

SULLIVAN



PRECALCULUS



ELEVENTH EDITION



Get the Most Out of MyLab Math

MyLab™ Math is the teaching and learning platform that empowers instructors to reach every student. By combining trusted author content with digital tools and a flexible platform, MyLab Math personalizes the learning experience and improves results for each student.

- **Flexible platform**—Your course is unique. Whether you’d like to build your own assignments, teach many sections, or set prerequisites, you have flexibility to easily create *your* course to fit *your* needs.
- **Personalized learning**—Each student learns at a different pace. Personalized learning pinpoints the areas each student needs to practice, giving every student the support they need — when and where they need it — to be successful. A variety of options to personalize learning in MyLab Math:
 - With **Companion Study Plan Assignments** you can assign the Study Plan as a prerequisite to a test or quiz, guiding students through the concepts they need to master.
 - With **Personalized Homework**, students take a quiz or test and receive a subsequent homework assignment that is personalized based on their performance. This way, students can focus on just the topics they have not yet mastered.

Homework Overview [Legend](#)  


Name Chapter 1 Homework

Last Worked 10/14/15 3:26pm

Current Score 42.86% (3 points out of 7)

This homework will **not** affect your Study Plan score.

Number of times you can complete each question: unlimited

 **Changes made here WILL affect your score.** [Go to Results to practice without affecting your score.](#)

▶ You received automatic credit (3 pts) for topics you mastered on Chapter 1 Skills Check Quiz.

▶ You only need to work on questions that are links below.

Questions: 7	Scored: 3	Correct: 3	Partial Credit: 0	Incorrect: 0
✓ Question 1 (1/1)	Question 2 (0/1)	Question 3 (0/1)		
✓ Question 4 (1/1)	Question 5 (0/1)	✓ Question 6 (1/1)		
Question 7 (0/1)				

To see what to study next, go to your [Study Plan](#).

Visit pearson.com/mylab/math and click **Get Trained** to make sure you’re getting the most out of MyLab Math.

To the Student

As you begin, you may feel anxious about the number of theorems, definitions, procedures, and equations. You may wonder if you can learn it all in time. Don't worry—your concerns are normal. This textbook was written with you in mind. If you attend class, work hard, and read and study this text, you will build the knowledge and skills you need to be successful. Here's how you can use the text to your benefit.

Read Carefully

When you get busy, it's easy to skip reading and go right to the problems. Don't ... the text has a large number of examples and clear explanations to help you break down the mathematics into easy-to-understand steps. Reading will provide you with a clearer understanding, beyond simple memorization. Read before class (not after) so you can ask questions about anything you didn't understand. You'll be amazed at how much more you'll get out of class if you do this.

Use the Features

I use many different methods in the classroom to communicate. Those methods, when incorporated into the text, are called "features." The features serve many purposes, from providing timely review of material you learned before (just when you need it) to providing organized review sessions to help you prepare for quizzes and tests. Take advantage of the features and you will master the material.

To make this easier, we've provided a brief guide to getting the most from this text. Refer to "Prepare for Class," "Practice," and "Review" at the front of the text. Spend fifteen minutes reviewing the guide and familiarizing yourself with the features by flipping to the page numbers provided. Then, as you read, use them. This is the best way to make the most of your text.




Please do not hesitate to contact me through Pearson Education, with any questions, comments, or suggestions for improving this text. I look forward to hearing from you, and good luck with all of your studies.

Best Wishes!

Michael Sullivan

This page intentionally left blank


Prepare for Class “Read the Book”

Feature	Description	Benefit	Page
Every Chapter Opener begins with . . .			
Chapter-Opening Topic & Project	Each chapter begins with a discussion of a topic of current interest and ends with a related project.	The Project lets you apply what you learned to solve a problem related to the topic.	258
 Internet-Based Projects	The projects allow for the integration of spreadsheet technology that you will need to be a productive member of the workforce.	The projects give you an opportunity to collaborate and use mathematics to deal with issues of current interest.	360
Every Section begins with . . .			
LEARNING OBJECTIVES 	Each section begins with a list of objectives. Objectives also appear in the text where the objective is covered.	These focus your study by emphasizing what’s most important and where to find it.	279
Sections contain . . .			
PREPARING FOR THIS SECTION	Most sections begin with a list of key concepts to review with page numbers.	Ever forget what you’ve learned? This feature highlights previously learned material to be used in this section. Review it, and you’ll always be prepared to move forward.	279
Now Work the ‘Are You Prepared?’ Problems	Problems that assess whether you have the prerequisite knowledge for the upcoming section.	Not sure you need the Preparing for This Section review? Work the ‘Are You Prepared?’ problems. If you get one wrong, you’ll know exactly what you need to review and where to review it!	279, 290
 Now Work PROBLEMS	These follow most examples and direct you to a related exercise.	We learn best by doing. You’ll solidify your understanding of examples if you try a similar problem right away, to be sure you understand what you’ve just read.	286, 291
WARNING	Warnings are provided in the text.	These point out common mistakes and help you to avoid them.	313
Exploration and Seeing the Concept	These graphing utility activities foreshadow a concept or solidify a concept just presented.	You will obtain a deeper and more intuitive understanding of theorems and definitions.	274, 299
In Words	These provide alternative descriptions of select definitions and theorems.	Does math ever look foreign to you? This feature translates math into plain English.	296
 Calculus	These appear next to information essential for the study of calculus.	Pay attention—if you spend extra time now, you’ll do better later!	54, 263, 286
SHOWCASE EXAMPLES	These examples provide “how-to” instruction by offering a guided, step-by-step approach to solving a problem.	With each step presented on the left and the mathematics displayed on the right, you can immediately see how each step is used.	225
 Model It! Examples and Problems	These examples and problems require you to build a mathematical model from either a verbal description or data. The homework Model It! problems are marked by purple headings.	It is rare for a problem to come in the form “ <i>Solve the following equation.</i> ” Rather, the equation must be developed based on an explanation of the problem. These problems require you to develop models to find a solution to the problem.	303, 332
NEW!  Need to Review?	These margin notes provide a just-in-time reminder of a concept needed now, but covered in an earlier section of the book. Each note is back-referenced to the chapter, section and page where the concept was originally discussed.	Sometimes as you read, you encounter a word or concept you know you’ve seen before, but don’t remember exactly what it means. This feature will point you to where you first learned the word or concept. A quick review now will help you see the connection to what you are learning for the first time and make remembering easier the next time.	272

Practice “Work the Problems”

Feature	Description	Benefit	Page
‘Are You Prepared?’ Problems	These assess your retention of the prerequisite material you’ll need. Answers are given at the end of the section exercises. This feature is related to the Preparing for This Section feature.	Do you always remember what you’ve learned? Working these problems is the best way to find out. If you get one wrong, you’ll know exactly what you need to review and where to review it!	296, 304
Concepts and Vocabulary	These short-answer questions, mainly Fill-in-the-Blank, Multiple-Choice and True/False items, assess your understanding of key definitions and concepts in the current section.	It is difficult to learn math without knowing the language of mathematics. These problems test your understanding of the formulas and vocabulary.	290
Skill Building	Correlated with section examples, these problems provide straightforward practice.	It’s important to dig in and develop your skills. These problems provide you with ample opportunity to do so.	290–292
Applications and Extensions	These problems allow you to apply your skills to real-world problems. They also allow you to extend concepts learned in the section.	You will see that the material learned within the section has many uses in everyday life.	293–295
NEW! Challenge Problems	These problems have been added in most sections and appear at the end of the Application and Extensions exercises. They are intended to be thought-provoking, requiring some ingenuity to solve.	Are you a student who likes being challenged? Then the Challenge Problems are for you! Your professor might also choose to assign a challenge problem as a group project. The ability to work with a team is a highly regarded skill in the working world.	295
Explaining Concepts: Discussion and Writing	“Discussion and Writing” problems are colored red. They support class discussion, verbalization of mathematical ideas, and writing and research projects.	To verbalize an idea, or to describe it clearly in writing, shows real understanding. These problems nurture that understanding. Many are challenging, but you’ll get out what you put in.	295
Retain Your Knowledge	These problems allow you to practice content learned earlier in the course.	Remembering how to solve all the different kinds of problems that you encounter throughout the course is difficult. This practice helps you remember.	295
Now Work PROBLEMS	Many examples refer you to a related homework problem. These related problems are marked by a pencil and orange numbers.	If you get stuck while working problems, look for the closest Now Work problem, and refer to the related example to see if it helps.	288, 291, 292
Review Exercises	Every chapter concludes with a comprehensive list of exercises to practice. Use the list of objectives to determine the objective and examples that correspond to the problems.	Work these problems to ensure that you understand all the skills and concepts of the chapter. Think of it as a comprehensive review of the chapter.	355–358

Review “Study for Quizzes and Tests”

Feature	Description	Benefit	Page
The Chapter Review at the end of each chapter contains . . .			
Things to Know	A detailed list of important theorems, formulas, and definitions from the chapter.	Review these and you’ll know the most important material in the chapter!	353–354
You Should Be Able to . . .	Contains a complete list of objectives by section, examples that illustrate the objective, and practice exercises that test your understanding of the objective.	Do the recommended exercises and you’ll have mastered the key material. If you get something wrong, go back and work through the objective listed and try again.	354–355
Review Exercises	These provide comprehensive review and practice of key skills, matched to the Learning Objectives for each section.	Practice makes perfect. These problems combine exercises from all sections, giving you a comprehensive review in one place.	355–358
Chapter Test	About 15–20 problems that can be taken as a Chapter Test. Be sure to take the Chapter Test under test conditions—no notes!	Be prepared. Take the sample practice test under test conditions. This will get you ready for your instructor’s test. If you get a problem wrong, you can watch the Chapter Test Prep Video.	358
Cumulative Review	These problem sets appear at the end of each chapter, beginning with Chapter 2. They combine problems from previous chapters, providing an ongoing cumulative review. When you use them in conjunction with the Retain Your Knowledge problems, you will be ready for the final exam.	These problem sets are really important. Completing them will ensure that you are not forgetting anything as you go. This will go a long way toward keeping you primed for the final exam.	359
Chapter Projects	The Chapter Projects apply to what you’ve learned in the chapter. Additional projects are available on the Instructor’s Resource Center (IRC).	The Chapter Projects give you an opportunity to use what you’ve learned in the chapter to the opening topic. If your instructor allows, these make excellent opportunities to work in a group, which is often the best way to learn math.	360
 Internet-Based Projects	In selected chapters, a Web-based project is given.	These projects give you an opportunity to collaborate and use mathematics to deal with issues of current interest by using the Internet to research and collect data.	360

*To the Memory of
My Mother and Father*

Precalculus

Eleventh Edition

Michael Sullivan

Chicago State University



Director, Portfolio Management: *Anne Kelly*
Senior Portfolio Management Analyst: *Dawn Murrin*
Portfolio Management Administrator: *Joseph Colella*
Manager, Courseware QA: *Mary Durnwald*
VP, Production & Digital Studio: *Ruth Berry*
Manager Producer: *Vicki Dreyfus*
Associate Producer: *Stacey Miller*
Manager, Content Development: *Kristina Evans*
Senior Content Developer: *Megan M. Burns*
Managing Producer: *Scott Disanno*
Content Producer: *Peggy McMahon*
Product Marketing Director: *Erin Kelly*

Product Marketer for Precalculus: *Stacey Sveum*
Product Marketing Assistant: *Shannon McCormack*
Field Marketing Manager: *Peggy Lucas*
Senior Publishing Services Analyst, Author Support: *Joe Vetere*
Manager, Rights/ Permissions: *Gina Cheselka*
Manager Design: *Blair Brown*
Manufacturing Buyer: *Carol Melville, LSC Communications*
Cover Illustration: *Tamara Newnam*
Cover Design: *Jerilyn Bockorick, Pearson CSC*
Full Service Vendor: *Pearson, CSC*
Full Service Project Management: *Pearson CSC, Rose Kernan*
Composition: *Pearson CSC*

Copyright © 2020, 2016, 2012 by Pearson Education, Inc. 221 River Street, Hoboken, NJ 07030.

All Rights Reserved. Printed in the United States of America. This publication is protected by copyright, and permission should be obtained from the publisher prior to any prohibited reproduction, storage in a retrieval system, or transmission in any form or by any means, electronic, mechanical, photocopying, recording, or otherwise. For information regarding permissions, request forms and the appropriate contacts within the Pearson Education Global Rights & Permissions department, please visit www.pearsoned.com/permissions/.

Attributions of third party content appear on page C-1, which constitutes an extension of this copyright page.

MICROSOFT® AND WINDOWS® ARE REGISTERED TRADEMARKS OF THE MICROSOFT CORPORATION IN THE U.S.A. AND OTHER COUNTRIES. SCREEN SHOTS AND ICONS REPRINTED WITH PERMISSION FROM THE MICROSOFT CORPORATION. THIS BOOK IS NOT SPONSORED OR ENDORSED BY OR AFFILIATED WITH THE MICROSOFT CORPORATION.

MICROSOFT AND/OR ITS RESPECTIVE SUPPLIERS MAKE NO REPRESENTATIONS ABOUT THE SUITABILITY OF THE INFORMATION CONTAINED IN THE DOCUMENTS AND RELATED GRAPHICS PUBLISHED AS PART OF THE SERVICES FOR ANY PURPOSE. ALL SUCH DOCUMENTS AND RELATED GRAPHICS ARE PROVIDED "AS IS" WITHOUT WARRANTY OF ANY KIND. MICROSOFT AND/OR ITS RESPECTIVE SUPPLIERS HEREBY DISCLAIM ALL WARRANTIES AND CONDITIONS WITH REGARD TO THIS INFORMATION, INCLUDING ALL WARRANTIES AND CONDITIONS OF MERCHANTABILITY, WHETHER EXPRESS, IMPLIED OR STATUTORY, FITNESS FOR A PARTICULAR PURPOSE, TITLE AND NON-INFRINGEMENT. IN NO EVENT SHALL MICROSOFT AND/OR ITS RESPECTIVE SUPPLIERS BE LIABLE FOR ANY SPECIAL, INDIRECT OR CONSEQUENTIAL DAMAGES OR ANY DAMAGES WHATSOEVER RESULTING FROM LOSS OF USE, DATA OR PROFITS, WHETHER IN AN ACTION OF CONTRACT, NEGLIGENCE OR OTHER TORTIOUS ACTION, ARISING OUT OF OR IN CONNECTION WITH THE USE OR PERFORMANCE OF INFORMATION AVAILABLE FROM THE SERVICES. THE DOCUMENTS AND RELATED GRAPHICS CONTAINED HEREIN COULD INCLUDE TECHNICAL INACCURACIES OR TYPOGRAPHICAL ERRORS. CHANGES ARE PERIODICALLY ADDED TO THE INFORMATION HEREIN. MICROSOFT AND/OR ITS RESPECTIVE SUPPLIERS MAY MAKE IMPROVEMENTS AND/OR CHANGES IN THE PRODUCT(S) AND/OR THE PROGRAM(S) DESCRIBED HEREIN AT ANY TIME. PARTIAL SCREEN SHOTS MAY BE VIEWED IN FULL WITHIN THE SOFTWARE VERSION SPECIFIED.

PEARSON, ALWAYS LEARNING, and MYLAB™MATH are exclusive trademarks owned by Pearson Education, Inc. or its affiliates in the U.S. and/or other countries.

Unless otherwise indicated herein, any third-party trademarks that may appear in this work are the property of their respective owners and any references to third-party trademarks, logos or other trade dress are for demonstrative or descriptive purposes only. Such references are not intended to imply any sponsorship, endorsement, authorization, or promotion of Pearson's products by the owners of such marks, or any relationship between the owner and Pearson Education, Inc. or its affiliates, authors, licensees or distributors.

Library of Congress Cataloging-in-Publication Data

Names: Sullivan, Michael, 1942- author.
Title: Precalculus / Michael Sullivan (Chicago State University).
Description: Eleventh edition. | Hoboken, NJ : Pearson, [2020] | Includes index.
Identifiers: LCCN 2019008620 | ISBN 9780135189405 (annotated instructors edition) | ISBN 9780135189535 (student edition) | ISBN 0135189535 | ISBN 0135189403
Subjects: LCSH: Precalculus--Textbooks. | Algebra--Textbooks. | Trigonometry--Textbooks.
Classification: LCC QA154.3 .S85 2020 | DDC 515--dc23
LC record available at <https://lccn.loc.gov/2019008620>

About the Cover:

The image on this book's cover was inspired by a talk given by Michael Sullivan III: *Is Mathematical Talent Overrated?*

The answer is yes. In mathematics, innate talent plays a much smaller role than grit and motivation as you work toward your goal. If you put in the time and hard work, you can succeed in your math course—just as an athlete must work to medal in their sport.

Contents

Three Distinct Series	xx
The Flagship Series	xxi
Preface to the Instructor	xxii
Get the Most Out of MyLab Math	xxvii
Resources for Success	xxviii
Applications Index	xxx

1 Graphs 1

1.1 The Distance and Midpoint Formulas	2
Use the Distance Formula • Use the Midpoint Formula	
1.2 Graphs of Equations in Two Variables; Intercepts; Symmetry	9
Graph Equations by Plotting Points • Find Intercepts from a Graph • Find Intercepts from an Equation • Test an Equation for Symmetry with Respect to the x -Axis, the y -Axis, and the Origin • Know How to Graph Key Equations	
1.3 Lines	20
Calculate and Interpret the Slope of a Line • Graph Lines Given a Point and the Slope • Find the Equation of a Vertical Line • Use the Point-Slope Form of a Line; Identify Horizontal Lines • Use the Slope-Intercept Form of a Line • Find the Equation of a Line Given Two Points • Graph Lines Written in General Form Using Intercepts • Find Equations of Parallel Lines • Find Equations of Perpendicular Lines	
1.4 Circles	35
Write the Standard Form of the Equation of a Circle • Graph a Circle • Work with the General Form of the Equation of a Circle	
Chapter Review	42
Chapter Test	44
Chapter Project	44

2 Functions and Their Graphs 46

2.1 Functions	47
Describe a Relation • Determine Whether a Relation Represents a Function • Use Function Notation; Find the Value of a Function • Find the Difference Quotient of a Function • Find the Domain of a Function Defined by an Equation • Form the Sum, Difference, Product, and Quotient of Two Functions	
2.2 The Graph of a Function	63
Identify the Graph of a Function • Obtain Information from or about the Graph of a Function	
2.3 Properties of Functions	73
Identify Even and Odd Functions from a Graph • Identify Even and Odd Functions from an Equation • Use a Graph to Determine Where a Function is Increasing, Decreasing, or Constant • Use a Graph to Locate Local	

Maxima and Local Minima • Use a Graph to Locate the Absolute Maximum and the Absolute Minimum • Use a Graphing Utility to Approximate Local Maxima and Local Minima and to Determine Where a Function Is Increasing or Decreasing • Find the Average Rate of Change of a Function

2.4 Library of Functions; Piecewise-defined Functions	86
Graph the Functions Listed in the Library of Functions • Analyze a Piecewise-defined Function	
2.5 Graphing Techniques: Transformations	98
Graph Functions Using Vertical and Horizontal Shifts • Graph Functions Using Compressions and Stretches • Graph Functions Using Reflections about the x -Axis and the y -Axis	
2.6 Mathematical Models: Building Functions	111
Build and Analyze Functions	
Chapter Review	117
Chapter Test	121
Cumulative Review	122
Chapter Projects	122

3 Linear and Quadratic Functions 124

3.1 Properties of Linear Functions and Linear Models	125
Graph Linear Functions • Use Average Rate of Change to Identify Linear Functions • Determine Whether a Linear Function Is Increasing, Decreasing, or Constant • Build Linear Models from Verbal Descriptions	
3.2 Building Linear Models from Data	135
Draw and Interpret Scatter Plots • Distinguish between Linear and Nonlinear Relations • Use a Graphing Utility to Find the Line of Best Fit	
3.3 Quadratic Functions and Their Properties	143
Graph a Quadratic Function Using Transformations • Identify the Vertex and Axis of Symmetry of a Parabola • Graph a Quadratic Function Using Its Vertex, Axis, and Intercepts • Find a Quadratic Function Given Its Vertex and One Other Point • Find the Maximum or Minimum Value of a Quadratic Function	
3.4 Building Quadratic Models from Verbal Descriptions and from Data	156
Build Quadratic Models from Verbal Descriptions • Build Quadratic Models from Data	
3.5 Inequalities Involving Quadratic Functions	165
Solve Inequalities Involving a Quadratic Function	
Chapter Review	169
Chapter Test	171
Cumulative Review	172
Chapter Projects	173

4 Polynomial and Rational Functions 174

4.1 Polynomial Functions	175
Identify Polynomial Functions and Their Degree • Graph Polynomial Functions Using Transformations • Identify the Real Zeros of a Polynomial Function and Their Multiplicity	

4.2 Graphing Polynomial Functions; Models	190
Graph a Polynomial Function • Graph a Polynomial Function Using a Graphing Utility • Build Cubic Models from Data	
4.3 Properties of Rational Functions	198
Find the Domain of a Rational Function • Find the Vertical Asymptotes of a Rational Function • Find a Horizontal or an Oblique Asymptote of a Rational Function	
4.4 The Graph of a Rational Function	209
Graph a Rational Function • Solve Applied Problems Involving Rational Functions	
4.5 Polynomial and Rational Inequalities	224
Solve Polynomial Inequalities • Solve Rational Inequalities	
4.6 The Real Zeros of a Polynomial Function	231
Use the Remainder and Factor Theorems • Use Descartes' Rule of Signs to Determine the Number of Positive and the Number of Negative Real Zeros of a Polynomial Function • Use the Rational Zeros Theorem to List the Potential Rational Zeros of a Polynomial Function • Find the Real Zeros of a Polynomial Function • Solve Polynomial Equations • Use the Theorem for Bounds on Zeros • Use the Intermediate Value Theorem	
4.7 Complex Zeros; Fundamental Theorem of Algebra	245
Use the Conjugate Pairs Theorem • Find a Polynomial Function with Specified Zeros • Find the Complex Zeros of a Polynomial Function	
Chapter Review	252
Chapter Test	255
Cumulative Review	256
Chapter Projects	257

5 Exponential and Logarithmic Functions 258

5.1 Composite Functions	259
Form a Composite Function • Find the Domain of a Composite Function	
5.2 One-to-One Functions; Inverse Functions	267
Determine Whether a Function Is One-to-One • Obtain the Graph of the Inverse Function from the Graph of a One-to-One Function • Verify an Inverse Function • Find the Inverse of a Function Defined by an Equation	
5.3 Exponential Functions	279
Evaluate Exponential Functions • Graph Exponential Functions • Define the Number e • Solve Exponential Equations	
5.4 Logarithmic Functions	296
Change Exponential Statements to Logarithmic Statements and Logarithmic Statements to Exponential Statements • Evaluate Logarithmic Expressions • Determine the Domain of a Logarithmic Function • Graph Logarithmic Functions • Solve Logarithmic Equations	
5.5 Properties of Logarithms	309
Work with the Properties of Logarithms • Write a Logarithmic Expression as a Sum or Difference of Logarithms • Write a Logarithmic Expression as a Single Logarithm • Evaluate Logarithms Whose Base Is Neither 10 Nor e	
5.6 Logarithmic and Exponential Equations	318
Solve Logarithmic Equations • Solve Exponential Equations • Solve Logarithmic and Exponential Equations Using a Graphing Utility	

5.7 Financial Models	325
Determine the Future Value of a Lump Sum of Money • Calculate Effective Rates of Return • Determine the Present Value of a Lump Sum of Money • Determine the Rate of Interest or the Time Required to Double a Lump Sum of Money	
5.8 Exponential Growth and Decay Models; Newton's Law; Logistic Growth and Decay Models	335
Model Populations That Obey the Law of Uninhibited Growth • Model Populations That Obey the Law of Uninhibited Decay • Use Newton's Law of Cooling • Use Logistic Models	
5.9 Building Exponential, Logarithmic, and Logistic Models from Data	346
Build an Exponential Model from Data • Build a Logarithmic Model from Data • Build a Logistic Model from Data	
Chapter Review	353
Chapter Test	358
Cumulative Review	359
Chapter Projects	360

6 Trigonometric Functions **361**

6.1 Angles, Arc Length, and Circular Motion	362
Angles and Degree Measure • Convert between Decimal and Degree, Minute, Second Measures for Angles • Find the Length of an Arc of a Circle • Convert from Degrees to Radians and from Radians to Degrees • Find the Area of a Sector of a Circle • Find the Linear Speed of an Object Traveling in Circular Motion	
6.2 Trigonometric Functions: Unit Circle Approach	375
Find the Exact Values of the Trigonometric Functions Using a Point on the Unit Circle • Find the Exact Values of the Trigonometric Functions of Quadrantal Angles • Find the Exact Values of the Trigonometric Functions of $\frac{\pi}{4} = 45^\circ$ • Find the Exact Values of the Trigonometric Functions of $\frac{\pi}{6} = 30^\circ$ and $\frac{\pi}{3} = 60^\circ$ • Find the Exact Values of the Trigonometric Functions for Integer Multiples of $\frac{\pi}{6} = 30^\circ$, $\frac{\pi}{4} = 45^\circ$, and $\frac{\pi}{3} = 60^\circ$ • Use a Calculator to Approximate the Value of a Trigonometric Function • Use a Circle of Radius r to Evaluate the Trigonometric Functions	
6.3 Properties of the Trigonometric Functions	392
Determine the Domain and the Range of the Trigonometric Functions • Determine the Period of the Trigonometric Functions • Determine the Signs of the Trigonometric Functions in a Given Quadrant • Find the Values of the Trigonometric Functions Using Fundamental Identities • Find the Exact Values of the Trigonometric Functions of an Angle Given One of the Functions and the Quadrant of the Angle • Use Even-Odd Properties to Find the Exact Values of the Trigonometric Functions	
6.4 Graphs of the Sine and Cosine Functions	407
Graph the Sine Function $y = \sin x$ and Functions of the Form $y = A \sin(\omega x)$ • Graph the Cosine Function $y = \cos x$ and Functions of the Form $y = A \cos(\omega x)$ • Determine the Amplitude and Period of Sinusoidal Functions • Graph Sinusoidal Functions Using Key Points • Find an Equation for a Sinusoidal Graph	

6.5 Graphs of the Tangent, Cotangent, Cosecant, and Secant Functions	422
Graph the Tangent Function $y = \tan x$ and the Cotangent Function $y = \cot x$ • Graph Functions of the Form $y = A \tan(\omega x) + B$ and $y = A \cot(\omega x) + B$ • Graph the Cosecant Function $y = \csc x$ and the Secant Function $y = \sec x$ • Graph Functions of the Form $y = A \csc(\omega x) + B$ and $y = A \sec(\omega x) + B$	
6.6 Phase Shift; Sinusoidal Curve Fitting	429
Graph Sinusoidal Functions of the Form $y = A \sin(\omega x - \phi) + B$ • Build Sinusoidal Models from Data	
Chapter Review	441
Chapter Test	446
Cumulative Review	447
Chapter Projects	448

7 Analytic Trigonometry **449**

7.1 The Inverse Sine, Cosine, and Tangent Functions	450
Define the Inverse Sine Function • Find the Value of an Inverse Sine Function • Define the Inverse Cosine Function • Find the Value of an Inverse Cosine Function • Define the Inverse Tangent Function • Find the Value of an Inverse Tangent Function • Use Properties of Inverse Functions to Find Exact Values of Certain Composite Functions • Find the Inverse Function of a Trigonometric Function • Solve Equations Involving Inverse Trigonometric Functions	
7.2 The Inverse Trigonometric Functions (Continued)	463
Define the Inverse Secant, Cosecant, and Cotangent Functions • Find the Value of Inverse Secant, Cosecant, and Cotangent Functions • Find the Exact Value of Composite Functions Involving the Inverse Trigonometric Functions • Write a Trigonometric Expression as an Algebraic Expression	
7.3 Trigonometric Equations	469
Solve Equations Involving a Single Trigonometric Function • Solve Trigonometric Equations Using a Calculator • Solve Trigonometric Equations Quadratic in Form • Solve Trigonometric Equations Using Fundamental Identities • Solve Trigonometric Equations Using a Graphing Utility	
7.4 Trigonometric Identities	479
Use Algebra to Simplify Trigonometric Expressions • Establish Identities	
7.5 Sum and Difference Formulas	487
Use Sum and Difference Formulas to Find Exact Values • Use Sum and Difference Formulas to Establish Identities • Use Sum and Difference Formulas Involving Inverse Trigonometric Functions • Solve Trigonometric Equations Linear in Sine and Cosine	
7.6 Double-angle and Half-angle Formulas	500
Use Double-angle Formulas to Find Exact Values • Use Double-angle Formulas to Establish Identities • Use Half-angle Formulas to Find Exact Values	
7.7 Product-to-Sum and Sum-to-Product Formulas	511
Express Products as Sums • Express Sums as Products	
Chapter Review	515
Chapter Test	518
Cumulative Review	519
Chapter Projects	520

8	Applications of Trigonometric Functions	521
8.1	Right Triangle Trigonometry; Applications	522
	Find the Value of Trigonometric Functions of Acute Angles Using Right Triangles • Use the Complementary Angle Theorem • Solve Right Triangles • Solve Applied Problems	
8.2	The Law of Sines	535
	Solve SAA or ASA Triangles • Solve SSA Triangles • Solve Applied Problems	
8.3	The Law of Cosines	546
	Solve SAS Triangles • Solve SSS Triangles • Solve Applied Problems	
8.4	Area of a Triangle	553
	Find the Area of SAS Triangles • Find the Area of SSS Triangles	
8.5	Simple Harmonic Motion; Damped Motion; Combining Waves	559
	Build a Model for an Object in Simple Harmonic Motion • Analyze Simple Harmonic Motion • Analyze an Object in Damped Motion • Graph the Sum of Two Functions	
	Chapter Review	569
	Chapter Test	572
	Cumulative Review	573
	Chapter Projects	573
9	Polar Coordinates; Vectors	575
9.1	Polar Coordinates	576
	Plot Points Using Polar Coordinates • Convert from Polar Coordinates to Rectangular Coordinates • Convert from Rectangular Coordinates to Polar Coordinates • Transform Equations between Polar and Rectangular Forms	
9.2	Polar Equations and Graphs	585
	Identify and Graph Polar Equations by Converting to Rectangular Equations • Test Polar Equations for Symmetry • Graph Polar Equations by Plotting Points	
9.3	The Complex Plane; De Moivre's Theorem	600
	Plot Points in the Complex Plane • Convert a Complex Number between Rectangular Form and Polar Form or Exponential Form • Find Products and Quotients of Complex Numbers • Use De Moivre's Theorem • Find Complex Roots	
9.4	Vectors	609
	Graph Vectors • Find a Position Vector • Add and Subtract Vectors Algebraically • Find a Scalar Multiple and the Magnitude of a Vector • Find a Unit Vector • Find a Vector from Its Direction and Magnitude • Model with Vectors	
9.5	The Dot Product	624
	Find the Dot Product of Two Vectors • Find the Angle between Two Vectors • Determine Whether Two Vectors Are Parallel • Determine Whether Two Vectors Are Orthogonal • Decompose a Vector into Two Orthogonal Vectors • Compute Work	
9.6	Vectors in Space	631
	Find the Distance between Two Points in Space • Find Position Vectors in Space • Perform Operations on Vectors • Find the Dot Product • Find the Angle between Two Vectors • Find the Direction Angles of a Vector	

9.7	The Cross Product	641
	Find the Cross Product of Two Vectors • Know Algebraic Properties of the Cross Product • Know Geometric Properties of the Cross Product • Find a Vector Orthogonal to Two Given Vectors • Find the Area of a Parallelogram	
	Chapter Review	647
	Chapter Test	650
	Cumulative Review	651
	Chapter Projects	651
10	Analytic Geometry	652
10.1	Conics	653
	Know the Names of the Conics	
10.2	The Parabola	654
	Analyze Parabolas with Vertex at the Origin • Analyze Parabolas with Vertex at (h, k) • Solve Applied Problems Involving Parabolas	
10.3	The Ellipse	663
	Analyze Ellipses with Center at the Origin • Analyze Ellipses with Center at (h, k) • Solve Applied Problems Involving Ellipses	
10.4	The Hyperbola	673
	Analyze Hyperbolas with Center at the Origin • Find the Asymptotes of a Hyperbola • Analyze Hyperbolas with Center at (h, k) • Solve Applied Problems Involving Hyperbolas	
10.5	Rotation of Axes; General Form of a Conic	686
	Identify a Conic • Use a Rotation of Axes to Transform Equations • Analyze an Equation Using a Rotation of Axes • Identify Conics without Rotating the Axes	
10.6	Polar Equations of Conics	694
	Analyze and Graph Polar Equations of Conics • Convert the Polar Equation of a Conic to a Rectangular Equation	
10.7	Plane Curves and Parametric Equations	701
	Graph Parametric Equations • Find a Rectangular Equation for a Plane Curve Defined Parametrically • Use Time as a Parameter in Parametric Equations • Find Parametric Equations for Plane Curves Defined by Rectangular Equations	
	Chapter Review	714
	Chapter Test	716
	Cumulative Review	717
	Chapter Projects	717
11	Systems of Equations and Inequalities	719
11.1	Systems of Linear Equations: Substitution and Elimination	720
	Solve Systems of Equations by Substitution • Solve Systems of Equations by Elimination • Identify Inconsistent Systems of Equations Containing Two Variables • Express the Solution of a System of Dependent Equations Containing Two Variables • Solve Systems of Three Equations Containing Three Variables • Identify Inconsistent Systems of Equations Containing Three Variables • Express the Solution of a System of Dependent Equations Containing Three Variables	

11.2 Systems of Linear Equations: Matrices	734
Write the Augmented Matrix of a System of Linear Equations • Write the System of Equations from the Augmented Matrix • Perform Row Operations on a Matrix • Solve a System of Linear Equations Using Matrices	
11.3 Systems of Linear Equations: Determinants	748
Evaluate 2 by 2 Determinants • Use Cramer's Rule to Solve a System of Two Equations Containing Two Variables • Evaluate 3 by 3 Determinants • Use Cramer's Rule to Solve a System of Three Equations Containing Three Variables • Know Properties of Determinants	
11.4 Matrix Algebra	759
Find the Sum and Difference of Two Matrices • Find Scalar Multiples of a Matrix • Find the Product of Two Matrices • Find the Inverse of a Matrix • Solve a System of Linear Equations Using an Inverse Matrix	
11.5 Partial Fraction Decomposition	776
Decompose $\frac{P}{Q}$ Where Q Has Only Nonrepeated Linear Factors • Decompose $\frac{P}{Q}$ Where Q Has Repeated Linear Factors • Decompose $\frac{P}{Q}$ Where Q Has a Nonrepeated Irreducible Quadratic Factor • Decompose $\frac{P}{Q}$ Where Q Has a Repeated Irreducible Quadratic Factor	
11.6 Systems of Nonlinear Equations	785
Solve a System of Nonlinear Equations Using Substitution • Solve a System of Nonlinear Equations Using Elimination	
11.7 Systems of Inequalities	794
Graph an Inequality • Graph a System of Inequalities	
11.8 Linear Programming	801
Set Up a Linear Programming Problem • Solve a Linear Programming Problem	
Chapter Review	809
Chapter Test	812
Cumulative Review	813
Chapter Projects	814
12 Sequences; Induction; the Binomial Theorem	815
12.1 Sequences	816
List the First Several Terms of a Sequence • List the Terms of a Sequence Defined by a Recursive Formula • Use Summation Notation • Find the Sum of a Sequence	
12.2 Arithmetic Sequences	826
Determine Whether a Sequence Is Arithmetic • Find a Formula for an Arithmetic Sequence • Find the Sum of an Arithmetic Sequence	
12.3 Geometric Sequences; Geometric Series	833
Determine Whether a Sequence Is Geometric • Find a Formula for a Geometric Sequence • Find the Sum of a Geometric Sequence • Determine Whether a Geometric Series Converges or Diverges • Solve Annuity Problems	
12.4 Mathematical Induction	845
Prove Statements Using Mathematical Induction	

12.5 The Binomial Theorem	849
Evaluate $\binom{n}{j}$ • Use the Binomial Theorem	
Chapter Review	855
Chapter Test	858
Cumulative Review	858
Chapter Projects	859

13 Counting and Probability 860

13.1 Counting	861
Find All the Subsets of a Set • Count the Number of Elements in a Set • Solve Counting Problems Using the Multiplication Principle	
13.2 Permutations and Combinations	866
Solve Counting Problems Using Permutations Involving n Distinct Objects • Solve Counting Problems Using Combinations • Solve Counting Problems Using Permutations Involving n Nondistinct Objects	
13.3 Probability	875
Construct Probability Models • Compute Probabilities of Equally Likely Outcomes • Find Probabilities of the Union of Two Events • Use the Complement Rule to Find Probabilities	
Chapter Review	885
Chapter Test	887
Cumulative Review	888
Chapter Projects	888

14 A Preview of Calculus: The Limit, Derivative, and Integral of a Function 890

14.1 Investigating Limits Using Tables and Graphs	891
Investigate a Limit Using a Table • Investigate a Limit Using a Graph	
14.2 Algebraic Techniques for Finding Limits	896
Find the Limit of a Sum, a Difference, and a Product • Find the Limit of a Polynomial • Find the Limit of a Power or a Root • Find the Limit of a Quotient • Find the Limit of an Average Rate of Change	
14.3 One-sided Limits; Continuity	903
Find the One-sided Limits of a Function • Determine Whether a Function Is Continuous at a Number	
14.4 The Tangent Problem; The Derivative	909
Find an Equation of the Tangent Line to the Graph of a Function • Find the Derivative of a Function • Find Instantaneous Rates of Change • Find the Instantaneous Velocity of an Object	
14.5 The Area Problem; The Integral	917
Approximate the Area under the Graph of a Function • Approximate Integrals Using a Graphing Utility	
Chapter Review	923
Chapter Test	926
Chapter Projects	927

Appendix A

Review

A1

A.1 Algebra Essentials

A1

Work with Sets • Graph Inequalities • Find Distance on the Real Number Line • Evaluate Algebraic Expressions • Determine the Domain of a Variable • Use the Laws of Exponents • Evaluate Square Roots • Use a Calculator to Evaluate Exponents

A.2 Geometry Essentials

A14

Use the Pythagorean Theorem and Its Converse • Know Geometry Formulas • Understand Congruent Triangles and Similar Triangles

A.3 Polynomials

A22

Recognize Monomials • Recognize Polynomials • Know Formulas for Special Products • Divide Polynomials Using Long Division • Factor Polynomials • Complete the Square

A.4 Synthetic Division

A31

Divide Polynomials Using Synthetic Division

A.5 Rational Expressions

A35

Reduce a Rational Expression to Lowest Terms • Multiply and Divide Rational Expressions • Add and Subtract Rational Expressions • Use the Least Common Multiple Method • Simplify Complex Rational Expressions

A.6 Solving Equations

A44

Solve Equations by Factoring • Solve Equations Involving Absolute Value • Solve a Quadratic Equation by Factoring • Solve a Quadratic Equation by Completing the Square • Solve a Quadratic Equation Using the Quadratic Formula

A.7 Complex Numbers; Quadratic Equations in the Complex Number System

A54

Add, Subtract, Multiply, and Divide Complex Numbers • Solve Quadratic Equations in the Complex Number System

A.8 Problem Solving: Interest, Mixture, Uniform Motion, Constant Rate Job Applications

A62

Translate Verbal Descriptions into Mathematical Expressions • Solve Interest Problems • Solve Mixture Problems • Solve Uniform Motion Problems • Solve Constant Rate Job Problems

A.9 Interval Notation; Solving Inequalities

A72

Use Interval Notation • Use Properties of Inequalities • Solve Inequalities • Solve Combined Inequalities • Solve Inequalities Involving Absolute Value

A.10 n th Roots; Rational Exponents

A83

Work with n th Roots • Simplify Radicals • Rationalize Denominators and Numerators • Solve Radical Equations • Simplify Expressions with Rational Exponents

Appendix B

Graphing Utilities

B1

B.1 The Viewing Rectangle

B1

B.2 Using a Graphing Utility to Graph Equations

B3

B.3 Using a Graphing Utility to Locate Intercepts and Check for Symmetry

B5

B.4 Using a Graphing Utility to Solve Equations

B6

B.5 Square Screens

B8

B.6 Using a Graphing Utility to Graph Inequalities	B9
B.7 Using a Graphing Utility to Solve Systems of Linear Equations	B9
B.8 Using a Graphing Utility to Graph a Polar Equation	B11
B.9 Using a Graphing Utility to Graph Parametric Equations	B11
Answers	AN1
Photo Credits	C1
Subject Index	I1

Three Distinct Series

Students have different goals, learning styles, and levels of preparation. Instructors have different teaching philosophies, styles, and techniques. Rather than write one series to fit all, the Sullivans have written three distinct series. All share the same goal—to develop a high level of mathematical understanding and an appreciation for the way mathematics can describe the world around us. The manner of reaching that goal, however, differs from series to series.

Flagship Series, Eleventh Edition

The Flagship Series is the most traditional in approach yet modern in its treatment of precalculus mathematics. In each text, needed review material is included, and is referenced when it is used. Graphing utility coverage is optional and can be included or excluded at the discretion of the instructor: *College Algebra*, *Algebra & Trigonometry*, *Trigonometry: A Unit Circle Approach*, *Precalculus*.

Enhanced with Graphing Utilities Series, Seventh Edition

This series provides a thorough integration of graphing utilities into topics, allowing students to explore mathematical concepts and encounter ideas usually studied in later courses. Many examples show solutions using algebra side-by-side with graphing techniques. Using technology, the approach to solving certain problems differs from the Flagship Series, while the emphasis on understanding concepts and building strong skills is maintained: *College Algebra*, *Algebra & Trigonometry*, *Precalculus*.

Concepts through Functions Series, Fourth Edition

This series differs from the others, utilizing a functions approach that serves as the organizing principle tying concepts together. Functions are introduced early in various formats. The approach supports the Rule of Four, which states that functions can be represented symbolically, numerically, graphically, and verbally. Each chapter introduces a new type of function and then develops all concepts pertaining to that particular function. The solutions of equations and inequalities, instead of being developed as stand-alone topics, are developed in the context of the underlying functions. Graphing utility coverage is optional and can be included or excluded at the discretion of the instructor: *College Algebra*; *Precalculus, with a Unit Circle Approach to Trigonometry*; *Precalculus, with a Right Triangle Approach to Trigonometry*.

The Flagship Series

College Algebra, Eleventh Edition

This text provides a contemporary approach to college algebra, with three chapters of review material preceding the chapters on functions. Graphing calculator usage is provided, but is optional. After completing this book, a student will be adequately prepared for trigonometry, finite mathematics, and business calculus.

Algebra & Trigonometry, Eleventh Edition

This text contains all the material in *College Algebra*, but also develops the trigonometric functions using a right triangle approach and shows how it relates to the unit circle approach. Graphing techniques are emphasized, including a thorough discussion of polar coordinates, parametric equations, and conics using polar coordinates. Vectors in the plane, sequences, induction, and the binomial theorem are also presented. Graphing calculator usage is provided, but is optional. After completing this book, a student will be adequately prepared for finite mathematics, business calculus, and engineering calculus.

Precalculus, Eleventh Edition

This text contains one review chapter before covering the traditional precalculus topics of polynomial, rational, exponential, and logarithmic functions and their graphs. The trigonometric functions are introduced using a unit circle approach and showing how it relates to the right triangle approach. Graphing techniques are emphasized, including a thorough discussion of polar coordinates, parametric equations, and conics using polar coordinates. Vectors in the plane and in space, including the dot and cross products, sequences, induction, and the binomial theorem are also presented. Graphing calculator usage is provided, but is optional. The final chapter provides an introduction to calculus, with a discussion of the limit, the derivative, and the integral of a function. After completing this book, a student will be adequately prepared for finite mathematics, business calculus, and engineering calculus.

Trigonometry: a Unit Circle Approach, Eleventh Edition

This text, designed for stand-alone courses in trigonometry, develops the trigonometric functions using a unit circle approach and shows how it relates to the right triangle approach. Vectors in the plane and in space, including the dot and cross products, are presented. Graphing techniques are emphasized, including a thorough discussion of polar coordinates, parametric equations, and conics using polar coordinates. Graphing calculator usage is provided, but is optional. After completing this book, a student will be adequately prepared for finite mathematics, business calculus, and engineering calculus.

Preface to the Instructor

As a professor of mathematics at an urban public university for 35 years, I understand the varied needs of precalculus students. Students range from being underprepared with little mathematical background and a fear of mathematics, to being highly prepared and motivated. For some, this is their final course in mathematics. For others, it is preparation for future mathematics courses. I have written this text with both groups in mind.

A tremendous benefit of authoring a successful series is the broad-based feedback I receive from instructors and students who have used previous editions. I am sincerely grateful for their support. Virtually every change to this edition is the result of their thoughtful comments and suggestions. I hope that I have been able to take their ideas and, building upon a successful foundation of the tenth edition, make this series an even better learning and teaching tool for students and instructors.

Features in the Eleventh Edition

A descriptive list of the many special features of *Precalculus* can be found on the endpapers in the front of this text. This list places the features in their proper context, as building blocks of an overall learning system that has been carefully crafted over the years to help students get the most out of the time they put into studying. Please take the time to review it and to discuss it with your students at the beginning of your course. My experience has been that when students use these features, they are more successful in the course.

- **Updated! Retain Your Knowledge Problems** These problems, which were new to the previous edition, are based on the article “*To Retain New Learning, Do the Math,*” published in the *Eurati Review*. In this article, Kevin Washburn suggests that “the more students are required to recall new content or skills, the better their memory will be.” The Retain Your Knowledge problems were so well received that they have been expanded in this edition. Moreover, while the focus remains to help students maintain their skills, in most sections, problems were chosen that preview skills required to succeed in subsequent sections or in calculus. These are easily identified by the calculus icon (\int). All answers to Retain Your Knowledge problems are given in the back of the text and all are assignable in MyLab Math.
- **Guided Lecture Notes** Ideal for online, emporium/redesign courses, inverted classrooms, or traditional lecture classrooms. These lecture notes help students take thorough, organized, and understandable notes as they watch the Author in Action videos. They ask students to complete definitions, procedures, and examples based on the content of the videos and text. In addition, experience suggests that students learn by doing and understanding the why/how of the concept or property. Therefore, many

sections will have an exploration activity to motivate student learning. These explorations introduce the topic and/or connect it to either a real-world application or a previous section. For example, when the vertical-line test is discussed in Section 2.2, after the theorem statement, the notes ask the students to explain why the vertical-line test works by using the definition of a function. This challenge helps students process the information at a higher level of understanding.

- **Illustrations** Many of the figures have captions to help connect the illustrations to the explanations in the body of the text.
- **Graphing Utility Screen Captures** In several instances we have added Desmos screen captures along with the TI-84 Plus C screen captures. These updated screen captures provide alternate ways of visualizing concepts and making connections between equations, data and graphs in full color.
- **Chapter Projects**, which apply the concepts of each chapter to a real-world situation, have been enhanced to give students an up-to-the-minute experience. Many of these projects are new requiring the student to research information online in order to solve problems.
- **Exercise Sets** The exercises in the text have been reviewed and analyzed, some have been removed, and new ones have been added. All time-sensitive problems have been updated to the most recent information available. The problem sets remain classified according to purpose.

The “*Are You Prepared?*” problems have been improved to better serve their purpose as a just-in-time review of concepts that the student will need to apply in the upcoming section.

The **Concepts and Vocabulary** problems have been expanded to cover each objective of the section. These multiple-choice, fill-in-the-blank, and True/False exercises have been written to also serve as reading quizzes.

Skill Building problems develop the student’s computational skills with a large selection of exercises that are directly related to the objectives of the section. **Mixed Practice** problems offer a comprehensive assessment of skills that relate to more than one objective. Often these require skills learned earlier in the course.

Applications and Extensions problems have been updated. Further, many new application-type exercises have been added, especially ones involving information and data drawn from sources the student will recognize, to improve relevance and timeliness.

At the end of Applications and Extensions, we have a collection of one or more **Challenge Problems**. These problems, as the title suggests, are intended to be thought-provoking, requiring some ingenuity to solve. They can be used for group work or to challenge students. At the end of the Annotated Instructor’s

Edition and in the online Instructor's Solutions Manual, we have provided solutions to all these problems.

The **Explaining Concepts: Discussion and Writing** exercises provide opportunity for classroom discussion and group projects.

Updated! Retain Your Knowledge has been improved and expanded. The problems are based on material learned earlier in the course, especially calculus-related material. They serve to keep information that has already been learned “fresh” in the mind of the student. Answers to all these problems appear in the Student Edition.

NEW Need to Review? These margin notes provide a just-in-time reminder of a concept needed now, but covered in an earlier section of the book. Each note includes a reference to the chapter, section and page where the concept was originally discussed.

Content Changes to the 11th edition

- **Challenge Problems** have been added in most sections at the end of the Application and Extensions exercises. Challenge Problems are intended to be thought-provoking problems that require some ingenuity to solve. They can be used to challenge students or for group work. Solutions to Challenge Problems are available in the Annotated Instructor's Edition and the online Instructors Solutions Manual.
- **Need to Review?** These margin notes provide a just-in-time review for a concept needed now, but covered in an earlier section of the book. Each note is back-referenced to the chapter, section and page where the concept was originally discussed.
- Additional **Retain Your Knowledge** exercises, whose purpose is to keep learned material fresh in a student's mind, have been added to each section. Many of these new problems preview skills required for calculus or for concepts needed in subsequent sections.
- **Desmos** screen captures have been added throughout the text. This is done to recognize that graphing technology expands beyond graphing calculators.
- Examples and exercises throughout the text have been augmented to reflect a broader selection of STEM applications.
- Concepts and Vocabulary exercises have been expanded to cover each objective of a section.
- Skill building exercises have been expanded to assess a wider range of difficulty.
- Applied problems and those based on real data have been updated where appropriate.

Appendix A

- Section A.10 Objective 3 now includes rationalizing the numerator
 - NEW Example 6 Rationalizing Numerators
 - Problems 69-76 provide practice.
- Section A.10 Exercises now include more practice in simplifying radicals

Chapter 1

- NEW Section 1.2 Example 9 Testing an Equation for Symmetry
- Section 1.3 has been reorganized to treat the slope-intercept form of the equation of a line before finding an equation of a line using two points.

Chapter 2

- NEW Section 2.1 Objective 1 Describe a Relation
- NEW Section 2.2 Example 4 Expending Energy
- NEW Section 2.4 Example 4 Analyzing a Piecewise-defined Function
- NEW Example 1 Describing a Relation demonstrates using the Rule of Four to express a relation numerically, as a mapping, and graphically given a verbal description.

Chapter 3

- Section 3.3 introduces the concept of concavity for a quadratic function
- NEW Section 3.3 Example 3 Graphing a Quadratic Function Using Its Vertex, Axis, and Intercepts
- Section 3.3 Example 8 Analyzing the Motion of a Projectile (formerly in Section 3.4)
- NEW Section 3.4 Example 4 Fitting a Quadratic Function to Data

Chapter 4

- Section 4.1 has been revised and split into two sections:
 - 4.1 Polynomial Functions
 - 4.2 Graphing Polynomial Functions; Models
- NEW Section 4.2 Example 2 Graphing a Polynomial Function (a 4th degree polynomial function)

Chapter 5

- Section 5.2 now finds and verifies inverse functions analytically and graphically.

Chapter 6

- NEW Section 6.1 Example 6 Field Width of a Digital Lens Reflex Camera Lens
- Section 6.4 and 6.5 were reorganized for increased clarity.

Chapter 7

- Sections 7.1 and 7.2 were reorganized for increased clarity.

Chapter 9

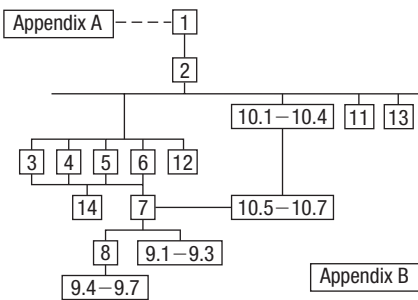
- Section 9.3 The complex plane; DeMoivre's Theorem, was rewritten to support the exponential form of a complex number.
 - Euler's Formula is introduced to express a complex number in exponential form.
 - The exponential form of a complex number is used to compute products and quotients.
 - DeMoivre's Theorem is expressed using the exponential form of a complex number.
 - The exponential form is used to find complex roots.

Chapter 11

- NEW Section 11.5 Example 1 Identifying Proper and Improper Rational Expressions

Using the Eleventh Edition Effectively with Your Syllabus

To meet the varied needs of diverse syllabi, this text contains more content than is likely to be covered in a *Precalculus* course. As the chart illustrates, this text has been organized with flexibility of use in mind. Within a given chapter, certain sections are optional (see the details that follow the figure below) and can be omitted without loss of continuity.



Appendix A Review

This chapter consists of review material. It may be used as the first part of the course or later as a just-in-time review when the content is required. Specific references to this chapter occur throughout the text to assist in the review process.

Chapter 1 Graphs

This chapter lays the foundation for functions.

Chapter 2 Functions and Their Graphs

Perhaps the most important chapter. Section 2.6 is optional.

Chapter 3 Linear and Quadratic Functions

Topic selection depends on your syllabus. Sections 3.2 and 3.4 may be omitted without loss of continuity.

Acknowledgments

Textbooks are written by authors, but evolve from an idea to final form through the efforts of many people. It was Don Dellen who first suggested this text and series to me. Don is remembered for his extensive contributions to publishing and mathematics.

Thanks are due to the following people for their assistance and encouragement to the preparation of this edition:

- From Pearson Education: Anne Kelly for her substantial contributions, ideas, and enthusiasm; Dawn Murrin, for her unmatched talent at getting the details right; Joseph Colella for always getting the reviews and pages to me on time; Peggy McMahon for directing the always difficult production process; Rose Kernan for handling

Chapter 4 Polynomial and Rational Functions

Topic selection depends on your syllabus.

Chapter 5 Exponential and Logarithmic Functions

Sections 5.1–5.6 follow in sequence. Sections 5.7, 5.8, and 5.9 are optional.

Chapter 6 Trigonometric Functions

Section 6.6 may be omitted in a brief course.

Chapter 7 Analytic Trigonometry

Sections 7.7 may be omitted in a brief course.

Chapter 8 Applications of Trigonometric Functions

Sections 8.4 and 8.5 may be omitted in a brief course.

Chapter 9 Polar Coordinates; Vectors

Sections 9.1–9.3 and Sections 9.4–9.7 are independent and may be covered separately.

Chapter 10 Analytic Geometry

Sections 10.1–10.4 follow in sequence. Sections 10.5, 10.6, and 10.7 are independent of each other, but each requires Sections 10.1–10.4.

Chapter 11 Systems of Equations and Inequalities

Sections 11.2–11.7 may be covered in any order, but each requires Section 11.1. Section 11.8 requires Section 11.7.

Chapter 12 Sequences; Induction; The Binomial Theorem

There are three independent parts: Sections 12.1–12.3; Section 12.4; and Section 12.5.

Chapter 13 Counting and Probability

The sections follow in sequence.

Chapter 14 A Preview of Calculus: The Limit, Derivative, and Integral of a Function

If time permits, coverage of this chapter will give your students a beneficial head start in calculus.

liaison between the compositor and author; Peggy Lucas and Stacey Sveum for their genuine interest in marketing this text. Marcia Horton for her continued support and genuine interest; Paul Corey for his leadership and commitment to excellence; and the Pearson Sales team, for their continued confidence and personal support of Sullivan texts.

- Accuracy checkers: C. Brad Davis who read the entire manuscript and accuracy checked answers. His attention to detail is amazing; Timothy Britt, for creating the Solutions Manuals; and Kathleen Miranda and Pamela Trim for accuracy checking answers.

Finally, I offer my grateful thanks to the dedicated users and reviewers of my texts, whose collective insights form the backbone of each textbook revision.

- James Africh, College of DuPage
 Steve Agronsky, Cal Poly State University
 Gerardo Aladro, Florida International University
 Grant Alexander, Joliet Junior College
 Dave Anderson, South Suburban College
 Wes Anderson, Northwest Vista College
 Richard Andrews, Florida A&M University
 Joby Milo Anthony, University of Central Florida
 James E. Arnold, University of Wisconsin-Milwaukee
 Adel Arshaghi, Center for Educational Merit
 Carolyn Autray, University of West Georgia
 Agnes Azzolino, Middlesex County College
 Wilson P. Banks, Illinois State University
 Sudeshna Basu, Howard University
 Timothy Bayer, Virginia Western CC
 Dale R. Bedgood, East Texas State University
 Beth Beno, South Suburban College
 Carolyn Bernath, Tallahassee Community College
 Rebecca Berthiaume, Edison State College
 William H. Beyer, University of Akron
 Annette Blackwelder, Florida State University
 Richelle Blair, Lakeland Community College
 Kevin Bodden, Lewis and Clark College
 Jeffrey Boerner, University of Wisconsin-Stout
 Connie Booker, Owensboro Community and Technical College
 Barry Booten, Florida Atlantic University
 Laurie Boudreaux, Nicholls State University
 Larry Bouldin, Roane State Community College
 Bob Bradshaw, Ohlone College
 Trudy Bratten, Grossmont College
 Tim Bremer, Broome Community College
 Tim Britt, Jackson State Community College
 Holly Broesamle, Oakland CC-Auburn Hills
 Michael Brook, University of Delaware
 Timothy Brown, Central Washington University
 Joanne Brunner, Joliet Junior College
 Warren Burch, Brevard Community College
 Mary Butler, Lincoln Public Schools
 Melanie Butler, West Virginia University
 Jim Butterbach, Joliet Junior College
 Roberto Cabezas, Miami Dade College
 William J. Cable, University of Wisconsin-Stevens Point
 Lois Calamia, Brookdale Community College
 Jim Campbell, Lincoln Public Schools
 Roger Carlsen, Moraine Valley Community College
 Elena Catoiu, Joliet Junior College
 Mathews Chakkanakuzhi, Palomar College
 Tim Chappell, Penn Valley Community College
 John Collado, South Suburban College
 Amy Collins, Northwest Vista College
 Alicia Collins, Mesa Community College
 Nelson Collins, Joliet Junior College
 Rebecca Connell, Troy University
 Jim Cooper, Joliet Junior College
 Denise Corbett, East Carolina University
 Carlos C. Corona, San Antonio College
 Theodore C. Coskey, South Seattle Community College
 Rebecca Connell, Troy University
 Donna Costello, Plano Senior High School
 Rebecca Courter, Pasadena City College
 Garrett Cox, The University of Texas at San Antonio
 Paul Crittenden, University of Nebraska at Lincoln
 John Davenport, East Texas State University
 Faye Dang, Joliet Junior College
 Antonio David, Del Mar College
 Stephanie Deacon, Liberty University
 Duane E. Deal, Ball State University
 Jerry DeGroot, Purdue North Central
 Timothy Deis, University of Wisconsin-Platteville
 Joanna DelMonaco, Middlesex Community College
 Vivian Dennis, Eastfield College
 Deborah Dillon, R. L. Turner High School
 Guesna Dohrman, Tallahassee Community College
 Cheryl Doolittle, Iowa State University
 Karen R. Dougan, University of Florida
 Jerrett Dumouchel, Florida Community College at Jacksonville
 Louise Dyson, Clark College
 Paul D. East, Lexington Community College
 Don Edmondson, University of Texas-Austin
 Erica Egizio, Joliet Junior College
 Jason Eltrevoog, Joliet Junior College
 Christopher Ennis, University of Minnesota
 Kathy Eppler, Salt Lake Community College
 Ralph Esparza, Jr., Richland College
 Garret J. Etgen, University of Houston
 Scott Fallstrom, Shoreline Community College
 Pete Falzone, Pensacola Junior College
 Arash Farahmand, Skyline College
 Said Fariabli, San Antonio College
 W.A. Ferguson, University of Illinois-Urbana/Champaign
 Iris B. Fetta, Clemson University
 Mason Flake, student at Edison Community College
 Timothy W. Flood, Pittsburg State University
 Robert Frank, Westmoreland County Community College
 Merle Friel, Humboldt State University
 Richard A. Fritz, Moraine Valley Community College
 Dewey Furness, Ricks College
 Mary Jule Gabiou, North Idaho College
 Randy Gallaher, Lewis and Clark College
 Tina Garn, University of Arizona
 Dawit Getachew, Chicago State University
 Wayne Gibson, Rancho Santiago College
 Loran W. Gierhart, University of Texas at San Antonio and Palo Alto College
 Robert Gill, University of Minnesota Duluth
 Nina Girard, University of Pittsburgh at Johnstown
 Sudhir Kumar Goel, Valdosta State University
 Adrienne Goldstein, Miami Dade College, Kendall Campus
 Joan Goliday, Sante Fe Community College
 Lourdes Gonzalez, Miami Dade College, Kendall Campus
 Frederic Gooding, Goucher College
 Donald Goral, Northern Virginia Community College
 Sue Graupner, Lincoln Public Schools
 Mary Beth Grayson, Liberty University
 Jennifer L. Grimsley, University of Charleston
 Ken Gurganus, University of North Carolina
 Igor Halfin, University of Texas-San Antonio
 James E. Hall, University of Wisconsin-Madison
 Judy Hall, West Virginia University
 Edward R. Hancock, DeVry Institute of Technology
 Julia Hassett, DeVry Institute, Dupage
 Christopher Hay-Jahans, University of South Dakota
 Michah Heibel, Lincoln Public Schools
 LaRae Helliwell, San Jose City College
 Celeste Hernandez, Richland College
 Gloria P. Hernandez, Louisiana State University at Eunice
 Brother Herron, Brother Rice High School
 Robert Hoburg, Western Connecticut State University
 Lynda Hollingsworth, Northwest Missouri State University
 Deltrye Holt, Augusta State University
 Charla Holzbog, Denison High School
 Lee Hruby, Naperville North High School
 Miles Hubbard, St. Cloud State University
 Kim Hughes, California State College-San Bernardino
 Stanislav, Jabuka, University of Nevada, Reno
 Ron Jamison, Brigham Young University
 Richard A. Jensen, Manatee Community College
 Glenn Johnson, Middlesex Community College
 Sandra G. Johnson, St. Cloud State University
 Tuesday Johnson, New Mexico State University
 Susitha Karunaratne, Purdue University North Central
 Moana H. Karsteter, Tallahassee Community College
 Donna Katula, Joliet Junior College
 Arthur Kaufman, College of Staten Island
 Thomas Kearns, North Kentucky University
 Jack Keating, Massasoit Community College
 Shelia Kellenbarger, Lincoln Public Schools
 Rachael Kenney, North Carolina State University
 Penelope Kirby, Florida State University
 John B. Klassen, North Idaho College
 Debra Kopco, Louisiana State University
 Lynne Kowski, Raritan Valley Community College
 Yelena Kravchuk, University of Alabama at Birmingham
 Ray S. Kuan, Skyline College
 Keith Kuchar, Manatee Community College
 Tor Kwembe, Chicago State University
 Linda J. Kyle, Tarrant Country Jr. College
 H.E. Lacey, Texas A & M University
 Darren Lacoste, Valencia College-West Campus
 Harriet Lamm, Coastal Bend College
 James Lapp, Fort Lewis College
 Matt Larson, Lincoln Public Schools
 Christopher Lattin, Oakton Community College
 Julia Ledet, Louisiana State University
 Wayne Lee, St. Phillips CC
 Adele LeGere, Oakton Community College
 Kevin Leith, University of Houston
 JoAnn Lewin, Edison College
 Jeff Lewis, Johnson County Community College
 Janice C. Lyon, Tallahassee Community College
 Jean McArthur, Joliet Junior College
 Virginia McCarthy, Iowa State University
 Karla McCavit, Albion College
 Michael McClendon, University of Central Oklahoma
 Tom McCollow, DeVry Institute of Technology
 Marilyn McCollum, North Carolina State University
 Jill McGowan, Howard University
 Will McGowan, Howard University
 Angela McNulty, Joliet Junior College
 Lisa Meads, College of the Albemarle
 Laurence Maher, North Texas State University
 Jay A. Malmstrom, Oklahoma City Community College
 Rebecca Mann, Apollo High School
 Lynn Marecek, Santa Ana College
 Sherry Martina, Naperville North High School
 Ruby Martinez, San Antonio College
 Alec Matheson, Lamar University
 Nancy Matthews, University of Oklahoma

xxvi Preface

James Maxwell, Oklahoma State University-Stillwater
Marsha May, Midwestern State University
James McLaughlin, West Chester University
Judy Meckley, Joliet Junior College
David Meel, Bowling Green State University
Carolyn Meitler, Concordia University
Samia Metwali, Erie Community College
Rich Meyers, Joliet Junior College
Eldon Miller, University of Mississippi
James Miller, West Virginia University
Michael Miller, Iowa State University
Kathleen Miranda, SUNY at Old Westbury
Chris Mirbaha, The Community College of Baltimore County
Val Mohanakumar, Hillsborough Community College
Thomas Monaghan, Naperville North High School
Miguel Montanez, Miami Dade College, Wolfson Campus
Maria Montoya, Our Lady of the Lake University
Susan Moosai, Florida Atlantic University
Craig Morse, Naperville North High School
Samad Mortabit, Metropolitan State University
Pat Mower, Washburn University
Tammey Muhs, University of Central Florida
A. Muhundan, Manatee Community College
Jane Murphy, Middlesex Community College
Richard Nadel, Florida International University
Gabriel Nagy, Kansas State University
Bill Naegele, South Suburban College
Karla Neal, Louisiana State University
Lawrence E. Newman, Holyoke Community College
Dwight Newsome, Pasco-Hernando Community College
Denise Nunley, Maricopa Community Colleges
James Nymann, University of Texas-El Paso
Mark Omodt, Anoka-Ramsey Community College
Seth F. Oppenheimer, Mississippi State University
Leticia Oropesa, University of Miami
Linda Padilla, Joliet Junior College
Sanja Pantic, University of Illinois at Chicago
E. James Peake, Iowa State University
Kelly Pearson, Murray State University
Dashamir Petrela, Florida Atlantic University
Philip Pina, Florida Atlantic University
Charlotte Pisors, Baylor University
Michael Prophet, University of Northern Iowa
Laura Pyzdrowski, West Virginia University
Carrie Quesnell, Weber State University
Neal C. Raber, University of Akron
Thomas Radin, San Joaquin Delta College
Aibeng Serene Radulovic, Florida Atlantic University
Ken A. Rager, Metropolitan State College
Traci Reed, St. Johns River State College
Kenneth D. Reeves, San Antonio College
Elsi Reinhardt, Truckee Meadows Community College
Jose Remesar, Miami Dade College, Wolfson Campus
Jane Ringwald, Iowa State University
Douglas F. Robertson, University of Minnesota, MPLS
Stephen Rodi, Austin Community College
William Rogge, Lincoln Northeast High School
Howard L. Rolf, Baylor University
Mike Rosenthal, Florida International University
Phoebe Rouse, Louisiana State University
Edward Rozema, University of Tennessee at Chattanooga
Dennis C. Runde, Manatee Community College
Paul Runnion, Missouri University of Science and Technology
Amit Saini, University of Nevada-Reno
Laura Salazar, Northwest Vista College
Alan Saleski, Loyola University of Chicago
Susan Sandmeyer, Jamestown Community College
Brenda Santistevan, Salt Lake Community College
Linda Schmidt, Greenville Technical College
Ingrid Scott, Montgomery College
A.K. Shamma, University of West Florida
Zachery Sharon, University of Texas at San Antonio
Joshua Shelor, Virginia Western CC
Martin Sherry, Lower Columbia College
Carmen Shershin, Florida International University
Tatiana Shubin, San Jose State University
Anita Sikes, Delgado Community College
Timothy Sipka, Alma College
Charlotte Smedberg, University of Tampa
Lori Smellegar, Manatee Community College
Gayle Smith, Loyola Blakefield
Cindy Soderstrom, Salt Lake Community College
Leslie Soltis, Mercyhurst College
John Spellman, Southwest Texas State University
Karen Spike, University of North Carolina
Rajalakshmi Sriram, Okaloosa-Walton Community College
Katrina Staley, North Carolina Agricultural and Technical State University
Becky Stamper, Western Kentucky University
Judy Staver, Florida Community College-South
Robin Steinberg, Pima Community College
Neil Stephens, Hinsdale South High School
Sonya Stephens, Florida A&M University
Patrick Stevens, Joliet Junior College
John Sumner, University of Tampa
Matthew TenHuisen, University of North Carolina, Wilmington
Christopher Terry, Augusta State University
Diane Tesar, South Suburban College
Tommy Thompson, Brookhaven College
Martha K. Tietze, Shawnee Mission Northwest High School
Richard J. Tondra, Iowa State University
Florentina Tone, University of West Florida
Suzanne Topp, Salt Lake Community College
Marilyn Toscano, University of Wisconsin, Superior
Marvel Townsend, University of Florida
Jim Trudnowski, Carroll College
David Tseng, Miami Dade College, Kendall Campus
Robert Tuskey, Joliet Junior College
Mihaela Vajiac, Chapman University-Orange
Julia Varbalow, Thomas Nelson Community College-Leesville
Richard G. Vinson, University of South Alabama
Jorge Viola-Prioli, Florida Atlantic University
Mary Voxman, University of Idaho
Jennifer Walsh, Daytona Beach Community College
Donna Wandtke, Naperville North High School
Timothy L. Warkentin, Cloud County Community College
Melissa J. Watts, Virginia State University
Hayat Weiss, Middlesex Community College
Kathryn Wetzel, Amarillo College
Darlene Whitkenack, Northern Illinois University
Suzanne Williams, Central Piedmont Community College
Larissa Williamson, University of Florida
Christine Wilson, West Virginia University
Brad Wind, Florida International University
Anna Wiodarczyk, Florida International University
Mary Wolyniak, Broome Community College
Canton Woods, Auburn University
Tamara S. Worner, Wayne State College
Terri Wright, New Hampshire Community Technical College, Manchester
Rob Wylie, Carl Albert State College
Aletheia Zambesi, University of West Florida
George Zazi, Chicago State University
Loris Zucca, Lone Star College-Kingwood
Steve Zuro, Joliet Junior College

Michael Sullivan

Get the Most Out of MyLab Math

Math courses are continuously evolving to help today’s students succeed. It’s more challenging than ever to support students with a wide range of backgrounds, learner styles, and math anxieties. The flexibility to build a course that fits instructors’ individual course formats—with a variety of content options and multimedia resources all in one place—has made MyLab Math the market-leading solution for teaching and learning mathematics since its inception.

Preparedness

One of the biggest challenges in College Algebra, Trigonometry, and Precalculus is making sure students are adequately prepared with prerequisite knowledge. For a student, having the essential algebra skills upfront in this course can dramatically increase success.

- **MyLab Math with Integrated Review** can be used in corequisite courses, or simply to help students who enter without a full understanding of prerequisite skills and concepts. **Integrated Review** provides videos on review topics with a corresponding worksheet, along with premade, assignable skills-check quizzes and personalized review homework assignments. **Integrated Review** is now available within all Sullivan 11th Edition MyLab Math courses.

Assignments	
10/18/19 11:59pm	◆ Chapter 4 Skills Check
10/18/19 11:59pm	▶ ● Chapter 4 Skills Review Homework
04/01/20 11:59pm	◆ Chapter 5 Skills Check
04/01/20 11:59pm	▶ ● Chapter 5 Skills Review Homework
09/14/20 11:59pm	◆ Chapter 6 Skills Check
09/14/20 11:59pm	▶ ● Chapter 6 Skills Review Homework

Resources for Success

MyLab Math Online Course for Precalculus,

11th Edition by Michael Sullivan (access code required)

MyLab™ Math is tightly integrated with each author's style, offering a range of author-created multimedia resources, so your students have a consistent experience.

Video Program and Resources

Author in Action Videos are actual classroom lectures by Michael Sullivan III with fully worked-out examples.

- **Video assessment** questions are available to assign in MyLab Math for key videos.
- **Updated!** The corresponding **Guided Lecture Notes** assist students in taking thorough, organized, and understandable notes while watching Author in Action videos.

EXAMPLE

Finding the Exact Value of a Logarithmic Expression

(a) $\log_3 81 = 4$ (b) $\log_2 \frac{1}{8}$

$y = \log_a x$ means $a^y = x$

(b) $y = \log_2 \frac{1}{8}$

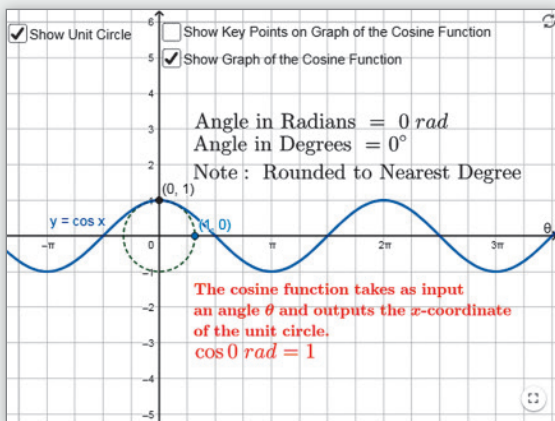
$2^y = \frac{1}{8}$

$2^y = 2^{-3}$

$y = -3$

$2^y = 2$

03:27 / 04:07



Guided Visualizations

New! Guided Visualizations, created in GeoGebra by Michael Sullivan III, bring mathematical concepts to life, helping students visualize the concept through directed exploration and purposeful manipulation. Assignable in MyLab Math with assessment questions to check students' conceptual understanding.

Retain Your Knowledge Exercises

Updated! Retain Your Knowledge Exercises, assignable in MyLab Math, improve students' recall of concepts learned earlier in the course. New for the 11th Edition, additional exercises will be included that will have an emphasis on content that students will build upon in the immediate upcoming section.

Retain Your Knowledge

Problems 154–162 are based on material learned earlier in the course. The purpose of these problems is to keep the material fresh in your mind so that you are better prepared for the final exam.

154. Simplify $\left(\frac{x^2y^{-3}}{x^3y}\right)^{-2}$. Assume $x \neq 0$ and $y \neq 0$. Express the answer so that all exponents are positive. x^4y^{16}

155. The lengths of the legs of a right triangle are $a = 8$ and $b = 15$. Find the hypotenuse. 17

156. Solve the equation: $(x - 3)^2 + 25 = 49$
 $\{3 - 2\sqrt{6}, 3 + 2\sqrt{6}\}$

*157. Solve $|2x - 5| + 7 < 10$. Express the answer using set notation or interval notation. Graph the solution set.

158. Determine the domain of the variable x in the expression:
 $\sqrt{8 - \frac{2}{3}x}$ $(-\infty, 12]$

159. Determine what number should be added to complete the square:
 $x^2 + \frac{3}{4}x$ $\frac{9}{64}$

160. Multiply and simplify the result.
 $\frac{x^2 - 16}{x^2 + 6x + 8} \cdot \frac{x + 2}{16 - 4x}$ $-\frac{1}{4}$

161. Rationalize the denominator:
 $\frac{\sqrt{x+1} + \sqrt{x}}{\sqrt{x+1} - \sqrt{x}}$ $2x + 1 + 2\sqrt{x(x+1)}$

162. Solve: $x - 5\sqrt{x} + 6 = 0$ $\{4, 9\}$

Resources for Success

Instructor Resources

Online resources can be downloaded from www.pearson.com, or hardcopy resources can be ordered from your sales representative.

Annotated Instructor's Edition

Precalculus, 11th Edition

ISBN – 0135189535 / 9780135189535

Shorter answers are on the page beside the exercises. Longer answers are in the back of the text.

Instructor's Solutions Manual

ISBN – 0135189578 / 9780135189573

Includes fully worked solutions to all exercises in the text.

Learning Catalytics Question Library

Questions written by Michael Sullivan III are available within MyLab Math to deliver through Learning Catalytics to engage students in your course.

Powerpoint[®] Lecture Slides

Fully editable slides correlate to the textbook.

Mini Lecture Notes

Includes additional examples and helpful teaching tips, by section.

Testgen[®]

TestGen (www.pearsoned.com/testgen) enables instructors to build, edit, print, and administer tests using a computerized bank of questions developed to cover all the objectives of the text.

Online Chapter Projects

Additional projects that give students an opportunity to apply what they learned in the chapter.

Student Resources

Additional resources to enhance student success.

Lecture Video

Author in Action videos are actual classroom lectures with fully worked out examples presented by Michael Sullivan, III. All video is assignable within MyLab Math.

Chapter Test Prep Videos

Students can watch instructors work through step-by-step solutions to all chapter test exercises from the text. These are available in MyLab Math and on YouTube.

Student's Solutions Manual

ISBN - 013518973X / 9780135189733

Provides detailed worked-out solutions to odd-numbered exercises.

Guided Lecture Notes

ISBN – 0135189551 / 9780135189559

These lecture notes assist students in taking thorough, organized, and understandable notes while watching Author in Action videos. Students actively participate in learning the how/why of important concepts through explorations and activities. The Guided Lecture Notes are available as PDF's and customizable Word files in MyLab Math. They can also be packaged with the text and the MyLab Math access code.

Algebra Review

ISBN: 0131480065 / 9780131480063

Four printed chapters of Intermediate Algebra review available. Perfect for a corequisite course or for individual review.

Applications Index



Calculus, 392, 421, 440, 535, 553, 585, 609, 623

absolute maximum/minimum in, 77
area under a curve, 111, 462, 686, 700, 776
average rate of change in, 80, 197, 317, 428, 463, 468, 479, 487, 545, 631, 663, 713, 734, 826
carrying a ladder around a corner, 428, 477
composite functions in, 263
concavity test, 155, 808
critical numbers, 826
difference quotient in, 54, 61, 111, 168, 190, 295, 317, 334, 375, 406, 498, 673, 713, 793
discontinuous functions, 223
 e^x in, 287, 825
factoring in, 309, 462, 734, 808
functions approximated by polynomial functions in, 197
increasing/decreasing functions in, 75, 155, 190, 700, 801
Intermediate Value Theorem, 240, 801
maxima/minima in, 77, 135, 345, 406
maximizing projectile range, 504, 509
maximizing rain gutter construction, 509
partial fraction decomposition, 832, 849, 866, 875
perpendicular lines, 759, 784
radians in, 364
rationalizing numerators, 759
secant line in, 80, 135, 334, 479
second derivative, 866
simplifying in, 535
Simpson's rule, 164
Snell's Law of Refraction, 478
tangent line, 558, 559, 568, 600
trigonometric expressions and functions, 466, 476, 486, 500, 502–503, 507, 510, 513, 515, 663, 686, 849

Acoustics

amplifying sound, 356
loudness of sound, 307, 358
loudspeaker, 567
sonic boom, 685
tuning fork, 567, 568
whispering galleries, 669–670

Aerodynamics

modeling aircraft motion, 651

Aeronautics

fighter jet design, 557

Agriculture

farm management, 807
farm workers in U.S., 344

field enclosure, 792
grazing area for cow, 558
milk production, 351
minimizing cost, 807
removing stump, 622–623

Air travel

bearing of aircraft, 532
distance between two planes, 113
frequent flyer miles, 543
holding pattern, 420, 477
parking at O'Hare International Airport, 95
revising a flight plan, 550
sonic boom, 685
speed and direction of aircraft, 617, 621

Archaeology

age of ancient tools, 337–338
age of fossil, 343
age of tree, 343
date of prehistoric man's death, 357

Architecture

brick staircase, 832, 857
Burj Khalifa building, A15
Flatiron Building, 557
floor design, 830, 857
football stadium seating, 831
mosaic design, 832, 857
Norman window, 162, A20
parabolic arch, 162
racetrack design, 672
special window, 162, 170
stadium construction, 832
vertically circular building, 41
window design, 162

Area. See also Geometry

of Bermuda Triangle, 557
under a curve, 462
of isosceles triangle, 509
of portion of rectangle outside of circle, 374
of sector of circle, 369, 372
of segment of circle, 570
for tethered dog to roam, 374
of windshield wiper sweep, 372

Art

fine decorative pieces, 390

Astronomy

angle of elevation of Sun, 531
distances in, 532, 825
Halley's comet, 700
International Space Station (ISS), 713
parallax, 532

planetary orbits
Earth, 672
elliptical, 672
Jupiter, 672
Mars, 672
Mercury, 700
Pluto, 672
radius of Moon, 391

Aviation

modeling aircraft motion, 651
orbital launches, 731
speed of plane, A72

Biology

alcohol and driving, 303, 308
bacterial growth, 336–337, 350
E-coli, 84, 126
blood types, 865
bone length, 170–171
cricket chirp rate and temperature, 163
healing of wounds, 293, 307
lung volume, 406
maternal age versus Down syndrome, 141
muscle force, 622
yeast biomass as function of time, 349

Business

advertising, 34, 142, 171
automobile production, 265, 747
blending coffee, A70
checkout lines, 884
clothing store, 887
commissions, 170
cookie orders, 812
cost
of can, 219, 222
of commodity, 265
of manufacturing, 230, 800, A13, A69
marginal, 155, 170
minimizing, 170, 807, 812
of printing, 194–195
of production, 84, 265, 774, 812
of transporting goods, 96
cost equation, 33
cost function, 134
customer wait times, 221
demand equation, 170, 256
depreciation, 258, 308
discount pricing, 266
drive-thru rate
at Burger King, 289
at Citibank, 293, 307
at McDonald's, 293–294
equipment depreciation, 842
expense computation, A71
farm workers in U.S., 344
inventory management, 116

Jiffy Lube's car arrival rate, 293, 307
 managing a meat market, 807
 milk production, 351
 mixing candy, A70
 mixing nuts, A70
 orange juice production, 747
 precision ball bearings, A13
 presale orders, 732
 product design, 808
 production scheduling, 807
 product promotion, 34
 profit, 774
 maximizing, 805–806, 807–808
 profit function, 62
 rate of return on, 332
 restaurant management, 732
 revenue, 155, 168, 171, 350, A69
 advertising, 352
 airline, 808
 of clothing store, 764
 daily, 155
 from digital music, 110
 from football seating, 843
 instantaneous rate of change of, 917, 925
 maximizing, 155, 161–162
 monthly, 155
 theater, 733
 RV rental, 171
 salary, 266, 832
 gross, 61
 increases in, 842, 857
 sales
 commission on, A82
 of movie theater ticket, 720, 725, 731
 net, 9
 profit from, A72
 salvage value, 357
 straight-line depreciation, 129–130, 133
 supply and demand, 130–131, 133
 tax, 230
 toy truck manufacturing, 800
 transporting goods, 801
 truck rentals, 33
 unemployment, 887
 wages
 of car salesperson, 33

Carpentry. *See also* **Construction**

pitch, 35

Chemistry

alpha particles, 685
 decomposition reactions, 344
 drug concentration, 221
 pH, 306
 purity of gold, A71
 radioactive decay, 343, 350–351, 357,
 358, 808
 radioactivity from Chernobyl, 344
 salt solutions, A71
 self-catalytic chemical reaction, 155
 sugar molecules, A71
 volume of gas, A82

Combinatorics

airport codes, 867
 binary codes, 887
 birthday permutations, 869, 874, 881,
 885, 887
 blouses and skirts combinations, 865
 book arrangements, 874
 box stacking, 873
 code formation, 873
 combination locks, 874
 committee formation, 871, 873, 874, 887
 Senate committees, 874
 flag arrangement, 872, 887
 gender composition of children in
 family, 878
 letter codes, 867–868
 license plate possibilities, 874, 887
 lining up people, 868, 873
 number formation, 865, 873, 874, 887
 objects selection, 874
 passwords, 874
 seating arrangements, 887
 shirts and ties combinations, 865
 telephone numbers, 887
 two-symbol codewords, 864
 word formation, 872, 874, 887

Communications

data plan, 46, 71, 122–123
 installing cable TV, 115
 phone charges, 133
 radar detection, 585
 satellite dish, 659–660, 662
 social networking, 345, 351
 spreading of rumors, 293, 307
 tablet service, 95
 texting speed, 222
 Touch-Tone phones, 514

Computers and computing

graphics, 623, 775
 households owning computers, 344
 laser printers, A70
 three-click rule, 775
 website design, 775
 website map, 775
 Word users, 344

Construction

of box, 792, A68–A69, A72
 closed, 120
 open, 116
 of brick staircase, 857
 of can, 255
 of coffee can, A71
 of cylindrical tube, 792
 of enclosures
 around garden, A70
 around pond, A70
 maximizing area of, 158–159, 162, 170
 of fencing, 158–159, 162, 170, 792
 minimum cost for, 221
 of flashlight, 662

of headlight, 662
 of highway, 532, 544, 570
 installing cable TV, 115
 painting a room, 429
 pitch of roof, 533
 of rain gutter, 162, 383, 509, 523–524
 of ramp, 543
 access ramp, 34
 of rectangular field enclosure, 162
 sidewalk, 392
 of stadium, 162, 832
 of steel drum, 222
 of swimming pool, A21
 of swing set, 552
 of tent, 557
 TV dish, 662
 vent pipe installation, 672
 of walkway, 447

Cryptography

matrices in, 775

Decorating

Christmas tree, A16

Demographics

birth rate
 age of mother and, 164
 of unmarried women, 155
 diversity index, 306
 life expectancy, A81
 marital status, 866
 mosquito colony growth, 343
 population. *See* Population
 rabbit colony growth, 824

Design

of awning, 544
 of box with minimum surface area, 222
 of fine decorative pieces, 390
 of Little League Field, 374
 of water sprinkler, 372

Direction

of aircraft, 617, 621
 compass heading, 621
 for crossing a river, 621
 of fireworks display, 684
 of lightning strikes, 684
 of motorboat, 621
 of swimmer, 650

Distance

astronomical, 532
 average rate of change of moving
 particle, 926
 Bermuda Triangle, A21
 bicycle riding, 72
 from Chicago to Honolulu, 462
 circumference of Earth, 373
 between Earth and Mercury, 544
 between Earth and Venus, 545
 from Earth to a star, 531–532

of explosion, 685
 height
 of aircraft, 543, 544
 of bouncing ball, 842, 857
 of bridge, 543
 of building, 531, 532
 of cloud, 527
 of Eiffel Tower, 531
 of embankment, 532
 of Ferris Wheel rider, 477
 of Great Pyramid of Cheops, 544, A21
 of helicopter, 570
 of hot-air balloon, 532
 of Lincoln's caricature on Mt. Rushmore, 533
 of mountain, 539–540, 543
 of statue on a building, 527–528
 of tower, 533
 of tree, 391, 543
 of Washington Monument, 532
 of Willis Tower, 532
 from home, 72
 from Honolulu to Melbourne, Australia, 462
 of hot-air balloon
 to airport, 572
 from intersection, 8
 from intersection, 8, 115
 kayaking, 487
 length
 of guy wire, 551
 of mountain trail, 532
 of ski lift, 542
 limiting magnitude of telescope, 356
 to the Moon, 543
 nautical miles, 373
 pendulum swings, 838, 842
 to plateau, 531
 across a pond, 531
 pool depth, 97
 range of airplane, A71
 reach of ladder, 531
 of rotating beacon, 429
 between runners, 543
 at sea, 544, 571
 to shore, 531, 544, 570
 between skyscrapers, 533, 534
 stopping, 62, 155, 277
 to tower, 544
 traveled by wheel, A20
 between two moving vehicles, 8
 toward intersection, 115
 between two objects, 8, 531, 532
 between two planes, 113
 viewing, 391
 visibility of Gibb's Hill Lighthouse beam, 528–529, A22
 visual, A21
 walking, 72
 width
 of gorge, 530
 of Mississippi River, 533
 of river, 526, 570

Economics

Consumer Price Index (CPI), 334
 demand equations, 256
 inflation, 333
 IS-LM model in, 732
 marginal propensity to consume, 843
 multiplier, 843
 national debt, 84
 participation rate, 62
 per capita federal debt, 333
 poverty rates, 196
 poverty threshold, 9
 relative income of child, 775
 unemployment, 887

Education

age distribution of community
 college, 888
 college costs, 333, 842
 college tuition and fees, 357, 774
 degrees awarded, 863
 doctorates, 884
 faculty composition, 885
 funding a college education, 357
 grade computation, A82
 IQ tests, A82
 learning curve, 294, 307
 maximum level achieved, 814
 multiple-choice test, 874
 spring break, 807
 student loan
 interest on, 774
 true/false test, 873
 video games and grade-point average, 141

Electricity

alternating current (ac), 446, 498
 alternating current (ac) circuits, 419, 438
 alternating current (ac) generators, 420
 charging a capacitor, 567
 cost of, 93
 current in RC circuit, 294
 current in RL circuit, 294, 307
 impedance, A62
 Kirchhoff's Rules, 733, 747
 parallel circuits, A62
 resistance in, 207
 rates for, 34, A82
 resistance, 207, A43
 voltage
 foreign, A13
 U.S., A13

Electronics. *See also* Computers and computing

Blu-ray drive, 372
 clock signal, 568
 loudspeakers, 567
 microphones, 19
 sawtooth curve, 509, 567

Energy

expended while walking, 66–67
 nuclear power plant, 684

solar, 19, 630
 solar heat, 662
 thermostat control, 110

Engineering

bridges
 Golden Gate, 159–160
 parabolic arch, 170, 661–662
 semielliptical arch, 671–672, 716
 suspension, 162, 661
 drive wheel, 534
 Gateway Arch (St. Louis), 662
 grade
 of mountain trail, 793
 of road, 35
 lean of Leaning Tower of Pisa, 543
 moment of inertia, 514
 piston engines, 390
 product of inertia, 509
 road system, 584
 robotic arm, 640
 rods and pistons, 552
 searchlight, 486, 662, 716
 tunnel clearance, 420
 whispering galleries, 671

Entertainment

Demon Roller Coaster customer rate, 294
 movie theater, 461–462
 theater revenues, 733

Environment

endangered species, 293
 invasive species, 345
 lake pollution control laws, 824
 oil leakage, 265

Exercise

elliptical trainer, 672
 heartbeats during, 127–128
 for weight loss, A82

Finance. *See also* Investment(s)

balancing a checking account, A13
 bank balance comparison, 333
 bills in wallet, 887
 clothes shopping, 813
 college costs, 333, 842
 computer system purchase, 332
 consumer expenditures annually by age, 160–161
 cost
 of car, 33
 of car rental, 96
 of electricity, 93
 of fast food, 732
 minimizing, 170, 221
 of natural gas, 34, 96
 of printing, 194–195
 of towing car, 132
 of transatlantic travel, 62, 70
 of triangular lot, 557
 cost function, 134
 cost minimization, 155

credit cards
 balance on, 784
 debt, 824
 interest on, 332
 payment, 97, 824
 depreciation, 293
 of car, 308, 324, 360
 discounts, 266
 division of money, A64, A69
 effective rate of interest, 329
 electricity rates, 34
 financial planning, 732, 743–744, 747, A64, A69
 foreign exchange, 266
 funding a college education, 357
 future value of money, 196
 gross salary, 61
 life cycle hypothesis, 163
 loans, A69
 car, 824
 interest on, 774, A64
 repayment of, 332
 student, 774
 mortgages, 333
 fees, 96
 interest rates on, 333
 second, 333
 price appreciation of homes, 332
 prices of fast food, 733
 refunds, 732
 revenue maximization, 155, 157–158, 161–162
 rich man's promise, 843
 salary options, 844
 saving
 for a car, 332
 for a home, 842
 savings accounts interest, 332
 selling price of a home, 44–45
 sinking fund, 842
 taxes, 133
 competitive balance, 133
 federal income, 96, 266, 278, A82
 gas guzzler, 663
 truck rentals, 85
 used-car purchase, 332
 water bills, A82

Food and nutrition

animal, 808
 candy, 140
 color mix of candy, 887
 cooler contents, 888
 cooling time of pizza, 343
 fast food, 732, 733
 fat content, A82
 Girl Scout cookies, 884
 hospital diet, 733, 746
 ice cream, 807
 number of possible meals, 863–864
 soda and hot dogs buying
 combinations, 134
 sodium content, A82
 warming time of beer stein, 344

Forensic science

gender of remains, 551
 tibia length and height relationship, 309

Forestry

wood product classification, 342

Games

coin toss, 877
 die rolling, 877, 878–879, 888
 grains of wheat on a chess board, 843
 lottery, 888–889

Gardens and gardening.

See Landscaping

Geography

area of Bermuda Triangle, 557
 area of lake, 557, 571
 inclination of mountain trail, 526, 570

Geology

earthquakes, 308
 geysers, 832

Geometry

angle between two lines, 499
 balloon volume, 265
 box volume, 631
 circle
 area of, 557, A69
 center of, 41
 circumference of, A12, A69
 equation of, 758
 inscribed in square, 114
 length of chord of, 552
 radius of, 791
 collinear points, 758
 cone volume, 266
 cube
 length of edge of, 244
 surface area of, A13
 volume of, A13
 cylinder
 inscribing in cone, 115
 inscribing in sphere, 115
 volume of, 266
 Descartes's method of equal roots, 792
 dodecagon, 499, 557
 equation of line, 758
 ladder angle, 572
 octagon, 508
 Pascal figures, 855
 polygon
 area of, 758
 quadrilateral area, 557, 572
 rectangle
 area of, 61, 112–113, 120, A12
 dimensions of, 791
 inscribed in circle, 114
 inscribed in ellipse, 672
 inscribed in semicircle, 114, 510
 perimeter of, A12
 semicircle inscribed in, 115

semicircle area, 557, 572
 sphere, 640
 surface area of, A13
 volume of, A13
 square
 area of, A20, A69
 diagonals of, 8, 9
 perimeter of, A69
 shading, 843
 surface area
 of balloon, 265
 of cube, A13
 of sphere, A13
 tetrahedron, volume of, 758
 triangle
 area of, 556–557, 558, 572, 758, A12
 circumscribing, 545
 equilateral, 8, 9, A12–A13
 inscribed in circle, 115
 isosceles, 61, 572, 791
 Koch's snowflake, 843
 medians of, 8
 Pascal's, 824
 perfect, 558
 perimeter of, A13
 right, 530
 sides of, 572, 573
 volume of parallelepiped, 646
 wire into geometric shapes, 114–115

Government

federal debt, 84
 per capita, 333
 federal income tax, 62, 96, 266, 278, A82
 first-class mail, 97

Health. *See also* Exercise; Medicine

age versus total cholesterol, 352
 blood pressure, 420, 477
 expenditures on, 62
 ideal body weight, 277
 life cycle hypothesis, 163

Home improvement. *See also* Construction

painting a house, 733

Housing

apartment rental, 163
 price appreciation of homes, 332

Investment(s)

401(k), 842, 857
 annuity, 839–840, 842
 in bonds, 808
 Treasuries, 747, 798, 800, 802
 zero-coupon, 330, 333
 in CDs, 329, 808
 compound interest on, 325–326, 327, 328, 329, 332–333, 358
 diversified, 733
 dividing, 98, A69
 doubling of, 330, 333
 effective rate of interest, 329

finance charges, 332
in fixed-income securities, 333, 808
growth rate for, 332–333
IRA, 333, 839–840, 842
mutual fund growth over time, 346–347
return on, 332, 807, 808
savings account, 325–326
in stock
 analyzing, 173
 appreciation, 332
 beta, 124, 173
 NASDAQ stocks, 873
 NYSE stocks, 873
 portfolios of, 866
 price of, 843
time to reach goal, 332, 334
tripling of, 331, 333

Landscaping

boulder movement, 623
garden enclosure, A70
height of tree, 543
pond enclosure, 170
rectangular pond border, 170
removing stump, 622–623
tree planting, 747
watering lawn, 372

Law and law enforcement

motor vehicle thefts, 884
violent crimes, 62

Leisure and recreation

amusement park ride, 372
cable TV, 115
community skating rink, 121
Ferris wheel, 41, 372, 420, 477, 567
roller coaster, 440
video games and grade-point average, 141

Measurement

optical methods of, 486
of rainfall, 630

Medicine. *See also* Health

age versus total cholesterol, 352
blood pressure, 477
cancer
 breast, 350
 pancreatic, 293
drug concentration, 84, 221
drug medication, 293, 307
healing of wounds, 293, 307
lithotripsy, 672
spreading of disease, 357–358

Meteorology

weather balloon height and atmospheric pressure, 348

Miscellaneous

banquet seating, 807
bending wire, 792
biorhythms, 421

board deflection, 700
carrying a ladder around a corner, 428, 477
citrus ladders, 832
coffee container, 360
cross-sectional area of beam, 62, 70
curve fitting, 732, 746, 811
drafting error, 8
Droste Effect, 825
lamp shadow, 685
land dimensions, 543
Mandelbrot sets, 608
paper creases, 848
pet ownership, 884
surface area of balloon, 265
surveillance satellites, 534
volume of balloon, 265
wire enclosure area, 114–115
working together on a job, A67–A68, A70

Mixtures. *See also* Chemistry

blending coffees, 800, 812, A65, A69, A70
blending teas, A70
candy, A70
cement, A71
mixed nuts, 731, 801, 812, A70
solutions, 732
water and antifreeze, A71

Motion. *See also* Physics

catching a train, 716
on a circle, 372
of Ferris Wheel rider, 477
of golf ball, 70
minute hand of clock, 372, 445
objects approaching intersection, 712
of pendulum, 568
revolutions of circular disk, A20
simulating, 706–707
tortoise and the hare race, 791
uniform, 712, A66, A70

Motor vehicles

alcohol and driving, 303, 308
angular speed of race car, 445
approaching intersection, 712
automobile production, 265, 747
average car speed, A72
brake repair with tune-up, 887
braking load, 630, 650
crankshafts, 544
depreciation, 258
depreciation of, 308, 324, 360
with Global Positioning System (GPS), 357
loans for, 824
runaway car, 168
spin balancing tires, 373
stopping distance, 62, 155, 277
theft of, 884
towing cost for car, 132
used-car purchase, 332
windshield wiper, 372

Music

revenues from, 110

Navigation

avoiding a tropical storm, 550
bearing, 529, 550
 of aircraft, 532
 of ship, 532, 571
charting a course, 621
commercial, 543
compass heading, 621
crossing a river, 621
error in
 correcting, 548–549, 571
 time lost due to, 543
rescue at sea, 540–541, 543
revising a flight plan, 550

Oceanography

tides, 420, 439

Optics

angle of refraction, 478
bending light, 478
Brewster angle, 478
index of refraction, 478
laser beam, 531
laser projection, 509
lensmaker's equation, A43
light obliterated through glass, 293
mirrors, 685, 825
reflecting telescope, 662

Pediatrics

height vs. head circumference, 277

Pharmacy

vitamin intake, 732, 747

Photography

camera distance, 532
camera lens field width, 368, 372
field width, 391

Physics

angle of elevation of Sun, 531
angle of inclination, 630
bouncing balls, 857
braking load, 630
damped motion, 571
Doppler effect, 222
effect of elevation on weight, 70
escape velocity, 700
force, 621, A69
 frictional, 571
 to hold a wagon on a hill, 627–628
 muscle, 622
 resultant, 621
gravity, 207, 230
 on Earth, 61, 278
 on Jupiter, 62
harmonic motion, 561
 damped, 571
 simple, 571

heat transfer, 477
 Hooke's Law, 134
 inclination of mountain trail, 526
 inclined ramp, 622
 kinetic energy, A69
 missile trajectory, 173
 moment of inertia, 514
 motion of object, 561–562
 pendulum motion, 372, 568, 838
 period, 110, 278
 pressure, A69
 product of inertia, 509
 projectile distance, 391
 projectile motion, 111, 151, 154–155,
 389–390, 391, 477, 504, 509, 514, 616,
 705–706, 711–713, 716
 artillery, 168, 468
 hit object, 712
 thrown object, 711
 simulating motion, 706–707
 static equilibrium, 618–619, 622, 623, 650
 static friction, 622
 tension, 618–619, 622, 650, 849
 thrown object, 616
 ball, 163, 168, 913–915, 916
 truck pulls, 622
 uniform motion, 115, 712, 716, A66, A70
 velocity down inclined planes, A91
 vertically propelled object, 168
 weight
 of a boat, 621
 of a car, 621
 of a piano, 618
 work, 640, A69

Play

swinging, 572
 wagon pulling, 621, 628–629

Plumbing

water leak, 700

Population. *See also* Demographics

bacteria, 295, 343, 350
 decline in, 343
 E-coli growth, 84, 126
 of endangered species, 344–345
 of fruit fly, 341
 as function of age, 62
 growth in, 343, 345
 insect, 207, 343, 345
 predator–prey, 405
 of trout, 824
 of United States, 323, 351, 859
 of world, 323, 351–352, 357, 815, 927

Probability

of ball not being chosen, 221
 of birthday shared by people in a
 room, 344
 checkout lines, 884
 classroom composition, 884
 exponential, 289, 293, 307
 of finding ideal mate, 308

household annual income, 884
 Poisson, 293–294
 “Price is Right” games, 884
 standard normal density function, 111
 of winning a lottery, 885

Pyrotechnics

fireworks display, 684

Rate. *See also* Speed

of car, 372
 catching a bus, 711
 catching a train, 711
 current of stream, 732
 of emptying
 oil tankers, A71
 a pool, A71
 a tub, A71
 of filling
 a conical tank, 116
 to keep up with the Sun, 373
 revolutions per minute
 of bicycle wheels, 372, 374
 of pulleys, 373
 of two cyclists, A71
 of water use, 111

Real estate

commission schedule, A82
 cost of triangular lot, 557
 housing prices, 255
 mortgage loans, 333

Recreation

bungee jumping, 230
Demon Roller Coaster customer
 rate, 294
 gambling, 884

Security

security cameras, 531

Seismology

calibrating instruments, 716

Sequences. *See also* Combinatorics

ceramic tile floor design, 830
 Drury Lane Theater, 831
 football stadium seating, 831
 seats in amphitheater, 831

Speed

of aircraft, 621, A72
 angular, 372, 445
 average, A72
 of current, 373, 812, A70
 as function of time, 72, 115
 of glider, 570
 instantaneous, 925
 linear, 370
 on Earth, 372, 373
 of Moon, 373
 of motorboat, A70
 of moving walkways, A70

revolutions per minute of pulley, 373
 of rotation of lighthouse beacons, 445
 of swimmer, 650
 of truck, 531
 of wheel pulling cable cars, 373
 wind, 732
 of wind turbine, 372

Sports

baseball, 711–712, 874, 887
 diamond, 8
 dimensions of home plate, 557
 field, 551, 552
 Little League, 8, 374
 on-base percentage, 135–136
 World Series, 874
 basketball, 874
 free throws, 69–70, 533
 granny shots, 69
 biathlon, A71
 bungee jumping, 230
 cycling, A71
 distance between runners, 543
 exacta betting, 887
 football, 672, A71
 defensive squad, 874
 seating revenue, 843
 golf, 70, 352, 705–706, 712
 distance to the green, 550
 sand bunkers, 468
 hammer throw, 447
 Olympic heroes, A71
 pool shots, 534
 races, 789, 791, A71
 relay runners, 887
 soccer, 551
 swimming, 572, 650
 tennis, 197, 222, A70

Surveys

of appliance purchases, 865
 data analysis, 862, 865
 stock portfolios, 866
 of summer session attendance, 865
 of TV sets in a house, 884

Temperature

of air parcel, 832
 body, A13
 conversion of, 134, 266, 278
 cooling time of pizza, 343
 cricket chirp rate and, 163
 measuring, 34
 after midnight, 196
 monthly, 420, 438–439, 446
 relationship between scales, 110
 shelf life and, 85
 sinusoidal function from, 434–435
 of skillet, 357
 warming time of beer stein, 344
 wind chill factor, 357

Tests and testing

IQ, A82

Time

for beer stein to warm, 344
for block to slide down inclined plane, 390
Ferris Wheel rider height as function of, 477
to go from an island to a town, 116
hours of daylight, 257, 361, 420, 436–437,
440, 448, 461
for pizza to cool, 343
of sunrise, 373, 461
of trip, 390, 405

Transportation

deicing salt, 468
Niagara Falls Incline Railway, 532

Travel. *See also* **Air travel;**

Navigation

bearing, 571
drivers stopped by the police, 359

parking at O'Hare International
Airport, 95
sailing, 599
tailgating, 390

Velocity

instantaneous
of ball, 916
on the Moon, 916–917

Volume

of gasoline in tank, A91
of ice in skating rink, 121
of water in cone, 116

Weapons

artillery, 168, 468
cannons, 173

Weather

atmospheric pressure, 293, 307
avoiding a tropical storm, 550
cooling air, 832
hurricanes, 141, 196, 438
lightning strikes, 681–682, 684
probability of rain, 880
rainfall measurement, 630
relative humidity, 294
tornadoes, 140
wind chill, 97, 357

Work, 628–629

computing, 628–629, 630, 650
constant rate jobs, 812
pulling a wagon, 628–629
ramp angle, 630
wheelbarrow push, 621

How to Value a House

Two things to consider in valuing a home: (1) How does it compare to similar nearby homes that have sold recently? (2) What value do you place on the advertised features and amenities?

The Zestimate[®] home value is a good starting point in figuring out the value of a home. It shows you how the home compares relative to others in the area, but you then need to add in all the other qualities that only someone who has seen the house knows.

Looking at “comps”

Knowing whether an asking price is fair will be important when you're ready to make an offer on a house. It will be even more important when your mortgage lender hires an appraiser to determine whether the house is worth the loan you're after.

Check on Zillow to see recent sales of similar, or comparable, homes in the area. Print them out and keep these “comps.” You'll be referring to them quite a bit.

Note that “recent sales” usually means within the past six months. A sales price from a year ago probably bears little or no relation to what is going on in your area right now. In fact, some lenders will not accept comps older than three months.

Market activity also determines how easy or difficult it is to find accurate comps. In a “hot” or busy market, you're likely to have lots of comps to choose from. In a less active market finding reasonable comps becomes harder. And if the home you're looking at has special design features, finding a comparable property is harder still. It's also necessary to know what's going on in a given sub-segment. Maybe large, high-end homes are selling like hotcakes, but owners of smaller houses are staying put, or vice versa.

Source: <http://luthersanchez.com/2016/03/09/how-to-value-a-house/>



— See the Internet-based Chapter Project —



← A Look Back

Appendix A reviews skills from intermediate algebra.

A Look Ahead →

Here we connect algebra and geometry using the rectangular coordinate system. In the 1600s, algebra had developed to the point that René Descartes (1596–1650) and Pierre de Fermat (1601–1665) were able to use rectangular coordinates to translate geometry problems into algebra problems, and vice versa. This enabled both geometers and algebraists to gain new insights into their subjects, which had been thought to be separate but now were seen as connected.

Outline

- 1.1 The Distance and Midpoint Formulas
 - 1.2 Graphs of Equations in Two Variables; Intercepts; Symmetry
 - 1.3 Lines
 - 1.4 Circles
- Chapter Review
Chapter Test
Chapter Project

1.1 The Distance and Midpoint Formulas

PREPARING FOR THIS SECTION Before getting started, review the following:

- Algebra Essentials (Section A.1, pp. A1–A10)
- Geometry Essentials (Section A.2, pp. A14–A19)

 **Now Work** the 'Are You Prepared?' problems on page 6.

- OBJECTIVES**
- 1 Use the Distance Formula (p. 3)
 - 2 Use the Midpoint Formula (p. 5)

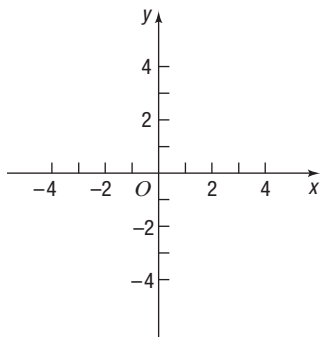


Figure 1 xy -Plane

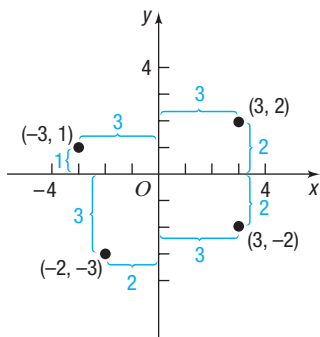


Figure 2

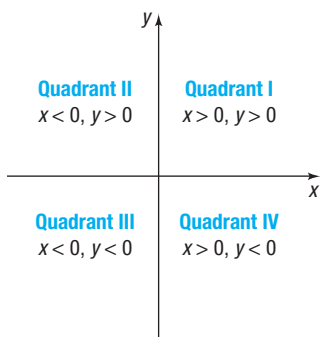


Figure 3

Rectangular Coordinates

We locate a point on the real number line by assigning it a single real number, called the *coordinate of the point*. For work in a two-dimensional plane, we locate points by using two numbers.

Begin with two real number lines located in the same plane: one horizontal and the other vertical. The horizontal line is called the **x -axis**, the vertical line the **y -axis**, and the point of intersection the **origin O** . See Figure 1. Assign coordinates to every point on these number lines using a convenient scale. In mathematics, we usually use the same scale on each axis, but in applications, different scales appropriate to the application may be used.

The origin O has a value of 0 on both the x -axis and the y -axis. Points on the x -axis to the right of O are associated with positive real numbers, and those to the left of O are associated with negative real numbers. Points on the y -axis above O are associated with positive real numbers, and those below O are associated with negative real numbers. In Figure 1, the x -axis and y -axis are labeled as x and y , respectively, and an arrow at the end of each axis is used to denote the positive direction.

The coordinate system described here is called a **rectangular** or **Cartesian*** **coordinate system**. The x -axis and y -axis lie in a *plane* called the **xy -plane**, and the x -axis and y -axis are referred to as the **coordinate axes**.

Any point P in the xy -plane can be located by using an **ordered pair** (x, y) of real numbers. Let x denote the signed distance of P from the y -axis (*signed* means that if P is to the right of the y -axis, then $x > 0$, and if P is to the left of the y -axis, then $x < 0$); and let y denote the signed distance of P from the x -axis. The ordered pair (x, y) , also called the **coordinates** of P , gives us enough information to locate the point P in the plane.

For example, to locate the point whose coordinates are $(-3, 1)$, go 3 units along the x -axis to the left of O and then go straight up 1 unit. We **plot** this point by placing a dot at this location. See Figure 2, in which the points with coordinates $(-3, 1)$, $(-2, -3)$, $(3, -2)$, and $(3, 2)$ are plotted.

The origin has coordinates $(0, 0)$. Any point on the x -axis has coordinates of the form $(x, 0)$, and any point on the y -axis has coordinates of the form $(0, y)$.

If (x, y) are the coordinates of a point P , then x is called the **x -coordinate**, or **abscissa**, of P , and y is the **y -coordinate**, or **ordinate**, of P . We identify the point P by its coordinates (x, y) by writing $P = (x, y)$. Usually, we will simply say “the point (x, y) ” rather than “the point whose coordinates are (x, y) .”

The coordinate axes partition the xy -plane into four sections called **quadrants**, as shown in Figure 3. In quadrant I, both the x -coordinate and the y -coordinate of all points are positive; in quadrant II, x is negative and y is positive; in quadrant III, both x and y are negative; and in quadrant IV, x is positive and y is negative. Points on the coordinate axes belong to no quadrant.

 **Now Work** PROBLEM 15

*Named after René Descartes (1596–1650), a French mathematician, philosopher, and theologian.



COMMENT On a graphing calculator, you can set the scale on each axis. Once this has been done, you obtain the **viewing rectangle**. See Figure 4 for a typical viewing rectangle. You should now read Section B.1, *The Viewing Rectangle*.

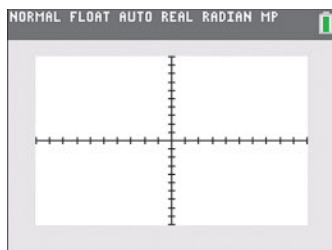


Figure 4 TI-84 Plus C Standard Viewing Rectangle

1 Use the Distance Formula

If the same units of measurement (such as inches, centimeters, and so on) are used for both the x -axis and y -axis, then all distances in the xy -plane can be measured using this unit of measurement.

EXAMPLE 1

Finding the Distance between Two Points

Find the distance d between the points $(1, 3)$ and $(5, 6)$.

Solution

Need to Review?

- The Pythagorean Theorem and its converse are discussed in
- Section A.2, pp. A14–A15.

First plot the points $(1, 3)$ and $(5, 6)$ and connect them with a line segment. See Figure 5(a). To find the length d , begin by drawing a horizontal line segment from $(1, 3)$ to $(5, 3)$ and a vertical line segment from $(5, 3)$ to $(5, 6)$, forming a right triangle, as shown in Figure 5(b). One leg of the triangle is of length 4 (since $|5 - 1| = 4$), and the other is of length 3 (since $|6 - 3| = 3$). By the Pythagorean Theorem, the square of the distance d that we seek is

$$\begin{aligned}d^2 &= 4^2 + 3^2 = 16 + 9 = 25 \\d &= \sqrt{25} = 5\end{aligned}$$

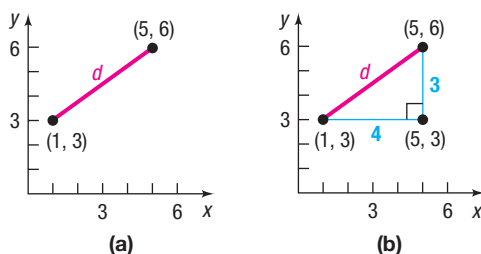


Figure 5

The **distance formula** provides a straightforward method for computing the distance between two points.

THEOREM Distance Formula

The distance between two points $P_1 = (x_1, y_1)$ and $P_2 = (x_2, y_2)$, denoted by $d(P_1, P_2)$, is

$$d(P_1, P_2) = \sqrt{(x_2 - x_1)^2 + (y_2 - y_1)^2} \quad (1)$$

Proof of the Distance Formula Let (x_1, y_1) denote the coordinates of point P_1 and let (x_2, y_2) denote the coordinates of point P_2 .

- Assume that the line joining P_1 and P_2 is neither horizontal nor vertical. Refer to Figure 6(a) on the next page. The coordinates of P_3 are (x_2, y_1) . The horizontal

In Words

To compute the distance between two points, find the difference of the x -coordinates, square it, and add this to the square of the difference of the y -coordinates. The square root of this sum is the distance.

distance from P_1 to P_3 equals the absolute value of the difference of the x -coordinates, $|x_2 - x_1|$. The vertical distance from P_3 to P_2 equals the absolute value of the difference of the y -coordinates, $|y_2 - y_1|$. See Figure 6(b). The distance $d(P_1, P_2)$ is the length of the hypotenuse of the right triangle, so, by the Pythagorean Theorem, it follows that

$$\begin{aligned} [d(P_1, P_2)]^2 &= |x_2 - x_1|^2 + |y_2 - y_1|^2 \\ &= (x_2 - x_1)^2 + (y_2 - y_1)^2 \\ d(P_1, P_2) &= \sqrt{(x_2 - x_1)^2 + (y_2 - y_1)^2} \end{aligned}$$

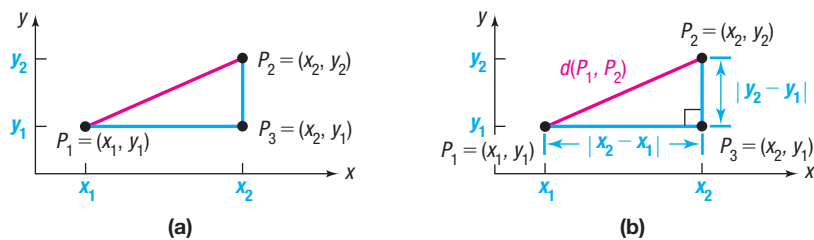


Figure 6

- If the line joining P_1 and P_2 is horizontal, then the y -coordinate of P_1 equals the y -coordinate of P_2 ; that is, $y_1 = y_2$. Refer to Figure 7(a). In this case, the distance formula (1) still works, because for $y_1 = y_2$, it reduces to

$$d(P_1, P_2) = \sqrt{(x_2 - x_1)^2 + 0^2} = \sqrt{(x_2 - x_1)^2} = |x_2 - x_1|$$

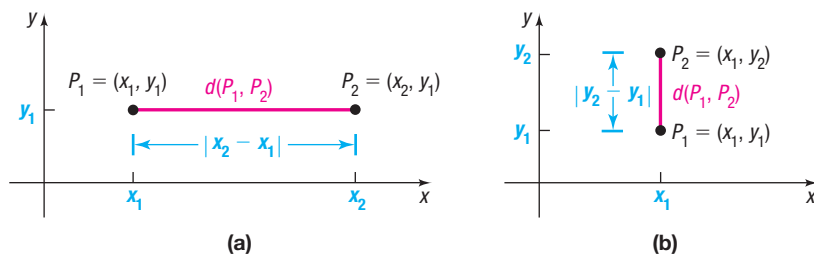


Figure 7

- A similar argument holds if the line joining P_1 and P_2 is vertical. See Figure 7(b). ■

EXAMPLE 2

Using the Distance Formula

Find the distance d between the points $(-4, 5)$ and $(3, 2)$.

Solution

Using the distance formula, equation (1), reveals that the distance d is

$$\begin{aligned} d &= \sqrt{[3 - (-4)]^2 + (2 - 5)^2} = \sqrt{7^2 + (-3)^2} \\ &= \sqrt{49 + 9} = \sqrt{58} \approx 7.62 \end{aligned}$$

Now Work PROBLEMS 19 AND 23

The distance between two points $P_1 = (x_1, y_1)$ and $P_2 = (x_2, y_2)$ is never a negative number. Also, the distance between two points is 0 only when the points are identical—that is, when $x_1 = x_2$ and $y_1 = y_2$. And, because $(x_2 - x_1)^2 = (x_1 - x_2)^2$ and $(y_2 - y_1)^2 = (y_1 - y_2)^2$, it makes no difference whether the distance is computed from P_1 to P_2 or from P_2 to P_1 ; that is, $d(P_1, P_2) = d(P_2, P_1)$.

The introduction to this chapter mentioned that rectangular coordinates enable us to translate geometry problems into algebra problems, and vice versa. The next example shows how algebra (the distance formula) can be used to solve geometry problems.

EXAMPLE 3

Using Algebra to Solve a Geometry Problem

Consider the three points $A = (-2, 1)$, $B = (2, 3)$, and $C = (3, 1)$.

- Plot each point and form the triangle ABC .
- Find the length of each side of the triangle.
- Show that the triangle is a right triangle.
- Find the area of the triangle.

Solution

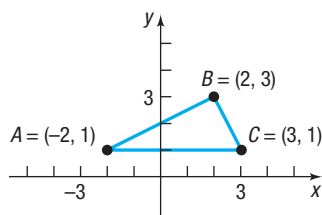


Figure 8

- Figure 8 shows the points A, B, C and the triangle ABC .
- To find the length of each side of the triangle, use the distance formula, equation (1).

$$d(A, B) = \sqrt{[2 - (-2)]^2 + (3 - 1)^2} = \sqrt{16 + 4} = \sqrt{20} = 2\sqrt{5}$$

$$d(B, C) = \sqrt{(3 - 2)^2 + (1 - 3)^2} = \sqrt{1 + 4} = \sqrt{5}$$

$$d(A, C) = \sqrt{[3 - (-2)]^2 + (1 - 1)^2} = \sqrt{25 + 0} = 5$$

- If the sum of the squares of the lengths of two of the sides equals the square of the length of the third side, then the triangle is a right triangle. Looking at Figure 8, it seems reasonable to conjecture that the angle at vertex B might be a right angle. We shall check to see whether

$$[d(A, B)]^2 + [d(B, C)]^2 = [d(A, C)]^2$$

Using the results in part (b) yields

$$\begin{aligned} [d(A, B)]^2 + [d(B, C)]^2 &= (2\sqrt{5})^2 + (\sqrt{5})^2 \\ &= 20 + 5 = 25 = [d(A, C)]^2 \end{aligned}$$

It follows from the converse of the Pythagorean Theorem that triangle ABC is a right triangle.

- Because the right angle is at vertex B , the sides AB and BC form the base and height of the triangle. Its area is

$$\text{Area} = \frac{1}{2} \cdot \text{Base} \cdot \text{Height} = \frac{1}{2} \cdot 2\sqrt{5} \cdot \sqrt{5} = 5 \text{ square units}$$

 **Now Work** PROBLEM 33

2 Use the Midpoint Formula

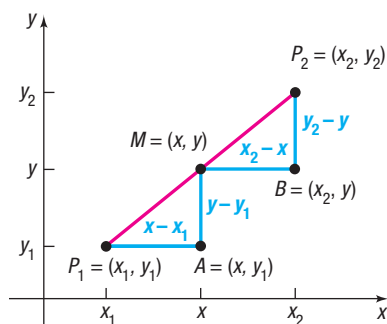


Figure 9

We now derive a formula for the coordinates of the **midpoint of a line segment**. Let $P_1 = (x_1, y_1)$ and $P_2 = (x_2, y_2)$ be the endpoints of a line segment, and let $M = (x, y)$ be the point on the line segment that is the same distance from P_1 as it is from P_2 . See Figure 9. The triangles P_1AM and MBP_2 are congruent. [Do you see why? $d(P_1, M) = d(M, P_2)$ is given; also, $\angle AP_1M = \angle BMP_2^*$ and $\angle P_1MA = \angle MP_2B$. So, we have angle–side–angle.] Because triangles P_1AM and MBP_2 are congruent, corresponding sides are equal in length. That is,

$$\begin{aligned} x - x_1 &= x_2 - x & \text{and} & & y - y_1 &= y_2 - y \\ 2x &= x_1 + x_2 & & & 2y &= y_1 + y_2 \\ x &= \frac{x_1 + x_2}{2} & & & y &= \frac{y_1 + y_2}{2} \end{aligned}$$

*A postulate from geometry states that the transversal $\overline{P_1P_2}$ forms congruent corresponding angles with the parallel line segments $\overline{P_1A}$ and \overline{MB} .

In Words

To find the midpoint of a line segment, average the x -coordinates of the endpoints, and average the y -coordinates of the endpoints.

THEOREM Midpoint Formula

The midpoint $M = (x, y)$ of the line segment from $P_1 = (x_1, y_1)$ to $P_2 = (x_2, y_2)$ is

$$M = (x, y) = \left(\frac{x_1 + x_2}{2}, \frac{y_1 + y_2}{2} \right) \quad (2)$$

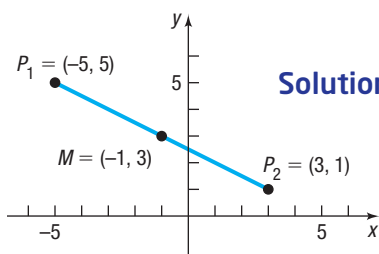
EXAMPLE 4

Figure 10

Solution**Finding the Midpoint of a Line Segment**

Find the midpoint of the line segment from $P_1 = (-5, 5)$ to $P_2 = (3, 1)$. Plot the points P_1 and P_2 and their midpoint.

Use the midpoint formula (2) with $x_1 = -5$, $y_1 = 5$, $x_2 = 3$, and $y_2 = 1$. The coordinates (x, y) of the midpoint M are

$$x = \frac{x_1 + x_2}{2} = \frac{-5 + 3}{2} = -1 \quad \text{and} \quad y = \frac{y_1 + y_2}{2} = \frac{5 + 1}{2} = 3$$

That is, $M = (-1, 3)$. See Figure 10.

 **Now Work** PROBLEM 39**1.1 Assess Your Understanding**

'Are You Prepared?' Answers are given at the end of these exercises. If you get a wrong answer, read the pages listed in red.

- On the real number line, the origin is assigned the number _____. (p. A4)
- If -3 and 5 are the coordinates of two points on the real number line, the distance between these points is _____. (pp. A5–A6)
- If 3 and 4 are the legs of a right triangle, the hypotenuse is _____. (p. A14)
- Use the converse of the Pythagorean Theorem to show that a triangle whose sides are of lengths 11 , 60 , and 61 is a right triangle. (pp. A14–A15)
- The area A of a triangle whose base is b and whose altitude is h is $A =$ _____. (p. A15)
- True or False** Two triangles are congruent if two angles and the included side of one equals two angles and the included side of the other. (pp. A16–A17)

Concepts and Vocabulary

- If (x, y) are the coordinates of a point P in the xy -plane, then x is called the _____ of P , and y is the _____ of P .
- The coordinate axes partition the xy -plane into four sections called _____.
- If three distinct points P , Q , and R all lie on a line, and if $d(P, Q) = d(Q, R)$, then Q is called the _____ of the line segment from P to R .
- True or False** The distance between two points is sometimes a negative number.
- True or False** The point $(-1, 4)$ lies in quadrant IV of the Cartesian plane.
- True or False** The midpoint of a line segment is found by averaging the x -coordinates and averaging the y -coordinates of the endpoints.
- Multiple Choice** Which of the following statements is true for a point (x, y) that lies in quadrant III?
 - Both x and y are positive.
 - Both x and y are negative.
 - x is positive, and y is negative.
 - x is negative, and y is positive.
- Multiple Choice** Choose the expression that equals the distance between two points (x_1, y_1) and (x_2, y_2) .
 - $\sqrt{(x_2 - x_1)^2 + (y_2 - y_1)^2}$
 - $\sqrt{(x_2 + x_1)^2 - (y_2 + y_1)^2}$
 - $\sqrt{(x_2 - x_1)^2 - (y_2 - y_1)^2}$
 - $\sqrt{(x_2 + x_1)^2 + (y_2 + y_1)^2}$

Skill Building

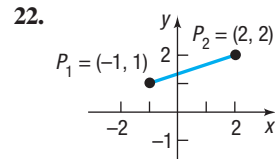
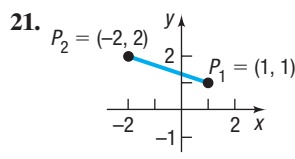
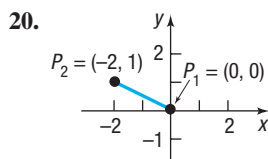
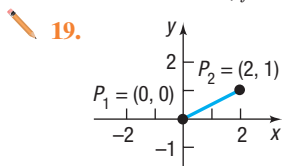
In Problems 15 and 16, plot each point in the xy -plane. State which quadrant or on what coordinate axis each point lies.

15. (a) $A = (-3, 2)$ (d) $D = (6, 5)$ 16. (a) $A = (1, 4)$ (d) $D = (4, 1)$
 (b) $B = (6, 0)$ (e) $E = (0, -3)$ (b) $B = (-3, -4)$ (e) $E = (0, 1)$
 (c) $C = (-2, -2)$ (f) $F = (6, -3)$ (c) $C = (-3, 4)$ (f) $F = (-3, 0)$

17. Plot the points $(2, 0)$, $(2, -3)$, $(2, 4)$, $(2, 1)$, and $(2, -1)$. Describe the set of all points of the form $(2, y)$, where y is a real number.

18. Plot the points $(0, 3)$, $(1, 3)$, $(-2, 3)$, $(5, 3)$, and $(-4, 3)$. Describe the set of all points of the form $(x, 3)$, where x is a real number.

In Problems 19–32, find the distance d between the points P_1 and P_2 .



23. $P_1 = (3, -4)$; $P_2 = (5, 4)$
 24. $P_1 = (-1, 0)$; $P_2 = (2, 4)$
 25. $P_1 = (-7, 3)$; $P_2 = (4, 0)$
 26. $P_1 = (2, -3)$; $P_2 = (4, 2)$
 27. $P_1 = (5, -2)$; $P_2 = (6, 1)$
 28. $P_1 = (-4, -3)$; $P_2 = (6, 2)$
 29. $P_1 = (-0.2, 0.3)$; $P_2 = (2.3, 1.1)$
 30. $P_1 = (1.2, 2.3)$; $P_2 = (-0.3, 1.1)$
 31. $P_1 = (a, b)$; $P_2 = (0, 0)$
 32. $P_1 = (a, a)$; $P_2 = (0, 0)$

In Problems 33–38, plot each point and form the triangle ABC . Show that the triangle is a right triangle. Find its area.

33. $A = (-2, 5)$; $B = (1, 3)$; $C = (-1, 0)$ 34. $A = (-2, 5)$; $B = (12, 3)$; $C = (10, -11)$
 35. $A = (-5, 3)$; $B = (6, 0)$; $C = (5, 5)$ 36. $A = (-6, 3)$; $B = (3, -5)$; $C = (-1, 5)$
 37. $A = (4, -3)$; $B = (0, -3)$; $C = (4, 2)$ 38. $A = (4, -3)$; $B = (4, 1)$; $C = (2, 1)$

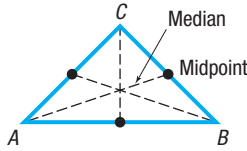
In Problems 39–46, find the midpoint of the line segment joining the points P_1 and P_2 .

39. $P_1 = (3, -4)$; $P_2 = (5, 4)$ 40. $P_1 = (-2, 0)$; $P_2 = (2, 4)$
 41. $P_1 = (-1, 4)$; $P_2 = (8, 0)$ 42. $P_1 = (2, -3)$; $P_2 = (4, 2)$
 43. $P_1 = (7, -5)$; $P_2 = (9, 1)$ 44. $P_1 = (-4, -3)$; $P_2 = (2, 2)$
 45. $P_1 = (a, b)$; $P_2 = (0, 0)$ 46. $P_1 = (a, a)$; $P_2 = (0, 0)$

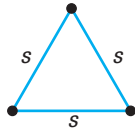
Applications and Extensions

47. If the point $(2, 5)$ is shifted 3 units to the right and 2 units down, what are its new coordinates?
48. If the point $(-1, 6)$ is shifted 2 units to the left and 4 units up, what are its new coordinates?
49. Find all points having an x -coordinate of 3 whose distance from the point $(-2, -1)$ is 13.
 (a) By using the Pythagorean Theorem.
 (b) By using the distance formula.
50. Find all points having a y -coordinate of -6 whose distance from the point $(1, 2)$ is 17.
 (a) By using the Pythagorean Theorem.
 (b) By using the distance formula.
51. Find all points on the x -axis that are 6 units from the point $(4, -3)$.
52. Find all points on the y -axis that are 6 units from the point $(4, -3)$.
53. Suppose that $A = (2, 5)$ are the coordinates of a point in the xy -plane.
 (a) Find the coordinates of the point if A is shifted 3 units to the left and 4 units down.
 (b) Find the coordinates of the point if A is shifted 2 units to the left and 8 units up.
54. Plot the points $A = (-1, 8)$ and $M = (2, 3)$ in the xy -plane. If M is the midpoint of a line segment AB , find the coordinates of B .
55. The midpoint of the line segment from P_1 to P_2 is $(-1, 4)$. If $P_1 = (-3, 6)$, what is P_2 ?
56. The midpoint of the line segment from P_1 to P_2 is $(5, -4)$. If $P_2 = (7, -2)$, what is P_1 ?

57. **Geometry** The **medians** of a triangle are the line segments from each vertex to the midpoint of the opposite side (see the figure). Find the lengths of the medians of the triangle with vertices at $A = (0, 0)$, $B = (6, 0)$, and $C = (4, 4)$.



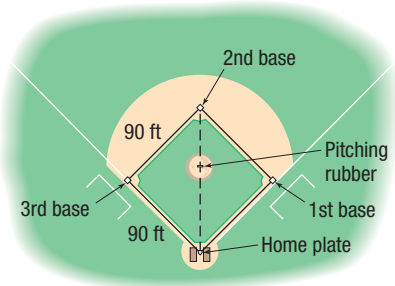
58. **Geometry** An **equilateral triangle** has three sides of equal length. If two vertices of an equilateral triangle are $(0, 4)$ and $(0, 0)$ find the third vertex. How many of these triangles are possible?



In Problems 59–62, find the length of each side of the triangle determined by the three points P_1 , P_2 , and P_3 . State whether the triangle is an isosceles triangle, a right triangle, neither of these, or both. (An **isosceles triangle** is one in which at least two of the sides are of equal length.)

59. $P_1 = (2, 1)$; $P_2 = (-4, 1)$; $P_3 = (-4, -3)$
 60. $P_1 = (-1, 4)$; $P_2 = (6, 2)$; $P_3 = (4, -5)$
 61. $P_1 = (-2, -1)$; $P_2 = (0, 7)$; $P_3 = (3, 2)$
 62. $P_1 = (7, 2)$; $P_2 = (-4, 0)$; $P_3 = (4, 6)$

63. **Baseball** A major league baseball “diamond” is actually a square 90 feet on a side (see the figure). What is the distance directly from home plate to second base (the diagonal of the square)?



64. **Little League Baseball** The layout of a Little League playing field is a square 60 feet on a side. How far is it directly from home plate to second base (the diagonal of the square)?

Source: 2018 Little League Baseball Official Regulations, Playing Rules, and Operating Policies

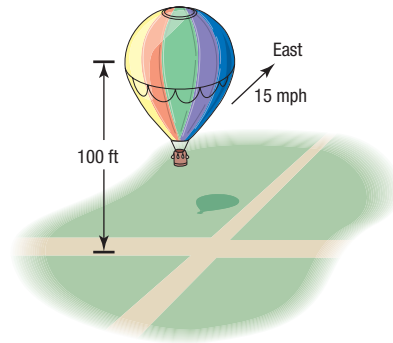
65. **Baseball** Refer to Problem 63. Overlay a rectangular coordinate system on a major league baseball diamond so that the origin is at home plate, the positive x -axis lies in the direction from home plate to first base, and the positive y -axis lies in the direction from home plate to third base.
- What are the coordinates of first base, second base, and third base? Use feet as the unit of measurement.
 - If the right fielder is located at $(310, 15)$ how far is it from the right fielder to second base?
 - If the center fielder is located at $(300, 300)$, how far is it from the center fielder to third base?

66. **Little League Baseball** Refer to Problem 64. Overlay a rectangular coordinate system on a Little League baseball diamond so that the origin is at home plate, the positive x -axis lies in the direction from home plate to first base, and the positive y -axis lies in the direction from home plate to third base.

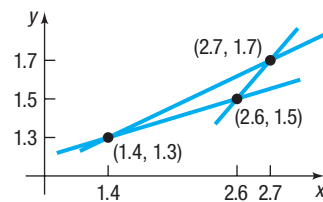
- What are the coordinates of first base, second base, and third base? Use feet as the unit of measurement.
- If the right fielder is located at $(180, 20)$, how far is it from the right fielder to second base?
- If the center fielder is located at $(220, 220)$, how far is it from the center fielder to third base?

67. **Distance between Moving Objects** A Ford Focus and a Freightliner Cascadia truck leave an intersection at the same time. The Focus heads east at an average speed of 60 miles per hour, while the Cascadia heads south at an average speed of 45 miles per hour. Find an expression for their distance apart d (in miles) at the end of t hours.

68. **Distance of a Moving Object from a Fixed Point** A hot-air balloon, headed due east at an average speed of 15 miles per hour and at a constant altitude of 100 feet, passes over an intersection (see the figure). Find an expression for the distance d (measured in feet) from the balloon to the intersection t seconds later.



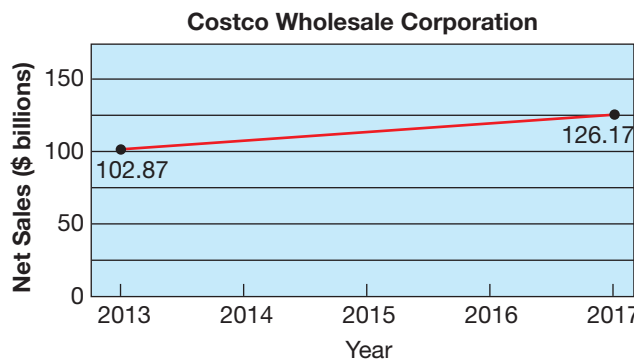
69. **Drafting Error** When a draftsman draws three lines that are to intersect at one point, the lines may not intersect as intended and subsequently will form an **error triangle**. If this error triangle is long and thin, one estimate for the location of the desired point is the midpoint of the shortest side. The figure shows one such error triangle.



- Find an estimate for the desired intersection point.
- Find the distance from $(1.4, 1.3)$ to the midpoint found in part (a).

- 70. Net Sales** The figure illustrates the net sales growth of Costco Wholesale Corporation from 2013 through 2017. Use the midpoint formula to estimate the net sales of Costco Wholesale Corporation in 2015. How does your result compare to the reported value of \$113.67 billion?

Source: Costco Wholesale Corporation 2017 Annual Report



- 71. Poverty Threshold** Poverty thresholds are determined by the U.S. Census Bureau. A poverty threshold represents the minimum annual household income for a family not to be considered poor. In 2009, the poverty threshold for a family of four with two children under the age of 18 years was \$21,756. In 2017, the poverty threshold for a family of four with two children under the age of 18 years was \$24,858.

Assuming that poverty thresholds increase in a straight-line fashion, use the midpoint formula to estimate the poverty threshold for a family of four with two children under the age of 18 in 2013. How does your result compare to the actual poverty threshold in 2013 of \$23,624?

Source: U.S. Census Bureau

- 72. Challenge Problem Geometry** Verify that the points $(0, 0)$, $(a, 0)$, and $\left(\frac{a}{2}, \frac{\sqrt{3}a}{2}\right)$ are the vertices of an equilateral triangle. Then show that the midpoints of the three sides are the vertices of a second equilateral triangle.
- 73. Challenge Problem Geometry** Find the midpoint of each diagonal of a square with side of length s . Draw the conclusion that the diagonals of a square intersect at their midpoints. [Hint: Use $(0, 0)$, $(0, s)$, $(s, 0)$, and (s, s) as the vertices of the square.]
- 74. Challenge Problem Geometry** A point P is equidistant from $(-5, 1)$ and $(4, -4)$. Find the coordinates of P if its y -coordinate is twice its x -coordinate.
- 75. Challenge Problem Geometry** For any parallelogram, prove that the sum of the squares of the lengths of the sides equals the sum of the squares of the lengths of the diagonals. [Hint: Use $(0, 0)$, $(a, 0)$, $(a + b, c)$, and (b, c) as the vertices of the parallelogram. Assume a , b , and c are positive.]

Explaining Concepts: Discussion and Writing

- 76.** Write a paragraph that describes a Cartesian plane. Then write a second paragraph that describes how to plot points in the Cartesian plane. Your paragraphs should include

the terms “coordinate axes,” “ordered pair,” “coordinates,” “plot,” “ x -coordinate,” and “ y -coordinate.”

'Are You Prepared?' Answers

1. 0

2. 8

3. 5

4. $11^2 + 60^2 = 121 + 3600 = 3721 = 61^2$ 5. $\frac{1}{2}bh$

6. True

1.2 Graphs of Equations in Two Variables; Intercepts; Symmetry

PREPARING FOR THIS SECTION Before getting started, review the following:

- Solving Linear Equations (Section A.6, pp. A44–A45)
- Solve a Quadratic Equation by Factoring (Section A.6, pp. A47–A48)



Now Work the 'Are You Prepared?' problems on page 17.

- OBJECTIVES**
- Graph Equations by Plotting Points (p. 10)
 - Find Intercepts from a Graph (p. 12)
 - Find Intercepts from an Equation (p. 12)
 - Test an Equation for Symmetry with Respect to the x -Axis, the y -Axis, and the Origin (p. 13)
 - Know How to Graph Key Equations (p. 15)

1 Graph Equations by Plotting Points

An **equation in two variables**, say x and y , is a statement in which two expressions involving x and y are equal. The expressions are called the **sides** of the equation. Since an equation is a statement, it may be true or false, depending on the value of the variables. Any values of x and y that result in a true statement are said to **satisfy** the equation.

For example, the following are all equations in two variables x and y :

$$x^2 + y^2 = 5 \quad 2x - y = 6 \quad y = 2x + 5 \quad x^2 = y$$

The first of these, $x^2 + y^2 = 5$, is satisfied for $x = 1, y = 2$, since $1^2 + 2^2 = 5$. Other choices of x and y , such as $x = -1, y = -2$, also satisfy this equation. It is not satisfied for $x = 2$ and $y = 3$, since $2^2 + 3^2 = 4 + 9 = 13 \neq 5$.

The **graph of an equation in two variables** x and y consists of the set of points in the xy -plane whose coordinates (x, y) satisfy the equation.

Graphs play an important role in helping us to visualize the relationships that exist between two variables or quantities. Table 1 shows the average price of gasoline in the United States for the years 1991–2017 (adjusted for inflation). If we plot these data using year as the x -coordinate and price as the y -coordinate, and then connect the points (year, price), we obtain Figure 11.

Table 1 Average Price of Gasoline

Year	Price	Year	Price	Year	Price
1991	1.98	2000	2.11	2009	2.68
1992	1.90	2001	1.97	2010	3.12
1993	1.81	2002	1.83	2011	3.84
1994	1.78	2003	2.07	2012	3.87
1995	1.78	2004	2.40	2013	3.68
1996	1.87	2005	2.85	2014	3.48
1997	1.83	2006	3.13	2015	2.51
1998	1.55	2007	3.31	2016	2.19
1999	1.67	2008	3.70	2017	2.38

Source: U.S. Energy Information Administration (https://www.eia.gov/dnav/pet/pet_pri_gnd_dcus_nus_a.htm)

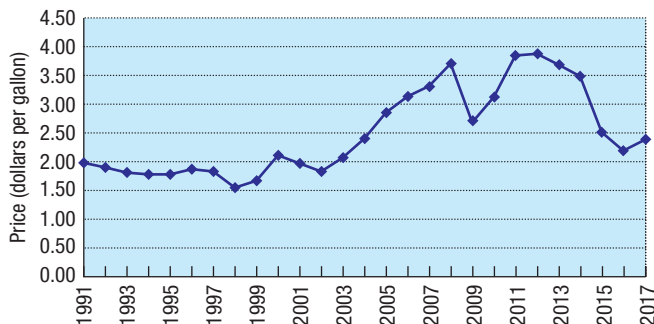


Figure 11

EXAMPLE 1

Determining Whether a Point Is on the Graph of an Equation

Determine whether the points are on the graph of the equation $2x - y = 6$.

- (a) $(2, 3)$ (b) $(2, -2)$

Solution

- (a) For the point $(2, 3)$, check to see whether $x = 2, y = 3$ satisfies the equation $2x - y = 6$.

$$2x - y = 2 \cdot 2 - 3 = 4 - 3 = 1 \neq 6$$

The equation is not satisfied, so the point $(2, 3)$ is not on the graph of $2x - y = 6$.

- (b) For the point $(2, -2)$,

$$2x - y = 2 \cdot 2 - (-2) = 4 + 2 = 6$$

The equation is satisfied, so the point $(2, -2)$ is on the graph of $2x - y = 6$. J

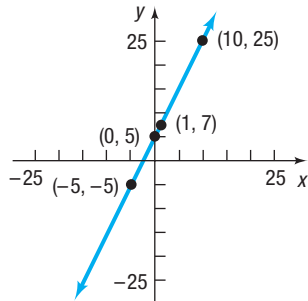
EXAMPLE 2

Graphing an Equation by Plotting Points

Graph the equation: $y = 2x + 5$

Solution

The graph consists of all points (x, y) that satisfy the equation. To locate some of these points (and get an idea of the pattern of the graph), assign some numbers to x , and find corresponding values for y .

Figure 12 $y = 2x + 5$

If	Then	Point on Graph
$x = 0$	$y = 2 \cdot 0 + 5 = 5$	$(0, 5)$
$x = 1$	$y = 2 \cdot 1 + 5 = 7$	$(1, 7)$
$x = -5$	$y = 2 \cdot (-5) + 5 = -5$	$(-5, -5)$
$x = 10$	$y = 2 \cdot 10 + 5 = 25$	$(10, 25)$

By plotting these points and then connecting them, we obtain the graph (a *line*) of the equation $y = 2x + 5$, as shown in Figure 12.

EXAMPLE 3

Graphing an Equation by Plotting Points

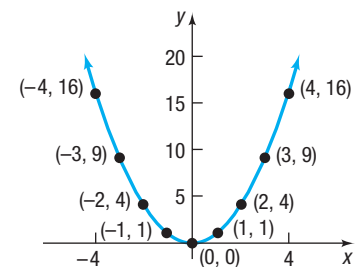
Graph the equation: $y = x^2$

Solution

Table 2 provides several points on the graph of $y = x^2$. Plotting these points and connecting them with a smooth curve gives the graph (a *parabola*) shown in Figure 13.

Table 2

x	$y = x^2$	(x, y)
-4	16	$(-4, 16)$
-3	9	$(-3, 9)$
-2	4	$(-2, 4)$
-1	1	$(-1, 1)$
0	0	$(0, 0)$
1	1	$(1, 1)$
2	4	$(2, 4)$
3	9	$(3, 9)$
4	16	$(4, 16)$


Figure 13 $y = x^2$

The graphs of the equations shown in Figures 12 and 13 do not show all points. For example, in Figure 12, the point $(20, 45)$ is a part of the graph of $y = 2x + 5$, but it is not shown. Since the graph of $y = 2x + 5$ can be extended out indefinitely, we use arrows to indicate that the pattern shown continues. It is important, when showing a graph, to present enough of the graph so that any viewer of the illustration will “see” the rest of it as an obvious continuation of what is actually there. This is referred to as a **complete graph**.

One way to obtain the complete graph of an equation is to plot enough points on the graph for a pattern to become evident. Then these points are connected with a smooth curve following the suggested pattern. But how many points are sufficient? Sometimes knowledge about the equation tells us. For example, we will learn in the next section that if an equation is of the form $y = mx + b$, then its graph is a line. In this case, only two points are needed to obtain the complete graph.

One purpose of this text is to investigate the properties of equations in order to decide whether a graph is complete. Sometimes we shall graph equations by plotting points. Shortly, we shall investigate various techniques that will enable us to graph an equation without plotting so many points.

Two techniques that sometimes reduce the number of points required to graph an equation involve finding *intercepts* and checking for *symmetry*.

 **COMMENT** Another way to obtain the graph of an equation is to use a graphing utility. Read Section B.2, *Using a Graphing Utility to Graph Equations*. ■

2 Find Intercepts from a Graph

The points, if any, at which a graph crosses or touches the coordinate axes are called the **intercepts** of the graph. See Figure 14. The x -coordinate of a point at which the graph crosses or touches the x -axis is an **x -intercept**, and the y -coordinate of a point at which the graph crosses or touches the y -axis is a **y -intercept**.

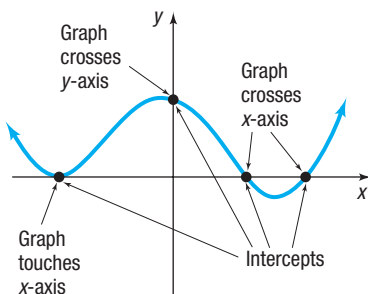


Figure 14

In Words

Intercepts are points (ordered pairs). An x -intercept or a y -intercept is a number. For example, the point $(3, 0)$ is an intercept; the number 3 is an x -intercept.

EXAMPLE 4

Finding Intercepts from a Graph

Find the intercepts of the graph in Figure 15. What are its x -intercepts? What are its y -intercepts?

Solution The intercepts of the graph are the points

$$(-3, 0), (0, 3), \left(\frac{3}{2}, 0\right), \left(0, -\frac{4}{3}\right), (0, -3.5), (4.5, 0)$$

The x -intercepts are -3 , $\frac{3}{2}$, and 4.5 ; the y -intercepts are -3.5 , $-\frac{4}{3}$, and 3 .

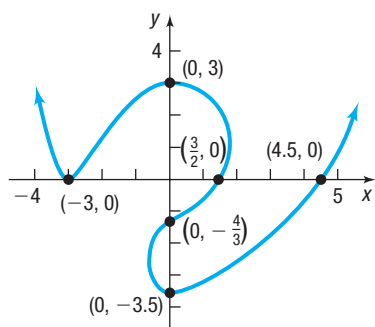


Figure 15

In Example 4, notice that intercepts are listed as ordered pairs, and the x -intercepts and the y -intercepts are listed as numbers. We use this distinction throughout the text.

 **Now Work** PROBLEM 41(a)

3 Find Intercepts from an Equation

The intercepts of a graph can be found from its equation by using the fact that points on the x -axis have y -coordinates equal to 0, and points on the y -axis have x -coordinates equal to 0.

Procedure for Finding Intercepts

- To find the x -intercept(s), if any, of the graph of an equation, let $y = 0$ in the equation and solve for x , where x is a real number.
- To find the y -intercept(s), if any, of the graph of an equation, let $x = 0$ in the equation and solve for y , where y is a real number.



COMMENT For many equations, finding intercepts may not be so easy. In such cases, a graphing utility can be used. Read the first part of Section B.3, *Using a Graphing Utility to Locate Intercepts and Check for Symmetry*, to find out how to locate intercepts using a graphing utility. ■

EXAMPLE 5

Finding Intercepts from an Equation

Find the x -intercept(s) and the y -intercept(s) of the graph of $y = x^2 - 4$. Then graph $y = x^2 - 4$ by plotting points.

Solution To find the x -intercept(s), let $y = 0$ and obtain the equation

$$\begin{aligned}x^2 - 4 &= 0 && \mathbf{y = x^2 - 4 \text{ with } y = 0} \\(x + 2)(x - 2) &= 0 && \mathbf{\text{Factor.}} \\x + 2 = 0 & \quad \text{or} \quad x - 2 = 0 && \mathbf{\text{Use the Zero-Product Property.}} \\x = -2 & \quad \text{or} \quad x = 2 && \mathbf{\text{Solve.}}\end{aligned}$$

The equation has two solutions, -2 and 2 . The x -intercepts are -2 and 2 .

To find the y -intercept(s), let $x = 0$ in the equation.

$$\begin{aligned}y &= x^2 - 4 \\&= 0^2 - 4 = -4\end{aligned}$$

The y -intercept is -4 .

Since $x^2 \geq 0$ for all x , we deduce from the equation $y = x^2 - 4$ that $y \geq -4$ for all x . This information, the intercepts, and the points from Table 3 enable us to graph $y = x^2 - 4$. See Figure 16.

Table 3

x	$y = x^2 - 4$	(x, y)
-3	5	$(-3, 5)$
-1	-3	$(-1, -3)$
1	-3	$(1, -3)$
3	5	$(3, 5)$

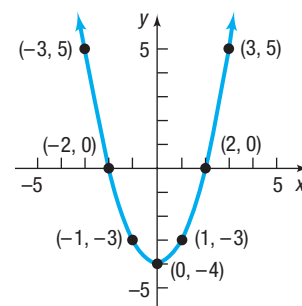


Figure 16 $y = x^2 - 4$

 **Now Work** PROBLEM 23

4 Test an Equation for Symmetry with Respect to the x -Axis, the y -Axis, and the Origin

Another helpful tool for graphing equations by hand involves *symmetry*, particularly symmetry with respect to the x -axis, the y -axis, and the origin.

Symmetry often occurs in nature. Consider the picture of the butterfly. Do you see the symmetry?

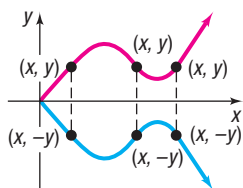


Figure 17 Symmetry with respect to the x -axis

DEFINITION Symmetry with Respect to the x -Axis

A graph is **symmetric with respect to the x -axis** if, for every point (x, y) on the graph, the point $(x, -y)$ is also on the graph.

Figure 17 illustrates the definition. Note that when a graph is symmetric with respect to the x -axis, the part of the graph above the x -axis is a reflection (or mirror image) of the part below it, and vice versa.

EXAMPLE 6

Points Symmetric with Respect to the x -Axis

If a graph is symmetric with respect to the x -axis, and the point $(3, 2)$ is on the graph, then the point $(3, -2)$ is also on the graph.

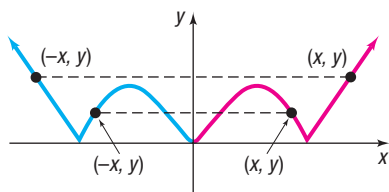


Figure 18 Symmetry with respect to the y-axis

DEFINITION Symmetry with Respect to the y-Axis

A graph is **symmetric with respect to the y-axis** if, for every point (x, y) on the graph, the point $(-x, y)$ is also on the graph.

Figure 18 illustrates the definition. When a graph is symmetric with respect to the y-axis, the part of the graph to the right of the y-axis is a reflection of the part to the left of it, and vice versa.

EXAMPLE 7

Points Symmetric with Respect to the y-Axis

If a graph is symmetric with respect to the y-axis and the point $(5, 8)$ is on the graph, then the point $(-5, 8)$ is also on the graph.

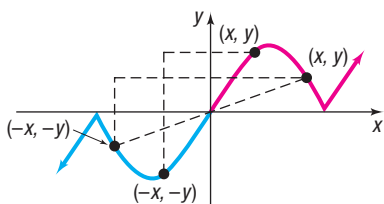


Figure 19 Symmetry with respect to the origin

DEFINITION Symmetry with Respect to the Origin

A graph is **symmetric with respect to the origin** if, for every point (x, y) on the graph, the point $(-x, -y)$ is also on the graph.

Figure 19 illustrates the definition. Symmetry with respect to the origin may be viewed in three ways:

- As a reflection about the y-axis, followed by a reflection about the x-axis
- As a projection along a line through the origin so that the distances from the origin are equal
- As half of a complete revolution about the origin

EXAMPLE 8

Points Symmetric with Respect to the Origin

If a graph is symmetric with respect to the origin, and the point $(4, -2)$ is on the graph, then the point $(-4, 2)$ is also on the graph.

Now Work PROBLEMS 31 AND 41(b)

When the graph of an equation is symmetric with respect to a coordinate axis or the origin, the number of points that you need to plot in order to see the pattern is reduced. For example, if the graph of an equation is symmetric with respect to the y-axis, then once points to the right of the y-axis are plotted, an equal number of points on the graph can be obtained by reflecting them about the y-axis. Because of this, before we graph an equation, we should first determine whether it has any symmetry. The following tests are used for this purpose.

Tests for Symmetry

To test the graph of an equation for symmetry with respect to the

- *x*-Axis Replace y by $-y$ in the equation and simplify. If an equivalent equation results, the graph of the equation is symmetric with respect to the x -axis.
- *y*-Axis Replace x by $-x$ in the equation and simplify. If an equivalent equation results, the graph of the equation is symmetric with respect to the y -axis.
- *Origin* Replace x by $-x$ and y by $-y$ in the equation and simplify. If an equivalent equation results, the graph of the equation is symmetric with respect to the origin.

EXAMPLE 9

Testing an Equation for Symmetry

Test $4x^2 + 9y^2 = 36$ for symmetry.

Solution

x-Axis: To test for symmetry with respect to the *x*-axis, replace *y* by $-y$. Since $4x^2 + 9(-y)^2 = 36$ is equivalent to $4x^2 + 9y^2 = 36$, the graph of the equation is symmetric with respect to the *x*-axis.

y-Axis: To test for symmetry with respect to the *y*-axis, replace *x* by $-x$. Since $4(-x)^2 + 9y^2 = 36$ is equivalent to $4x^2 + 9y^2 = 36$, the graph of the equation is symmetric with respect to the *y*-axis.

Origin: To test for symmetry with respect to the origin, replace *x* by $-x$ and *y* by $-y$. Since $4(-x)^2 + 9(-y)^2 = 36$ is equivalent to $4x^2 + 9y^2 = 36$, the graph of the equation is symmetric with respect to the origin. \square

EXAMPLE 10

Testing an Equation for Symmetry

Test $y = \frac{4x^2}{x^2 + 1}$ for symmetry.

Solution

x-Axis: To test for symmetry with respect to the *x*-axis, replace *y* by $-y$.

Since $-y = \frac{4x^2}{x^2 + 1}$ is not equivalent to $y = \frac{4x^2}{x^2 + 1}$, the graph of the equation is not symmetric with respect to the *x*-axis.

y-Axis: To test for symmetry with respect to the *y*-axis, replace *x* by $-x$.

Since $y = \frac{4(-x)^2}{(-x)^2 + 1} = \frac{4x^2}{x^2 + 1}$ is equivalent to $y = \frac{4x^2}{x^2 + 1}$, the graph of the equation is symmetric with respect to the *y*-axis.

Origin: To test for symmetry with respect to the origin, replace *x* by $-x$ and *y* by $-y$.

$$-y = \frac{4(-x)^2}{(-x)^2 + 1} \quad \text{Replace } x \text{ by } -x \text{ and } y \text{ by } -y.$$

$$-y = \frac{4x^2}{x^2 + 1} \quad \text{Simplify.}$$

$$y = -\frac{4x^2}{x^2 + 1} \quad \text{Multiply both sides by } -1.$$

Since the result is not equivalent to the original equation, the graph of the equation $y = \frac{4x^2}{x^2 + 1}$ is not symmetric with respect to the origin. \square

Seeing the Concept

Figure 20 shows the graph of $4x^2 + 9y^2 = 36$ using Desmos. Do you see the symmetry with respect to the *x*-axis, the *y*-axis, and the origin?

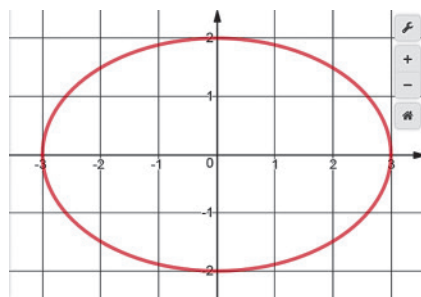


Figure 20 $4x^2 + 9y^2 = 36$

Seeing the Concept

Figure 21 shows the graph of $y = \frac{4x^2}{x^2 + 1}$ using a TI-84 Plus C graphing calculator. Do you see the symmetry with respect to the *y*-axis?

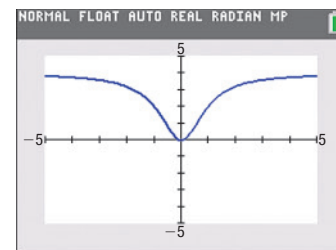


Figure 21 $y = \frac{4x^2}{x^2 + 1}$

 Now Work PROBLEM 61

5 Know How to Graph Key Equations

The next three examples use intercepts, symmetry, and point plotting to obtain the graphs of key equations. It is important to know the graphs of these key equations because we use them later. The first of these is $y = x^3$.

EXAMPLE 11

Graphing the Equation $y = x^3$ by Finding Intercepts, Checking for Symmetry, and Plotting Points

Graph the equation $y = x^3$ by plotting points. Find any intercepts and check for symmetry first.

Solution

First, find the intercepts. When $x = 0$, then $y = 0$; and when $y = 0$, then $x = 0$. The origin $(0, 0)$ is the only intercept. Now test for symmetry.

x-Axis: Replace y by $-y$. Since $-y = x^3$ is not equivalent to $y = x^3$, the graph is not symmetric with respect to the x -axis.

y-Axis: Replace x by $-x$. Since $y = (-x)^3 = -x^3$ is not equivalent to $y = x^3$, the graph is not symmetric with respect to the y -axis.

Origin: Replace x by $-x$ and y by $-y$. Since $-y = (-x)^3 = -x^3$ is equivalent to $y = x^3$ (multiply both sides by -1), the graph is symmetric with respect to the origin.

To graph $y = x^3$, use the equation to obtain several points on the graph. Because of the symmetry, we need to locate only points on the graph for which $x \geq 0$. See Table 4. Since $(1, 1)$ is on the graph, and the graph is symmetric with respect to the origin, the point $(-1, -1)$ is also on the graph. Plot the points from Table 4 and use the symmetry. Figure 22 shows the graph.

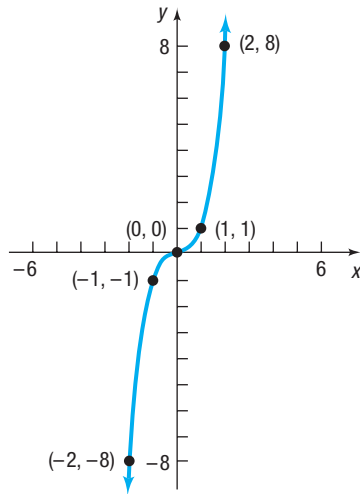
Figure 22 $y = x^3$

Table 4

x	$y = x^3$	(x, y)
0	0	$(0, 0)$
1	1	$(1, 1)$
2	8	$(2, 8)$
3	27	$(3, 27)$

EXAMPLE 12

Graphing the Equation $x = y^2$

- (a) Graph the equation $x = y^2$. Find any intercepts and check for symmetry first.
 (b) Graph $x = y^2, y \geq 0$.

Solution

- (a) The lone intercept is $(0, 0)$. The graph is symmetric with respect to the x -axis. (Do you see why? Replace y by $-y$.) Figure 23(a) shows the graph.
 (b) If we restrict y so that $y \geq 0$, the equation $x = y^2, y \geq 0$, may be written equivalently as $y = \sqrt{x}$. The portion of the graph of $x = y^2$ in quadrant I is therefore the graph of $y = \sqrt{x}$. See Figure 23(b).

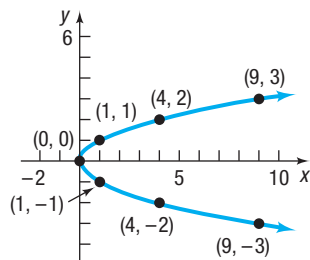
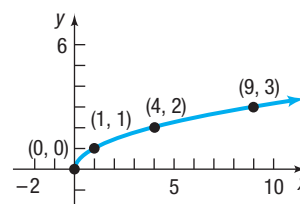
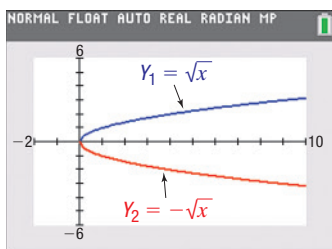
Figure 23 (a) $x = y^2$ (b) $y = \sqrt{x}$ 

Figure 24



COMMENT To see the graph of the equation $x = y^2$ on a graphing calculator, you will need to graph two equations: $y_1 = \sqrt{x}$ and $y_2 = -\sqrt{x}$. We discuss why in Chapter 2. See Figure 24. ■

EXAMPLE 13

Graphing the Equation $y = \frac{1}{x}$

Graph the equation $y = \frac{1}{x}$. First, find any intercepts and check for symmetry.

Solution

Check for intercepts first. If we let $x = 0$, we obtain 0 in the denominator, which makes y undefined. We conclude that there is no y -intercept. If we let $y = 0$, we get the equation $\frac{1}{x} = 0$, which has no solution. We conclude that there is no x -intercept.

The graph of $y = \frac{1}{x}$ does not cross or touch the coordinate axes.

Next check for symmetry:

x -Axis: Replacing y by $-y$ yields $-y = \frac{1}{x}$, which is not equivalent to $y = \frac{1}{x}$.

y -Axis: Replacing x by $-x$ yields $y = \frac{1}{-x} = -\frac{1}{x}$, which is not equivalent to $y = \frac{1}{x}$.

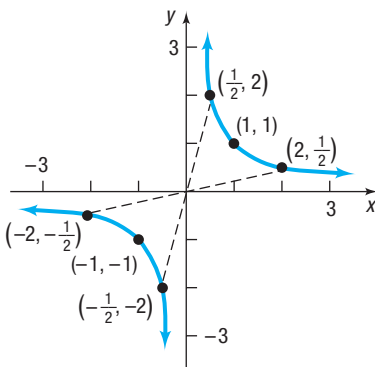
Origin: Replacing x by $-x$ and y by $-y$ yields $-y = -\frac{1}{-x}$, which is equivalent to $y = \frac{1}{x}$. The graph is symmetric with respect to the origin.

Now set up Table 5, listing several points on the graph. Because of the symmetry with respect to the origin, we use only positive values of x . From Table 5 we infer that if x is a large and positive number, then $y = \frac{1}{x}$ is a positive number close to 0. We also infer that if x is a positive number close to 0, then $y = \frac{1}{x}$ is a large and positive number. Armed with this information, we can graph the equation.

Figure 25 illustrates some of these points and the graph of $y = \frac{1}{x}$. Observe how the absence of intercepts and the existence of symmetry with respect to the origin were utilized.

Table 5

x	$y = \frac{1}{x}$	(x, y)
$\frac{1}{10}$	10	$(\frac{1}{10}, 10)$
$\frac{1}{3}$	3	$(\frac{1}{3}, 3)$
$\frac{1}{2}$	2	$(\frac{1}{2}, 2)$
1	1	(1, 1)
2	$\frac{1}{2}$	$(2, \frac{1}{2})$
3	$\frac{1}{3}$	$(3, \frac{1}{3})$
10	$\frac{1}{10}$	$(10, \frac{1}{10})$

Figure 25 $y = \frac{1}{x}$ 

COMMENT Refer to Example 2 in Section B.3, for the graph of $y = \frac{1}{x}$ using a graphing calculator. ■

1.2 Assess Your Understanding

'Are You Prepared?' Answers are given at the end of these exercises. If you get a wrong answer, read the pages listed in red.

- Solve the equation $2(x + 3) - 1 = -7$. (pp. A44–A45)
- Solve the equation $x^2 - 9 = 0$. (pp. A47–A48)

Concepts and Vocabulary

- The points, if any, at which a graph crosses or touches the coordinate axes are called _____.
- The x -intercepts of the graph of an equation are those x -values for which _____.
- If for every point (x, y) on the graph of an equation the point $(-x, y)$ is also on the graph, then the graph is symmetric with respect to the _____.
- If the graph of an equation is symmetric with respect to the y -axis and -4 is an x -intercept of this graph, then _____ is also an x -intercept.
- If the graph of an equation is symmetric with respect to the origin and $(3, -4)$ is a point on the graph, then _____ is also a point on the graph.
- True or False** To find the y -intercepts of the graph of an equation, let $x = 0$ and solve for y .

9. **True or False** The y -coordinate of a point at which the graph crosses or touches the x -axis is an x -intercept.
10. **True or False** If a graph is symmetric with respect to the x -axis, then it cannot be symmetric with respect to the y -axis.
11. **Multiple Choice** Given that the intercepts of a graph are $(-4, 0)$ and $(0, 5)$, choose the statement that is true.
- (a) The y -intercept is -4 , and the x -intercept is 5 .
 - (b) The y -intercepts are -4 and 5 .
 - (c) The x -intercepts are -4 and 5 .
 - (d) The x -intercept is -4 , and the y -intercept is 5 .

12. **Multiple Choice** To test whether the graph of an equation is symmetric with respect to the origin, replace _____ in the equation and simplify. If an equivalent equation results, then the graph is symmetric with respect to the origin.
- (a) x by $-x$
 - (b) y by $-y$
 - (c) x by $-x$ and y by $-y$
 - (d) x by $-y$ and y by $-x$

Skill Building

In Problems 13–18, determine which of the given points are on the graph of the equation.

- | | | |
|--|--|--|
| 13. Equation: $y = x^4 - \sqrt{x}$
Points: $(0, 0)$; $(1, 1)$; $(2, 4)$ | 14. Equation: $y = x^3 - 2\sqrt{x}$
Points: $(0, 0)$; $(1, 1)$; $(1, -1)$ | 15. Equation: $y^2 = x^2 + 9$
Points: $(0, 3)$; $(3, 0)$; $(-3, 0)$ |
| 16. Equation: $y^3 = x + 1$
Points: $(1, 2)$; $(0, 1)$; $(-1, 0)$ | 17. Equation: $x^2 + y^2 = 4$
Points: $(0, 2)$; $(-2, 2)$; $(\sqrt{2}, \sqrt{2})$ | 18. Equation: $x^2 + 4y^2 = 4$
Points: $(0, 1)$; $(2, 0)$; $(2, \frac{1}{2})$ |

In Problems 19–30, find the intercepts and graph each equation by plotting points. Be sure to label the intercepts.

- | | | | |
|-------------------|--------------------|----------------------|--------------------|
| 19. $y = x + 2$ | 20. $y = x - 6$ | 21. $y = 2x + 8$ | 22. $y = 3x - 9$ |
| 23. $y = x^2 - 1$ | 24. $y = x^2 - 9$ | 25. $y = -x^2 + 4$ | 26. $y = -x^2 + 1$ |
| 27. $2x + 3y = 6$ | 28. $5x + 2y = 10$ | 29. $9x^2 + 4y = 36$ | 30. $4x^2 + y = 4$ |

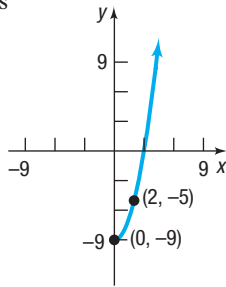
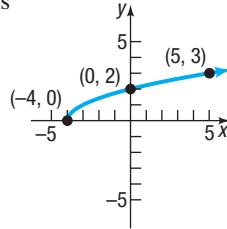
In Problems 31–40, plot each point. Then plot the point that is symmetric to it with respect to (a) the x -axis; (b) the y -axis; (c) the origin.

- | | | | | |
|----------------|----------------|---------------|---------------|---------------|
| 31. $(3, 4)$ | 32. $(5, 3)$ | 33. $(-2, 1)$ | 34. $(4, -2)$ | 35. $(5, -2)$ |
| 36. $(-1, -1)$ | 37. $(-3, -4)$ | 38. $(4, 0)$ | 39. $(0, -3)$ | 40. $(-3, 0)$ |

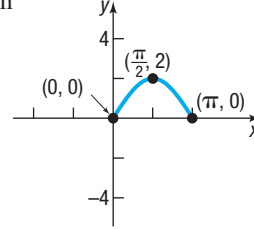
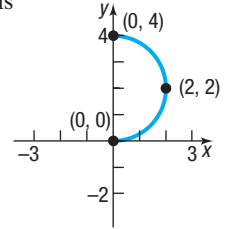
In Problems 41–52, the graph of an equation is given. (a) Find the intercepts. (b) Indicate whether the graph is symmetric with respect to the x -axis, the y -axis, the origin or none of these.

- | | | | |
|-----|-----|-----|-----|
| 41. | 42. | 43. | 44. |
| 45. | 46. | 47. | 48. |
| 49. | 50. | 51. | 52. |

In Problems 53–56, draw a complete graph so that it has the type of symmetry indicated.

53. y -axis54. x -axis

55. Origin

56. y -axis

In Problems 57–72, list the intercepts and test for symmetry.

57. $y^2 = x + 16$

58. $y^2 = x + 9$

59. $y = \sqrt[3]{x}$

60. $y = \sqrt[5]{x}$

61. $x^2 + y - 9 = 0$

62. $x^2 - y - 4 = 0$

63. $25x^2 + 4y^2 = 100$

64. $4x^2 + y^2 = 4$

65. $y = x^3 - 64$

66. $y = x^4 - 1$

67. $y = x^2 - 2x - 8$

68. $y = x^2 + 4$

69. $y = \frac{4x}{x^2 + 16}$

70. $y = \frac{x^2 - 4}{2x}$

71. $y = \frac{-x^3}{x^2 - 9}$

72. $y = \frac{x^4 + 1}{2x^5}$

In Problems 73–76, graph each equation.

73. $y = x^3$

74. $x = y^2$

75. $y = \sqrt{x}$

76. $y = \frac{1}{x}$

77. If $(a, 4)$ is a point on the graph of $y = x^2 + 3x$, what is a ?78. If $(a, -5)$ is a point on the graph of $y = x^2 + 6x$, what is a ?

Applications and Extensions

79. Given that the point $(1, 2)$ is on the graph of an equation that is symmetric with respect to the origin, what other point is on the graph?
80. If the graph of an equation is symmetric with respect to the y -axis and 6 is an x -intercept of this graph, name another x -intercept.
81. If the graph of an equation is symmetric with respect to the origin and -4 is an x -intercept of this graph, name another x -intercept.
82. If the graph of an equation is symmetric with respect to the x -axis and 2 is a y -intercept, name another y -intercept.
83. **Microphones** In studios and on stages, cardioid microphones are often preferred for the richness they add to voices and for their ability to reduce the level of sound from the sides and rear of the microphone. Suppose one such cardioid pattern is given by the equation $(x^2 + y^2 - x)^2 = x^2 + y^2$.



- (a) Find the intercepts of the graph of the equation.
 (b) Test for symmetry with respect to the x -axis, the y -axis, and the origin.

Source: www.notaviva.com

84. **Solar Energy** The solar electric generating systems at Kramer Junction, California, use parabolic troughs to heat a heat-transfer fluid to a high temperature. This fluid is used to generate steam that drives a power conversion system to produce electricity. For troughs 7.5 feet wide, an equation for the cross section is $16y^2 = 120x - 225$.



- (a) Find the intercepts of the graph of the equation.
 (b) Test for symmetry with respect to the x -axis, the y -axis, and the origin.

Source: U.S. Department of Energy

85. **Challenge Problem Lemniscate** For a nonzero constant a , find the intercepts of the graph of $(x^2 + y^2)^2 = a^2(x^2 - y^2)$. Then test for symmetry with respect to the x -axis, the y -axis, and the origin.
86. **Challenge Problem Limaçon** For nonzero constants a and b , find the intercepts of the graph of

$$(x^2 + y^2 - ax)^2 = b^2(x^2 + y^2)$$

Then test for symmetry with respect to the x -axis, the y -axis, and the origin.

Explaining Concepts: Discussion and Writing

87. (a) Graph $y = \sqrt{x^2}$, $y = x$, $y = |x|$, and $y = (\sqrt{x})^2$, noting which graphs are the same.
 (b) Explain why the graphs of $y = \sqrt{x^2}$ and $y = |x|$ are the same.
 (c) Explain why the graphs of $y = x$ and $y = (\sqrt{x})^2$ are not the same.
 (d) Explain why the graphs of $y = \sqrt{x^2}$ and $y = x$ are not the same.
88. Explain what is meant by a complete graph.
89. Draw a graph of an equation that contains two x -intercepts; at one the graph crosses the x -axis, and at the other the graph touches the x -axis.
90. Make up an equation with the intercepts $(2, 0)$, $(4, 0)$, and $(0, 1)$. Compare your equation with a friend's equation. Comment on any similarities.

91. Draw a graph that contains the points $(-2, -1)$, $(0, 1)$, $(1, 3)$, and $(3, 5)$. Compare your graph with those of other students. Are most of the graphs almost straight lines? How many are "curved"? Discuss the various ways in which these points might be connected.
92. An equation is being tested for symmetry with respect to the x -axis, the y -axis, and the origin. Explain why, if two of these symmetries are present, the remaining one must also be present.
93. Draw a graph that contains the points $(-2, 5)$, $(-1, 3)$, and $(0, 2)$ and is symmetric with respect to the y -axis. Compare your graph with those of other students; comment on any similarities. Can a graph contain these points and be symmetric with respect to the x -axis? the origin? Why or why not?

'Are You Prepared?' Answers

1. $\{-6\}$ 2. $\{-3, 3\}$

1.3 Lines

- OBJECTIVES**
- 1 Calculate and Interpret the Slope of a Line (p. 20)
 - 2 Graph Lines Given a Point and the Slope (p. 23)
 - 3 Find the Equation of a Vertical Line (p. 24)
 - 4 Use the Point-Slope Form of a Line; Identify Horizontal Lines (p. 24)
 - 5 Use the Slope-Intercept Form of a Line (p. 25)
 - 6 Find an Equation of a Line Given Two Points (p. 27)
 - 7 Graph Lines Written in General Form Using Intercepts (p. 27)
 - 8 Find Equations of Parallel Lines (p. 28)
 - 9 Find Equations of Perpendicular Lines (p. 29)

In this section we study a certain type of equation that contains two variables, called a *linear equation*, and its graph, a *line*.

1 Calculate and Interpret the Slope of a Line

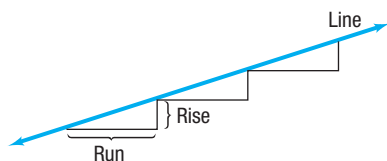


Figure 26

Consider the staircase illustrated in Figure 26. Each step contains exactly the same horizontal **run** and the same vertical **rise**. The ratio of the rise to the run, called the *slope*, is a numerical measure of the steepness of the staircase. For example, if the run is increased and the rise remains the same, the staircase becomes less steep. If the run is kept the same but the rise is increased, the staircase becomes more steep. This important characteristic of a line is best defined using rectangular coordinates.

DEFINITION Slope

Let $P = (x_1, y_1)$ and $Q = (x_2, y_2)$ be two distinct points. If $x_1 \neq x_2$, the **slope m** of the nonvertical line L containing P and Q is defined by the formula

$$m = \frac{y_2 - y_1}{x_2 - x_1} \quad x_1 \neq x_2 \quad (1)$$

If $x_1 = x_2$, then L is a **vertical line** and the slope m of L is **undefined** (since this results in division by 0).

Figure 27(a) illustrates the slope of a nonvertical line; Figure 27(b) illustrates a vertical line.

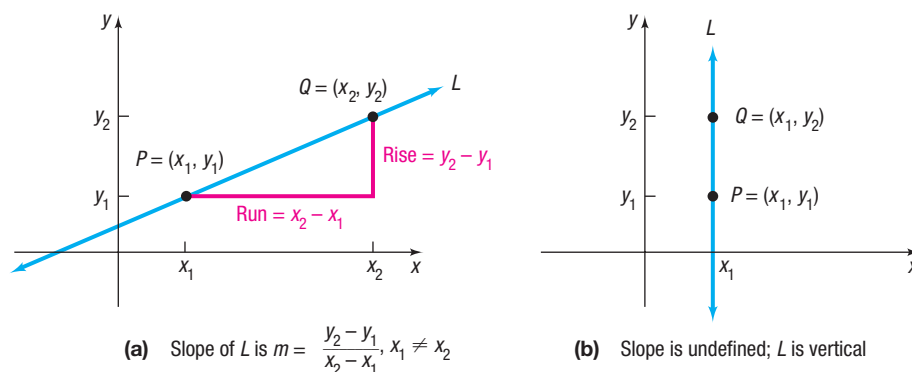


Figure 27

In Words

The symbol Δ is the Greek uppercase letter delta. In mathematics, Δ is read “change in,” so $\frac{\Delta y}{\Delta x}$ is read “change in y divided by change in x .”

As Figure 27(a) illustrates, the slope m of a nonvertical line may be viewed as

$$m = \frac{y_2 - y_1}{x_2 - x_1} = \frac{\text{Rise}}{\text{Run}} \quad \text{or as} \quad m = \frac{y_2 - y_1}{x_2 - x_1} = \frac{\text{Change in } y}{\text{Change in } x} = \frac{\Delta y}{\Delta x}$$

That is, the slope m of a nonvertical line measures the amount y changes when x changes from x_1 to x_2 . The expression $\frac{\Delta y}{\Delta x}$ is called the **average rate of change** of y with respect to x .

Two comments about computing the slope of a nonvertical line may prove helpful:

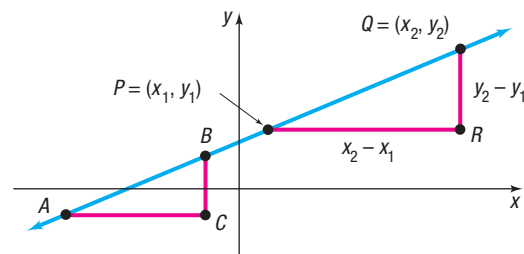
- Any two distinct points on the line can be used to compute the slope of the line. (See Figure 28 for justification.) Since any two distinct points can be used to compute the slope of a line, the average rate of change of a line is always the same number.

Figure 28

Triangles ABC and PQR are similar (equal angles), so ratios of corresponding sides are proportional. Then the slope using P and Q is

$$\frac{y_2 - y_1}{x_2 - x_1} = \frac{d(B, C)}{d(A, C)}$$

which is the slope using A and B .



- The slope of a line may be computed from $P = (x_1, y_1)$ to $Q = (x_2, y_2)$ or from Q to P because

$$\frac{y_2 - y_1}{x_2 - x_1} = \frac{y_1 - y_2}{x_1 - x_2}$$

EXAMPLE 1

Finding and Interpreting the Slope of a Line Given Two Points

The slope m of the line containing the points $(1, 2)$ and $(5, -3)$ may be computed as

$$m = \frac{-3 - 2}{5 - 1} = \frac{-5}{4} = -\frac{5}{4} \quad \text{or as} \quad m = \frac{2 - (-3)}{1 - 5} = \frac{5}{-4} = -\frac{5}{4}$$

For every 4-unit change in x , y will change by -5 units. That is, if x increases by 4 units, then y will decrease by 5 units. The average rate of change of y with respect to x is $-\frac{5}{4}$.

EXAMPLE 2

Finding the Slopes of Various Lines Containing the Same Point (2, 3)

Compute the slopes of the lines L_1 , L_2 , L_3 , and L_4 containing the following pairs of points. Graph all four lines on the same set of coordinate axes.

$$L_1: P = (2, 3) \quad Q_1 = (-1, -2)$$

$$L_2: P = (2, 3) \quad Q_2 = (3, -1)$$

$$L_3: P = (2, 3) \quad Q_3 = (5, 3)$$

$$L_4: P = (2, 3) \quad Q_4 = (2, 5)$$

Solution

Let m_1 , m_2 , m_3 , and m_4 denote the slopes of the lines L_1 , L_2 , L_3 , and L_4 , respectively. Then

$$m_1 = \frac{-2 - 3}{-1 - 2} = \frac{-5}{-3} = \frac{5}{3} \quad \text{A rise of 5 divided by a run of 3}$$

$$m_2 = \frac{-1 - 3}{3 - 2} = \frac{-4}{1} = -4$$

$$m_3 = \frac{3 - 3}{5 - 2} = \frac{0}{3} = 0$$

$$m_4 \text{ is undefined because } x_1 = x_2 = 2$$

The graphs of these lines are in Figure 29.

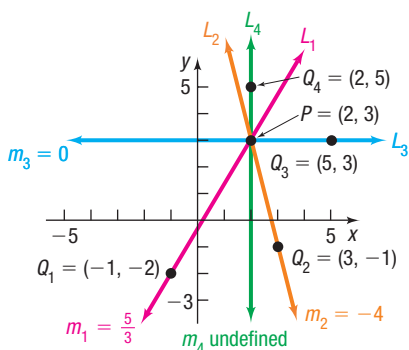


Figure 29

Figure 29 illustrates the following facts:

- When the slope of a line is positive, the line slants upward from left to right (L_1).
- When the slope of a line is negative, the line slants downward from left to right (L_2).
- When the slope is 0, the line is horizontal (L_3).
- When the slope is undefined, the line is vertical (L_4).

Seeing the Concept

On the same screen, graph the following equations:

$$Y_1 = 0 \quad \text{Slope of line is 0.}$$

$$Y_2 = \frac{1}{4}x \quad \text{Slope of line is } \frac{1}{4}.$$

$$Y_3 = \frac{1}{2}x \quad \text{Slope of line is } \frac{1}{2}.$$

$$Y_4 = x \quad \text{Slope of line is 1.}$$

$$Y_5 = 2x \quad \text{Slope of line is 2.}$$

$$Y_6 = 6x \quad \text{Slope of line is 6.}$$

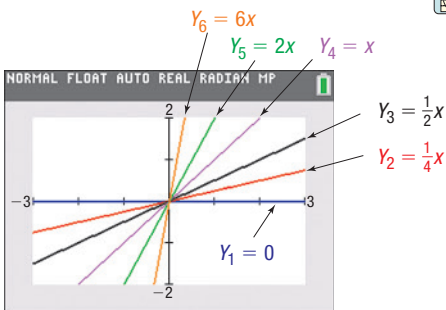


Figure 30

See Figure 30.

Seeing the Concept

On the same screen, graph the following equations:

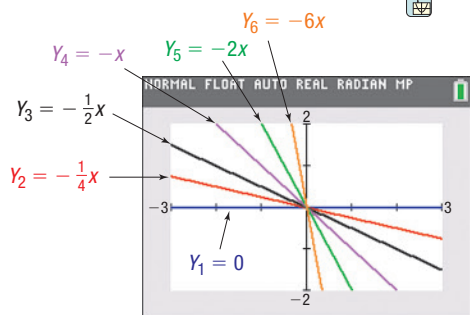


Figure 31

$$\begin{aligned}
 Y_1 &= 0 && \text{Slope of line is } 0. \\
 Y_2 &= -\frac{1}{4}x && \text{Slope of line is } -\frac{1}{4}. \\
 Y_3 &= -\frac{1}{2}x && \text{Slope of line is } -\frac{1}{2}. \\
 Y_4 &= -x && \text{Slope of line is } -1. \\
 Y_5 &= -2x && \text{Slope of line is } -2. \\
 Y_6 &= -6x && \text{Slope of line is } -6.
 \end{aligned}$$

See Figure 31.

Figures 30 and 31 illustrate that the closer the line is to the vertical position, the greater the magnitude of the slope.

2 Graph Lines Given a Point and the Slope

EXAMPLE 3

Graphing a Line Given a Point and a Slope

Draw a graph of the line that contains the point $(3, 2)$ and has a slope of:

(a) $\frac{3}{4}$ (b) $-\frac{4}{5}$

Solution

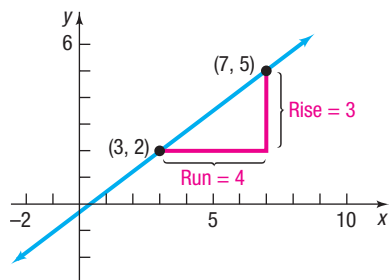


Figure 32

(a) Slope = $\frac{\text{Rise}}{\text{Run}}$. The slope $\frac{3}{4}$ means that for every horizontal change (run) of 4 units to the right, there is a vertical change (rise) of 3 units. Start at the point $(3, 2)$ and move 4 units to the right and 3 units up, arriving at the point $(7, 5)$. Drawing the line through the points $(7, 5)$ and $(3, 2)$ gives the graph. See Figure 32.

(b) A slope of

$$-\frac{4}{5} = \frac{-4}{5} = \frac{\text{Rise}}{\text{Run}}$$

means that for every horizontal change of 5 units to the right, there is a corresponding vertical change of -4 units (a downward movement). Start at the point $(3, 2)$ and move 5 units to the right and then 4 units down, arriving at the point $(8, -2)$. Drawing the line through these points gives the graph. See Figure 33.

Alternatively, consider that

$$-\frac{4}{5} = \frac{4}{-5} = \frac{\text{Rise}}{\text{Run}}$$

so for every horizontal change of -5 units (a movement to the left), there is a corresponding vertical change of 4 units (upward). This approach leads to the point $(-2, 6)$, which is also on the graph of the line in Figure 33.

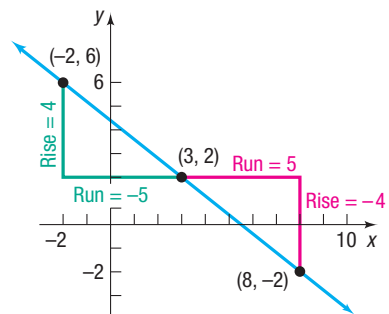


Figure 33

3 Find the Equation of a Vertical Line

EXAMPLE 4

Graphing a Line

Graph the equation: $x = 3$

Solution

To graph $x = 3$, we find all points (x, y) in the plane for which $x = 3$. No matter what y -coordinate is used, the corresponding x -coordinate always equals 3. Consequently, the graph of the equation $x = 3$ is a vertical line with x -intercept 3 and an undefined slope. See Figure 34.

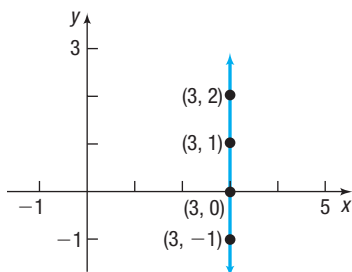


Figure 34 $x = 3$

Example 4 suggests the following result:

THEOREM Equation of a Vertical Line

A vertical line is given by an equation of the form

$$x = a$$

where a is the x -intercept.



COMMENT To graph an equation using most graphing utilities, we need to express the equation in the form $y = \{\text{expression in } x\}$. But $x = 3$ cannot be put in this form. To overcome this, most graphing utilities have special commands for drawing vertical lines. DRAW, LINE, PLOT, and VERT are among the more common ones. Consult your manual to determine the correct methodology for your graphing utility.

4 Use the Point-Slope Form of a Line; Identify Horizontal Lines

Let L be a nonvertical line with slope m that contains the point (x_1, y_1) . See Figure 35. For any other point (x, y) on L , we have

$$m = \frac{y - y_1}{x - x_1} \quad \text{or} \quad y - y_1 = m(x - x_1)$$

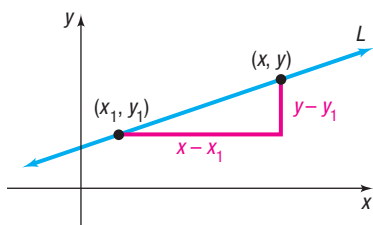
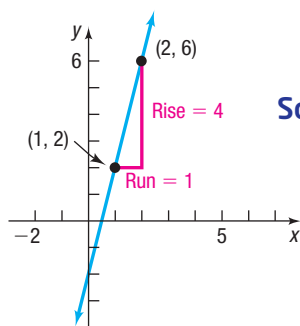


Figure 35

THEOREM Point-Slope Form of an Equation of a Line

An equation of a nonvertical line with slope m that contains the point (x_1, y_1) is

$$y - y_1 = m(x - x_1) \quad (2)$$

EXAMPLE 5**Finding the Point-Slope Form of an Equation of a Line**Figure 36 $y - 2 = 4(x - 1)$ **Solution**

Find the point-slope form of an equation of the line with slope 4, containing the point $(1, 2)$.

An equation of the line with slope 4 that contains the point $(1, 2)$ can be found by using the point-slope form with $m = 4$, $x_1 = 1$, and $y_1 = 2$.

$$y - y_1 = m(x - x_1)$$

$$y - 2 = 4(x - 1) \quad m = 4, x_1 = 1, y_1 = 2$$

See Figure 36 for the graph.

Now Work PROBLEM 33

EXAMPLE 6**Finding the Equation of a Horizontal Line**

Find an equation of the horizontal line containing the point $(3, 2)$.

Solution

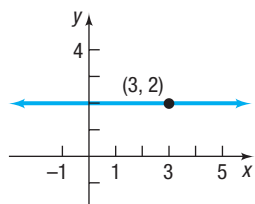
Because all the y -values are equal on a horizontal line, the slope of a horizontal line is 0. To get an equation, use the point-slope form with $m = 0$, $x_1 = 3$, and $y_1 = 2$.

$$y - y_1 = m(x - x_1)$$

$$y - 2 = 0 \cdot (x - 3) \quad m = 0, x_1 = 3, y_1 = 2$$

$$y - 2 = 0$$

$$y = 2$$

Figure 37 $y = 2$

See Figure 37 for the graph.

Example 6 suggests the following result:

THEOREM Equation of a Horizontal Line

A horizontal line is given by an equation of the form

$$y = b$$

where b is the y -intercept.

5 Use the Slope-Intercept Form of a Line

Another useful equation of a line is obtained when the slope m and y -intercept b are known. Then the point $(0, b)$ is on the line. Using the point-slope form, equation (2), we obtain

$$y - b = m(x - 0) \quad \text{or} \quad y = mx + b$$

THEOREM Slope-Intercept Form of an Equation of a Line

An equation of a line with slope m and y -intercept b is

$$y = mx + b \quad (3)$$

For example, if a line has slope 5 and y -intercept 2, we can write the equation in slope-intercept form as

$$y = 5x + 2$$

↑ ↑
slope y -intercept

Now Work PROBLEMS 53 AND 59 (express answer in slope-intercept form)

6 Find the Equation of a Line Given Two Points

EXAMPLE 8

Finding an Equation of a Line Given Two Points

Find an equation of the line containing the points $(2, 3)$ and $(-4, 5)$. Graph the line.

Solution

First compute the slope of the line.

$$m = \frac{5 - 3}{-4 - 2} = \frac{2}{-6} = -\frac{1}{3} \quad m = \frac{y_2 - y_1}{x_2 - x_1}$$

Use the point $(2, 3)$ and the slope $m = -\frac{1}{3}$ to get the point-slope form of the equation of the line.

$$y - 3 = -\frac{1}{3}(x - 2) \quad y - y_1 = m(x - x_1)$$

Continue to get the slope-intercept form.

$$y - 3 = -\frac{1}{3}x + \frac{2}{3}$$

$$y = -\frac{1}{3}x + \frac{11}{3} \quad y = mx + b$$

See Figure 41 for the graph.

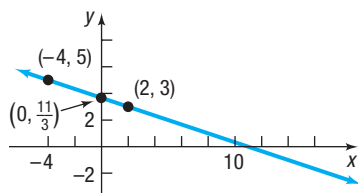


Figure 41 $y = -\frac{1}{3}x + \frac{11}{3}$

In the solution to Example 8, we could have used the other point, $(-4, 5)$, instead of the point $(2, 3)$. The equation that results, when written in slope-intercept form, is the equation that we obtained in the example. (Try it for yourself.)

 **Now Work** PROBLEM 45

7 Graph Lines Written in General Form Using Intercepts

DEFINITION General Form

The equation of a line is in **general form*** when it is written as

$$Ax + By = C \quad (4)$$

where A , B , and C are real numbers and A and B are not both 0.

If $B = 0$ in equation (4), then $A \neq 0$ and the graph of the equation is a vertical line: $x = \frac{C}{A}$.

If $B \neq 0$ in equation (4), then we can solve the equation for y and write the equation in slope-intercept form as we did in Example 7.

One way to graph a line given in general form, equation (4), is to find its intercepts. Remember, the intercepts of the graph of an equation are the points where the graph crosses or touches a coordinate axis.

EXAMPLE 9

Graphing an Equation in General Form Using Its Intercepts

Graph the equation $2x + 4y = 8$ by finding its intercepts.

Solution

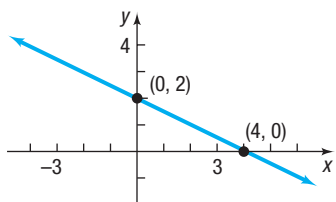
To obtain the x -intercept, let $y = 0$ in the equation and solve for x .

$$\begin{aligned} 2x + 4y &= 8 \\ 2x + 4 \cdot 0 &= 8 && \text{Let } y = 0. \\ 2x &= 8 \\ x &= 4 && \text{Divide both sides by 2.} \end{aligned}$$

The x -intercept is 4, and the point $(4, 0)$ is on the graph of the equation.

(continued)

*Some texts use the term **standard form**.

Figure 42 $2x + 4y = 8$

To obtain the y -intercept, let $x = 0$ in the equation and solve for y .

$$\begin{aligned} 2x + 4y &= 8 \\ 2 \cdot 0 + 4y &= 8 && \text{Let } x = 0. \\ 4y &= 8 \\ y &= 2 && \text{Divide both sides by 4.} \end{aligned}$$

The y -intercept is 2, and the point $(0, 2)$ is on the graph of the equation.

Plot the points $(4, 0)$ and $(0, 2)$ and draw the line through the points. See Figure 42.

Now Work PROBLEM 99

The equation of every line can be written in general form. For example, a vertical line whose equation is

$$x = a$$

can be written in the general form

$$1 \cdot x + 0 \cdot y = a \quad A = 1, B = 0, C = a$$

A horizontal line whose equation is

$$y = b$$

can be written in the general form

$$0 \cdot x + 1 \cdot y = b \quad A = 0, B = 1, C = b$$

Lines that are neither vertical nor horizontal have general equations of the form

$$Ax + By = C \quad A \neq 0 \text{ and } B \neq 0$$

Because the equation of every line can be written in general form, any equation equivalent to equation (4) is called a **linear equation**.

8 Find Equations of Parallel Lines

When two lines (in the plane) do not intersect (that is, they have no points in common), they are **parallel**. Look at Figure 43. We have drawn two parallel lines and have constructed two right triangles by drawing sides parallel to the coordinate axes. The right triangles are similar. (Do you see why? Two angles are equal.) Because the triangles are similar, the ratios of corresponding sides are equal.

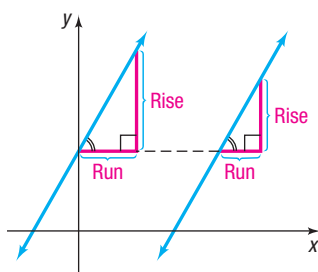


Figure 43 Parallel lines

THEOREM Criteria for Parallel Lines

Two nonvertical lines are parallel if and only if their slopes are equal and they have different y -intercepts.

The use of the phrase “if and only if” in the preceding theorem means that actually two statements are being made, one the converse of the other.

- If two nonvertical lines are parallel, then their slopes are equal and they have different y -intercepts.
- If two nonvertical lines have equal slopes and they have different y -intercepts, then they are parallel.

EXAMPLE 10

Showing That Two Lines Are Parallel

Show that the lines given by the following equations are parallel.

$$L_1: 2x + 3y = 6 \quad L_2: 4x + 6y = 0$$

Solution

To determine whether these lines have equal slopes and different y -intercepts, write each equation in slope-intercept form.

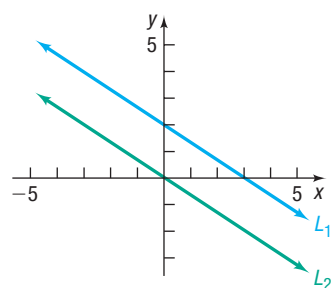


Figure 44 Parallel lines

$$\begin{aligned} L_1: 2x + 3y &= 6 \\ 3y &= -2x + 6 \\ y &= -\frac{2}{3}x + 2 \end{aligned}$$

$$\text{Slope} = -\frac{2}{3}; \text{ y-intercept} = 2$$

$$\begin{aligned} L_2: 4x + 6y &= 0 \\ 6y &= -4x \\ y &= -\frac{2}{3}x \end{aligned}$$

$$\text{Slope} = -\frac{2}{3}; \text{ y-intercept} = 0$$

Because these lines have the same slope, $-\frac{2}{3}$, but different y -intercepts, the lines are parallel. See Figure 44.

EXAMPLE 11**Finding a Line That Is Parallel to a Given Line**

Find an equation for the line that contains the point $(2, -3)$ and is parallel to the line $2x + y = 6$.

Solution

Since the two lines are to be parallel, the slope of the line containing the point $(2, -3)$ equals the slope of the line $2x + y = 6$. Begin by writing the equation of the line $2x + y = 6$ in slope-intercept form.

$$\begin{aligned} 2x + y &= 6 \\ y &= -2x + 6 \end{aligned}$$

The slope is -2 . Since the line containing the point $(2, -3)$ also has slope -2 , use the point-slope form to obtain its equation.

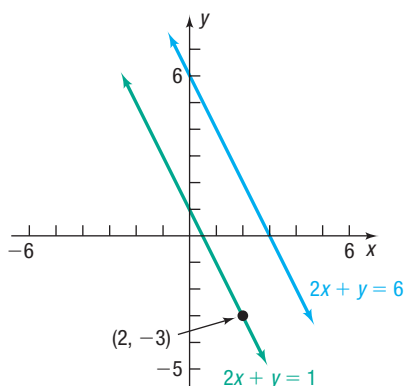


Figure 45

$$y - y_1 = m(x - x_1) \quad \text{Point-slope form}$$

$$y - (-3) = -2(x - 2) \quad m = -2, x_1 = 2, y_1 = -3$$

$$y + 3 = -2x + 4 \quad \text{Simplify.}$$

$$y = -2x + 1 \quad \text{Slope-intercept form}$$

$$2x + y = 1 \quad \text{General form}$$

This line is parallel to the line $2x + y = 6$ and contains the point $(2, -3)$. See Figure 45.

 **Now Work** PROBLEM 67**9 Find Equations of Perpendicular Lines**

When two lines intersect at a right angle (90°), they are **perpendicular**. See Figure 46.

The following result gives a condition, in terms of their slopes, for two lines to be perpendicular.

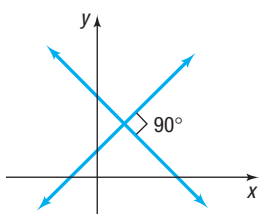


Figure 46 Perpendicular lines

THEOREM Criterion for Perpendicular Lines

Two nonvertical lines are perpendicular if and only if the product of their slopes is -1 .

Here we prove the “only if” part of the statement:

If two nonvertical lines are perpendicular, then the product of their slopes is -1 .

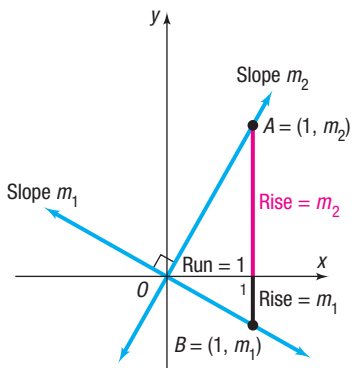


Figure 47

Proof Let m_1 and m_2 denote the slopes of the two lines. There is no loss in generality (that is, neither the angle nor the slopes are affected) if we situate the lines so that they meet at the origin. See Figure 47. The point $A = (1, m_2)$ is on the line having slope m_2 , and the point $B = (1, m_1)$ is on the line having slope m_1 . (Do you see why this must be true?)

Suppose that the lines are perpendicular. Then triangle OAB is a right triangle. As a result of the Pythagorean Theorem, it follows that

$$[d(O, A)]^2 + [d(O, B)]^2 = [d(A, B)]^2 \quad (5)$$

Using the distance formula, the squares of these distances are

$$[d(O, A)]^2 = (1 - 0)^2 + (m_2 - 0)^2 = 1 + m_2^2$$

$$[d(O, B)]^2 = (1 - 0)^2 + (m_1 - 0)^2 = 1 + m_1^2$$

$$[d(A, B)]^2 = (1 - 1)^2 + (m_2 - m_1)^2 = m_2^2 - 2m_1m_2 + m_1^2$$

Using these facts in equation (5), we get

$$(1 + m_2^2) + (1 + m_1^2) = m_2^2 - 2m_1m_2 + m_1^2$$

which, upon simplification, can be written as

$$m_1m_2 = -1$$

If the lines are perpendicular, the product of their slopes is -1 . ■

In Problem 138, you are asked to prove the “if” part of the theorem:

If two nonvertical lines have slopes whose product is -1 , then the lines are perpendicular.

You may find it easier to remember the condition for two nonvertical lines to be perpendicular by observing that the equality $m_1m_2 = -1$ means that m_1 and m_2 are negative reciprocals of each other; that is,

$$m_1 = -\frac{1}{m_2} \quad \text{and} \quad m_2 = -\frac{1}{m_1}$$

EXAMPLE 12

Finding the Slope of a Line Perpendicular to Another Line

If a line has slope $\frac{3}{2}$, any line having slope $-\frac{2}{3}$ is perpendicular to it. ■

EXAMPLE 13

Finding an Equation of a Line Perpendicular to a Given Line

Find an equation of the line that contains the point $(1, -2)$ and is perpendicular to the line $x + 3y = 6$. Graph the two lines.

Solution

First write the equation of the line $x + 3y = 6$ in slope-intercept form to find its slope.

$$x + 3y = 6$$

$$3y = -x + 6 \quad \text{Proceed to solve for } y.$$

$$y = -\frac{1}{3}x + 2 \quad \text{Place in the form } y = mx + b.$$

The slope of the line $x + 3y = 6$ is $-\frac{1}{3}$. Any line perpendicular to this line has slope 3.

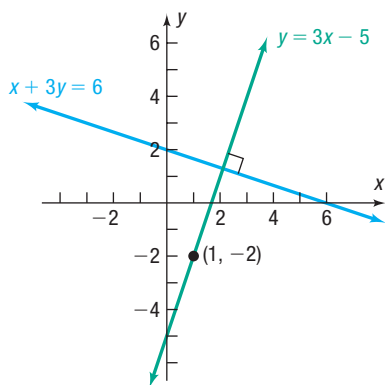


Figure 48

Because the point $(1, -2)$ is on the line with slope 3, use the point-slope form of the equation of a line.


$$\begin{aligned} y - y_1 &= m(x - x_1) && \text{Point-slope form} \\ y - (-2) &= 3(x - 1) && m = 3, x_1 = 1, y_1 = -2 \\ y + 2 &= 3(x - 1) \end{aligned}$$

To obtain other forms of the equation, proceed as follows:

$$\begin{aligned} y + 2 &= 3x - 3 && \text{Simplify.} \\ y &= 3x - 5 && \text{Slope-intercept form} \\ 3x - y &= 5 && \text{General form} \end{aligned}$$

Figure 48 shows the graphs.

 **Now Work** PROBLEM 73

 **WARNING** Be sure to use a square screen when you use a graphing calculator to graph perpendicular lines. Otherwise, the angle between the two lines will appear distorted. A discussion of square screens is given in Section B.5. ■

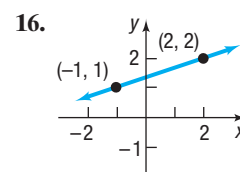
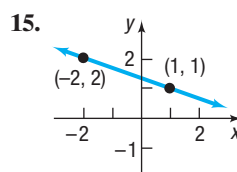
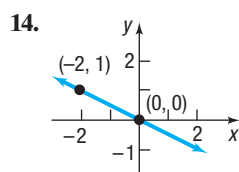
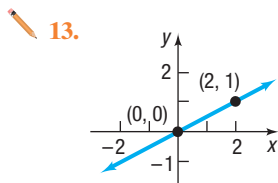
1.3 Assess Your Understanding

Concepts and Vocabulary

- The slope of a vertical line is _____; the slope of a horizontal line is _____.
- For the line $2x + 3y = 6$, the x -intercept is _____ and the y -intercept is _____.
- True or False** The equation $3x + 4y = 6$ is written in general form.
- True or False** The slope of the line $2y = 3x + 5$ is 3.
- True or False** The point $(1, 2)$ is on the line $2x + y = 4$.
- Two nonvertical lines have slopes m_1 and m_2 , respectively. The lines are parallel if _____ and the _____ are unequal; the lines are perpendicular if _____.
- The lines $y = 2x + 3$ and $y = ax + 5$ are parallel if $a =$ _____.
- The lines $y = 2x - 1$ and $y = ax + 2$ are perpendicular if $a =$ _____.
- Multiple Choice** If a line slants downward from left to right, then which of the following describes its slope?
 - positive
 - zero
 - negative
 - undefined
- Multiple Choice** Choose the formula for finding the slope m of a nonvertical line that contains the two distinct points (x_1, y_1) and (x_2, y_2) .
 - $m = \frac{y_2 - x_2}{y_1 - x_1}$ $x_1 \neq y_1$
 - $m = \frac{y_2 - x_1}{x_2 - y_1}$ $y_1 \neq x_2$
 - $m = \frac{x_2 - x_1}{y_2 - y_1}$ $y_1 \neq y_2$
 - $m = \frac{y_2 - y_1}{x_2 - x_1}$ $x_1 \neq x_2$
- Multiple Choice** Choose the correct statement about the graph of the line $y = -3$.
 - The graph is vertical with x -intercept -3 .
 - The graph is horizontal with y -intercept -3 .
 - The graph is vertical with y -intercept -3 .
 - The graph is horizontal with x -intercept -3 .
- Multiple Choice** Choose the point-slope equation of a nonvertical line with slope m that passes through the point (x_1, y_1) .
 - $y + y_1 = mx + x_1$
 - $y - y_1 = mx - x_1$
 - $y + y_1 = m(x + x_1)$
 - $y - y_1 = m(x - x_1)$

Skill Building

In Problems 13–16, (a) find the slope of the line and (b) interpret the slope.



32 CHAPTER 1 Graphs

In Problems 17–24, plot each pair of points and determine the slope of the line containing the points. Graph the line.

17. (2, 3); (4, 0) 18. (4, 2); (3, 4) 19. (-2, 3); (2, 1) 20. (-1, 1); (2, 3)
 21. (-3, -1); (2, -1) 22. (4, 2); (-5, 2) 23. (-1, 2); (-1, -2) 24. (2, 0); (2, 2)

In Problems 25–32, graph the line that contains the point P and has slope m .

25. $P = (1, 2); m = 3$ 26. $P = (2, 1); m = 4$ 27. $P = (2, 4); m = -\frac{3}{4}$ 28. $P = (1, 3); m = -\frac{2}{5}$
 29. $P = (-1, 3); m = 0$ 30. $P = (2, -4); m = 0$ 31. $P = (0, 3)$; slope undefined 32. $P = (-2, 0)$; slope undefined

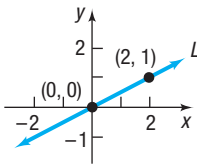
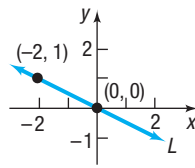
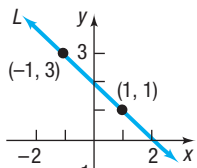
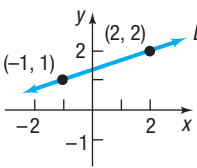
In Problems 33–38, a point on a line and its slope are given. Find the point-slope form of the equation of the line.

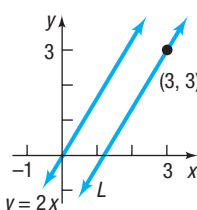
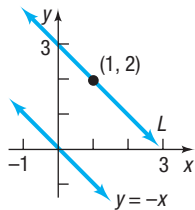
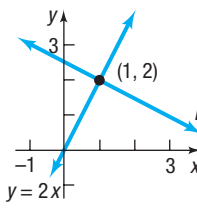
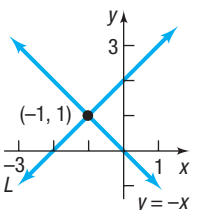
33. $P = (1, 2); m = 3$ 34. $P = (2, 1); m = 4$ 35. $P = (2, 4); m = -\frac{3}{4}$
 36. $P = (1, 3); m = -\frac{2}{5}$ 37. $P = (-1, 3); m = 0$ 38. $P = (2, -4); m = 0$

In Problems 39–44, the slope and a point on a line are given. Use this information to locate three additional points on the line. Answers may vary. [Hint: It is not necessary to find the equation of the line. See Example 3.]

39. Slope 4; point (1, 2) 40. Slope 2; point (-2, 3) 41. Slope $-\frac{3}{2}$; point (2, -4)
 42. Slope $\frac{4}{3}$; point (-3, 2) 43. Slope -2; point (-2, -3) 44. Slope -1; point (4, 1)

In Problems 45–52, find an equation of the line L .

45.  46.  47.  48. 

49.  50.  51.  52. 

L is parallel to $y = 2x$ L is parallel to $y = -x$ L is perpendicular to $y = 2x$ L is perpendicular to $y = -x$

In Problems 53–78, find an equation for the line with the given properties. Express your answer using either the general form or the slope-intercept form of the equation of a line, whichever you prefer.

53. Slope = 3; containing the point (-2, 3) 54. Slope = 2; containing the point (4, -3)
 55. Slope = $\frac{1}{2}$; containing the point (3, 1) 56. Slope = $-\frac{2}{3}$; containing the point (1, -1)
 57. Containing the points (1, 3) and (-1, 2) 58. Containing the points (-3, 4) and (2, 5)
 59. Slope = -3; y-intercept = 3 60. Slope = -2; y-intercept = -2
 61. x-intercept = -4; y-intercept = 4 62. x-intercept = 2; y-intercept = -1
 63. Slope undefined; containing the point (2, 4) 64. Slope undefined; containing the point (3, 8)
 65. Horizontal; containing the point (-3, 2) 66. Vertical; containing the point (4, -5)
 67. Parallel to the line $y = 2x$; containing the point (-1, 2) 68. Parallel to the line $y = -3x$; containing the point (-1, 2)
 69. Parallel to the line $x - 2y = -5$; containing the point (0, 0) 70. Parallel to the line $2x - y = -2$; containing the point (0, 0)
 71. Parallel to the line $x = 5$; containing the point (4, 2) 72. Parallel to the line $y = 5$; containing the point (4, 2)
 73. Perpendicular to the line $y = \frac{1}{2}x + 4$; containing the point (1, -2) 74. Perpendicular to the line $y = 2x - 3$; containing the point (1, -2)

75. Perpendicular to the line $x - 2y = -5$; containing the point $(0, 4)$

77. Perpendicular to the line $x = 8$; containing the point $(3, 4)$

76. Perpendicular to the line $2x + y = 2$; containing the point $(-3, 0)$

78. Perpendicular to the line $y = 8$; containing the point $(3, 4)$

In Problems 79–98, find the slope and y-intercept of each line. Graph the line.

79. $y = 2x + 3$

80. $y = -3x + 4$

81. $\frac{1}{2}y = x - 1$

82. $\frac{1}{3}x + y = 2$

83. $y = \frac{1}{2}x + 2$

84. $y = 2x + \frac{1}{2}$

85. $x + 2y = 4$

86. $-x + 3y = 6$

87. $2x - 3y = 6$

88. $3x + 2y = 6$

89. $x + y = 1$

90. $x - y = 2$

91. $x = -4$

92. $y = -1$

93. $y = 5$

94. $x = 2$

95. $y - x = 0$

96. $x + y = 0$

97. $2y - 3x = 0$

98. $3x + 2y = 0$

In Problems 99–108, (a) find the intercepts of the graph of each equation and (b) graph the equation.

99. $2x + 3y = 6$

100. $3x - 2y = 6$

101. $-4x + 5y = 40$

102. $6x - 4y = 24$

103. $7x + 2y = 21$

104. $5x + 3y = 18$

105. $\frac{1}{2}x + \frac{1}{3}y = 1$

106. $x - \frac{2}{3}y = 4$

107. $0.2x - 0.5y = 1$

108. $-0.3x + 0.4y = 1.2$

109. Find an equation of the x-axis.

110. Find an equation of the y-axis.

In Problems 111–114, the equations of two lines are given. Determine whether the lines are parallel, perpendicular, or neither.

111. $y = 2x - 3$
 $y = 2x + 4$

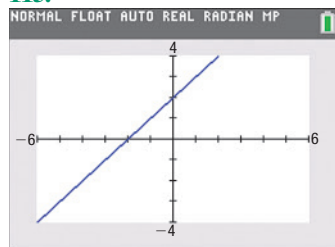
112. $y = \frac{1}{2}x - 3$
 $y = -2x + 4$

113. $y = 4x + 5$
 $y = -4x + 2$

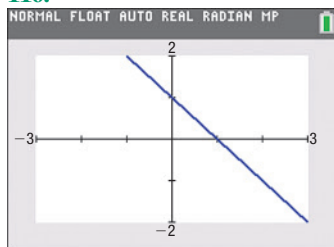
114. $y = -2x + 3$
 $y = -\frac{1}{2}x + 2$

In Problems 115–118, write an equation of each line. Express your answer using either the general form or the slope-intercept form of the equation of a line, whichever you prefer.

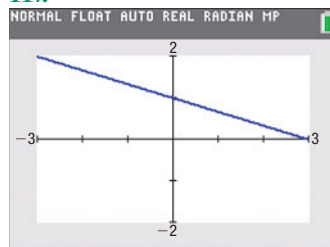
115.



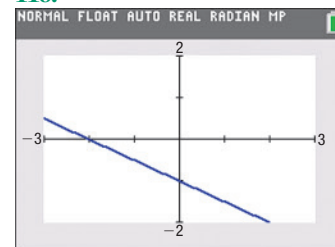
116.



117.



118.



Applications and Extensions

119. **Geometry** Use slopes to show that the triangle whose vertices are $(-2, 5)$, $(1, 3)$, and $(-1, 0)$ is a right triangle.

120. **Geometry** Use slopes to show that the quadrilateral whose vertices are $(1, -1)$, $(4, 1)$, $(2, 2)$, and $(5, 4)$ is a parallelogram.

121. **Geometry** Use slopes to show that the quadrilateral whose vertices are $(-1, 0)$, $(2, 3)$, $(1, -2)$, and $(4, 1)$ is a rectangle.

122. **Geometry** Use slopes and the distance formula to show that the quadrilateral whose vertices are $(0, 0)$, $(1, 3)$, $(4, 2)$, and $(3, -1)$ is a square.

123. **Truck Rentals** A truck rental company rents a moving truck for one day by charging \$39 plus \$0.60 per mile. Write a linear equation that relates the cost C , in dollars, of renting the truck to the number x of miles driven. What is the cost of renting the truck if the truck is driven 110 miles? 230 miles?

124. **Cost Equation** The **fixed costs** of operating a business are the costs incurred regardless of the level of production. Fixed costs include rent, fixed salaries, and costs of leasing machinery. The **variable costs** of operating a business are

the costs that change with the level of output. Variable costs include raw materials, hourly wages, and electricity. Suppose that a manufacturer of jeans has fixed daily costs of \$1200 and variable costs of \$20 for each pair of jeans manufactured. Write a linear equation that relates the daily cost C , in dollars, of manufacturing the jeans to the number x of jeans manufactured. What is the cost of manufacturing 400 pairs of jeans? 740 pairs?

125. **Cost of Driving a Car** The annual fixed costs of owning a small sedan are \$4252, assuming the car is completely paid for. The cost to drive the car is approximately \$0.14 per mile. Write a linear equation that relates the cost C and the number x of miles driven annually.

Source: AAA, 2017

126. **Wages of a Car Salesperson** Dan receives \$525 per week for selling new and used cars. He also receives 5% of the profit on any sales. Write a linear equation that represents Dan's weekly salary S when he has sales that generate a profit of x dollars.

- 127. Electricity Rates in Florida** Florida Power & Light Company supplies electricity to residential customers for a monthly customer charge of \$8.01 plus 8.89 cents per kilowatt hour (kWh) for up to 1000 kilowatt hours.



- Write a linear equation that relates the monthly charge C , in dollars, to the number x of kilowatt hours used in a month, $0 \leq x \leq 1000$.
- Graph this equation.
- What is the monthly charge for using 200 kilowatt hours?
- What is the monthly charge for using 500 kilowatt hours?
- Interpret the slope of the line.

Source: Florida Power & Light Company, March 2018

- 128. Natural Gas Rates in Illinois** Ameren Illinois supplies natural gas to residential customers for a monthly customer charge of \$21.82 plus 64.9 cents per therm of heat energy.

- Write a linear equation that relates the monthly charge C , in dollars, to the number x of therms used in a month.
- What is the monthly charge for using 90 therms?
- What is the monthly charge for using 150 therms?
- Graph the equation.
- Interpret the slope of the line.

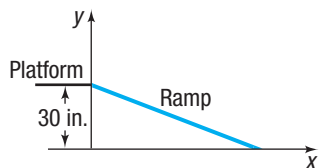
Source: Ameren Illinois, March 2018

- 129. Measuring Temperature** The relationship between Celsius ($^{\circ}\text{C}$) and Fahrenheit ($^{\circ}\text{F}$) degrees of measuring temperature is linear. Find a linear equation relating $^{\circ}\text{C}$ and $^{\circ}\text{F}$ if 0°C corresponds to 32°F and 100°C corresponds to 212°F . Use the equation to find the Celsius measure of 70°F .

- 130. Measuring Temperature** The Kelvin (K) scale for measuring temperature is obtained by adding 273 to the Celsius temperature.

- Write a linear equation relating K and $^{\circ}\text{C}$.
- Write a linear equation relating K and $^{\circ}\text{F}$ (see Problem 129).

- 131. Access Ramp** A wooden access ramp is being built to reach a platform that sits 30 inches above the floor. The ramp drops 2 inches for every 25-inch run.



- Write a linear equation that relates the height y of the ramp above the floor to the horizontal distance x from the platform.

- Find and interpret the x -intercept of the graph of your equation.
- Design requirements stipulate that the maximum run be 30 feet and that the maximum slope be a drop of 1 inch for each 12 inches of run. Will this ramp meet the requirements? Explain.
- What slopes could be used to obtain the 30-inch rise and still meet design requirements?

Source: www.adaptiveaccess.com/wood_ramps.php

- 132. U.S. Advertising Share** A report showed that Internet ads accounted for 19% of all U.S. advertisement spending when print ads (magazines and newspapers) accounted for 26% of the spending. The report further showed that Internet ads accounted for 35% of all advertisement spending when print ads accounted for 16% of the spending.

- Write a linear equation that relates that percent y of print ad spending to the percent x of Internet ad spending.
- Find the intercepts of the graph of your equation.
- Do the intercepts have any meaningful interpretation?
- Predict the percent of print ad spending if Internet ads account for 39% of all advertisement spending in the United States.

Source: Marketing Fact Pack 2018. Ad Age Datacenter, December 18, 2017

- 133. Product Promotion** A cereal company finds that the number of people who will buy one of its products in the first month that the product is introduced is linearly related to the amount of money it spends on advertising. If it spends \$40,000 on advertising, then 100,000 boxes of cereal will be sold, and if it spends \$60,000, then 200,000 boxes will be sold.

- Write a linear equation that relates the amount A spent on advertising to the number x of boxes the company aims to sell.
- How much expenditure on advertising is needed to sell 300,000 boxes of cereal?
- Interpret the slope.

- 134.** The equation $2x - y = C$ defines a **family of lines**, one line for each value of C . On one set of coordinate axes, graph the members of the family when $C = -4$, $C = 0$, and $C = 2$. Can you draw a conclusion from the graph about each member of the family?

- 135. Challenge Problem** Find three numbers a for which the lines $x + 2y = 5$, $2x - 3y + 4 = 0$, and $ax + y = 0$ do not form a triangle.

- 136. Challenge Problem** Show that the line containing the points (a, b) and (b, a) , $a \neq b$, is perpendicular to the line $y = x$. Also show that the midpoint of (a, b) and (b, a) lies on the line $y = x$.

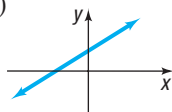
- 137. Challenge Problem** Form a triangle using the points $(0, 0)$, $(a, 0)$, and (b, c) , where $a > 0$, $b > 0$, and $c > 0$. Find the point of intersection of the three lines joining the midpoint of a side of the triangle to the opposite vertex.

- 138. Challenge Problem** Prove that if two nonvertical lines have slopes whose product is -1 , then the lines are perpendicular. [Hint: Refer to Figure 47 and use the converse of the Pythagorean Theorem.]

Explaining Concepts: Discussion and Writing

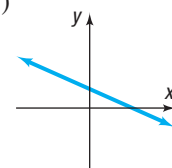
139. Which of the following equations might have the graph shown? (More than one answer is possible.)

- (a) $2x + 3y = 6$ (b) $-2x + 3y = 6$
 (c) $3x - 4y = -12$ (d) $x - y = 1$
 (e) $x - y = -1$ (f) $y = 3x - 5$
 (g) $y = 2x + 3$ (h) $y = -3x + 3$



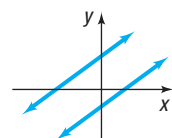
140. Which of the following equations might have the graph shown? (More than one answer is possible.)

- (a) $2x + 3y = 6$ (b) $2x - 3y = 6$
 (c) $3x + 4y = 12$ (d) $x - y = 1$
 (e) $x - y = -1$ (f) $y = -2x - 1$
 (g) $y = -\frac{1}{2}x + 10$ (h) $y = x + 4$



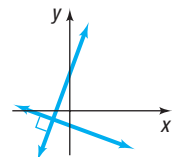
141. The figure shows the graph of two parallel lines. Which of the following pairs of equations might have such a graph?

- (a) $x - 2y = 3$
 $x + 2y = 7$
 (b) $x + y = 2$
 $x + y = -1$
 (c) $x - y = -2$
 $x - y = 1$
 (d) $x - y = -2$
 $2x - 2y = -4$
 (e) $x + 2y = 2$
 $x + 2y = -1$




142. The figure shows the graph of two perpendicular lines. Which of the following pairs of equations might have such a graph?

- (a) $y - 2x = 2$
 $y + 2x = -1$
 (b) $y - 2x = 0$
 $2y + x = 0$
 (c) $2y - x = 2$
 $2y + x = -2$
 (d) $y - 2x = 2$
 $x + 2y = -1$
 (e) $2x + y = -2$
 $2y + x = -2$



143. ***m* is for Slope** The accepted symbol used to denote the slope of a line is the letter *m*. Investigate the origin of this practice. Begin by consulting a French dictionary and looking up the French word *monter*. Write a brief essay on your findings.

144. **Grade of a Road** The term *grade* is used to describe the inclination of a road. How is this term related to the notion of slope of a line? Is a 4% grade very steep? Investigate the grades of some mountainous roads and determine their slopes. Write a brief essay on your findings.



145. **Carpentry** Carpenters use the term *pitch* to describe the steepness of staircases and roofs. How is pitch related to slope? Investigate typical pitches used for stairs and for roofs. Write a brief essay on your findings.

146. Can the equation of every line be written in slope-intercept form? Why?

147. Does every line have exactly one *x*-intercept and one *y*-intercept? Are there any lines that have no intercepts?

148. What can you say about two lines that have equal slopes and equal *y*-intercepts?

149. What can you say about two lines with the same *x*-intercept and the same *y*-intercept? Assume that the *x*-intercept is not 0.

150. If two distinct lines have the same slope but different *x*-intercepts, can they have the same *y*-intercept?

151. If two distinct lines have the same *y*-intercept but different slopes, can they have the same *x*-intercept?

152. Which form of the equation of a line do you prefer to use? Justify your position with an example that shows that your choice is better than another. Have reasons.

153. **What Went Wrong?** A student is asked to find the slope of the line joining $(-3, 2)$ and $(1, -4)$. He states that the slope is $\frac{3}{2}$. Is he correct? If not, what went wrong?

1.4 Circles

PREPARING FOR THIS SECTION Before getting started, review the following:

- Completing the Square (Section A.3, p. A29)
- Square Root Method (Section A.6, p. A48)

 **Now Work** the 'Are You Prepared?' problems on page 39.

OBJECTIVES 1 Write the Standard Form of the Equation of a Circle (p. 36)

2 Graph a Circle (p. 37)

3 Work with the General Form of the Equation of a Circle (p. 38)

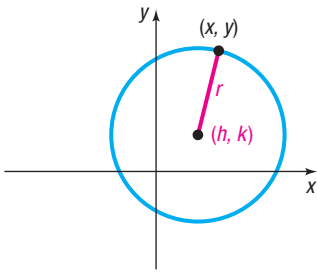


Figure 49
 $(x - h)^2 + (y - k)^2 = r^2$

Need to Review?

The distance formula is discussed in Section 1.1, pp. 3–4.

1 Write the Standard Form of the Equation of a Circle

One advantage of a coordinate system is that it enables us to translate a geometric statement into an algebraic statement, and vice versa. Consider, for example, the following geometric statement that defines a circle.

DEFINITION Circle

A **circle** is a set of points in the xy -plane that are a fixed distance r from a fixed point (h, k) . The fixed distance r is called the **radius**, and the fixed point (h, k) is called the **center** of the circle.

Figure 49 shows the graph of a circle. To find the equation, let (x, y) represent the coordinates of any point on a circle with radius r and center (h, k) . Then the distance between the points (x, y) and (h, k) must always equal r . That is, by the distance formula,

$$\sqrt{(x - h)^2 + (y - k)^2} = r$$

or, equivalently,

$$(x - h)^2 + (y - k)^2 = r^2$$

DEFINITION Standard Form of an Equation of a Circle

The **standard form of an equation of a circle** with radius r and center (h, k) is

$$(x - h)^2 + (y - k)^2 = r^2 \quad (1)$$

THEOREM

The standard form of an equation of a circle of radius r with center at the origin $(0, 0)$ is

$$x^2 + y^2 = r^2$$

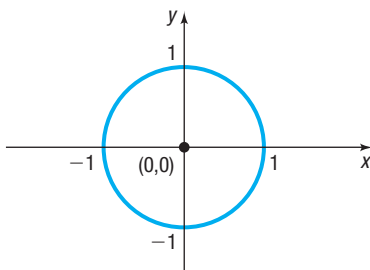


Figure 50
 Unit circle $x^2 + y^2 = 1$

DEFINITION Unit Circle

If the radius $r = 1$, the circle whose center is at the origin is called the **unit circle** and has the equation

$$x^2 + y^2 = 1$$

See Figure 50. Notice that the graph of the unit circle is symmetric with respect to the x -axis, the y -axis, and the origin.

EXAMPLE 1

Writing the Standard Form of the Equation of a Circle

Write the standard form of the equation of the circle with radius 5 and center $(-3, 6)$.

Solution

Substitute the values $r = 5$, $h = -3$, and $k = 6$ into equation (1).

$$\begin{aligned} (x - h)^2 + (y - k)^2 &= r^2 && \text{Equation (1)} \\ [x - (-3)]^2 + (y - 6)^2 &= 5^2 \\ (x + 3)^2 + (y - 6)^2 &= 25 \end{aligned}$$

2 Graph a Circle

EXAMPLE 2

Graphing a Circle

Graph the equation: $(x + 3)^2 + (y - 2)^2 = 16$

Solution

The given equation is in the standard form of an equation of a circle. To graph the circle, compare the equation to equation (1). The comparison gives information about the circle.

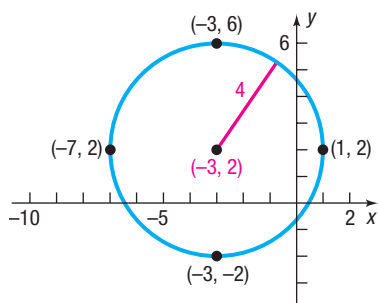


Figure 51 $(x + 3)^2 + (y - 2)^2 = 16$

$$\begin{aligned}(x + 3)^2 + (y - 2)^2 &= 16 \\(x - (-3))^2 + (y - 2)^2 &= 4^2 \\(x - h)^2 + (y - k)^2 &= r^2\end{aligned}$$

We see that $h = -3$, $k = 2$, and $r = 4$. The circle has center $(-3, 2)$ and radius 4. To graph this circle, first plot the center $(-3, 2)$. Since the radius is 4, locate four points on the circle by plotting points 4 units to the left, to the right, up, and down from the center. These four points are then used as guides to obtain the graph. See Figure 51.

 **Now Work** PROBLEMS 27(a) AND (b)

EXAMPLE 3

Finding the Intercepts of a Circle

Find the intercepts, if any, of the graph of the circle $(x + 3)^2 + (y - 2)^2 = 16$.

Solution

This is the equation graphed in Example 2. To find the x -intercepts, if any, let $y = 0$. Then

In Words

The symbol \pm is read “plus or minus.” It means to add and subtract the quantity following the \pm symbol. For example, 5 ± 2 means “ $5 - 2 = 3$ or $5 + 2 = 7$.”

$$(x + 3)^2 + (y - 2)^2 = 16$$

$$(x + 3)^2 + (0 - 2)^2 = 16$$

$$y = 0$$

$$(x + 3)^2 + 4 = 16$$

Simplify.

$$(x + 3)^2 = 12$$

Simplify.

$$x + 3 = \pm\sqrt{12}$$

Use the Square Root Method.

$$x = -3 \pm 2\sqrt{3}$$

Solve for x .

The x -intercepts are $-3 - 2\sqrt{3} \approx -6.46$ and $-3 + 2\sqrt{3} \approx 0.46$.

To find the y -intercepts, if any, let $x = 0$. Then

$$(x + 3)^2 + (y - 2)^2 = 16$$

$$(0 + 3)^2 + (y - 2)^2 = 16$$

$$9 + (y - 2)^2 = 16$$

$$(y - 2)^2 = 7$$

$$y - 2 = \pm\sqrt{7}$$

$$y = 2 \pm \sqrt{7}$$

The y -intercepts are $2 - \sqrt{7} \approx -0.65$ and $2 + \sqrt{7} \approx 4.65$.

Look back at Figure 51 to verify the approximate locations of the intercepts.

 **Now Work** PROBLEM 27(c)

3 Work with the General Form of the Equation of a Circle

If we eliminate the parentheses from the standard form of the equation of the circle given in Example 2, we get

$$\begin{aligned}(x + 3)^2 + (y - 2)^2 &= 16 \\ x^2 + 6x + 9 + y^2 - 4y + 4 &= 16\end{aligned}$$

which simplifies to

$$x^2 + y^2 + 6x - 4y - 3 = 0$$

It can be shown that any equation of the form

$$x^2 + y^2 + ax + by + c = 0$$

has a graph that is a circle, is a point, or has no graph at all. For example, the graph of the equation $x^2 + y^2 = 0$ is the single point $(0, 0)$. The equation $x^2 + y^2 + 5 = 0$, or $x^2 + y^2 = -5$, has no graph, because sums of squares of real numbers are never negative.

DEFINITION General Form of the Equation of a Circle

When its graph is a circle, the equation

$$x^2 + y^2 + ax + by + c = 0$$

is the **general form of the equation of a circle**.

Need to Review?

- Completing the square is discussed in Section A.3, p. A29.

Now Work PROBLEM 15

If an equation of a circle is in general form, we use the method of completing the square to put the equation in standard form so that we can identify its center and radius.

EXAMPLE 4

Graphing a Circle Whose Equation Is in General Form

Graph the equation: $x^2 + y^2 + 4x - 6y + 12 = 0$

Solution

Group the terms involving x , group the terms involving y , and put the constant on the right side of the equation. The result is

$$(x^2 + 4x) + (y^2 - 6y) = -12$$

Next, complete the square of each expression in parentheses. Remember that any number added on the left side of the equation must also be added on the right.

$$(x^2 + 4x + 4) + (y^2 - 6y + 9) = -12 + 4 + 9$$

$$\left(\frac{4}{2}\right)^2 = 4 \qquad \left(\frac{-6}{2}\right)^2 = 9$$

$$(x + 2)^2 + (y - 3)^2 = 1 \quad \text{Factor.}$$

This equation is the standard form of the equation of a circle with radius 1 and center $(-2, 3)$. To graph the equation, use the center $(-2, 3)$ and the radius 1. See Figure 52.

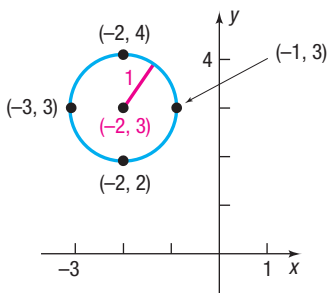


Figure 52 $(x + 2)^2 + (y - 3)^2 = 1$

Now Work PROBLEM 31

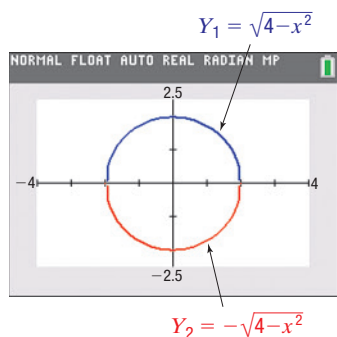
**EXAMPLE 5****Using a Graphing Utility to Graph a Circle**Graph the equation: $x^2 + y^2 = 4$ **Solution**This is the equation of a circle with center at the origin and radius 2. To graph this equation using a graphing utility, begin by solving for y .

$$x^2 + y^2 = 4$$

$$y^2 = 4 - x^2$$

Subtract x^2 from both sides.

$$y = \pm \sqrt{4 - x^2}$$

Use the Square Root Method to solve for y .There are two equations to graph: first graph $Y_1 = \sqrt{4 - x^2}$ and then graph $Y_2 = -\sqrt{4 - x^2}$ on the same square screen. (Your circle will appear oval if you do not use a square screen.*) See Figure 53.**Figure 53** $x^2 + y^2 = 4$ **Overview**

The discussion in Sections 1.3 and 1.4 about lines and circles deals with two problems that can be generalized as follows:

- Given an equation, classify it and graph it.
- Given a graph, or information about a graph, find its equation.

This text deals with both problems. We shall study various equations, classify them, and graph them.

*The square screen ratio for the TI-84 Plus C graphing calculator is 8:5.

1.4 Assess Your Understanding**'Are You Prepared?'** Answers are given at the end of these exercises. If you get a wrong answer, read the pages listed in red.

- To complete the square of $x^2 + 10x$, you would _____ (add/subtract) the number _____. (p. A29)
- Use the Square Root Method to solve the equation $(x - 2)^2 = 9$. (p. A48)

Concepts and Vocabulary

- True or False** Every equation of the form

$$x^2 + y^2 + ax + by + c = 0$$

has a circle as its graph.

- For a circle, the _____ is the distance from the center to any point on the circle.
- True or False** The radius of the circle $x^2 + y^2 = 9$ is 3.
- True or False** The center of the circle

$$(x + 3)^2 + (y - 2)^2 = 13$$

is $(3, -2)$.

- Multiple Choice** Choose the equation of a circle with radius 6 and center $(3, -5)$.

(a) $(x - 3)^2 + (y + 5)^2 = 6$

(b) $(x + 3)^2 + (y - 5)^2 = 36$

(c) $(x + 3)^2 + (y - 5)^2 = 6$

(d) $(x - 3)^2 + (y + 5)^2 = 36$

- Multiple Choice** The equation of a circle can be changed from general form to standard form by doing which of the following?

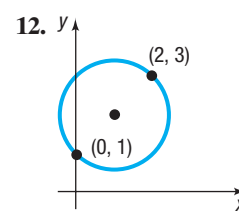
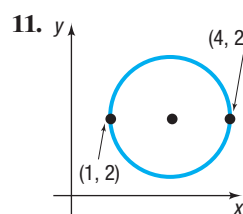
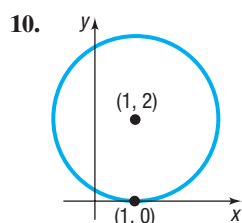
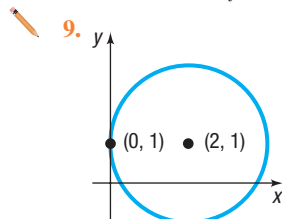
(a) completing the squares

(b) solving for x (c) solving for y

(d) squaring both sides

Skill Building

In Problems 9–12, find the center and radius of each circle. Write the standard form of the equation.



In Problems 13–24, write the standard form of the equation and the general form of the equation of each circle of radius r and center (h, k) . Graph each circle.

13. $r = 2$; $(h, k) = (0, 0)$ 14. $r = 3$; $(h, k) = (0, 0)$ 15. $r = 2$; $(h, k) = (0, 2)$ 16. $r = 3$; $(h, k) = (1, 0)$
 17. $r = 5$; $(h, k) = (4, -3)$ 18. $r = 4$; $(h, k) = (2, -3)$ 19. $r = 4$; $(h, k) = (-2, 1)$ 20. $r = 7$; $(h, k) = (-5, -2)$
 21. $r = \frac{1}{2}$; $(h, k) = \left(\frac{1}{2}, 0\right)$ 22. $r = \frac{1}{2}$; $(h, k) = \left(0, -\frac{1}{2}\right)$ 23. $r = \sqrt{13}$; $(h, k) = (5, -1)$ 24. $r = 2\sqrt{5}$; $(h, k) = (-3, 2)$

In Problems 25–38, (a) find the center (h, k) and radius r of each circle; (b) graph each circle; (c) find the intercepts, if any.

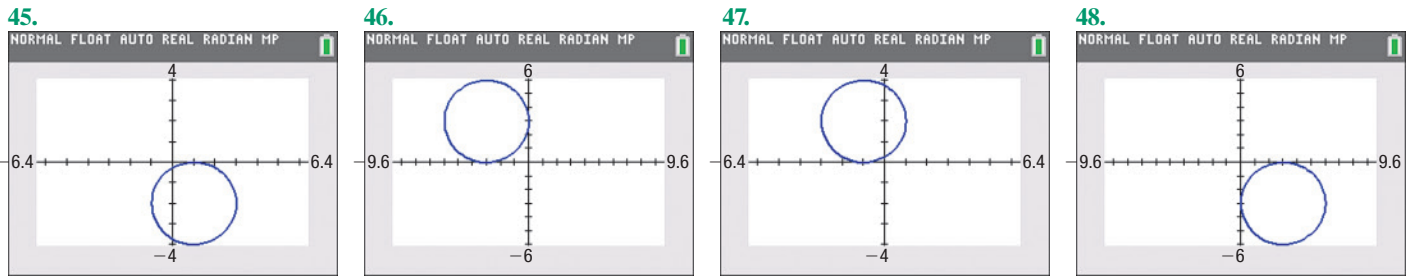
25. $x^2 + y^2 = 4$ 26. $x^2 + (y - 1)^2 = 1$ 27. $2(x - 3)^2 + 2y^2 = 8$
 28. $3(x + 1)^2 + 3(y - 1)^2 = 6$ 29. $x^2 + y^2 - 2x - 4y - 4 = 0$ 30. $x^2 + y^2 + 4x + 2y - 20 = 0$
 31. $x^2 + y^2 + 4x - 4y - 1 = 0$ 32. $x^2 + y^2 - 6x + 2y + 9 = 0$ 33. $x^2 + y^2 - x + 2y + 1 = 0$
 34. $x^2 + y^2 + x + y - \frac{1}{2} = 0$ 35. $2x^2 + 2y^2 - 12x + 8y - 24 = 0$ 36. $2x^2 + 2y^2 + 8x + 7 = 0$
 37. $2x^2 + 8x + 2y^2 = 0$ 38. $3x^2 + 3y^2 - 12y = 0$

In Problems 39–44, find the standard form of the equation of each circle.

39. Center at the origin and containing the point $(-2, 3)$ 40. Center $(1, 0)$ and containing the point $(-3, 2)$
 41. With endpoints of a diameter at $(1, 4)$ and $(-3, 2)$ 42. With endpoints of a diameter at $(4, 3)$ and $(0, 1)$
 43. Center $(2, -4)$ and circumference 16π 44. Center $(-5, 6)$ and area 49π

In Problems 45–48, match each graph with the correct equation.

- (a) $(x - 3)^2 + (y + 3)^2 = 9$ (b) $(x + 1)^2 + (y - 2)^2 = 4$ (c) $(x - 1)^2 + (y + 2)^2 = 4$ (d) $(x + 3)^2 + (y - 3)^2 = 9$



Applications and Extensions

49. Find an equation of the line containing the centers of the two circles

$$(x - 4)^2 + (y + 2)^2 = 25$$

and

$$(x + 1)^2 + (y - 5)^2 = 16$$

50. Find an equation of the line containing the centers of the two circles

$$x^2 + y^2 - 4x + 6y + 4 = 0$$

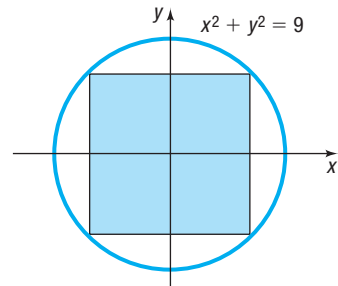
and

$$x^2 + y^2 + 6x + 4y + 9 = 0$$

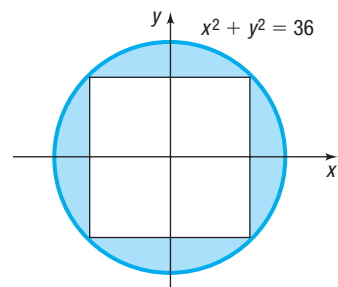
51. If a circle of radius 2 rolls along the x -axis in quadrants I and II, what is an equation for the path of the center of the circle?

52. A circle of radius 7 rolls along the y -axis in quadrants I and IV. Find an equation for the path of the center of the circle.

53. Find the area of the square in the figure.



54. Find the area of the blue shaded region in the figure, assuming the quadrilateral inside the circle is a square.



55. Ferris Wheel The original Ferris wheel was built in 1893 by Pittsburgh, Pennsylvania bridge builder George W. Ferris. The Ferris wheel was originally built for the 1893 World's Fair in Chicago, but it was also later reconstructed for the 1904 World's Fair in St. Louis. It had a maximum height of 264 feet and a wheel diameter of 250 feet. Find an equation for the wheel if the center of the wheel is on the y -axis.

Source: guinnessworldrecords.com

56. Ferris Wheel The High Roller observation wheel in Las Vegas has a maximum height of 550 feet and a diameter of 520 feet, with one full rotation taking approximately 30 minutes. Find an equation for the wheel if the center of the wheel is on the y -axis.

Source: Las Vegas Review Journal



57. Vertically Circular Building

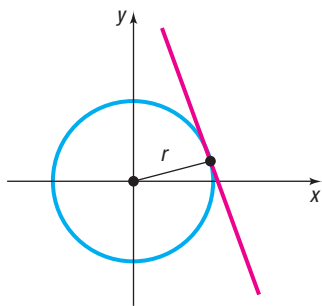
Located in Al Raha, Abu Dhabi, the headquarters of property developing company Aldar is a vertically circular building with a diameter of 121 meters. The tip of the building is 110 meters aboveground. Find an equation for the building's outline if the center of the building is on the y -axis.



58. Vertically Circular Building The Sunrise Kempinski Hotel in Beijing, China, is a vertically circular building whose outline is described by the equation $x^2 + y^2 - 78y - 1843 = 0$ if the center of the building is on the y -axis. If x and y are in meters, what is the height of the building?

Problems 59–66 require the following discussion.

△ The **tangent line** to a circle may be defined as the line that intersects the circle in a single point, called the **point of tangency**. See the figure.



In Problems 59–62, find the standard form of the equation of each circle. (Refer to the preceding discussion).

59. Center $(2, 3)$ and tangent to the x -axis

60. Center $(-3, 1)$ and tangent to the y -axis

61. Center $(-1, 3)$ and tangent to the line $y = 2$

62. Center $(4, -2)$ and tangent to the line $x = 1$

63. Challenge Problem If the equation of a circle is $x^2 + y^2 = r^2$ and the equation of a tangent line is $y = mx + b$, show that:

(a) $r^2(1 + m^2) = b^2$

[Hint: The quadratic equation $x^2 + (mx + b)^2 = r^2$ has exactly one solution.]

(b) The point of tangency is $\left(\frac{-r^2m}{b}, \frac{r^2}{b}\right)$.

(c) The tangent line is perpendicular to the line containing the center of the circle and the point of tangency.

64. Challenge Problem Refer to Problem 63.

The line $x - 2y + 4 = 0$ is tangent to a circle at $(0, 2)$. The line $y = 2x - 7$ is tangent to the same circle at $(3, -1)$. Find the center of the circle.

65. Challenge Problem The Greek Method The Greek method for finding the equation of the tangent line to a circle uses the fact that at any point on a circle, the line containing the center and the tangent line are perpendicular. Use this method to find an equation of the tangent line to the circle $x^2 + y^2 = 9$ at the point $(1, 2\sqrt{2})$.

66. Challenge Problem Use the Greek method described in Problem 65 to find an equation of the tangent line to the circle

$$x^2 + y^2 - 4x + 6y + 4 = 0$$

at the point $(3, 2\sqrt{2} - 3)$.

67. Challenge Problem If (x_1, y_1) and (x_2, y_2) are the endpoints of a diameter of a circle, show that an equation of the circle is

$$(x - x_1)(x - x_2) + (y - y_1)(y - y_2) = 0$$

68. Challenge Problem If $x^2 + y^2 + dx + ey + f = 0$ is the equation of a circle, show that

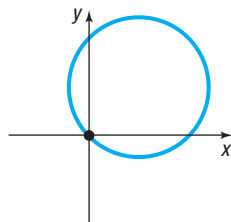
$$x_0x + y_0y + d\left(\frac{x + x_0}{2}\right) + e\left(\frac{y + y_0}{2}\right) + f = 0$$

is an equation of the tangent line to the circle at the point (x_0, y_0) .

Explaining Concepts: Discussion and Writing

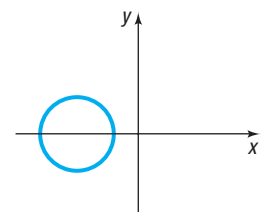
69. Which of the following equations might have the graph shown? (More than one answer is possible.)

- (a) $(x - 2)^2 + (y + 3)^2 = 13$
- (b) $(x - 2)^2 + (y - 2)^2 = 8$
- (c) $(x - 2)^2 + (y - 3)^2 = 13$
- (d) $(x + 2)^2 + (y - 2)^2 = 8$
- (e) $x^2 + y^2 - 4x - 9y = 0$
- (f) $x^2 + y^2 + 4x - 2y = 0$
- (g) $x^2 + y^2 - 9x - 4y = 0$
- (h) $x^2 + y^2 - 4x - 4y = 4$



70. Which of the following equations might have the graph shown? (More than one answer is possible.)

- (a) $(x - 2)^2 + y^2 = 3$
- (b) $(x + 2)^2 + y^2 = 3$
- (c) $x^2 + (y - 2)^2 = 3$
- (d) $(x + 2)^2 + y^2 = 4$
- (e) $x^2 + y^2 + 10x + 16 = 0$
- (f) $x^2 + y^2 + 10x - 2y = 1$
- (g) $x^2 + y^2 + 9x + 10 = 0$
- (h) $x^2 + y^2 - 9x - 10 = 0$



71. Explain how the center and radius of a circle can be used to graph the circle.
72. **What Went Wrong?** A student stated that the center and radius of the graph whose equation is $(x + 3)^2 + (y - 2)^2 = 16$ are $(3, -2)$ and 4, respectively. Why is this incorrect?

'Are You Prepared?' Answers

1. add; 25 2. $\{-1, 5\}$

Chapter Review

Things to Know

Formulas

Distance formula (p. 3)

$$d = \sqrt{(x_2 - x_1)^2 + (y_2 - y_1)^2}$$

Midpoint formula (p. 6)

$$(x, y) = \left(\frac{x_1 + x_2}{2}, \frac{y_1 + y_2}{2} \right)$$

Slope of a line (p. 20)

$$m = \frac{y_2 - y_1}{x_2 - x_1} \text{ if } x_1 \neq x_2; \text{ undefined if } x_1 = x_2$$

Parallel lines (p. 28)

Equal slopes ($m_1 = m_2$) and different y -intercepts ($b_1 \neq b_2$)

Perpendicular lines (p. 29)

Product of slopes is -1 ($m_1 \cdot m_2 = -1$)

Equations of Lines and Circles

Vertical line (p. 24)

$x = a$; a is the x -intercept

Point-slope form of the equation of a line (p. 24)

$y - y_1 = m(x - x_1)$; m is the slope of the line,
 (x_1, y_1) is a point on the line

Horizontal line (p. 25)

$y = b$; b is the y -intercept

Slope-intercept form of the equation of a line (p. 25)

$y = mx + b$; m is the slope of the line, b is the y -intercept

General form of the equation of a line (p. 27)

$Ax + By = C$; A, B not both 0

Standard form of the equation of a circle (p. 36)

$(x - h)^2 + (y - k)^2 = r^2$; r is the radius of the circle,
 (h, k) is the center of the circle

Equation of the unit circle (p. 36)

$$x^2 + y^2 = 1$$

General form of the equation of a circle (p. 38)

$$x^2 + y^2 + ax + by + c = 0$$

Objectives

Section	You should be able to . . .	Examples	Review Exercises
1.1	1 Use the distance formula (p. 3)	1–3	1(a)–3(a), 29, 30(a), 31
	2 Use the midpoint formula (p. 5)	4	1(b)–3(b), 31
1.2	1 Graph equations by plotting points (p. 10)	1–3	4
	2 Find intercepts from a graph (p. 12)	4	5
	3 Find intercepts from an equation (p. 12)	5	6–10
	4 Test an equation for symmetry with respect to the x -axis, the y -axis, and the origin (p. 13)	6–10	6–10
	5 Know how to graph key equations (p. 15)	11–13	26, 27

Section	You should be able to . . .	Examples	Review Exercises
1.3	1 Calculate and interpret the slope of a line (p. 20)	1, 2	1(c)–3(c), 1(d)–3(d), 32
	2 Graph lines given a point and the slope (p. 23)	3	28
	3 Find the equation of a vertical line (p. 24)	4	17
	4 Use the point-slope form of a line; identify horizontal lines (p. 24)	5, 6	16
	5 Use the slope-intercept form of a line (p. 25)	7	16, 18–23
	6 Find an equation of a line given two points (p. 27)	8	18, 19
	7 Graph lines written in general form using intercepts (p. 27)	9	24, 25
	8 Find equations of parallel lines (p. 28)	10, 11	20
	9 Find equations of perpendicular lines (p. 29)	12, 13	21, 30(b)
1.4	1 Write the standard form of the equation of a circle (p. 36)	1	11, 12, 31
	2 Graph a circle (p. 37)	2, 3, 5	13–15
	3 Work with the general form of the equation of a circle (p. 38)	4	14, 15

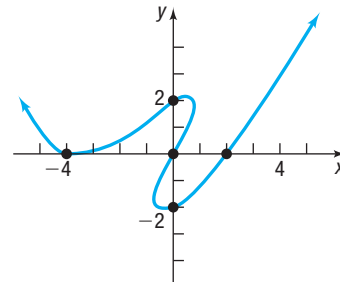
Review Exercises

In Problems 1–3, find the following for each pair of points:

- The distance between the points
- The midpoint of the line segment connecting the points
- The slope of the line containing the points
- Interpret the slope found in part (c)

- $(0, 0)$; $(4, 2)$
- $(1, -1)$; $(-2, 3)$
- $(4, -4)$; $(4, 8)$
- Graph $y = x^2 + 4$ by plotting points.

5. List the intercepts of the graph below.



In Problems 6–10, list the intercepts and test for symmetry with respect to the x -axis, the y -axis, and the origin.

- $2x = 3y^2$
- $x^2 + 4y^2 = 16$
- $y = x^4 + 2x^2 + 1$
- $y = x^3 - x$
- $x^2 + x + y^2 + 2y = 0$

In Problems 11 and 12, find the standard form of the equation of the circle whose center and radius are given.

- $(h, k) = (-2, 3)$; $r = 4$
- $(h, k) = (-1, -2)$; $r = 1$

In Problems 13–15, find the center and radius of each circle. Graph each circle. Find the intercepts, if any, of each circle.

- $x^2 + (y - 1)^2 = 4$
- $x^2 + y^2 - 2x + 4y - 4 = 0$
- $3x^2 + 3y^2 - 6x + 12y = 0$

In Problems 16–21, find an equation of the line having the given characteristics. Express your answer using either the general form or the slope-intercept form of the equation of a line, whichever you prefer.

- Slope = -2 ; containing the point $(3, -1)$
- y -intercept = -2 ; containing the point $(5, -3)$
- Parallel to the line $2x - 3y = -4$; containing the point $(-5, 3)$
- Vertical; containing the point $(-3, 4)$
- Containing the points $(3, -4)$ and $(2, 1)$
- Perpendicular to the line $x + y = 2$; containing the point $(4, -3)$

In Problems 22 and 23, find the slope and y-intercept of each line. Graph the line, labeling any intercepts.

22. $4x - 5y = -20$ 23. $\frac{1}{2}x - \frac{1}{3}y = -\frac{1}{6}$

In Problems 24 and 25, find the intercepts and graph each line.

24. $2x - 3y = 12$ 25. $\frac{1}{2}x + \frac{1}{3}y = 2$

26. Graph $y = x^3$. 27. Graph $y = \sqrt{x}$.

28. Graph the line with slope $\frac{2}{3}$ containing the point $(1, 2)$.

29. Show that the points $A = (3, 4)$, $B = (1, 1)$, and $C = (-2, 3)$ are the vertices of an isosceles triangle.

30. Show that the points $A = (-2, 0)$, $B = (-4, 4)$, and $C = (8, 5)$ are the vertices of a right triangle in two ways:

(a) By using the converse of the Pythagorean Theorem

(b) By using the slopes of the lines joining the vertices

31. The endpoints of the diameter of a circle are $(-3, 2)$ and $(5, -6)$. Find the center and radius of the circle. Write the standard equation of this circle.

32. Show that the points $A = (2, 5)$, $B = (6, 1)$, and $C = (8, -1)$ lie on a line by using slopes.

Chapter Test

CHAPTER Test Prep VIDEOS

The Chapter Test Prep Videos include step-by-step solutions to all chapter test exercises. These videos are available in MyLab™ Math, or on this text's YouTube Channel. Refer to the Preface for a link to the YouTube channel.

In Problems 1–3, use $P_1 = (-1, 3)$ and $P_2 = (5, -1)$.

- Find the distance from P_1 to P_2 .
- Find the midpoint of the line segment joining P_1 and P_2 .
- (a) Find the slope of the line containing P_1 and P_2 .
(b) Interpret this slope.
- Graph $y = x^2 - 9$ by plotting points.
- Graph $y^2 = x$.
- List the intercepts and test for symmetry: $x^2 + y = 9$
- Write the slope-intercept form of the line with slope -2 containing the point $(3, -4)$. Graph the line.

8. Write the general form of the circle with center $(4, -3)$ and radius 5.

9. Find the center and radius of the circle

$$x^2 + y^2 + 4x - 2y - 4 = 0$$

Graph this circle.

10. For the line $2x + 3y = 6$, find a line parallel to the given line containing the point $(1, -1)$. Also find a line perpendicular to the given line containing the point $(0, 3)$.

Chapter Project

Internet-based Project

- I. **Determining the Selling Price of a Home** Determining how much to pay for a home is one of the more difficult decisions that must be made when purchasing a home. There are many factors that play a role in a home's value. Location, size, number of bedrooms, number of bathrooms, lot size, and building materials are just a few. Fortunately, the website Zillow.com has developed its own formula for predicting the selling price of a home. This information is a great tool for predicting the actual sale price. For example, the data to the right show the “zestimate”—the selling price of a home as predicted by the folks at Zillow—and the actual selling price of the home, for homes in Oak Park, Illinois.

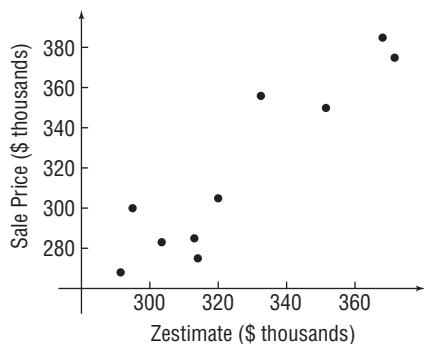


Zestimate (\$ thousands)	Sale Price (\$ thousands)
291.5	268
320	305
371.5	375
303.5	283
351.5	350
314	275
332.5	356
295	300
313	285
368	385

The graph below, called a scatter plot, shows the points

$(291.5, 268)$, $(320, 305)$, \dots , $(368, 385)$

in a Cartesian plane. From the graph, it appears that the data follow a linear relation.



1. Imagine drawing a line through the data that appears to fit the data well. Do you believe the slope of the line would be positive, negative, or close to zero? Why?

2. Pick two points from the scatter plot. Treat the zestimate as the value of x , and treat the sale price as the corresponding value of y . Find the equation of the line through the two points you selected.
3. Interpret the slope of the line.
4. Use your equation to predict the selling price of a home whose zestimate is \$335,000.
5. Do you believe it would be a good idea to use the equation you found in part 2 if the zestimate were \$950,000? Why or why not?
6. Choose a location in which you would like to live. Go to zillow.com and randomly select at least ten homes that have recently sold.
 - (a) Draw a scatter plot of your data.
 - (b) Select two points from the scatter plot and find the equation of the line through the points.
 - (c) Interpret the slope.
 - (d) Find a home from the Zillow website that interests you under the "Make Me Move" option for which a zestimate is available. Use your equation to predict the sale price based on the zestimate.


2

Functions and Their Graphs



Choosing a Data Plan

When selecting a data plan for a device, most consumers choose a service provider first and then select an appropriate data plan from that provider. The choice as to the type of plan selected depends on your use of the device. For example, is online gaming important? Do you want to stream audio or video? The mathematics learned in this chapter can help you decide what plan is best suited to your particular needs.

 — See the Internet-based Chapter Project—

Outline

- 2.1 Functions
- 2.2 The Graph of a Function
- 2.3 Properties of Functions
- 2.4 Library of Functions;
Piecewise-defined Functions
- 2.5 Graphing Techniques:
Transformations
- 2.6 Mathematical Models:
Building Functions
Chapter Review
Chapter Test
Cumulative Review
Chapter Projects

← A Look Back

So far, our discussion has focused on techniques for graphing equations containing two variables.

A Look Ahead →

In this chapter, we look at a special type of equation involving two variables called a *function*. This chapter deals with what a function is, how to graph functions, properties of functions, and how functions are used in applications. The word *function* apparently was introduced by René Descartes in 1637. For him, a function was simply any positive integral power of a variable x . Gottfried Wilhelm Leibniz (1646–1716), who always emphasized the geometric side of mathematics, used the word *function* to denote any quantity associated with a curve, such as the coordinates of a point on the curve. Leonhard Euler (1707–1783) used the word to mean any equation or formula involving variables and constants. His idea of a function is similar to the one most often seen in courses that precede calculus. Later, the use of functions in investigating heat flow equations led to a very broad definition that originated with Lejeune Dirichlet (1805–1859), which describes a function as a correspondence between two sets. That is the definition used in this text.

2.1 Functions

PREPARING FOR THIS SECTION Before getting started, review the following:

- Intervals (Section A.9, pp. A72–A74)
- Solving Inequalities (Section A.9, pp. A76–A78)
- Evaluating Algebraic Expressions, Domain of a Variable (Section A.1, pp. A6–A7)
- Rationalizing Denominators and Numerators (Section A.10, pp. A85–A86)

 **Now Work** the 'Are You Prepared?' problems on page 59.

- OBJECTIVES**
- 1 Describe a Relation (p. 47)
 - 2 Determine Whether a Relation Represents a Function (p. 49)
 - 3 Use Function Notation; Find the Value of a Function (p. 51)
 - 4 Find the Difference Quotient of a Function (p. 54)
 - 5 Find the Domain of a Function Defined by an Equation (p. 55)
 - 6 Form the Sum, Difference, Product, and Quotient of Two Functions (p. 57)

1 Describe a Relation

Often there are situations where one variable is somehow linked to another variable. For example, the price of a gallon of gas is linked to the price of a barrel of oil. A person can be associated to her telephone number(s). The volume V of a sphere depends on its radius R . The force F exerted by an object corresponds to its acceleration a . These are examples of a *relation*, a correspondence between two sets called the *domain* and the *range*.

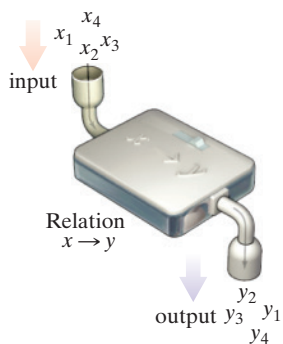


Figure 1

DEFINITION Relation

A **relation** is a correspondence between two sets: a set X , called the **domain**, and a set Y , called the **range**. In a relation, each element from the domain corresponds to at least one element from the range.

If x is an element of the domain and y is an element of the range, and if a relation exists from x to y , then we say that y **corresponds** to x or that y **depends on** x , and we write $x \rightarrow y$. It is often helpful to think of x as the **input** and y as the **output** of the relation. See Figure 1.

Suppose an astronaut standing on the Moon throws a rock 20 meters up and starts a stopwatch as the rock begins to fall back down. The astronaut measures the height of the rock at 1, 2, 2.5, 3, 4, and 5 seconds and obtains heights of 19.2, 16.8, 15, 12.8, 7.2, and 0 meters, respectively. This is an example of a relation expressed **verbally**. The domain of the relation is the set $\{0, 1, 2, 2.5, 3, 4, 5\}$ and the range of the relation is the set $\{20, 19.2, 16.8, 15, 12.8, 7.2, 0\}$.

The astronaut could also express this relation *numerically*, *graphically*, or *algebraically*.

The relation can be expressed **numerically** using a table of numbers, as in Table 1, or by using a **set of ordered pairs**. Using ordered pairs, the relation is

$$\{(0, 20), (1, 19.2), (2, 16.8), (2.5, 15), (3, 12.8), (4, 7.2), (5, 0)\}$$

where the first element of each pair denotes the time and the second element denotes the height.

Suppose x represents the number of seconds on the stopwatch and y represents the height of the rock in meters. Then the relation can be expressed **graphically** by plotting the points (x, y) . See Figure 2 on the next page.

The relation can be represented as a **mapping** by drawing an arrow from an element in the domain to the corresponding element in the range. See Figure 3 on the next page.

Table 1

Time (in seconds)	Height (in meters)
0	20
1	19.2
2	16.8
2.5	15
3	12.8
4	7.2
5	0

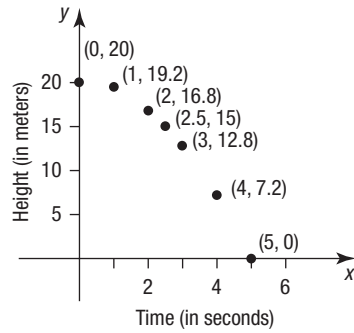


Figure 2

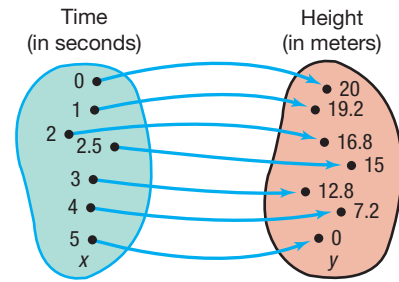


Figure 3

Finally, from physics, the relation can be expressed **algebraically** using the equation

$$y = 20 - 0.8x^2$$

EXAMPLE 1

Describing a Relation

A verbal description of a relation is given below.

The price of First Class U.S. postage stamps has changed over the years. To mail a letter in 2015 cost \$0.49. In 2016 it cost \$0.49 for part of the year and \$0.47 for the rest of the year. In 2017 it cost \$0.47 for part of the year and \$0.49 for the rest of the year. In 2018 it cost \$0.49 for part of the year and \$0.50 for the rest of the year.

Using year as input and price as output,

- (a) What is the domain and the range of the relation?
- (b) Express the relation as a set of ordered pairs.
- (c) Express the relation as a mapping.
- (d) Express the relation as a graph.

Solution

The relation establishes a correspondence between the input, year, and the output, price of a First Class U.S. postage stamp.

- (a) The domain of the relation is $\{2015, 2016, 2017, 2018\}$. The range of the relation is $\{\$0.47, \$0.49, \$0.50\}$.
- (b) The relation expressed as a set of ordered pairs is $\{(2015, \$0.49), (2016, \$0.47), (2016, \$0.49), (2017, \$0.47), (2017, \$0.49), (2018, \$0.49), (2018, \$0.50)\}$
- (c) See Figure 4 for the relation expressed as a mapping, using t for year and p for price.
- (d) Figure 5 shows a graph of the relation.

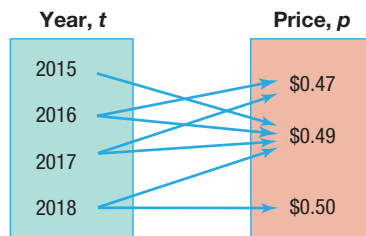


Figure 4 First Class stamp price

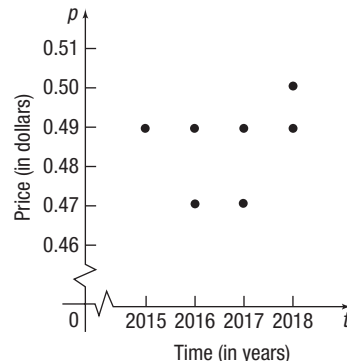


Figure 5 First Class stamp price (2015–2018)

2 Determine Whether a Relation Represents a Function

Look back at the relation involving the height of a rock on the Moon described at the beginning of the section. Notice that each input, time, corresponds to exactly one output, height. Given a time, you could tell the exact height of the rock. But that is not the case with the price of stamps. Given the year 2018, you cannot determine the price of a stamp with certainty. It could be \$0.49, or it could be \$0.50.

Consider the mapping of the relation in Figure 6. It shows a correspondence between a substance and its specific heat. Notice that for each substance you can tell its specific heat with certainty.

The relation associating the time to the height of the rock is a *function*, and the relation associating a given substance to its specific heat is a function. But the relation associating the year to the price of a First Class postage stamp is *not* a function. To be a function, each input must correspond to *exactly one* output.

Substance	Specific Heat (J/g°C)
Air	0.128
Lead	0.387
Graphite	0.711
Copper	1.00
Water	4.18

Figure 6 Specific heat of some common substances

DEFINITION Function

Let X and Y be two nonempty sets.* A **function** from X into Y is a relation that associates with each element of X exactly one element of Y .

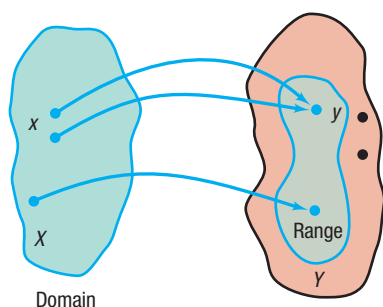


Figure 7

The set X is called the **domain** of the function. For each element x in X , the corresponding element y in Y is called the **value** of the function at x , or the **image** of x . The set of all images of the elements in the domain is called the **range** of the function. See Figure 7.

Since there may be some elements in Y that are not the image of some x in X , it follows that the range of a function may be a proper subset of Y , as shown in Figure 7.

The idea behind a function is its certainty. If an input is given, we can use the function to determine the output. This is not possible if a relation is not a function. The requirement of “one output” provides a predictable behavior that is important when using mathematics to model or analyze the real world. It allows doctors to know exactly how much medicine to give a patient, an engineer to determine the material to use in construction, a store manager to choose how many units to keep in stock, etc.

EXAMPLE 2

Determining Whether a Relation Given by a Mapping Is a Function

For each relation, state the domain and range. Then determine whether the relation is a function.

(a) See Figure 8. This relation shows a correspondence between an item on McDonald’s \$1-\$2-\$3 menu and its price.

Source: McDonald’s Corporation, 2018

(b) See Figure 9. This relation shows a correspondence between activity level and daily calories needed for an individual with a basal metabolic rate (BMR) of 1975 kilocalories per day (kcal/day).

(c) See Figure 10. This relation shows a correspondence between gestation period (in days) and life expectancy (in years) for five animal species.

Menu Item	Price
Cheeseburger	\$1
McChicken	\$1
Bacon McDouble	\$2
Triple Cheeseburger	\$3
Happy Meal	\$3

Figure 8


Activity Level	Daily Calories
Sedentary	2370
Light	2716
Moderate	3061
Intense	3407

Figure 9

Gestation (days)	Life Expectancy (years)
122	5
201	8
284	12
240	15
240	20

Figure 10

*The sets X and Y will usually be sets of real numbers, in which case a (real) function results. The two sets can also be sets of complex numbers, and then we have defined a complex function. In the broad definition (proposed by Lejeune Dirichlet), X and Y can be any two sets.

- Solution**
- (a) The domain of the relation is {Cheeseburger, McChicken, Bacon McDouble, Triple Cheeseburger, Happy Meal}, and the range of the relation is { \$1, \$2, \$3 }. The relation in Figure 8 is a function because each element in the domain corresponds to exactly one element in the range.
- (b) The domain of the relation is { Sedentary, Light, Moderate, Intense }, and the range of the relation is { 2370, 2716, 3061, 3407 }. The relation in Figure 9 is a function because each element in the domain corresponds to exactly one element in the range.
- (c) The domain of the relation is { 122, 201, 240, 284 }, and the range of the relation is { 5, 8, 12, 15, 20 }. The relation in Figure 10 is not a function because there is an element in the domain, 240, that corresponds to two elements in the range, 12 and 20. If a gestation period of 240 days is selected from the domain, a single life expectancy cannot be associated with it. 

 **Now Work** PROBLEM 19


We may also think of a function as a set of ordered pairs (x, y) in which no ordered pairs have the same first element and different second elements. The set of all first elements x is the domain of the function, and the set of all second elements y is its range. Each element x in the domain corresponds to exactly one element y in the range.

EXAMPLE 3

Determining Whether a Relation Given by a Set of Ordered Pairs Is a Function

For each relation, state the domain and range. Then determine whether the relation is a function.

- (a) $\{ (1, 4), (2, 5), (3, 6), (4, 7) \}$
- (b) $\{ (1, 4), (2, 4), (3, 5), (6, 10) \}$
- (c) $\{ (-3, 9), (-2, 4), (0, 0), (1, 1), (-3, 8) \}$

- Solution**
- (a) The domain of this relation is $\{1, 2, 3, 4\}$, and its range is $\{4, 5, 6, 7\}$. This relation is a function because there are no ordered pairs with the same first element and different second elements.
- (b) The domain of this relation is $\{1, 2, 3, 6\}$, and its range is $\{4, 5, 10\}$. This relation is a function because there are no ordered pairs with the same first element and different second elements.
- (c) The domain of this relation is $\{-3, -2, 0, 1\}$, and its range is $\{0, 1, 4, 8, 9\}$. This relation is not a function because there are two ordered pairs, $(-3, 9)$ and $(-3, 8)$, that have the same first element and different second elements. 

In Example 3(b), notice that 1 and 2 in the domain both have the same image in the range. This does not violate the definition of a function; two different first elements can have the same second element. The definition is violated when two ordered pairs have the same first element and different second elements, as in Example 3(c).

 **Now Work** PROBLEM 23

Up to now we have shown how to identify when a relation is a function for relations defined by mappings (Example 2) and ordered pairs (Example 3). But relations can also be expressed as equations.

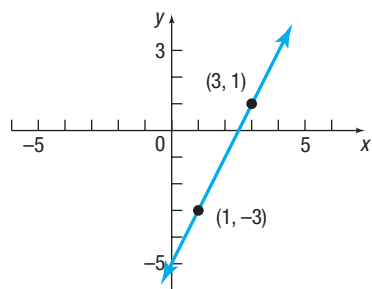
It is usually easiest to determine whether an equation, where y depends on x , is a function, when the equation is solved for y . If any value of x in the domain corresponds to more than one y , the equation does not define a function; otherwise, it does define a function.

EXAMPLE 4**Determining Whether an Equation Is a Function**

Determine whether the equation $y = 2x - 5$ defines y as a function of x .

Solution

The equation tells us to take an input x , multiply it by 2, and then subtract 5. For any input x , these operations yield only one output y , so the equation is a function. For example, if $x = 1$, then $y = 2 \cdot 1 - 5 = -3$. If $x = 3$, then $y = 2 \cdot 3 - 5 = 1$.

Figure 11 $y = 2x - 5$

The graph of the equation $y = 2x - 5$ is a line with slope 2 and y -intercept -5 . The function is called a *linear function*. See Figure 11.

EXAMPLE 5**Determining Whether an Equation Is a Function**

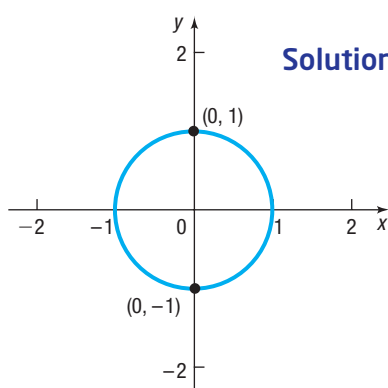
Determine whether the equation $x^2 + y^2 = 1$ defines y as a function of x .

Solution

To determine whether the equation $x^2 + y^2 = 1$, which defines the unit circle, is a function, solve the equation for y .

$$\begin{aligned}x^2 + y^2 &= 1 \\y^2 &= 1 - x^2 \\y &= \pm \sqrt{1 - x^2}\end{aligned}$$

For values of x for which $-1 < x < 1$, two values of y result. For example, if $x = 0$, then $y = \pm 1$, so two different outputs result from the same input. This means that the equation $x^2 + y^2 = 1$ does not define a function. See Figure 12.

Figure 12 $x^2 + y^2 = 1$

 **Now Work** PROBLEM 37

3 Use Function Notation; Find the Value of a Function

It is common practice to denote functions by letters such as f , g , F , G , and others. If f is a function, then for each number x in the domain, the corresponding number y in the range is designated by the symbol $f(x)$, read as “ f of x ,” and we write $y = f(x)$. When a function is expressed in this way, we are using **function notation**.

We refer to $f(x)$ as the **value** of the function f at the number x . For example, the function in Example 4 may be written using function notation as $y = f(x) = 2x - 5$. Then $f(1) = -3$ and $f(3) = 1$.

Sometimes it is helpful to think of a function f as a machine that receives as input a number from the domain, manipulates it, and outputs a value in the range. See Figure 13.

The restrictions on this input/output machine are as follows:

- It accepts only numbers from the domain of the function.
- For each input, there is exactly one output (which may be repeated for different inputs).

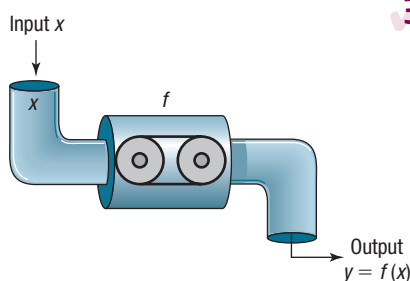


Figure 13 Input/output machine

In Words

If $y = f(x)$, then x is the input and y is the output corresponding to x .

WARNING The notation $y = f(x)$ denotes a function f . It does NOT mean “ f times x .”

Figure 14 illustrates some other functions. Notice that in every function, for each x in the domain, there is one corresponding value in the range.

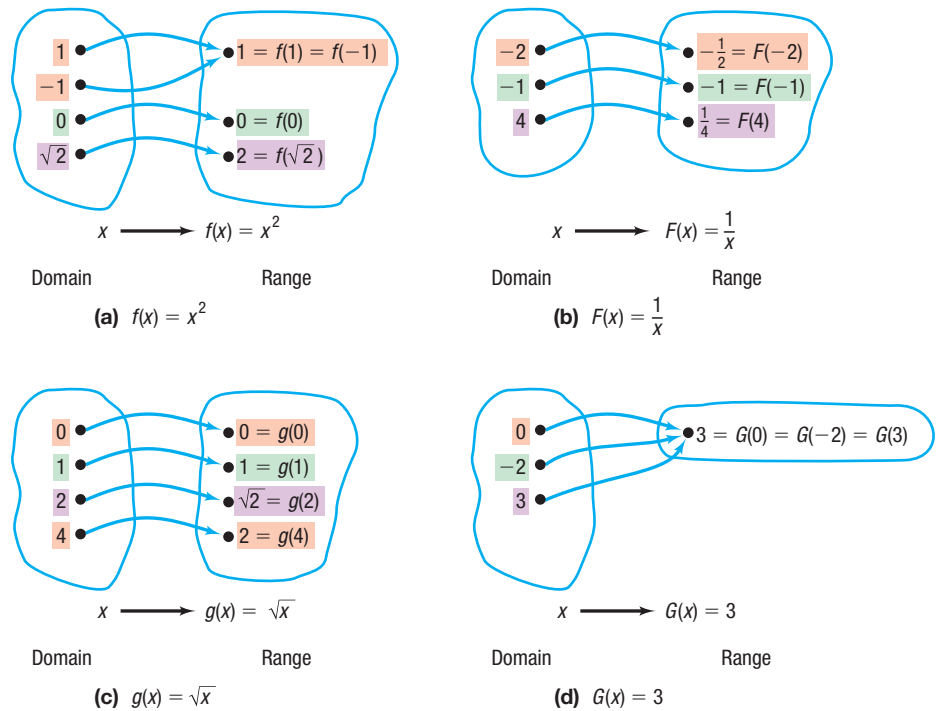


Figure 14

For a function $y = f(x)$, the variable x is called the **independent variable** because it can be assigned any number from the domain. The variable y is called the **dependent variable**, because its value depends on x .

Any symbols can be used to represent the independent and dependent variables. For example, if f is the *cube function*, then f can be given by $f(x) = x^3$ or $f(t) = t^3$ or $f(z) = z^3$. All three functions are the same. Each says to cube the independent variable to get the output. In practice, the symbols used for the independent and dependent variables are based on common usage, such as using t for time and a for acceleration.

The independent variable is also called the **argument** of the function. Thinking of the independent variable as an argument can sometimes make it easier to find the value of a function. For example, if f is the function defined by $f(x) = x^3$, then f tells us to cube the argument. Then $f(2)$ means to cube 2, $f(a)$ means to cube the number a , and $f(x + h)$ means to cube the quantity $x + h$.

EXAMPLE 6

Finding Values of a Function

For the function f defined by $f(x) = 2x^2 - 3x$, evaluate

- (a) $f(3)$ (b) $f(x) + f(3)$ (c) $3f(x)$ (d) $f(-x)$
 (e) $-f(x)$ (f) $f(3x)$ (g) $f(x + 3)$ (h) $f(x + h)$

Solution

- (a) Substitute 3 for x in the equation for f , $f(x) = 2x^2 - 3x$, to get

$$f(3) = 2 \cdot 3^2 - 3 \cdot 3 = 18 - 9 = 9$$

The image of 3 is 9.

(b) $f(x) + f(3) = (2x^2 - 3x) + 9 = 2x^2 - 3x + 9$

- (c) Multiply the equation for f by 3.

$$3f(x) = 3(2x^2 - 3x) = 6x^2 - 9x$$

(d) Substitute $-x$ for x in the equation for f and simplify.

$$f(-x) = 2(-x)^2 - 3(-x) = 2x^2 + 3x \quad \text{Notice the use of parentheses here.}$$

(e) $-f(x) = -(2x^2 - 3x) = -2x^2 + 3x$

(f) Substitute $3x$ for x in the equation for f and simplify.

$$f(3x) = 2(3x)^2 - 3 \cdot 3x = 2 \cdot 9x^2 - 9x = 18x^2 - 9x$$

(g) Substitute $x + 3$ for x in the equation for f and simplify.

$$\begin{aligned} f(x + 3) &= 2(x + 3)^2 - 3(x + 3) \\ &= 2(x^2 + 6x + 9) - 3x - 9 \\ &= 2x^2 + 12x + 18 - 3x - 9 \\ &= 2x^2 + 9x + 9 \end{aligned}$$

(h) Substitute $x + h$ for x in the equation for f and simplify.

$$\begin{aligned} f(x + h) &= 2(x + h)^2 - 3(x + h) \\ &= 2(x^2 + 2xh + h^2) - 3x - 3h \\ &= 2x^2 + 4xh + 2h^2 - 3x - 3h \end{aligned}$$

Notice in this example that $f(x + 3) \neq f(x) + f(3)$, $f(-x) \neq -f(x)$, and $3f(x) \neq f(3x)$.

 **Now Work** PROBLEM 43

Most calculators have special keys that allow you to find the value of certain commonly used functions. Examples are keys for the square function $f(x) = x^2$, the square root function $f(x) = \sqrt{x}$, and the reciprocal function $f(x) = \frac{1}{x} = x^{-1}$.

EXAMPLE 7


Finding Values of a Function on a Calculator

Verify the following results on your calculator.

(a) $f(x) = x^2$ $f(1.234) = 1.234^2 = 1.522756$

(b) $F(x) = \frac{1}{x}$ $F(1.234) = \frac{1}{1.234} \approx 0.8103727715$

(c) $g(x) = \sqrt{x}$ $g(1.234) = \sqrt{1.234} \approx 1.110855526$

 **COMMENT** Graphing calculators can be used to evaluate a function. Figure 15 shows the function $Y_1 = f(x) = 2x^2 - 3x$ evaluated at 3 on a TI-84 Plus C graphing calculator. Compare this result with the solution to Example 6(a).





Figure 15 Evaluating $f(x) = 2x^2 - 3x$ for $x = 3$

 **COMMENT** A graphing calculator requires the explicit form of a function. ■

Implicit Form of a Function

In general, when a function f is defined by an equation in x and y , we say that the function f is given **implicitly**. If it is possible to solve the equation for y in terms of x , then we write $y = f(x)$ and say that the function is given **explicitly**. For example,

Implicit Form

$$3x + y = 5$$

$$x^2 - y = 6$$

$$xy = 4$$

Explicit Form

$$y = f(x) = -3x + 5$$

$$y = f(x) = x^2 - 6$$

$$y = f(x) = \frac{4}{x}$$

SUMMARY

Important Facts about Functions

- For each x in the domain of a function f , there is exactly one image $f(x)$ in the range; however, more than one x in the domain can have the same image in the range.
- f is the symbol that we use to denote the function. It is symbolic of the equation (rule) that we use to get from x in the domain to $f(x)$ in the range.
- If $y = f(x)$, then x is the independent variable, or the argument of f , and y , or $f(x)$, is the dependent variable, or the value of f at x .

4 Find the Difference Quotient of a Function

An important concept in calculus involves using a certain quotient. For a function f , the inputs x and $x + h$, $h \neq 0$, result in the values $f(x)$ and $f(x + h)$. The quotient of their differences

$$\frac{f(x + h) - f(x)}{(x + h) - x} = \frac{f(x + h) - f(x)}{h}$$

with $h \neq 0$, is called the *difference quotient of f at x* .

DEFINITION Difference Quotient

The **difference quotient** of a function f at x is given by

$$\frac{f(x + h) - f(x)}{h} \quad h \neq 0 \quad (1)$$

The difference quotient is used in calculus to define the *derivative*, which leads to applications such as the velocity of an object and optimization of resources.

When finding a difference quotient, it is necessary to simplify expression (1) so that the h in the denominator can be cancelled.

EXAMPLE 8

Finding the Difference Quotient of a Function

Find the difference quotient of each function.

(a) $f(x) = 2x^2 - 3x$

(b) $f(x) = \frac{4}{x}$

(c) $f(x) = \sqrt{x}$

Solution

$$\begin{aligned}
 \text{(a)} \quad \frac{f(x+h) - f(x)}{h} &= \frac{[2(x+h)^2 - 3(x+h)] - [2x^2 - 3x]}{h} \\
 f(x+h) &= 2(x+h)^2 - 3(x+h) \\
 &= \frac{2(x^2 + 2xh + h^2) - 3x - 3h - 2x^2 + 3x}{h} && \text{Simplify.} \\
 &= \frac{2x^2 + 4xh + 2h^2 - 3h - 2x^2}{h} && \text{Distribute and combine like terms.} \\
 &= \frac{4xh + 2h^2 - 3h}{h} && \text{Combine like terms.} \\
 &= \frac{h(4x + 2h - 3)}{h} && \text{Factor out } h. \\
 &= 4x + 2h - 3 && \text{Cancel the } h\text{'s.}
 \end{aligned}$$

$$\begin{aligned}
 \text{(b)} \quad \frac{f(x+h) - f(x)}{h} &= \frac{\frac{4}{x+h} - \frac{4}{x}}{h} && f(x+h) = \frac{4}{x+h} \\
 &= \frac{\frac{4x - 4(x+h)}{x(x+h)}}{h} && \text{Subtract.} \\
 &= \frac{4x - 4x - 4h}{x(x+h)h} && \text{Divide and distribute.} \\
 &= \frac{-4h}{x(x+h)h} && \text{Simplify.} \\
 &= -\frac{4}{x(x+h)} && \text{Cancel the } h\text{'s.}
 \end{aligned}$$

Need to Review?

- Rationalizing Numerators is discussed in Section A.10, pp. A85–A86.

(c) When a function involves a square root, we rationalize the numerator of expression (1). After simplifying, the h 's cancel.

$$\begin{aligned}
 \frac{f(x+h) - f(x)}{h} &= \frac{\sqrt{x+h} - \sqrt{x}}{h} && f(x+h) = \sqrt{x+h} \\
 &= \frac{\sqrt{x+h} - \sqrt{x}}{h} \cdot \frac{\sqrt{x+h} + \sqrt{x}}{\sqrt{x+h} + \sqrt{x}} && \text{Rationalize the numerator.} \\
 &= \frac{(\sqrt{x+h})^2 - (\sqrt{x})^2}{h(\sqrt{x+h} + \sqrt{x})} && (A-B)(A+B) = A^2 - B^2 \\
 &= \frac{h}{h(\sqrt{x+h} + \sqrt{x})} && (\sqrt{x+h})^2 - (\sqrt{x})^2 = x+h-x=h \\
 &= \frac{1}{\sqrt{x+h} + \sqrt{x}} && \text{Cancel the } h\text{'s.}
 \end{aligned}$$

Now Work PROBLEM 83

5 Find the Domain of a Function Defined by an Equation

Often the domain of a function f is not specified; instead, only the equation defining the function is given. In such cases, the **domain of f** is the largest set of real numbers for which the value $f(x)$ is a real number. The domain of a function f is the same as the domain of the variable x in the expression $f(x)$.

EXAMPLE 9

Finding the Domain of a Function

Find the domain of each function.

(a) $f(x) = x^2 + 5x$

(b) $g(x) = \frac{3x}{x^2 - 4}$

(c) $h(t) = \sqrt{4 - 3t}$

(d) $F(x) = \frac{\sqrt{3x + 12}}{x - 5}$

Solution

(a) The function $f(x) = x^2 + 5x$ says to sum the square of a number and five times the number. Since these operations can be performed on any real number, the domain of f is the set of all real numbers.

(b) The function $g(x) = \frac{3x}{x^2 - 4}$ says to divide $3x$ by $x^2 - 4$. Since division by 0 is not defined, the denominator $x^2 - 4$ cannot be 0, so x cannot equal -2 or 2 . The domain of the function g is $\{x \mid x \neq -2, x \neq 2\}$.

(c) The function $h(t) = \sqrt{4 - 3t}$ says to take the square root of $4 - 3t$. Since only nonnegative numbers have real square roots, the expression under the square root (the radicand) must be nonnegative (greater than or equal to zero). That is,

$$\begin{aligned} 4 - 3t &\geq 0 \\ -3t &\geq -4 \\ t &\leq \frac{4}{3} \end{aligned}$$

The domain of h is $\left\{t \mid t \leq \frac{4}{3}\right\}$, or the interval $\left(-\infty, \frac{4}{3}\right]$.

(d) The function $F(x) = \frac{\sqrt{3x + 12}}{x - 5}$ says to take the square root of $3x + 12$ and divide the result by $x - 5$. This requires that $3x + 12 \geq 0$, so $x \geq -4$, and also that $x - 5 \neq 0$, so $x \neq 5$. Combining these two restrictions, the domain of F is

$$\{x \mid x \geq -4, x \neq 5\}$$

In Words

The domain of g found in Example 9(b) is $\{x \mid x \neq -2, x \neq 2\}$. This notation is read, "The domain of the function g is the set of all real numbers x such that x does not equal -2 and x does not equal 2 ."

The following steps may prove helpful for finding the domain of a function that is defined by an equation and whose domain is a subset of the real numbers.

Finding the Domain of a Function Defined by an Equation

- Start with the domain as the set of all real numbers.
- If the equation has a denominator, exclude any numbers for which the denominator is zero.
- If the equation has a radical with an even index, exclude any numbers for which the expression inside the radical (the radicand) is negative.

 Now Work PROBLEM 55

We express the domain of a function using interval notation, set notation, or words, whichever is most convenient. If x is in the domain of a function f , we say that f is **defined at x** , or $f(x)$ **exists**. If x is not in the domain of f , we say that f is **not defined at x** , or $f(x)$ **does not exist**. For example, if $f(x) = \frac{x}{x^2 - 1}$, then $f(0)$ exists, but $f(1)$ and $f(-1)$ do not exist. (Do you see why?)

When a function is defined by an equation, it can be difficult to find its range unless we also have a graph of the function. So we are usually content to find only the domain.

When we use functions in applications, the domain may be restricted by physical or geometric considerations. For example, the domain of the function f defined by $f(x) = x^2$ is the set of all real numbers. However, if f represents the area of a square whose sides are of length x , the domain of f is restricted to the positive real numbers, since the length of a side can never be 0 or negative.

EXAMPLE 10**Finding the Domain of a Function Used in an Application**

Express the area of a circle as a function of its radius. Find the domain.

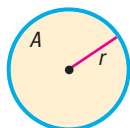
Solution

Figure 16 Circle of radius r

See Figure 16. The formula for the area A of a circle of radius r is $A = \pi r^2$. Using r to represent the independent variable and A to represent the dependent variable, the function expressing this relationship is

$$A = A(r) = \pi r^2$$

In this application, the domain is $\{r \mid r > 0\}$. (Do you see why?)

 **Now Work** PROBLEM 105

6 Form the Sum, Difference, Product, and Quotient of Two Functions

Functions, like numbers, can be added, subtracted, multiplied, and divided. For example, if $f(x) = x^2 + 9$ and $g(x) = 3x + 5$, then

$$f(x) + g(x) = (x^2 + 9) + (3x + 5) = x^2 + 3x + 14$$

The new function $y = x^2 + 3x + 14$ is called the *sum function* $f + g$. Similarly,

$$f(x) \cdot g(x) = (x^2 + 9)(3x + 5) = 3x^3 + 5x^2 + 27x + 45$$

The new function $y = 3x^3 + 5x^2 + 27x + 45$ is called the *product function* $f \cdot g$. The general definitions are given next.

DEFINITION Sum Function

Given functions f and g , the **sum function** is defined by

$$(f + g)(x) = f(x) + g(x)$$

The domain of $f + g$ consists of all real numbers x that are in the domains of both f and g . That is, domain of $f + g = \text{domain of } f \cap \text{domain of } g$.

DEFINITION Difference Function

Given functions f and g , the **difference function** is defined by

$$(f - g)(x) = f(x) - g(x)$$

The domain of $f - g$ consists of all real numbers x that are in the domains of both f and g . That is, domain of $f - g = \text{domain of } f \cap \text{domain of } g$.

DEFINITION Product Function

Given functions f and g , the **product function** is defined by

$$(f \cdot g)(x) = f(x) \cdot g(x)$$

The domain of $f \cdot g$ consists of all real numbers x that are in the domains of both f and g . That is, domain of $f \cdot g = \text{domain of } f \cap \text{domain of } g$.

RECALL

The symbol \cap stands for intersection. It means the set of elements that are common to both sets.

DEFINITION Quotient Function

Given functions f and g , the **quotient function** is defined by

$$\left(\frac{f}{g}\right)(x) = \frac{f(x)}{g(x)} \quad g(x) \neq 0$$

The domain of $\frac{f}{g}$ consists of all real numbers x for which $g(x) \neq 0$ that are also in the domains of both f and g . That is,

$$\text{domain of } \frac{f}{g} = \{x | g(x) \neq 0\} \cap \text{domain of } f \cap \text{domain of } g$$

EXAMPLE 11**Operations on Functions**

Let f and g be two functions defined as

$$f(x) = \frac{1}{x+2} \quad \text{and} \quad g(x) = \frac{x}{x-1}$$

Find the following functions, and determine the domain.

(a) $(f+g)(x)$ (b) $(f-g)(x)$ (c) $(f \cdot g)(x)$ (d) $\left(\frac{f}{g}\right)(x)$

Solution

The domain of f is $\{x | x \neq -2\}$ and the domain of g is $\{x | x \neq 1\}$.

$$\begin{aligned} \text{(a) } (f+g)(x) &= f(x) + g(x) = \frac{1}{x+2} + \frac{x}{x-1} \\ &= \frac{x-1}{(x+2)(x-1)} + \frac{x(x+2)}{(x+2)(x-1)} \\ &= \frac{x-1+x^2+2x}{(x+2)(x-1)} = \frac{x^2+3x-1}{(x+2)(x-1)} \end{aligned}$$

The domain of $f+g$ consists of all real numbers x that are in the domains of both f and g . The domain of $f+g$ is $\{x | x \neq -2, x \neq 1\}$.

$$\begin{aligned} \text{(b) } (f-g)(x) &= f(x) - g(x) = \frac{1}{x+2} - \frac{x}{x-1} \\ &= \frac{x-1}{(x+2)(x-1)} - \frac{x(x+2)}{(x+2)(x-1)} \\ &= \frac{x-1-x^2-2x}{(x+2)(x-1)} = \frac{-x^2-x-1}{(x+2)(x-1)} = -\frac{x^2+x+1}{(x+2)(x-1)} \end{aligned}$$

The domain of $f-g$ consists of all real numbers x that are in the domains of both f and g . The domain of $f-g$ is $\{x | x \neq -2, x \neq 1\}$.


$$\text{(c) } (f \cdot g)(x) = f(x) \cdot g(x) = \frac{1}{x+2} \cdot \frac{x}{x-1} = \frac{x}{(x+2)(x-1)}$$

The domain of $f \cdot g$ consists of all real numbers x that are in the domains of both f and g . The domain of $f \cdot g$ is $\{x | x \neq -2, x \neq 1\}$.

$$\text{(d) } \left(\frac{f}{g}\right)(x) = \frac{f(x)}{g(x)} = \frac{\frac{1}{x+2}}{\frac{x}{x-1}} = \frac{1}{x+2} \cdot \frac{x-1}{x} = \frac{x-1}{x(x+2)}$$

The domain of $\frac{f}{g}$ consists of all real numbers x for which $g(x) \neq 0$ that are also in the domains of both f and g . Since $g(x) = 0$ when $x = 0$, exclude 0 as well as -2 and 1 from the domain. The domain of $\frac{f}{g}$ is $\{x \mid x \neq -2, x \neq 0, x \neq 1\}$.

 **Now Work** PROBLEM 71

 In calculus, it is sometimes helpful to view a complicated function as the sum, difference, product, or quotient of simpler functions. For example,

$$F(x) = x^2 + \sqrt{x} \text{ is the sum of } f(x) = x^2 \text{ and } g(x) = \sqrt{x}.$$

$$H(x) = \frac{x^2 - 1}{x^2 + 1} \text{ is the quotient of } f(x) = x^2 - 1 \text{ and } g(x) = x^2 + 1.$$

SUMMARY

Function

- A relation between two sets of real numbers so that each number x in the first set, the domain, corresponds to exactly one number y in the second set.
- A set of ordered pairs (x, y) or $(x, f(x))$ in which no first element is paired with two different second elements.
- The range is the set of y -values of the function that are the images of the x -values in the domain.
- A function f may be defined implicitly by an equation involving x and y or explicitly by writing $y = f(x)$.

Unspecified domain

If a function f is defined by an equation and no domain is specified, then the domain is the largest set of real numbers for which $f(x)$ is a real number.

Function notation

- $y = f(x)$
- f is a symbol for the function.
- x is the independent variable, or argument.
- y is the dependent variable.
- $f(x)$ is the value of the function at x .

2.1 Assess Your Understanding

'Are You Prepared?' Answers are given at the end of these exercises. If you get a wrong answer, read the pages listed in red.

- The inequality $-1 < x < 3$ can be written in interval notation as _____. (pp. A72–A74)
- If $x = -2$, the value of the expression $3x^2 - 5x + \frac{1}{x}$ is _____. (pp. A6–A7)
- The domain of the variable in the expression $\frac{x-3}{x+4}$ is _____. (p. A7)
- Solve the inequality: $3 - 2x > 5$. Graph the solution set. (pp. A76–A78)
- To rationalize the denominator of $\frac{3}{\sqrt{5}-2}$, multiply the numerator and denominator by _____. (pp. A85–A86)
- A quotient is considered rationalized if its denominator has no _____. (pp. A85–A86)

Concepts and Vocabulary

- For a function $y = f(x)$, the variable x is the _____ variable, and the variable y is the _____ variable.
- Multiple Choice** The set of all images of the elements in the domain of a function is called the _____.
(a) range (b) domain (c) solution set (d) function
- Multiple Choice** The independent variable is sometimes referred to as the _____ of the function.
(a) range (b) value (c) argument (d) definition
- True or False** The domain of $\frac{f}{g}$ consists of the numbers x that are in the domains of both f and g .
- True or False** Every relation is a function.
- Four ways of expressing a relation are _____, _____, _____, and _____.
- True or False** If no domain is specified for a function f , then the domain of f is the set of real numbers.
- True or False** If x is in the domain of a function f , we say that f is not defined at x , or $f(x)$ does not exist.

15. The expression $\frac{f(x+h) - f(x)}{h}$ is called the _____ of f .

16. When written as $y = f(x)$, a function is said to be defined _____.

Skill Building

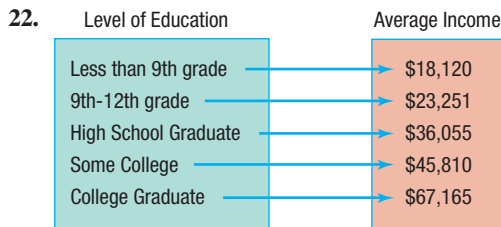
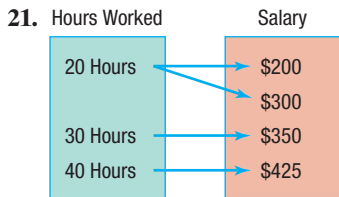
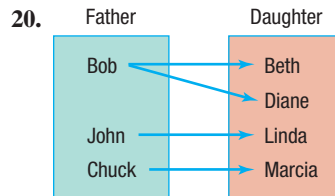
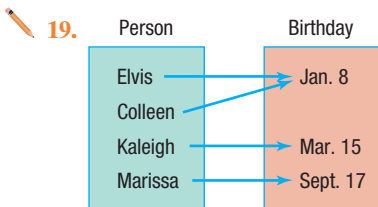
In Problems 17 and 18, a relation expressed verbally is given.

(a) What is the domain and the range of the relation? (b) Express the relation using a mapping. (c) Express the relation as a set of ordered pairs.

17. The density of a gas under constant pressure depends on temperature. Holding pressure constant at 14.5 pounds per square inch, a chemist measures the density of an oxygen sample at temperatures of 0, 22, 40, 70, and 100°C and obtains densities of 1.411, 1.305, 1.229, 1.121, and 1.031 kg/m³, respectively.

18. A researcher wants to investigate how weight depends on height among adult males in Europe. She visits five regions in Europe and determines the average heights in those regions to be 1.80, 1.78, 1.77, 1.77, and 1.80 meters. The corresponding average weights are 87.1, 86.9, 83.0, 84.1, and 86.4 kg, respectively.

In Problems 19–30, find the domain and range of each relation. Then determine whether the relation represents a function.



23. $\{(2, 6), (-3, 6), (4, 9), (2, 10)\}$ 24. $\{(-2, 5), (-1, 3), (3, 7), (4, 12)\}$ 25. $\{(1, 3), (2, 3), (3, 3), (4, 3)\}$
 26. $\{(0, -2), (1, 3), (2, 3), (3, 7)\}$ 27. $\{(3, 3), (3, 5), (0, 1), (-4, 6)\}$ 28. $\{(-4, 4), (-3, 3), (-2, 2), (-1, 1), (-4, 0)\}$
 29. $\{(-1, 8), (0, 3), (2, -1), (4, 3)\}$ 30. $\{(-2, 16), (-1, 4), (0, 3), (1, 4)\}$

In Problems 31–42, determine whether the equation defines y as a function of x .

31. $y = 2x^2 - 3x + 4$ 32. $y = x^3$ 33. $y = \frac{1}{x}$ 34. $y = |x|$
 35. $x^2 = 8 - y^2$ 36. $y = \pm\sqrt{1 - 2x}$ 37. $x = y^2$ 38. $x + y^2 = 1$
 39. $y = \sqrt[3]{x}$ 40. $y = \frac{3x - 1}{x + 2}$ 41. $|y| = 2x + 3$ 42. $x^2 - 4y^2 = 1$

In Problems 43–50, find the following for each function:

- (a) $f(0)$ (b) $f(1)$ (c) $f(-1)$ (d) $f(-x)$ (e) $-f(x)$ (f) $f(x + 1)$ (g) $f(2x)$ (h) $f(x + h)$

43. $f(x) = 3x^2 + 2x - 4$ 44. $f(x) = -2x^2 + x - 1$ 45. $f(x) = \frac{x}{x^2 + 1}$ 46. $f(x) = \frac{x^2 - 1}{x + 4}$
 47. $f(x) = |x| + 4$ 48. $f(x) = \sqrt{x^2 + x}$ 49. $f(x) = \frac{2x + 1}{3x - 5}$ 50. $f(x) = 1 - \frac{1}{(x + 2)^2}$

In Problems 51–70, find the domain of each function.

51. $f(x) = -5x + 4$ 52. $f(x) = x^2 + 2$ 53. $f(x) = \frac{x + 1}{2x^2 + 8}$ 54. $f(x) = \frac{x^2}{x^2 + 1}$
 55. $g(x) = \frac{x}{x^2 - 16}$ 56. $h(x) = \frac{2x}{x^2 - 4}$ 57. $F(x) = \frac{x - 2}{x^3 + x}$ 58. $G(x) = \frac{x + 4}{x^3 - 4x}$

59. $h(x) = \sqrt{3x - 12}$

60. $G(x) = \sqrt{1 - x}$

61. $P(x) = \frac{x}{|2x + 3| - 1}$

62. $f(x) = \frac{x - 1}{|3x - 1| - 4}$

63. $f(x) = \frac{x}{\sqrt{x - 4}}$

64. $f(x) = \frac{-x}{\sqrt{-x - 2}}$

65. $P(t) = \frac{\sqrt{t - 4}}{3t - 21}$

66. $h(z) = \frac{\sqrt{z + 3}}{z - 2}$

67. $f(x) = \sqrt[3]{5x - 4}$

68. $g(t) = -t^2 + \sqrt[3]{t^2 + 7t}$

69. $M(t) = \sqrt[5]{\frac{t + 1}{t^2 - 5t - 14}}$

70. $N(p) = \sqrt[5]{\frac{p}{2p^2 - 98}}$

In Problems 71–80, for the given functions f and g , find the following. For parts (a)–(d), also find the domain.

(a) $(f + g)(x)$

(b) $(f - g)(x)$

(c) $(f \cdot g)(x)$

(d) $\left(\frac{f}{g}\right)(x)$

(e) $(f + g)(3)$

(f) $(f - g)(4)$

(g) $(f \cdot g)(2)$

(h) $\left(\frac{f}{g}\right)(1)$

71. $f(x) = 3x + 4$; $g(x) = 2x - 3$

73. $f(x) = x - 1$; $g(x) = 2x^2$

75. $f(x) = \sqrt{x}$; $g(x) = 3x - 5$

77. $f(x) = 1 + \frac{1}{x}$; $g(x) = \frac{1}{x}$

79. $f(x) = \frac{2x + 3}{3x - 2}$; $g(x) = \frac{4x}{3x - 2}$

81. Given $f(x) = 3x + 1$ and $(f + g)(x) = 6 - \frac{1}{2}x$,

find the function g .

72. $f(x) = 2x + 1$; $g(x) = 3x - 2$


74. $f(x) = 2x^2 + 3$; $g(x) = 4x^3 + 1$

76. $f(x) = |x|$; $g(x) = x$

78. $f(x) = \sqrt{x - 1}$; $g(x) = \sqrt{4 - x}$

80. $f(x) = \sqrt{x + 1}$; $g(x) = \frac{2}{x}$

82. Given $f(x) = \frac{1}{x}$ and $\left(\frac{f}{g}\right)(x) = \frac{x + 1}{x^2 - x}$, find the function g .

 In Problems 83–98, find the difference quotient of f ; that is, find $\frac{f(x + h) - f(x)}{h}$, $h \neq 0$, for each function. Be sure to simplify.

83. $f(x) = 4x + 3$

84. $f(x) = -3x + 1$

85. $f(x) = x^2 - 4$

86. $f(x) = 3x^2 + 2$

87. $f(x) = x^2 - x + 4$

88. $f(x) = 3x^2 - 2x + 6$

89. $f(x) = \frac{5}{4x - 3}$

90. $f(x) = \frac{1}{x + 3}$

91. $f(x) = \frac{2x}{x + 3}$

92. $f(x) = \frac{5x}{x - 4}$

93. $f(x) = \sqrt{x - 2}$

94. $f(x) = \sqrt{x + 1}$

95. $f(x) = \frac{1}{x^2}$

96. $f(x) = \frac{1}{x^2 + 1}$

97. $f(x) = \sqrt{4 - x^2}$

98. $f(x) = \frac{1}{\sqrt{x + 2}}$

Applications and Extensions

99. If $f(x) = x^2 - 2x + 3$, find the value(s) of x so that $f(x) = 11$.


100. If $f(x) = \frac{5}{6}x - \frac{3}{4}$, find the value(s) of x so that $f(x) = -\frac{7}{16}$.

101. If $f(x) = 2x^3 + Ax^2 + 4x - 5$ and $f(2) = 5$, what is the value of A ?

102. If $f(x) = 3x^2 - Bx + 4$ and $f(-1) = 12$, what is the value of B ?

103. If $f(x) = \frac{3x + 8}{2x - A}$ and $f(0) = 2$, what is the value of A ?

104. If $f(x) = \frac{2x - B}{3x + 4}$ and $f(2) = \frac{1}{2}$, what is the value of B ?

 105. **Geometry** Express the area A of a rectangle as a function of the length x if the length of the rectangle is twice its width.

106. **Geometry** Express the area A of an isosceles right triangle as a function of the length x of one of the two equal sides.

107. **Constructing Functions** Express the gross wages G of a person who earns \$16 per hour as a function of the number x of hours worked.

108. **Constructing Functions** Ann, a commissioned salesperson, earns \$100 base pay plus \$10 per item sold. Express her gross salary G as a function of the number x of items sold.

109. **Effect of Gravity on Earth** If a rock falls from a height of 20 meters on Earth, the height H (in meters) after x seconds is approximately

$$H(x) = 20 - 4.9x^2$$

(a) What is the height of the rock when $x = 1$ second? When $x = 1.1$ seconds? When $x = 1.2$ seconds?

(b) When is the height of the rock 15 meters? When is it 10 meters? When is it 5 meters?

(c) When does the rock strike the ground?

- 110. Effect of Gravity on Jupiter** If a rock falls from a height of 20 meters on the planet Jupiter, its height H (in meters) after x seconds is approximately

$$H(x) = 20 - 13x^2$$

- (a) What is the height of the rock when $x = 1$ second? When $x = 1.1$ seconds? When $x = 1.2$ seconds?
 (b) When is the height of the rock 15 meters? When is it 10 meters? When is it 5 meters?
 (c) When does the rock strike the ground?



- 111. Cost of Transatlantic Travel** A Boeing 747 crosses the Atlantic Ocean (3000 miles) with an airspeed of 500 miles per hour. The cost C (in dollars) per passenger is given by

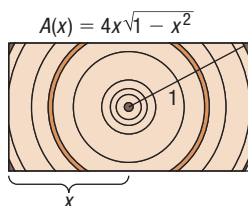
$$C(x) = 100 + \frac{x}{10} + \frac{36,000}{x}$$

where x is the ground speed (airspeed \pm wind).

- (a) What is the cost per passenger for quiescent (no wind) conditions?
 (b) What is the cost per passenger with a head wind of 50 miles per hour?
 (c) What is the cost per passenger with a tail wind of 100 miles per hour?
 (d) What is the cost per passenger with a head wind of 100 miles per hour?

- 112. Cross-sectional Area** The cross-sectional area of a beam cut from a log with radius 1 foot is given by the function $A(x) = 4x\sqrt{1 - x^2}$, where x represents the length, in feet, of half the base of the beam. See the figure. Determine the cross-sectional area of the beam if the length of half the base of the beam is as follows:

- (a) One-third of a foot
 (b) One-half of a foot
 (c) Two-thirds of a foot



- 113. Economics** The **participation rate** is the number of people in the labor force divided by the civilian population (excludes military). Let $L(x)$ represent the size of the labor force in year x , and $P(x)$ represent the civilian population in year x . Determine a function that represents the participation rate R as a function of x .

- 114. Crimes** Suppose that $V(x)$ represents the number of violent crimes committed in year x and $P(x)$ represents the number of property crimes committed in year x . Determine a function T that represents the combined total of violent crimes and property crimes in year x .

- 115. Health Care** Suppose that $P(x)$ represents the percentage of income spent on health care in year x and $I(x)$ represents income in year x . Find a function H that represents total health care expenditures in year x .

- 116. Income Tax** Suppose that $I(x)$ represents the income of an individual in year x before taxes and $T(x)$ represents the individual's tax bill in year x . Find a function N that represents the individual's net income (income after taxes) in year x .

- 117. Profit Function** Suppose that the revenue R , in dollars, from selling x smartphones, in hundreds, is

$$R(x) = -1.2x^2 + 220x$$

The cost C , in dollars, of selling x smartphones, in hundreds, is $C(x) = 0.05x^3 - 2x^2 + 65x + 500$.

- (a) Find the profit function, $P(x) = R(x) - C(x)$.
 (b) Find the profit if $x = 15$ hundred smartphones are sold.
 (c) Interpret $P(15)$.

- 118. Population as a Function of Age** The function

$$P = P(a) = 0.027a^2 - 6.530a + 363.804$$

represents the population P (in millions) of Americans who are at least a years old in 2015.

- (a) Identify the dependent and independent variables.
 (b) Evaluate $P(20)$. Explain the meaning of $P(20)$.
 (c) Evaluate $P(0)$. Explain the meaning of $P(0)$.

Source: U.S. Census Bureau

- 119. Stopping Distance** When the driver of a vehicle observes an impediment, the total stopping distance involves both the reaction distance R (the distance the vehicle travels while the driver moves his or her foot to the brake pedal) and the braking distance B (the distance the vehicle travels once the brakes are applied). For a car traveling at a speed of v miles per hour, the reaction distance R , in feet, can be estimated by $R(v) = 2.2v$. Suppose that the braking distance B , in feet, for a car is given by $B(v) = 0.05v^2 + 0.4v - 15$.

- (a) Find the stopping distance function

$$D(v) = R(v) + B(v)$$

- (b) Find the stopping distance if the car is traveling at a speed of 60 mph.
 (c) Interpret $D(60)$.

- 120.** Some functions f have the property that

$$f(a + b) = f(a) + f(b)$$

for all real numbers a and b . Which of the following functions have this property?

- (a) $h(x) = 2x$ (b) $g(x) = x^2$
 (c) $F(x) = 5x - 2$ (d) $G(x) = \frac{1}{x}$

- 121. Challenge Problem** Find the difference quotient of the function $f(x) = \sqrt[3]{x}$.

(Hint: Factor using $a^3 - b^3 = (a - b)(a^2 + ab + b^2)$ with $a = \sqrt[3]{x + h}$ and $b = \sqrt[3]{x}$.)

- 122. Challenge Problem** If $f\left(\frac{x+4}{5x-4}\right) = 3x^2 - 2$, find $f(1)$.

- 123. Challenge Problem** Find the domain of $f(x) = \sqrt{\frac{x^2+1}{7-|3x-1|}}$.

Explaining Concepts: Discussion and Writing

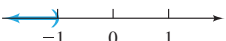
124. Are the functions $f(x) = x - 1$ and $g(x) = \frac{x^2 - 1}{x + 1}$ the same? Explain.
125. Find a function H that multiplies a number x by 3 and then subtracts the cube of x and divides the result by your age.
126. Investigate when, historically, the use of the function notation $y = f(x)$ first appeared.

Retain Your Knowledge

Problems 127–135 are based on material learned earlier in the course. The purpose of these problems is to keep the material fresh in your mind so that you are better prepared for the final exam.

127. List the intercepts and test for symmetry the graph of $(x + 12)^2 + y^2 = 16$
128. Determine which of the given points are on the graph of the equation $y = 3x^2 - 8\sqrt{x}$.
Points: $(-1, -5)$, $(4, 32)$, $(9, 171)$
129. How many pounds of lean hamburger that is 7% fat must be mixed with 12 pounds of ground chuck that is 20% fat to have a hamburger mixture that is 15% fat?
130. Solve $x^3 - 9x = 2x^2 - 18$.
131. Given $a + bx = ac + d$, solve for a .
132. **Rotational Inertia** The rotational inertia I of an object varies with the square of the perpendicular distance d from the object to the axis of rotation according to the model $I = \frac{10}{9}d^2$ (in $\text{kg} \cdot \text{m}^2$).
What is the rotational inertia of the object if the perpendicular distance is 1.5 m?
133. Find the slope of a line perpendicular to the line $3x - 10y = 12$
134. Simplify $\frac{(4x^2 - 7) \cdot 3 - (3x + 5) \cdot 8x}{(4x^2 - 7)^2}$.
135. Determine the degree of the polynomial $9x^2(3x - 5)(5x + 1)^4$

'Are You Prepared?' Answers

1. $(-1, 3)$ 2. 21.5 3. $\{x|x \neq -4\}$ 4. $\{x|x < -1\}$  5. $\sqrt{5} + 2$ 6. radicals

2.2 The Graph of a Function

PREPARING FOR THIS SECTION Before getting started, review the following:

- Graphs of Equations (Section 1.2, pp. 10–11)
- Intercepts (Section 1.2, pp. 12–13)

 **Now Work** the 'Are You Prepared?' problems on page 67.

- OBJECTIVES**
- 1 Identify the Graph of a Function (p. 64)
 - 2 Obtain Information from or about the Graph of a Function (p. 64)

In Section 1.2 we saw how a graph can more clearly demonstrate the relationship between two variables. Consider the average gasoline price data and corresponding graph provided again for convenience in Table 2 and Figure 17.

Table 2

Year	Price	Year	Price	Year	Price
1991	1.98	2000	2.11	2009	2.68
1992	1.90	2001	1.97	2010	3.12
1993	1.81	2002	1.83	2011	3.84
1994	1.78	2003	2.07	2012	3.87
1995	1.78	2004	2.40	2013	3.68
1996	1.87	2005	2.85	2014	3.48
1997	1.83	2006	3.13	2015	2.51
1998	1.55	2007	3.31	2016	2.19
1999	1.67	2008	3.70	2017	2.38

Source: U.S. Energy Information Administration

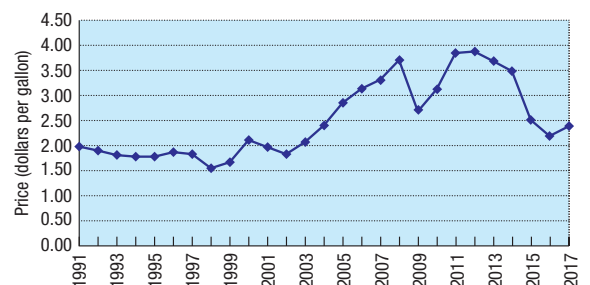


Figure 17 Average retail price of gasoline (2017 dollars)

We can see from the graph that the price of gasoline (adjusted for inflation) stayed roughly the same from 1993 to 1997 and was increasing from 2002 to 2008. The graph also shows that the lowest price occurred in 1998.

Look again at Figure 17. The graph shows that for each date on the horizontal axis, there is only one price on the vertical axis. The graph represents a function, although a rule for getting from date to price is not given.

When a function is defined by an equation in x and y , the **graph of the function** is the graph of the equation; that is, it is the set of points (x, y) in the xy -plane that satisfy the equation.

1 Identify the Graph of a Function

Not every collection of points in the xy -plane represents the graph of a function. Remember, for a function, each number x in the domain has exactly one image y in the range. This means that the graph of a function cannot contain two points with the same x -coordinate and different y -coordinates. Therefore, the graph of a function must satisfy the following *vertical-line test*.

In Words

If any vertical line intersects a graph at more than one point, the graph is not the graph of a function.

THEOREM Vertical-Line Test

A set of points in the xy -plane is the graph of a function if and only if every vertical line intersects the graph in at most one point.

EXAMPLE 1

Identifying the Graph of a Function

Which of the graphs in Figure 18 are graphs of functions?

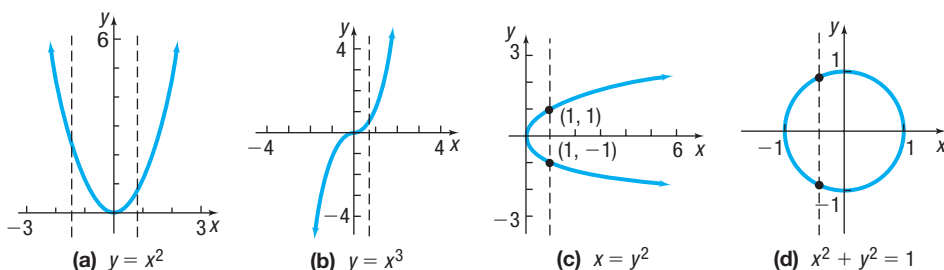


Figure 18

Solution

The graphs in Figures 18(a) and 18(b) are graphs of functions, because every vertical line intersects each graph in at most one point. The graphs in Figures 18(c) and 18(d) are not graphs of functions, because there is a vertical line that intersects each graph in more than one point. Notice in Figure 18(c) that the input 1 corresponds to two outputs, -1 and 1 . This is why the graph does not represent a function.

 **Now Work** PROBLEMS 15 AND 17

2 Obtain Information from or about the Graph of a Function

If (x, y) is a point on the graph of a function f , then y is the value of f at x ; that is, $y = f(x)$. Also if $y = f(x)$, then (x, y) is a point on the graph of f . For example, if $(-2, 7)$ is on the graph of f , then $f(-2) = 7$, and if $f(5) = 8$, then the point $(5, 8)$ is on the graph of $y = f(x)$.

EXAMPLE 2

Obtaining Information from the Graph of a Function

Let f be the function whose graph is given in Figure 19. (The graph of f might represent the distance y that the bob of a pendulum is from its *at-rest* position at time x . Negative values of y mean that the pendulum is to the left of the at-rest position, and positive values of y mean that the pendulum is to the right of the at-rest position.)

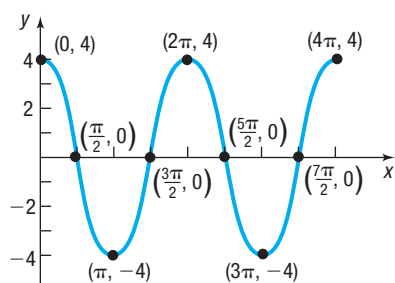


Figure 19

Solution

- (a) What are $f(0)$, $f\left(\frac{3\pi}{2}\right)$, and $f(3\pi)$?
- (b) What is the domain of f ?
- (c) What is the range of f ?
- (d) List the intercepts. (Recall that these are the points, if any, where the graph crosses or touches the coordinate axes.)
- (e) How many times does the line $y = 2$ intersect the graph?
- (f) For what values of x does $f(x) = -4$?
- (g) For what values of x is $f(x) > 0$?

(a) Since $(0, 4)$ is on the graph of f , the y -coordinate 4 is the value of f at the x -coordinate 0; that is, $f(0) = 4$. In a similar way, when $x = \frac{3\pi}{2}$, then $y = 0$, so $f\left(\frac{3\pi}{2}\right) = 0$. When $x = 3\pi$, then $y = -4$, so $f(3\pi) = -4$.

(b) To determine the domain of f , notice that the points on the graph of f have x -coordinates between 0 and 4π , inclusive; and for each number x between 0 and 4π , there is a point $(x, f(x))$ on the graph. The domain of f is $\{x \mid 0 \leq x \leq 4\pi\}$ or the interval $[0, 4\pi]$.

(c) The points on the graph all have y -coordinates between -4 and 4 , inclusive; and for each such number y , there is at least one number x in the domain. The range of f is $\{y \mid -4 \leq y \leq 4\}$ or the interval $[-4, 4]$.

(d) The intercepts are the points

$$(0, 4), \left(\frac{\pi}{2}, 0\right), \left(\frac{3\pi}{2}, 0\right), \left(\frac{5\pi}{2}, 0\right), \text{ and } (4\pi, 4)$$

(e) Draw the horizontal line $y = 2$ on the graph in Figure 19. Notice that the line intersects the graph four times.

(f) Since $(\pi, -4)$ and $(3\pi, -4)$ are the only points on the graph for which $y = f(x) = -4$, we have $f(x) = -4$ when $x = \pi$ and $x = 3\pi$.

(g) To determine where $f(x) > 0$, look at Figure 19 and determine the x -values from 0 to 4π for which the y -coordinate is positive. This occurs on $\left[0, \frac{\pi}{2}\right) \cup \left(\frac{3\pi}{2}, \frac{5\pi}{2}\right) \cup \left(\frac{7\pi}{2}, 4\pi\right]$. Using inequality notation, $f(x) > 0$ for $0 \leq x < \frac{\pi}{2}$ or $\frac{3\pi}{2} < x < \frac{5\pi}{2}$ or $\frac{7\pi}{2} < x \leq 4\pi$.

RECALL

The symbol \cup stands for union. It means the set of elements that are in either of two sets.

When the graph of a function is given, its domain may be viewed as the shadow created by the graph on the x -axis by vertical beams of light. Its range can be viewed as the shadow created by the graph on the y -axis by horizontal beams of light. Try this technique with the graph given in Figure 19.

Now Work PROBLEM 11**EXAMPLE 3****Obtaining Information about the Graph of a Function**

Consider the function: $f(x) = \frac{x+1}{x+2}$

- (a) Find the domain of f .
- (b) Is the point $\left(1, \frac{1}{2}\right)$ on the graph of f ?
- (c) If $x = 2$, what is $f(x)$? What point is on the graph of f ?
- (d) If $f(x) = 2$, what is x ? What point is on the graph of f ?
- (e) What are the x -intercepts of the graph of f (if any)? What corresponding point(s) are on the graph of f ?

- Solution** (a) The domain of f is $\{x \mid x \neq -2\}$.
 (b) When $x = 1$, then

$$f(1) = \frac{1+1}{1+2} = \frac{2}{3} \quad f(x) = \frac{x+1}{x+2}$$

The point $\left(1, \frac{2}{3}\right)$ is on the graph of f ; the point $\left(1, \frac{1}{2}\right)$ is not.

- (c) If $x = 2$, then

$$f(2) = \frac{2+1}{2+2} = \frac{3}{4}$$

The point $\left(2, \frac{3}{4}\right)$ is on the graph of f .


- (d) If $f(x) = 2$, then

$$\begin{aligned} \frac{x+1}{x+2} &= 2 && f(x) = 2 \\ x+1 &= 2(x+2) && \text{Multiply both sides by } x+2. \\ x+1 &= 2x+4 && \text{Distribute.} \\ x &= -3 && \text{Solve for } x. \end{aligned}$$

If $f(x) = 2$, then $x = -3$. The point $(-3, 2)$ is on the graph of f .

- (e) The x -intercepts of the graph of f are the real solutions of the equation $f(x) = 0$ that are in the domain of f .

$$\begin{aligned} \frac{x+1}{x+2} &= 0 \\ x+1 &= 0 && \text{Multiply both sides by } x+2. \\ x &= -1 && \text{Subtract 1 from both sides.} \end{aligned}$$

The only real solution of the equation $f(x) = \frac{x+1}{x+2} = 0$ is $x = -1$, so -1 is the only x -intercept. Since $f(-1) = 0$, the point $(-1, 0)$ is on the graph of f . 

 **Now Work** PROBLEM 27

NOTE In Example 3, -2 is not in the domain of f , so $x+2$ is not zero and we can multiply both sides of the equation by $x+2$. ■


EXAMPLE 4

Energy Expended

For an individual walking, the energy expended E in terms of speed v can be approximated by

$$E(v) = \frac{29}{v} + 0.0053v$$

where E has units of cal/min/kg and v has units of m/min.

- (a) Find the energy expended for a speed of $v = 40$ m/min.
 (b) Find the energy expended for a speed of $v = 70$ m/min.
 (c) Find the energy expended for a speed of $v = 100$ m/min.
 (d) Graph the function $E = E(v)$, $0 < v \leq 200$
 (e) Create a TABLE with TblStart = 1 and Δ Tbl = 1. Which value of v minimizes the energy expended?

Source: Ralston, H.J. *Int. Z. Angew. Physiol. Einschl. Arbeitsphysiol.* (1958) 17:277.

- Solution** (a) The energy expended for a walking speed of $v = 40$ meters per minute is

$$E(40) = \frac{29}{40} + 0.0053 \cdot 40 \approx 0.94 \text{ cal/min/kg}$$

(b) The energy expended for a walking speed of $v = 70$ meters per minute is

$$E(70) = \frac{29}{70} + 0.0053 \cdot 70 \approx 0.79 \text{ cal/min/kg}$$

(c) The energy expended for a walking speed of $v = 100$ meters per minute is

$$E(100) = \frac{29}{100} + 0.0053 \cdot 100 = 0.82 \text{ cal/min/kg}$$



(d) See Figure 20 for the graph of $E = E(v)$ on a TI-84 Plus C.

(e) With the function $E = E(v)$ in Y_1 , we create Table 3. Scroll down to find a value of v for which Y_1 is smallest. Table 4 shows that a walking speed of $v = 74$ meters per minute minimizes the expended energy at about 0.784 cal/min/kg.

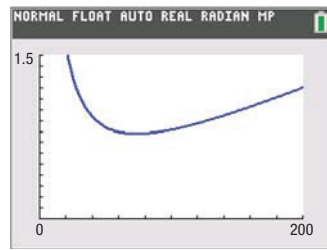


Figure 20 $E(v) = \frac{29}{v} + 0.0053v$

Table 3

X	Y ₁			
1	29.005			
2	14.511			
3	9.6826			
4	7.2712			
5	5.8265			
6	4.8651			
7	4.18			
8	3.6674			
9	3.2699			
10	2.953			
11	2.6947			

Y₁ = 29/X + .0053X

Table 4

X	Y ₁			
70	.78529			
71	.78475			
72	.78438			
73	.78416			
74	.78403			
75	.78417			
76	.78438			
77	.78472			
78	.78519			
79	.78579			
80	.7865			

Y₁ = .784091891892

Now Work PROBLEM 35

SUMMARY

- **Graph of a Function** The set of points (x, y) in the xy -plane that satisfy the equation $y = f(x)$.
- **Vertical-Line Test** A set of points in the xy -plane is the graph of a function if and only if every vertical line intersects the graph in at most one point.

2.2 Assess Your Understanding

'Are You Prepared?' Answers are given at the end of these exercises. If you get a wrong answer, read the pages listed in red.

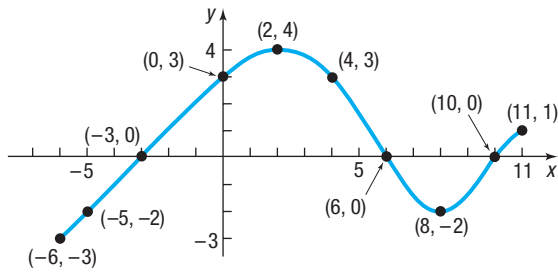
- The intercepts of the equation $x^2 + 4y^2 = 16$ are _____. (pp. 12–13)
- True or False** The point $(-2, -6)$ is on the graph of the equation $x = 2y - 2$. (pp. 10–11)

Concepts and Vocabulary

- A set of points in the xy -plane is the graph of a function if and only if every _____ line intersects the graph in at most one point.
- If the point $(5, -3)$ is a point on the graph of f , then $f(\underline{\quad}) = \underline{\quad}$.
- Find a so that the point $(-1, 2)$ is on the graph of $f(x) = ax^2 + 4$.
- True or False** Every graph represents a function.
- True or False** The graph of a function $y = f(x)$ always crosses the y -axis.
- True or False** The y -intercept of the graph of the function $y = f(x)$, whose domain is all real numbers, is $f(0)$.
- Multiple Choice** If a function is defined by an equation in x and y , then the set of points (x, y) in the xy -plane that satisfy the equation is called the _____.
 - domain of the function
 - range of the function
 - graph of the function
 - relation of the function
- Multiple Choice** The graph of a function $y = f(x)$ can have more than one of which type of intercept?
 - x -intercept
 - y -intercept
 - both
 - neither

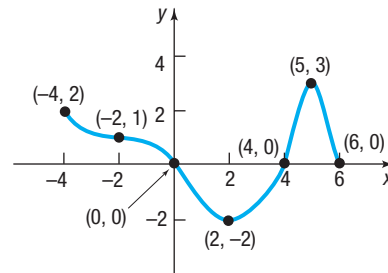
Skill Building

11. Use the given graph of the function f to answer parts (a)–(n).



- (a) Find $f(0)$ and $f(-6)$.
- (b) Find $f(6)$ and $f(11)$.
- (c) Is $f(3)$ positive or negative?
- (d) Is $f(-4)$ positive or negative?
- (e) For what values of x is $f(x) = 0$?
- (f) For what values of x is $f(x) > 0$?
- (g) What is the domain of f ?
- (h) What is the range of f ?
- (i) What are the x -intercepts?
- (j) What is the y -intercept?
- (k) How often does the line $y = \frac{1}{2}$ intersect the graph?
- (l) How often does the line $x = 5$ intersect the graph?
- (m) For what values of x does $f(x) = 3$?
- (n) For what values of x does $f(x) = -2$?

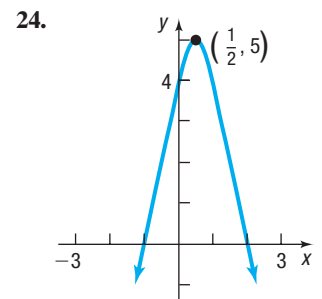
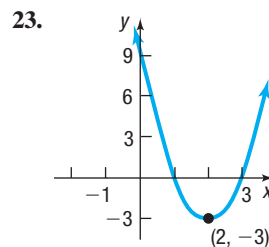
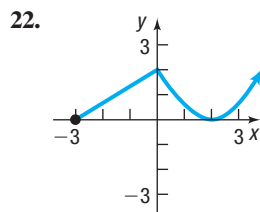
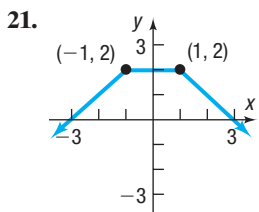
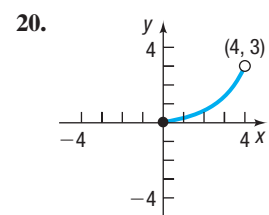
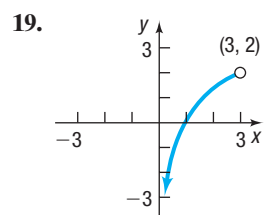
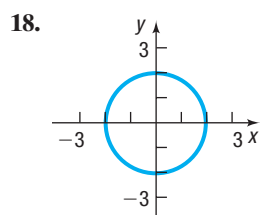
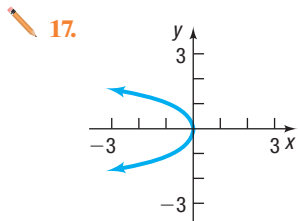
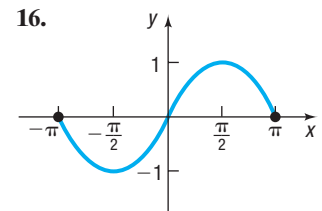
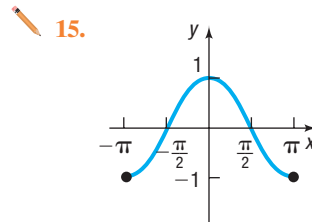
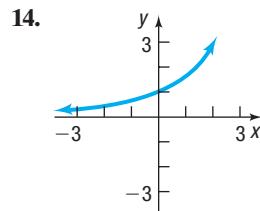
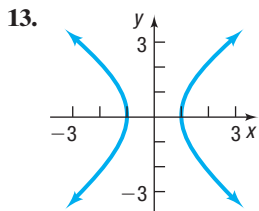
12. Use the given graph of the function f to answer parts (a)–(n).



- (a) Find $f(0)$ and $f(6)$.
- (b) Find $f(2)$ and $f(-2)$.
- (c) Is $f(3)$ positive or negative?
- (d) Is $f(-1)$ positive or negative?
- (e) For what values of x is $f(x) = 0$?
- (f) For what values of x is $f(x) < 0$?
- (g) What is the domain of f ?
- (h) What is the range of f ?
- (i) What are the x -intercepts?
- (j) What is the y -intercept?
- (k) How often does the line $y = -1$ intersect the graph?
- (l) How often does the line $x = 1$ intersect the graph?
- (m) For what value of x does $f(x) = 3$?
- (n) For what value of x does $f(x) = -2$?

In Problems 13–24, determine whether or not the graph is that of a function by using the vertical-line test. In either case, use the graph to find:

- (a) The domain and range
- (b) The intercepts, if any
- (c) Any symmetry with respect to the x -axis, the y -axis, or the origin




In Problems 25–30, answer the questions about each function.

25. $f(x) = 3x^2 + x - 2$

- (a) Is the point $(1, 2)$ on the graph of f ?
- (b) If $x = -2$, what is $f(x)$? What point is on the graph of f ?
- (c) If $f(x) = -2$, what is x ? What point(s) are on the graph of f ?
- (d) What is the domain of f ?
- (e) List the x -intercepts, if any, of the graph of f .
- (f) List the y -intercept, if there is one, of the graph of f .

26. $f(x) = -3x^2 + 5x$

- (a) Is the point $(-1, 2)$ on the graph of f ?
- (b) If $x = -2$, what is $f(x)$? What point is on the graph of f ?
- (c) If $f(x) = -2$, what is x ? What point(s) are on the graph of f ?
- (d) What is the domain of f ?
- (e) List the x -intercepts, if any, of the graph of f .
- (f) List the y -intercept, if there is one, of the graph of f .

 27. $f(x) = \frac{x+2}{x-6}$

- (a) Is the point $(3, 14)$ on the graph of f ?
- (b) If $x = 4$, what is $f(x)$? What point is on the graph of f ?
- (c) If $f(x) = 2$, what is x ? What point(s) are on the graph of f ?
- (d) What is the domain of f ?
- (e) List the x -intercepts, if any, of the graph of f .
- (f) List the y -intercept, if there is one, of the graph of f .

28. $f(x) = \frac{x^2 + 2}{x + 4}$

- (a) Is the point $(1, \frac{3}{5})$ on the graph of f ?
- (b) If $x = 0$, what is $f(x)$? What point is on the graph of f ?
- (c) If $f(x) = \frac{1}{2}$, what is x ? What point(s) are on the graph of f ?
- (d) What is the domain of f ?
- (e) List the x -intercepts, if any, of the graph of f .
- (f) List the y -intercept, if there is one, of the graph of f .

29. $f(x) = \frac{12x^4}{x^2 + 1}$

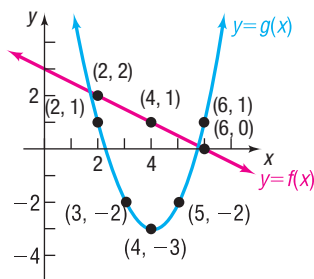
- (a) Is the point $(-1, 6)$ on the graph of f ?
- (b) If $x = 3$, what is $f(x)$? What point is on the graph of f ?
- (c) If $f(x) = 1$, what is x ? What point(s) are on the graph of f ?
- (d) What is the domain of f ?
- (e) List the x -intercepts, if any, of the graph of f .
- (f) List the y -intercept, if there is one, of the graph of f .

30. $f(x) = \frac{2x}{x-2}$

- (a) Is the point $(\frac{1}{2}, -\frac{2}{3})$ on the graph of f ?
- (b) If $x = 4$, what is $f(x)$? What point is on the graph of f ?
- (c) If $f(x) = 1$, what is x ? What point(s) are on the graph of f ?
- (d) What is the domain of f ?
- (e) List the x -intercepts, if any, of the graph of f .
- (f) List the y -intercept, if there is one, of the graph of f .

Applications and Extensions

31. The graphs of two functions, f and g , are illustrated. Use the graphs to answer parts (a)–(f).



- (a) $(f + g)(2)$
- (b) $(f + g)(4)$
- (c) $(f - g)(6)$
- (d) $(g - f)(6)$
- (e) $(f \cdot g)(2)$
- (f) $(\frac{f}{g})(4)$

32. **Granny Shots** The last player in the NBA to use an underhand foul shot (a “granny” shot) was Hall of Fame forward Rick Barry, who retired in 1980. Barry believes that current NBA players could increase their free-throw percentage if they were to use an underhand shot. Since underhand shots are released from a lower position, the angle of the shot must be increased. If a player shoots an underhand foul shot, releasing the ball at a 70-degree angle from a position 3.5 feet above the floor, then the path of the ball can be modeled by the function $h(x) = -\frac{136x^2}{v^2} + 2.7x + 3.5$, where h is the height of the ball above the floor, x is the forward distance

of the ball in front of the foul line, and v is the initial velocity with which the ball is shot in feet per second.

- (a) The center of the hoop is 10 feet above the floor and 15 feet in front of the foul line. Determine the initial velocity with which the ball must be shot for the ball to go through the hoop.
- (b) Write the function for the path of the ball using the velocity found in part (a).
- (c) Determine the height of the ball after it has traveled 9 feet in front of the foul line.
- (d) Find additional points and graph the path of the basketball.

Source: *The Physics of Foul Shots*, Discover, Vol. 21, No. 10, October 2000

33. **Free-throw Shots** According to physicist Peter Brancazio, the key to a successful foul shot in basketball lies in the arc of the shot. Brancazio determined the optimal angle of the arc from the free-throw line to be 45 degrees. The arc also depends on the velocity with which the ball is shot. If a player shoots a foul shot, releasing the ball at a 45-degree angle from a position 6 feet above the floor, then the path of the ball can be modeled by the function

$$h(x) = -\frac{44x^2}{v^2} + x + 6$$

where h is the height of the ball above the floor, x is the forward distance of the ball in front of the foul line, and v is the initial velocity with which the ball is shot in feet per second. Suppose a player shoots a ball with an initial velocity of 28 feet per second.

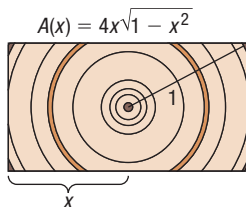
(continued)

- (a) Find the height of the ball after it has traveled 8 feet in front of the foul line.
- (b) Find the height of the ball after it has traveled 12 feet in front of the foul line.
- (c) Find additional points and graph the path of the basketball.
- (d) The center of the hoop is located 10 feet above the floor and 15 feet in front of the foul line. Will the ball go through the hoop? Why or why not? If not, with what initial velocity must the ball be shot in order for the ball to go through the hoop?

Source: *The Physics of Foul Shots*, Discover, Vol. 21, No. 10, October 2000

- 34. Cross-sectional Area** The cross-sectional area of a beam cut from a log with radius 1 foot is given by the function $A(x) = 4x\sqrt{1-x^2}$, where x represents the length, in feet, of half the base of the beam. See the figure.

- (a) Find the domain of A .
- (b) Use a graphing utility to graph the function $A = A(x)$.
- (c) Create a TABLE with TblStart = 0 and $\Delta\text{Tbl} = 0.1$ for $0 \leq x \leq 1$. Which value of x maximizes the cross-sectional area? What should be the length of the base of the beam to maximize the cross-sectional area?



35. Motion of a Golf Ball

A golf ball is hit with an initial velocity of 130 feet per second at an inclination of 45° to the horizontal. In physics, it is established that the height h of the golf ball is given by the function

$$h(x) = \frac{-32x^2}{130^2} + x$$

where x is the horizontal distance that the golf ball has traveled.



- (a) Determine the height of the golf ball after it has traveled 100 feet.
- (b) What is the height after it has traveled 300 feet?
- (c) What is $h(500)$? Interpret this value.
- (d) How far was the golf ball hit?
- (e) Use a graphing utility to graph the function $h = h(x)$.
- (f) Use a graphing utility to determine the distance that the ball has traveled when the height of the ball is 90 feet.
- (g) Create a TABLE with TblStart = 0 and $\Delta\text{Tbl} = 25$. To the nearest 25 feet, how far does the ball travel before it reaches a maximum height? What is the maximum height?
- (h) Adjust the value of ΔTbl until you determine the distance, to within 1 foot, that the ball travels before it reaches its maximum height.

- 36. Effect of Elevation on Weight** If an object weighs m pounds at sea level, then its weight W (in pounds) at a height of h miles above sea level is given approximately by

$$W(h) = m \left(\frac{4000}{4000 + h} \right)^2$$

- (a) If Amy weighs 120 pounds at sea level, how much will she weigh on Pikes Peak, which is 14,110 feet above sea level?
- (b) Use a graphing utility to graph the function $W = W(h)$. Use $m = 120$ pounds.
- (c) Create a TABLE with TblStart = 0 and $\Delta\text{Tbl} = 0.5$ to see how the weight W varies as h changes from 0 to 5 miles.
- (d) At what height will Amy weigh 119.95 pounds?
- (e) Does your answer to part (d) seem reasonable? Explain.

- 37. Cost of Transatlantic Travel** A Boeing 747 crosses the Atlantic Ocean (3000 miles) with an airspeed of 500 miles per hour. The cost C (in dollars) per passenger is given by

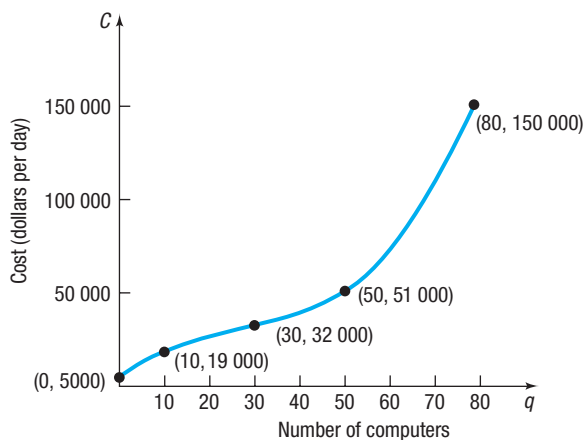
$$C(x) = 100 + \frac{x}{10} + \frac{36,000}{x}$$

where x is the groundspeed (airspeed \pm wind).

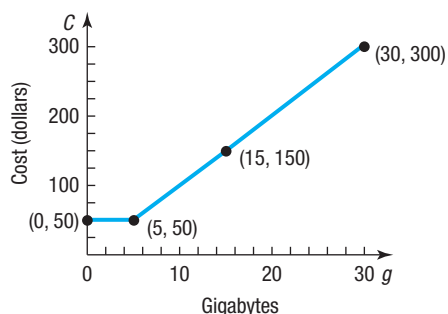
- (a) What is the cost when the groundspeed is 480 miles per hour? 600 miles per hour?
- (b) Find the domain of C .
- (c) Use a graphing utility to graph the function $C = C(x)$.
- (d) Create a TABLE with TblStart = 0 and $\Delta\text{Tbl} = 50$.
- (e) To the nearest 50 miles per hour, what groundspeed minimizes the cost per passenger?

- 38. Reading and Interpreting Graphs** Let C be the function whose graph is given below. This graph represents the cost C of manufacturing q computers in a day.

- (a) Find $C(0)$. Interpret this value.
- (b) Find $C(10)$. Interpret this value.
- (c) Find $C(50)$. Interpret this value.
- (d) What is the domain of C ? What does this domain imply in terms of daily production?
- (e) Describe the shape of the graph.
- (f) The point $(30, 32\,000)$ is called an *inflection point*. Describe the behavior of the graph around the inflection point.



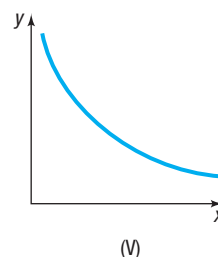
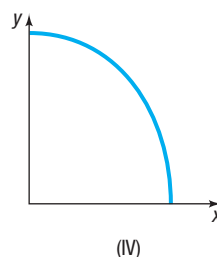
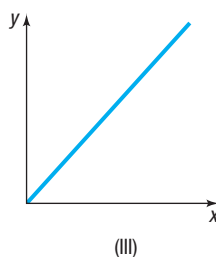
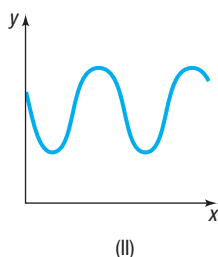
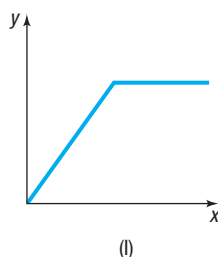
- 39. Reading and Interpreting Graphs** Let C be the function whose graph is given below. This graph represents the cost C of using g gigabytes of data in a month for a data-only plan.
- Find $C(0)$. Interpret this value.
 - Find $C(5)$. Interpret this value.
 - Find $C(15)$. Interpret this value.
 - What is the domain of C ? What does this domain imply in terms of the number of gigabytes?
 - Describe the shape of the graph.



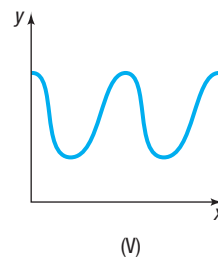
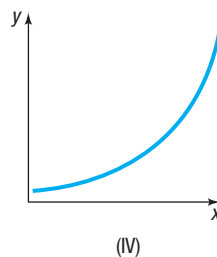
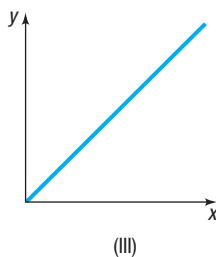
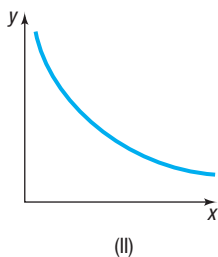
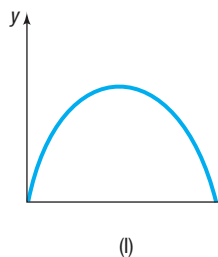
- 40. Challenge Problem** Suppose $f(x) = x^2 - 4x + c$ and $g(x) = \frac{f(x)}{3} - 4$. Find $f(3)$ if $g(-2) = 5$.
- 41. Challenge Problem** Suppose $f(x) = \sqrt{x} + 2$ and $g(x) = x^2 + n$. If $f(g(5)) = 4$, what is the value of $g(n)$?

Explaining Concepts: Discussion and Writing

- Describe how you would find the domain and range of a function if you were given its graph. How would your strategy change if you were given the equation defining the function instead of its graph?
- How many x -intercepts can the graph of a function have? How many y -intercepts can the graph of a function have? Explain why.
- Is a graph that consists of a single point the graph of a function? Can you write the equation of such a function?
- Match each of the following functions with the graph that best describes the situation.
 - The cost of building a house as a function of its square footage
 - The height of an egg dropped from a 300-foot building as a function of time
 - The height of a human as a function of time
 - The demand for Big Macs as a function of price
 - The height of a child on a swing as a function of time

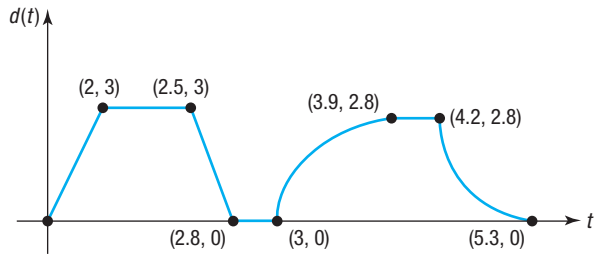


- Match each of the following functions with the graph that best describes the situation.
 - The temperature of a bowl of soup as a function of time
 - The number of hours of daylight per day over a 2-year period
 - The population of Florida as a function of time
 - The distance traveled by a car going at a constant velocity as a function of time
 - The height of a golf ball hit with a 7-iron as a function of time



47. Consider the following scenario: Barbara decides to take a walk. She leaves home, walks 2 blocks in 5 minutes at a constant speed, and realizes that she forgot to lock the door. So Barbara runs home in 1 minute. While at her doorstep, it takes her 1 minute to find her keys and lock the door. Barbara walks 5 blocks in 15 minutes and then decides to jog home. It takes her 7 minutes to get home. Draw a graph of Barbara's distance from home (in blocks) as a function of time.

49. The graph below represents the distance d (in miles) that Kevin was from home as a function of time t (in hours). Answer the questions by referring to the graph. In parts (a)–(g), how many hours elapsed and how far was Kevin from home during the times listed?



- (a) From $t = 0$ to $t = 2$ (b) From $t = 2$ to $t = 2.5$
 (c) From $t = 2.5$ to $t = 2.8$ (d) From $t = 2.8$ to $t = 3$
 (e) From $t = 3$ to $t = 3.9$ (f) From $t = 3.9$ to $t = 4.2$
 (g) From $t = 4.2$ to $t = 5.3$
 (h) What is the farthest distance that Kevin was from home?
 (i) How many times did Kevin return home?

51. Graph a function whose domain is

$$\{x \mid -3 \leq x \leq 8, x \neq 5\}$$

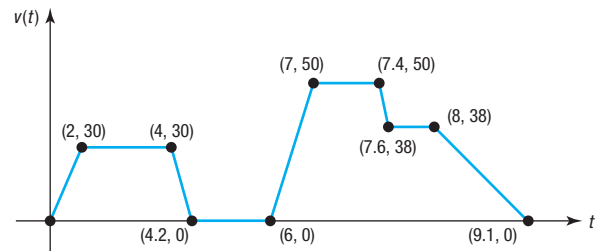
and whose range is

$$\{y \mid -1 \leq y \leq 2, y \neq 0\}$$

What point(s) in the rectangle $-3 \leq x \leq 8, -1 \leq y \leq 2$ cannot be on the graph? Compare your graph with those of other students. What differences do you see?

48. Consider the following scenario: Jayne enjoys riding her bicycle through the woods. At the forest preserve, she gets on her bicycle and rides up a 2000-foot incline in 10 minutes. She then travels down the incline in 3 minutes. The next 5000 feet is level terrain, and she covers the distance in 20 minutes. She rests for 15 minutes. Jayne then travels 10,000 feet in 30 minutes. Draw a graph of Jayne's distance traveled (in feet) as a function of time.

50. The graph below represents the speed v (in miles per hour) of Michael's car as a function of time t (in minutes).



- (a) Over what interval of time was Michael traveling fastest?
 (b) Over what interval(s) of time was Michael's speed zero?
 (c) What was Michael's speed between 0 and 2 minutes?
 (d) What was Michael's speed between 4.2 and 6 minutes?
 (e) What was Michael's speed between 7 and 7.4 minutes?
 (f) When was Michael's speed constant?

52. Is there a function whose graph is symmetric with respect to the x -axis? Explain.

53. Explain why the vertical-line test works.

Retain Your Knowledge

Problems 54–63 are based on material learned earlier in the course. The purpose of these problems is to keep the material fresh in your mind so that you are better prepared for the final exam.

54. If $f(x) = -x^2 + x - 3$, find $f(x - 2)$.
 55. Find the distance between the points $(3, -6)$ and $(1, 0)$.
 56. Write an equation of the line with slope $\frac{2}{3}$ that contains the point $(-6, 4)$.
 57. Find the domain of $g(x) = \sqrt[3]{x + 4} - 5$.
 58. Find the number that must be added to $m^2 - 12m$ to complete the square.
 59. Rationalize the numerator: $\frac{\sqrt{x} - \sqrt{6}}{x - 6}$
 60. Two cars leave an intersection at the same time, one traveling north at 25 mph and the other traveling west at 35 mph. How long will it take for the cars to be 40 miles apart?
 61. Find the numbers x that satisfy both of the inequalities
 $3x + 4 \leq 7$ and $5 - 2x < 13$
 62. Simplify $(5x^2 - 7x + 2) - (8x - 10)$.
 63. Write the inequality $-3 \leq x \leq 10$ in interval notation.

'Are You Prepared?' Answers


1. $(-4, 0), (4, 0), (0, -2), (0, 2)$ 2. False

2.3 Properties of Functions

PREPARING FOR THIS SECTION Before getting started, review the following:

- Intervals (Section A.9, pp. A72–A74)
- Intercepts (Section 1.2, pp. 12–13)
- Slope of a Line (Section 1.3, pp. 20–23)
- Point-Slope Form of a Line (Section 1.3, pp. 24–25)
- Symmetry (Section 1.2, pp. 13–15)

 **Now Work** the 'Are You Prepared?' problems on page 81.

- OBJECTIVES**
- 1 Identify Even and Odd Functions from a Graph (p. 73)
 - 2 Identify Even and Odd Functions from an Equation (p. 74)
 - 3 Use a Graph to Determine Where a Function Is Increasing, Decreasing, or Constant (p. 75)
 - 4 Use a Graph to Locate Local Maxima and Local Minima (p. 76)
 - 5 Use a Graph to Locate the Absolute Maximum and the Absolute Minimum (p. 77)
 - 6  Use a Graphing Utility to Approximate Local Maxima and Local Minima and to Determine Where a Function Is Increasing or Decreasing (p. 79)
 - 7 Find the Average Rate of Change of a Function (p. 79)

To obtain the graph of a function $y = f(x)$, it is often helpful to know properties of the function and the impact of these properties on the graph of the function.

1 Identify Even and Odd Functions from a Graph

The words *even* and *odd*, when discussing a function f , describe the symmetry of the graph of the function.

A function f is even if and only if, whenever the point (x, y) is on the graph of f , the point $(-x, y)$ is also on the graph. Using function notation, we define an even function as follows:

DEFINITION Even Function

A function f is **even** if, for every number x in its domain, the number $-x$ is also in the domain and

$$f(-x) = f(x)$$

A function f is odd if and only if, whenever the point (x, y) is on the graph of f , the point $(-x, -y)$ is also on the graph. Using function notation, we define an odd function as follows:

DEFINITION Odd Function

A function f is **odd** if, for every number x in its domain, the number $-x$ is also in the domain and

$$f(-x) = -f(x)$$

Refer to page 14, where the tests for symmetry are listed. The results below follow.

THEOREM Graphs of Even and Odd Functions

- A function is even if and only if its graph is symmetric with respect to the y -axis.
- A function is odd if and only if its graph is symmetric with respect to the origin.

EXAMPLE 1

Identifying Even and Odd Functions from a Graph

Determine whether each graph given in Figure 21 is the graph of an even function, an odd function, or a function that is neither even nor odd.

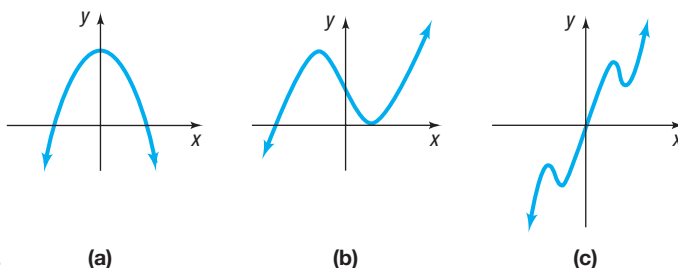


Figure 21

(a)

(b)

(c)

Solution

- (a) The graph in Figure 21(a) is that of an even function, because the graph is symmetric with respect to the y -axis.
- (b) The function whose graph is given in Figure 21(b) is neither even nor odd, because the graph is neither symmetric with respect to the y -axis nor symmetric with respect to the origin.
- (c) The function whose graph is given in Figure 21(c) is odd, because its graph is symmetric with respect to the origin.

 **Now Work** PROBLEMS 25(a), (b), AND (d)

2 Identify Even and Odd Functions from an Equation

EXAMPLE 2

Identifying Even and Odd Functions Algebraically

Determine whether each of the following functions is even, odd, or neither. Then determine whether the graph is symmetric with respect to the y -axis, with respect to the origin, or neither.

(a) $f(x) = x^2 - 5$

(b) $g(x) = x^3 - 1$

(c) $h(x) = 5x^3 - x$

(d) $F(x) = |x|$

Solution

- (a) To determine whether f is even, odd, or neither, replace x by $-x$ in $f(x) = x^2 - 5$.

$$f(-x) = (-x)^2 - 5 = x^2 - 5 = f(x)$$

Since $f(-x) = f(x)$, the function is even, and the graph of f is symmetric with respect to the y -axis.

- (b) Replace x by $-x$ in $g(x) = x^3 - 1$.

$$g(-x) = (-x)^3 - 1 = -x^3 - 1$$

Since $g(-x) \neq g(x)$ and $g(-x) \neq -g(x) = -(x^3 - 1) = -x^3 + 1$, the function is neither even nor odd. The graph of g is not symmetric with respect to the y -axis, nor is it symmetric with respect to the origin.

(c) Replace x by $-x$ in $h(x) = 5x^3 - x$.

$$h(-x) = 5(-x)^3 - (-x) = -5x^3 + x = -(5x^3 - x) = -h(x)$$

Since $h(-x) = -h(x)$, h is an odd function, and the graph of h is symmetric with respect to the origin.

(d) Replace x by $-x$ in $F(x) = |x|$.

$$F(-x) = |-x| = |-1| \cdot |x| = |x| = F(x)$$

Since $F(-x) = F(x)$, F is an even function, and the graph of F is symmetric with respect to the y -axis.

 **Now Work** PROBLEM 37

3 Use a Graph to Determine Where a Function Is Increasing, Decreasing, or Constant

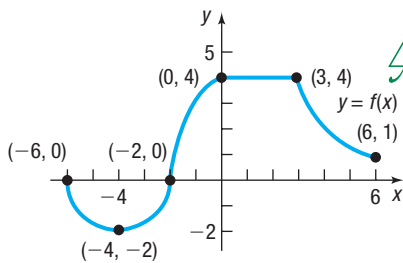


Figure 22

Consider the graph given in Figure 22. If you look from left to right along the graph of the function, you will notice that parts of the graph are going up, parts are going down, and parts are horizontal. In such cases, the function is described as *increasing*, *decreasing*, or *constant*, respectively.

DEFINITIONS Increasing Function, Decreasing Function, Constant Function

- A function f is **increasing** on an interval I if, for any choice of x_1 and x_2 in I , with $x_1 < x_2$, then $f(x_1) < f(x_2)$.
- A function f is **decreasing** on an interval I if, for any choice of x_1 and x_2 in I , with $x_1 < x_2$, then $f(x_1) > f(x_2)$.
- A function f is **constant** on an interval I if, for all choices of x in I , the values $f(x)$ are equal.

In Words

- If a function is increasing, then as the values of x get bigger, the values of the function also get bigger.
- If a function is decreasing, then as the values of x get bigger, the values of the function get smaller.
- If a function is constant, then as the values of x get bigger, the values of the function remain unchanged.

Need to Review?

Interval Notation is discussed in Section A.9, pp. A72–A74.

Figure 23 illustrates the definitions. The graph of an increasing function goes up from left to right, the graph of a decreasing function goes down from left to right, and the graph of a constant function remains at a fixed height. The interval I on which a function is increasing, decreasing, or constant may be open, closed, or half-open/half-closed depending on whether the endpoints of the interval satisfy the required inequality or not.

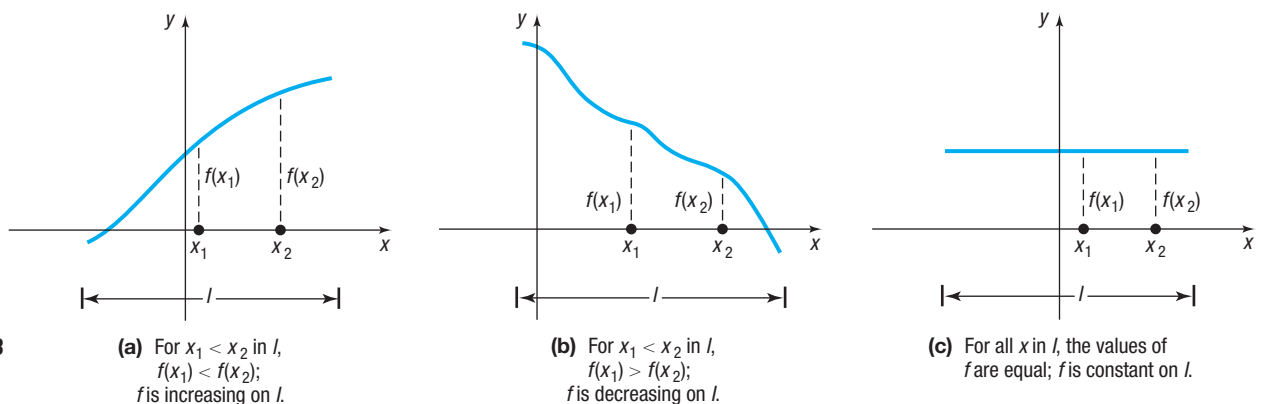


Figure 23

EXAMPLE 3

Determining Where a Function Is Increasing, Decreasing, or Constant from Its Graph

Determine the values of x for which the function in Figure 24 is increasing. Where is it decreasing? Where is it constant?

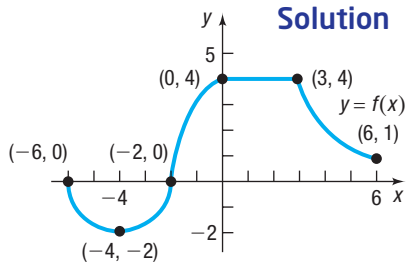


Figure 24

When determining where a function is increasing, where it is decreasing, and where it is constant, we use intervals involving the independent variable x .

The function whose graph is given in Figure 24 is decreasing on the interval $[-6, -4]$ because for any choice of x_1 and x_2 in the interval for which $x_1 < x_2$, we have $f(x_1) > f(x_2)$. For example, -6 is included in the interval where f is decreasing because if x is any number for which $-6 < x \leq -4$, then $f(-6) > f(x)$.

Similarly, f is increasing on the interval $[-4, 0]$ because for any choice of x_1 and x_2 in the interval for which $x_1 < x_2$, we have $f(x_1) < f(x_2)$.

Finally, the function f is constant on the interval $[0, 3]$ and is decreasing on the interval $[3, 6]$.

Now Work PROBLEMS 13, 15, 17, AND 25(c)

4 Use a Graph to Locate Local Maxima and Local Minima



Suppose f is a function defined on an open interval I containing c . If the value of f at c is greater than or equal to the other values of f on I , then f has a *local maximum* at c .[†] See Figure 25(a).

If the value of f at c is less than or equal to the other values of f on I , then f has a *local minimum* at c . See Figure 25(b).

NOTE “Maxima” is the plural of “maximum”; “minima” is the plural of “minimum.”

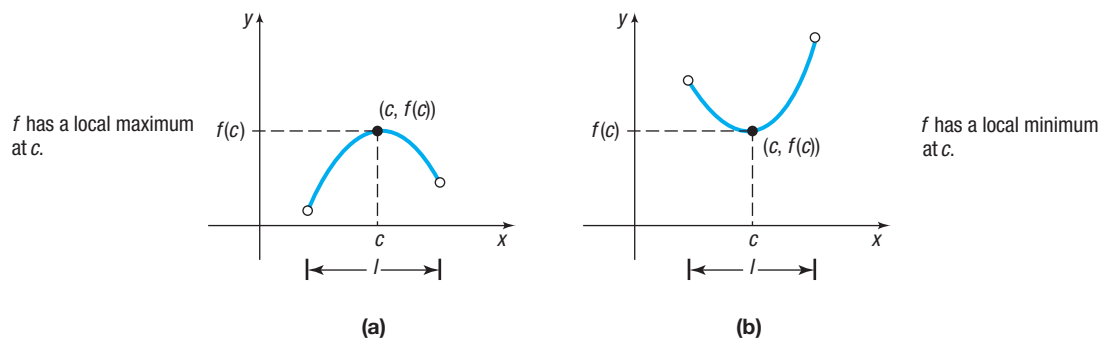


Figure 25 Local maximum and local minimum

DEFINITIONS Local Maximum/Minimum

Let f be a function defined on some interval I and let c be a number in I .

- A function f has a **local maximum** at c if there is an open interval in I containing c so that $f(c) \geq f(x)$ for all x in this open interval. The number $f(c)$ is called a **local maximum value of f** .
- A function f has a **local minimum** at c if there is an open interval in I containing c so that $f(c) \leq f(x)$ for all x in this open interval. The number $f(c)$ is called a **local minimum value of f** .

If f has a local maximum at c , then the value of f at c is greater than or equal to the values of f near c . If f has a local minimum at c , then the value of f at c is less than or equal to the values of f near c . The word *local* is used to suggest that it is only near c , not necessarily over the entire domain, that the value $f(c)$ has these properties.

[†]Some texts use the term *relative* instead of *local*.

EXAMPLE 4

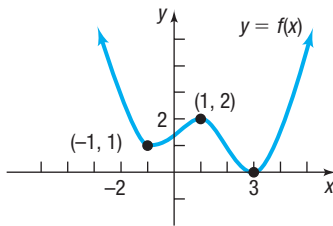


Figure 26

Solution

WARNING The y -value is the local maximum value or local minimum value, and it occurs at some number x . For example, in Figure 26, we say f has a local maximum at 1 and the local maximum value is 2. ■

Finding Local Maxima and Local Minima from the Graph of a Function and Determining Where the Function Is Increasing, Decreasing, or Constant

Figure 26 shows the graph of a function f .

- At what numbers x , if any, does f have a local maximum? List the local maximum value(s).
- At what numbers x , if any, does f have a local minimum? List the local minimum value(s).
- Find the intervals on which f is increasing. Find the intervals on which f is decreasing.

The domain of f is the set of real numbers.

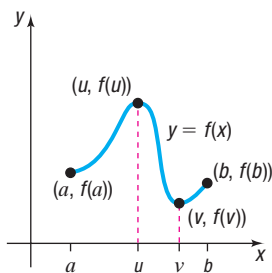
- f has a local maximum at 1, since for all x close to 1, we have $f(x) \leq f(1)$. The local maximum value is $f(1) = 2$.
- f has local minima at -1 and at 3 . The local minimum values are $f(-1) = 1$ and $f(3) = 0$.
- The function whose graph is given in Figure 26 is increasing on the intervals $[-1, 1]$ and $[3, \infty)$, or for $-1 \leq x \leq 1$ and $x \geq 3$. The function is decreasing on the intervals $(-\infty, -1]$ and $[1, 3]$, or for $x \leq -1$ and $1 \leq x \leq 3$.

 **Now Work** PROBLEMS 19 AND 21

5 Use a Graph to Locate the Absolute Maximum and the Absolute Minimum



Look at the graph of the function f given in Figure 27. The domain of f is the closed interval $[a, b]$. Also, the largest value of f is $f(u)$ and the smallest value of f is $f(v)$. These are called, respectively, the *absolute maximum* and the *absolute minimum* of f on $[a, b]$.



domain: $[a, b]$
 for all x in $[a, b]$, $f(x) \leq f(u)$
 for all x in $[a, b]$, $f(x) \geq f(v)$
 absolute maximum: $f(u)$
 absolute minimum: $f(v)$

Figure 27

DEFINITIONS Absolute Maximum and Absolute Minimum

Let f be a function defined on some interval I .

- If there is a number u in I for which $f(u) \geq f(x)$ for all x in I , then f has an **absolute maximum at u** , and the number $f(u)$ is the **absolute maximum of f on I** .
- If there is a number v in I for which $f(v) \leq f(x)$ for all x in I , then f has an **absolute minimum at v** , and the number $f(v)$ is the **absolute minimum of f on I** .

The absolute maximum and absolute minimum of a function f are sometimes called the **absolute extrema** or the **extreme values** of f on I .

The absolute maximum or absolute minimum of a function f may not exist. Let's look at some examples.

EXAMPLE 5

Finding the Absolute Maximum and the Absolute Minimum from the Graph of a Function

For the graph of each function $y = f(x)$ in Figure 28, find the absolute maximum and the absolute minimum, if they exist. Also, find any local maxima or local minima.

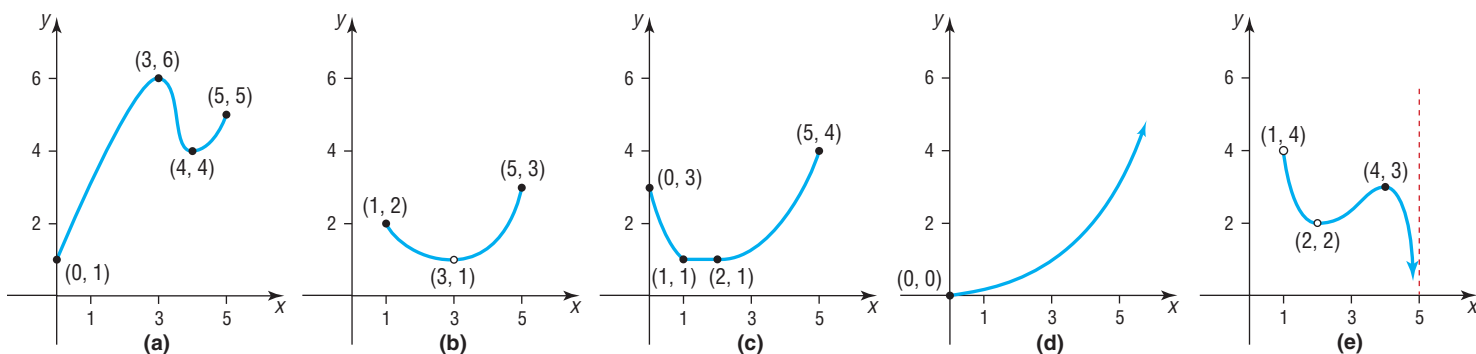


Figure 28

Solution

- (a) The function f whose graph is given in Figure 28(a) has the closed interval $[0, 5]$ as its domain. The largest value of f is $f(3) = 6$, the absolute maximum. The smallest value of f is $f(0) = 1$, the absolute minimum. The function has a local maximum value of 6 at $x = 3$ and a local minimum value of 4 at $x = 4$.
- (b) The function f whose graph is given in Figure 28(b) has domain $\{x \mid 1 \leq x \leq 5, x \neq 3\}$. Note that we exclude 3 from the domain because of the “hole” at $(3, 1)$. The largest value of f on its domain is $f(5) = 3$, the absolute maximum. There is no absolute minimum. Do you see why? As you trace the graph, getting closer to the point $(3, 1)$, there is no single smallest value. [As soon as you claim a smallest value, we can trace closer to $(3, 1)$ and get a smaller value!] The function has no local maxima or minima.
- (c) The function f whose graph is given in Figure 28(c) has the interval $[0, 5]$ as its domain. The absolute maximum of f is $f(5) = 4$. The absolute minimum is 1. Notice that the absolute minimum occurs at any number in the interval $[1, 2]$. The function has a local minimum value of 1 at every x in the interval $[1, 2]$, but it has no local maximum.
- (d) The function f given in Figure 28(d) has the interval $[0, \infty)$ as its domain. The function has no absolute maximum; the absolute minimum is $f(0) = 0$. The function has no local maxima or local minima.
- (e) The function f in Figure 28(e) has domain $\{x \mid 1 < x < 5, x \neq 2\}$. The function has no absolute maximum and no absolute minimum. Do you see why? The function has a local maximum value of 3 at $x = 4$, but no local minimum value.

In calculus, there is a theorem with conditions that guarantee a function will have an absolute maximum and an absolute minimum.

THEOREM Extreme Value Theorem

If a function f is continuous* on a closed interval $[a, b]$, then f has an absolute maximum and an absolute minimum on $[a, b]$.

The absolute maximum (minimum) can be found by selecting the largest (smallest) value of f from the following list:

- The values of f at any local maxima or local minima of f in $[a, b]$.
- The value of f at each endpoint of $[a, b]$ —that is, $f(a)$ and $f(b)$.

*Although a precise definition requires calculus, we'll agree for now that a function is continuous if its graph has no gaps or holes and can be traced without lifting the pencil from the paper.


For example, the graph of the function f given in Figure 28(a) is continuous on the closed interval $[0, 5]$. The Extreme Value Theorem guarantees that f has extreme values on $[0, 5]$. To find them, we list

- The value of f at the local extrema: $f(3) = 6, f(4) = 4$
- The value of f at the endpoints: $f(0) = 1, f(5) = 5$

The largest of these, 6, is the absolute maximum; the smallest of these, 1, is the absolute minimum.

 **Now Work** PROBLEM 49

 **6 Use a Graphing Utility to Approximate Local Maxima and Local Minima and to Determine Where a Function Is Increasing or Decreasing**

 To locate the exact value at which a function f has a local maximum or a local minimum usually requires calculus. However, a graphing utility may be used to approximate these values using the MAXIMUM and MINIMUM features.

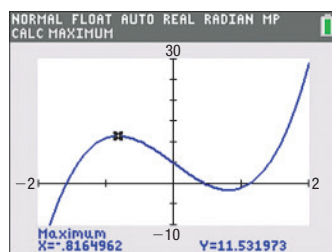
EXAMPLE 6

Using a Graphing Utility to Approximate Local Maxima and Minima and to Determine Where a Function Is Increasing or Decreasing

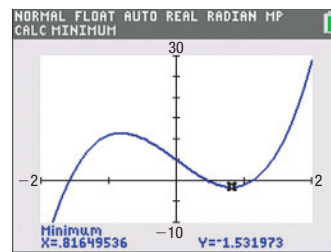
- (a) Use a graphing utility to graph $f(x) = 6x^3 - 12x + 5$ for $-2 \leq x \leq 2$. Approximate where f has a local maximum and where f has a local minimum.
- (b) Determine where f is increasing and where it is decreasing.

Solution

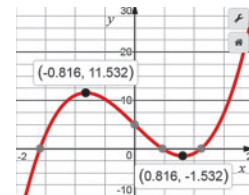
- (a) Graphing utilities have a feature that finds the maximum or minimum point of a graph within a given interval. Graph the function f for $-2 \leq x \leq 2$. Using MAXIMUM on a TI-84 Plus C, we find that the local maximum value is 11.53 and that it occurs at $x = -0.82$, rounded to two decimal places. See Figure 29(a). Using MINIMUM, we find that the local minimum value is -1.53 and that it occurs at $x = 0.82$, rounded to two decimal places. See Figure 29(b). Figure 29(c) shows the two extrema in Desmos.



(a) Local maximum



(b) Local minimum



(c) Local extrema

Figure 29

- (b) Looking at Figure 29, we see that f is increasing on the intervals $[-2, -0.82]$ and $[0.82, 2]$, or for $-2 \leq x \leq -0.82$ and $0.82 \leq x \leq 2$. And f is decreasing on the interval $[-0.82, 0.82]$, or for $-0.82 \leq x \leq 0.82$.

 **Now Work** PROBLEM 57

7 Find the Average Rate of Change of a Function

In Section 1.3, we said that the slope of a line can be interpreted as the average rate of change. To find the average rate of change of a function between any two points on its graph, calculate the slope of the line containing the two points.

DEFINITION Average Rate of Change

If a and b , $a \neq b$, are in the domain of a function $y = f(x)$, the **average rate of change of f** from a to b is defined as

$$\text{Average rate of change} = \frac{\Delta y}{\Delta x} = \frac{f(b) - f(a)}{b - a} \quad a \neq b \quad (1)$$

The symbol Δy in equation (1) is the “change in y ,” and Δx is the “change in x .” The average rate of change of f is the change in y divided by the change in x .

EXAMPLE 7**Finding the Average Rate of Change**

Find the average rate of change of $f(x) = 3x^2$:

- (a) From 1 to 3 (b) From 1 to 5 (c) From 1 to 7

Solution

- (a) The average rate of change of $f(x) = 3x^2$ from 1 to 3 is

$$\frac{\Delta y}{\Delta x} = \frac{f(3) - f(1)}{3 - 1} = \frac{27 - 3}{3 - 1} = \frac{24}{2} = 12$$

- (b) The average rate of change of $f(x) = 3x^2$ from 1 to 5 is

$$\frac{\Delta y}{\Delta x} = \frac{f(5) - f(1)}{5 - 1} = \frac{75 - 3}{5 - 1} = \frac{72}{4} = 18$$

- (c) The average rate of change of $f(x) = 3x^2$ from 1 to 7 is

$$\frac{\Delta y}{\Delta x} = \frac{f(7) - f(1)}{7 - 1} = \frac{147 - 3}{7 - 1} = \frac{144}{6} = 24$$

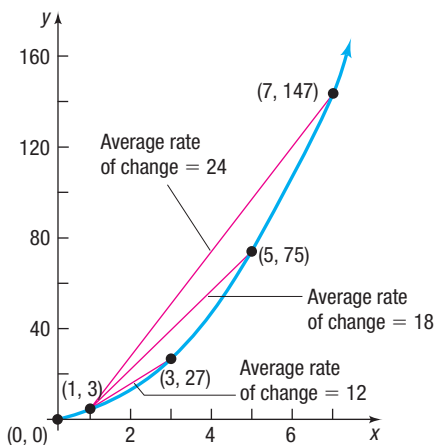



Figure 30 $f(x) = 3x^2$

See Figure 30 for a graph of $f(x) = 3x^2$. The function f is increasing on the interval $[0, \infty)$. The fact that the average rate of change is positive for any x_1, x_2 , $x_1 \neq x_2$, in the interval $[1, 7]$ indicates that f is increasing on $1 \leq x \leq 7$.

 **Now Work** PROBLEM 65

The Secant Line

 The average rate of change of a function has an important geometric interpretation. Look at the graph of $y = f(x)$ in Figure 31. Two points are labeled on the graph: $(a, f(a))$ and $(b, f(b))$. The line containing these two points is called a **secant line**; its slope is

$$m_{\text{sec}} = \frac{f(b) - f(a)}{b - a}$$

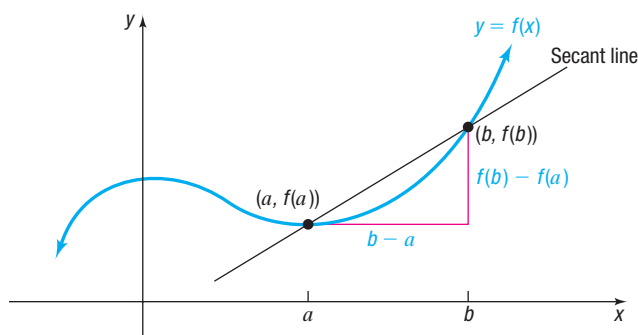


Figure 31 Secant line

THEOREM Slope of a Secant Line

The average rate of change of a function from a to b equals the slope of the secant line containing the two points $(a, f(a))$ and $(b, f(b))$ on its graph.

EXAMPLE 8**Finding an Equation of a Secant Line**

Suppose that $g(x) = 3x^2 - 2x + 3$.

- (a) Find the average rate of change of g from -2 to 1 .
 (b) Find an equation of the secant line containing $(-2, g(-2))$ and $(1, g(1))$.
 (c) Using a graphing utility, draw the graph of g and the secant line obtained in part (b) on the same screen.

Solution

- (a) The average rate of change of $g(x) = 3x^2 - 2x + 3$ from -2 to 1 is

$$\begin{aligned} \text{Average rate of change} &= \frac{g(1) - g(-2)}{1 - (-2)} \\ &= \frac{4 - 19}{3} && \begin{array}{l} g(1) = 3(1)^2 - 2 \cdot 1 + 3 = 4 \\ g(-2) = 3(-2)^2 - 2(-2) + 3 = 19 \end{array} \\ &= -\frac{15}{3} = -5 \end{aligned}$$

- (b) The slope of the secant line containing $(-2, g(-2)) = (-2, 19)$ and $(1, g(1)) = (1, 4)$ is $m_{\text{sec}} = -5$. Use the point-slope form to find an equation of the secant line.

$$\begin{aligned} y - y_1 &= m_{\text{sec}}(x - x_1) && \text{Point-slope form of a secant line} \\ y - 19 &= -5(x - (-2)) && x_1 = -2, y_1 = g(-2) = 19, m_{\text{sec}} = -5 \\ y - 19 &= -5x - 10 && \text{Distribute.} \\ y &= -5x + 9 && \text{Slope-intercept form of the secant line} \end{aligned}$$

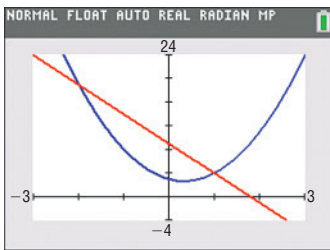


Figure 32 Graph of g and the secant line

- (c) Figure 32 shows the graph of g along with the secant line $y = -5x + 9$ on a TI-84 Plus C.

Now Work PROBLEM 71**2.3 Assess Your Understanding**

'Are You Prepared?' Answers are given at the end of these exercises. If you get a wrong answer, read the pages listed in red.

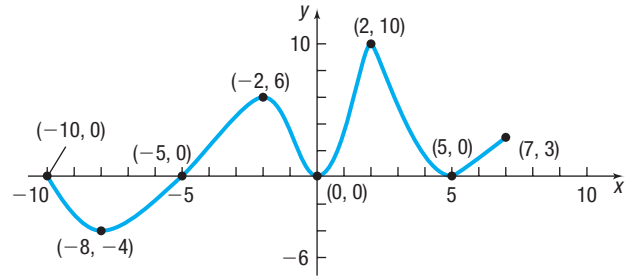
- The interval $(2, 5)$ can be written as the inequality _____. (pp. A72–A74)
- The slope of the line containing the points $(-2, 3)$ and $(3, 8)$ is _____. (pp. 20–23)
- Test the equation $y = 5x^2 - 1$ for symmetry with respect to the x -axis, the y -axis, and the origin. (pp. 13–15)
- Write the point-slope form of the line with slope 5 containing the point $(3, -2)$. (pp. 24–25)
- The intercepts of the graph of $y = x^2 - 9$ are _____. (pp. 12–13)

Concepts and Vocabulary

- A function f is _____ on an interval I if, for any choice of x_1 and x_2 in I , with $x_1 < x_2$, then $f(x_1) < f(x_2)$.
- A(n) _____ function f is one for which $f(-x) = f(x)$ for every x and $-x$ in the domain of f ; a(n) _____ function f is one for which $f(-x) = -f(x)$ for every x and $-x$ in the domain of f .
- True or False** A function f is decreasing on an interval I if, for any choice of x_1 and x_2 in I , with $x_1 < x_2$, then $f(x_1) > f(x_2)$.
- True or False** A function f has a local minimum at c if there is an open interval I containing c so that $f(c) \leq f(x)$ for all x in this open interval.
- True or False** Even functions have graphs that are symmetric with respect to the origin.
- Multiple Choice** An odd function is symmetric with respect to _____.
 (a) the x -axis (b) the y -axis
 (c) the origin (d) the line $y = x$
- Multiple Choice** A function that is continuous on the interval _____ is guaranteed to have both an absolute maximum and an absolute minimum.
 (a) (a, b) (b) $[a, b]$ (c) $[a, b)$ (d) $[a, b]$

Skill Building

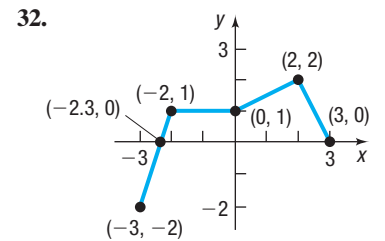
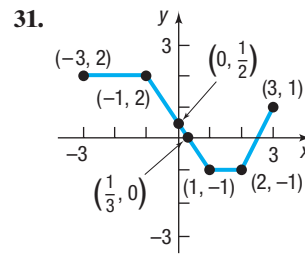
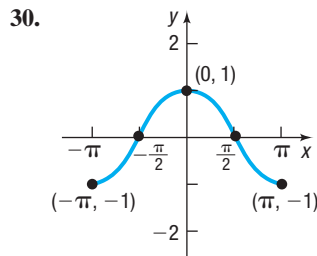
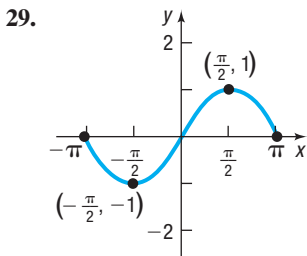
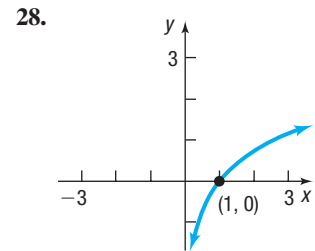
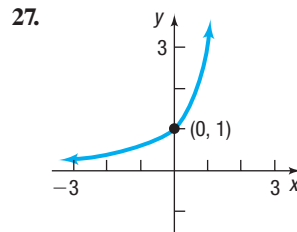
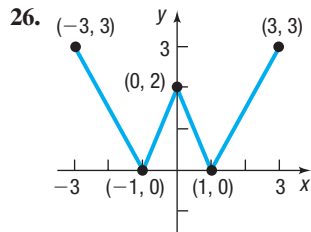
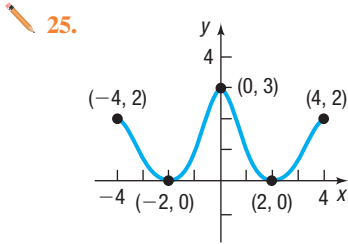
In Problems 13–24, use the graph on the right of the function f .



- 13. Is f increasing on the interval $[-8, -2]$?
- 14. Is f decreasing on the interval $[-8, -4]$?
- 15. Is f increasing on the interval $[-2, 6]$?
- 16. Is f decreasing on the interval $[2, 5]$?
- 17. List the interval(s) on which f is increasing.
- 18. List the interval(s) on which f is decreasing.
- 19. Is there a local maximum at 2? If yes, what is it?
- 20. Is there a local maximum at 5? If yes, what is it?
- 21. List the number(s) at which f has a local maximum. What are the local maximum values?
- 22. List the number(s) at which f has a local minimum. What are the local minimum values?
- 23. Find the absolute minimum of f on $[-10, 7]$.
- 24. Find the absolute maximum of f on $[-10, 7]$.

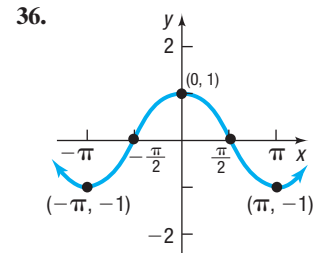
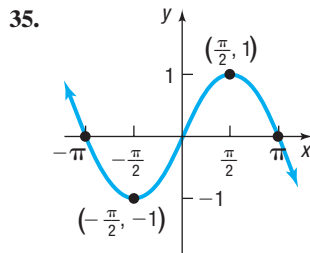
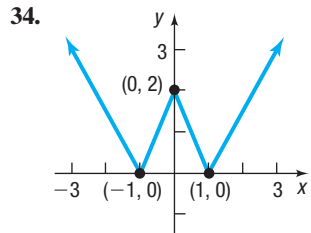
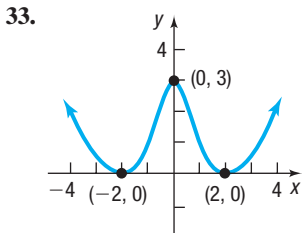
In Problems 25–32, the graph of a function is given. Use the graph to find:

- (a) The intercepts, if any
- (b) The domain and range
- (c) The intervals on which the function is increasing, decreasing, or constant
- (d) Whether the function is even, odd, or neither



In Problems 33–36, the graph of a function f is given. Use the graph to find:

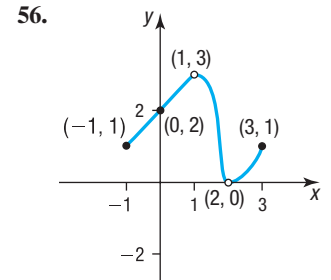
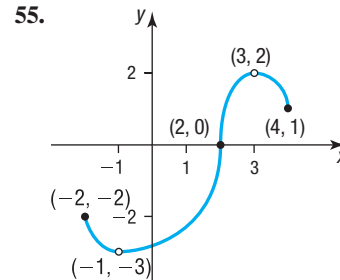
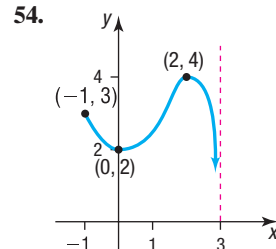
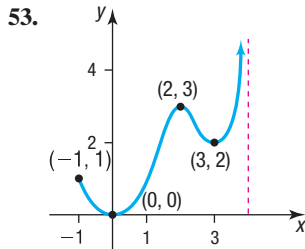
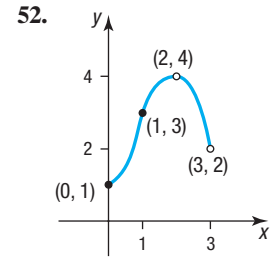
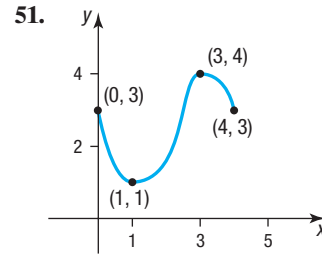
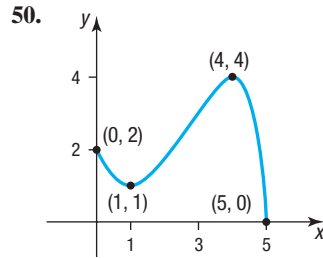
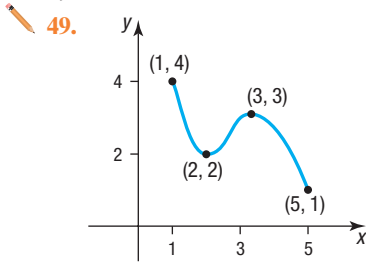
- (a) The numbers, if any, at which f has a local maximum. What are the local maximum values?
- (b) The numbers, if any, at which f has a local minimum. What are the local minimum values?



In Problems 37–48, determine algebraically whether each function is even, odd, or neither.

- 37. $f(x) = 4x^3$
- 38. $f(x) = 2x^4 - x^2$
- 39. $g(x) = 10 - x^2$
- 40. $h(x) = 3x^3 + 5$
- 41. $F(x) = \sqrt[3]{4x}$
- 42. $G(x) = \sqrt{x}$
- 43. $f(x) = x + |x|$
- 44. $f(x) = \sqrt[3]{2x^2 + 1}$
- 45. $g(x) = \frac{1}{x^2 + 8}$
- 46. $h(x) = \frac{x}{x^2 - 1}$
- 47. $h(x) = \frac{-x^3}{3x^2 - 9}$
- 48. $F(x) = \frac{2x}{|x|}$

In Problems 49–56, for each graph of a function $y = f(x)$, find the absolute maximum and the absolute minimum, if they exist. Identify any local maximum values or local minimum values.



In Problems 57–64, use a graphing utility to graph each function over the indicated interval and approximate any local maximum values and local minimum values. Determine where the function is increasing and where it is decreasing. Round answers to two decimal places.

57. $f(x) = x^3 - 3x + 2$ $[-2, 2]$

59. $f(x) = x^5 - x^3$ $[-2, 2]$

61. $f(x) = -0.2x^3 - 0.6x^2 + 4x - 6$ $[-6, 4]$

63. $f(x) = 0.25x^4 + 0.3x^3 - 0.9x^2 + 3$ $[-3, 2]$

58. $f(x) = x^3 - 3x^2 + 5$ $[-1, 3]$

60. $f(x) = x^4 - x^2$ $[-2, 2]$

62. $f(x) = -0.4x^3 + 0.6x^2 + 3x - 2$ $[-4, 5]$

64. $f(x) = -0.4x^4 - 0.5x^3 + 0.8x^2 - 2$ $[-3, 2]$

65. Find the average rate of change of $f(x) = -2x^2 + 4$:

- (a) From 0 to 2 (b) From 1 to 3 (c) From 1 to 4

67. Find the average rate of change of $g(x) = x^3 - 4x + 7$:

- (a) From -3 to -2 (b) From -1 to 1 (c) From 1 to 3

69. $f(x) = 5x - 2$

- (a) Find the average rate of change from 1 to 3.
 (b) Find an equation of the secant line containing $(1, f(1))$ and $(3, f(3))$.

71. $g(x) = x^2 - 2$

- (a) Find the average rate of change from -2 to 1.
 (b) Find an equation of the secant line containing $(-2, g(-2))$ and $(1, g(1))$.

73. $h(x) = x^2 - 2x$

- (a) Find the average rate of change from 2 to 4.
 (b) Find an equation of the secant line containing $(2, h(2))$ and $(4, h(4))$.

75. **Mixed Practice** $g(x) = x^3 - 27x$

- (a) Determine whether g is even, odd, or neither.
 (b) There is a local minimum value of -54 at 3. Determine the local maximum value.

66. Find the average rate of change of $f(x) = -x^3 + 1$:

- (a) From 0 to 2 (b) From 1 to 3 (c) From -1 to 1

68. Find the average rate of change of $h(x) = x^2 - 2x + 3$:

- (a) From -1 to 1 (b) From 0 to 2 (c) From 2 to 5

70. $f(x) = -4x + 1$

- (a) Find the average rate of change from 2 to 5.
 (b) Find an equation of the secant line containing $(2, f(2))$ and $(5, f(5))$.

72. $g(x) = x^2 + 1$

- (a) Find the average rate of change from -1 to 2.
 (b) Find an equation of the secant line containing $(-1, g(-1))$ and $(2, g(2))$.

74. $h(x) = -2x^2 + x$

- (a) Find the average rate of change from 0 to 3.
 (b) Find an equation of the secant line containing $(0, h(0))$ and $(3, h(3))$.

76. **Mixed Practice** $f(x) = -x^3 + 12x$

- (a) Determine whether f is even, odd, or neither.
 (b) There is a local maximum value of 16 at 2. Determine the local minimum value.

Applications and Extensions

77. $F(x) = -x^4 + 8x^2 + 9$

- (a) Determine whether F is even, odd, or neither.
 (b) There is a local maximum value of 25 at $x = 2$. Find a second local maximum value.
 (c) Suppose the area of the region enclosed by the graph of F and the x -axis between $x = 0$ and $x = 3$ is 50.4 square units. Using the result from (a), determine the area of the region enclosed by the graph of F and the x -axis between $x = -3$ and $x = 0$.

78. $G(x) = -x^4 + 32x^2 + 144$
- Determine whether G is even, odd, or neither.
 - There is a local maximum value of 400 at $x = 4$. Find a second local maximum value.
 - Suppose the area of the region enclosed by the graph of G and the x -axis between $x = 0$ and $x = 6$ is 1612.8 square units. Using the result from (a), determine the area of the region enclosed by the graph of G and the x -axis between $x = -6$ and $x = 0$.

79. **Minimum Average Cost** The average cost per hour in dollars, \bar{C} , of producing x riding lawn mowers can be modeled by the function

$$\bar{C}(x) = 0.3x^2 + 21x - 251 + \frac{2500}{x}$$

- Use a graphing utility to graph $\bar{C} = \bar{C}(x)$.
- Determine the number of riding lawn mowers to produce in order to minimize average cost.
- What is the minimum average cost?

80. **Medicine Concentration** The concentration C of a medication in the bloodstream t hours after being administered is modeled by the function

$$C(t) = -0.002t^4 + 0.039t^3 - 0.285t^2 + 0.766t + 0.085$$

- After how many hours will the concentration be highest?
- A woman nursing a child must wait until the concentration is below 0.5 before she can feed him. After taking the medication, how long must she wait before feeding her child?

81. ***E. coli* Growth** A strain of *E. coli* Beu 397-recA441 is placed into a nutrient broth at 30° Celsius and allowed to grow. The data shown in the table are collected. The population is measured in grams and the time in hours. Since population P depends on time t , and each input corresponds to exactly one output, we can say that population is a function of time, so $P(t)$ represents the population at time t .



Time (hours), t	Population (grams), P
0	0.09
2.5	0.18
3.5	0.26
4.5	0.35
6	0.50

- Find the average rate of change of the population from 0 to 2.5 hours.
- Find the average rate of change of the population from 4.5 to 6 hours.
- What is happening to the average rate of change as time passes?

82. **National Debt** The size of the total debt owed by the United States federal government continues to grow. In fact, according to the Department of the Treasury, the debt per person living in the United States is approximately \$63,720 (or over \$172,000 per U.S. household). The following data represent the U.S. debt for the years 2007–2017. Since the debt D depends on the year y , and each input corresponds to exactly one output, the debt is a function of the year. So $D(y)$ represents the debt for each year y .

Year	Debt (billions of dollars)
2007	9008
2008	10,025
2009	11,910
2010	13,562
2011	14,790
2012	16,066
2013	16,738
2014	17,824
2015	18,151
2016	19,573
2017	20,245

Source: www.treasurydirect.gov

- Plot the points (2007, 9008), (2008, 10 025), and so on.
 - Draw a line segment from the point (2007, 9008) to (2012, 16 066). What does the slope of this line segment represent?
 - Find the average rate of change of the debt from 2008 to 2010.
 - Find the average rate of change of the debt from 2011 to 2013.
 - Find the average rate of change of the debt from 2014 to 2016.
 - What appears to be happening to the average rate of change as time passes?
83. For the function $f(x) = x^2$, compute the average rate of change:
- From 0 to 1
 - From 0 to 0.5
 - From 0 to 0.1
 - From 0 to 0.01
 - From 0 to 0.001
- Use a graphing utility to graph each of the secant lines along with f .
- What do you think is happening to the secant lines?
 - What is happening to the slopes of the secant lines? Is there some number that they are getting closer to? What is that number?
84. For the function $f(x) = x^2$, compute the average rate of change:
- From 1 to 2
 - From 1 to 1.5
 - From 1 to 1.1
 - From 1 to 1.01
 - From 1 to 1.001
- Use a graphing utility to graph each of the secant lines along with f .
- What do you think is happening to the secant lines?
 - What is happening to the slopes of the secant lines? Is there some number that they are getting closer to? What is that number?

△ Problems 85–92 require the following discussion of a secant line. The slope of the secant line containing the two points $(x, f(x))$ and $(x + h, f(x + h))$ on the graph of a function $y = f(x)$ may be given as

$$m_{\text{sec}} = \frac{f(x + h) - f(x)}{(x + h) - x} = \frac{f(x + h) - f(x)}{h} \quad h \neq 0$$

(a) Express the slope of the secant line of each function in terms of x and h . Be sure to simplify your answer.

(b) Find m_{sec} for $h = 0.5, 0.1,$ and 0.01 at $x = 1$. What value does m_{sec} approach as h approaches 0?

(c) Find an equation for the secant line at $x = 1$ with $h = 0.01$.



(d) Use a graphing utility to graph f and the secant line found in part (c) in the same viewing window.

85. $f(x) = 2x + 5$

86. $f(x) = -3x + 2$

87. $f(x) = x^2 + 2x$

88. $f(x) = 2x^2 + x$

89. $f(x) = 2x^2 - 3x + 1$

90. $f(x) = -x^2 + 3x - 2$

91. $f(x) = \frac{1}{x}$

92. $f(x) = \frac{1}{x^2}$

△ 93. **Challenge Problem Mean Value Theorem** Suppose $f(x) = x^3 + 2x^2 - x + 6$. From calculus, the Mean Value Theorem guarantees that there is at least one number in the open interval $(-1, 2)$ at which the value of the derivative of f , given by $f'(x) = 3x^2 + 4x - 1$, is equal to the average rate of change of f on the interval. Find all such numbers x in the interval.

94. **Challenge Problem** If f is an odd function, determine whether $g(x) = -2f\left(-\frac{x}{3}\right)$ is even, odd, or neither.

Explaining Concepts: Discussion and Writing

95. Draw the graph of a function that has the following properties: domain: all real numbers; range: all real numbers; intercepts: $(0, -3)$ and $(3, 0)$; a local maximum value of -2 at -1 ; a local minimum value of -6 at 2 . Compare your graph with those of others. Comment on any differences.

96. Redo Problem 95 with the following additional information: increasing on $(-\infty, -1], [2, \infty)$; decreasing on $[-1, 2]$. Again compare your graph with others and comment on any differences.

97. How many x -intercepts can a function defined on an interval have if it is increasing on that interval? Explain.

98. Suppose that a friend of yours does not understand the idea of increasing and decreasing functions. Provide an explanation, complete with graphs, that clarifies the idea.

99. Can a function be both even and odd? Explain.



100. Using a graphing utility, graph $y = 5$ on the interval $[-3, 3]$. Use MAXIMUM to find the local maximum values on $[-3, 3]$. Comment on the result provided by the graphing utility.

101. A function f has a positive average rate of change on the interval $[2, 5]$. Is f increasing on $[2, 5]$? Explain.

102. Show that a constant function $f(x) = b$ has an average rate of change of 0. Compute the average rate of change of $y = \sqrt{4 - x^2}$ on the interval $[-2, 2]$. Explain how this can happen.

Retain Your Knowledge

Problems 103–112 are based on material learned earlier in the course. The purpose of these problems is to keep the material fresh in your mind so that you are better prepared for the final exam.

103. Simplify: $\sqrt{540}$

104. Multiply: $(4a - b)^2$

105. The daily rental charge for a moving truck is \$40 plus a mileage charge of \$0.80 per mile. Express the cost C to rent a moving truck for one day as a function of the number x of miles driven.

106. If a garden snail can travel one mile in 33 hours, how many days will it take for such a snail to travel six miles? Assume the snail travels without stopping.

107. Write the standard form of the equation of a circle with center $(3, -2)$ and radius $r = \frac{\sqrt{6}}{2}$.

△ 108. Factor completely:

$$(x^2 - 2)^3 \cdot 2(3x^5 + 1) \cdot 15x^4 + (3x^5 + 1)^2 \cdot 3(x^2 - 2)^2 \cdot 2x$$

109. Find the midpoint of the line segment connecting the points $(-2, 1)$ and $\left(\frac{3}{5}, -4\right)$.

110. Solve: $|3x + 7| - 3 = 5$

111. Find the real solutions of $x^6 + 7x^3 = 8$.

△ 112. Solve for D if

$$3y^2 \cdot D + 3x^2 - 3xy^2 - 3x^2y \cdot D = 0$$

'Are You Prepared?' Answers

1. $2 < x < 5$

2. 1

3. symmetric with respect to the y -axis

4. $y + 2 = 5(x - 3)$

5. $(-3, 0), (3, 0), (0, -9)$

2.4 Library of Functions; Piecewise-defined Functions

PREPARING FOR THIS SECTION Before getting started, review the following:

- Intercepts (Section 1.2, pp. 12–13)
- Graphs of Key Equations (Section 1.2: Example 3, p. 11; Examples 11–13, pp. 16–17)

 **Now Work** the 'Are You Prepared?' problems on page 94.

- OBJECTIVES**
- 1 Graph the Functions Listed in the Library of Functions (p. 86)
 - 2 Analyze a Piecewise-defined Function (p. 91)

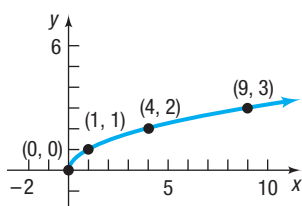


Figure 33 $y = f(x) = \sqrt{x}$

1 Graph the Functions Listed in the Library of Functions

Figure 33 shows the graph of $y = \sqrt{x}$. Based on the Vertical-Line Test, $y = f(x) = \sqrt{x}$ is a function, called the **square root function**. From the graph, we have the following properties:

Properties of $f(x) = \sqrt{x}$

- The domain and the range of $f(x) = \sqrt{x}$ are the set of nonnegative real numbers.
- The x -intercept of the graph of $f(x) = \sqrt{x}$ is 0. The y -intercept of the graph of $f(x) = \sqrt{x}$ is also 0.
- $f(x) = \sqrt{x}$ is neither even nor odd.
- $f(x) = \sqrt{x}$ is increasing on the interval $[0, \infty)$.
- $f(x) = \sqrt{x}$ has an absolute minimum of 0 at $x = 0$.

EXAMPLE 1

Graphing the Cube Root Function

- Determine whether $f(x) = \sqrt[3]{x}$ is even, odd, or neither. State whether the graph of f is symmetric with respect to the y -axis, symmetric with respect to the origin, or neither.
- Find the intercepts, if any, of the graph of $f(x) = \sqrt[3]{x}$.
- Graph $f(x) = \sqrt[3]{x}$.

Solution

- Because

$$f(-x) = \sqrt[3]{-x} = -\sqrt[3]{x} = -f(x)$$

the cube root function is odd. The graph of f is symmetric with respect to the origin.

- The y -intercept is $f(0) = \sqrt[3]{0} = 0$. The x -intercept is found by solving the equation $f(x) = 0$.

$$f(x) = 0$$

$$\sqrt[3]{x} = 0 \quad f(x) = \sqrt[3]{x}$$

$$x = 0 \quad \text{Cube both sides of the equation.}$$

The x -intercept is also 0.

- Use the function to form Table 5 and obtain some points on the graph. Because of the symmetry with respect to the origin, we find only points (x, y) for which $x \geq 0$. Figure 34 shows the graph of $f(x) = \sqrt[3]{x}$.

Table 5

x	$y = f(x) = \sqrt[3]{x}$	(x, y)
0	0	(0, 0)
$\frac{1}{8}$	$\frac{1}{2}$	$(\frac{1}{8}, \frac{1}{2})$
1	1	(1, 1)
8	2	(8, 2)

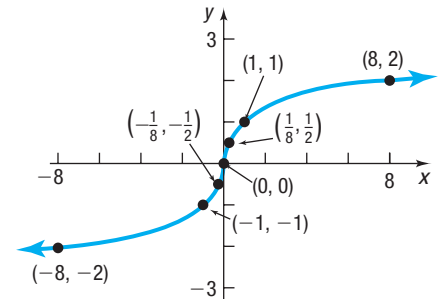


Figure 34 Cube Root Function

From the results of Example 1 and Figure 34, we have the following properties of the cube root function.

Properties of the Cube Root Function $f(x) = \sqrt[3]{x}$

- The domain and the range of $f(x) = \sqrt[3]{x}$ are the set of all real numbers.
- The x -intercept of the graph of $f(x) = \sqrt[3]{x}$ is 0. The y -intercept of the graph of $f(x) = \sqrt[3]{x}$ is also 0.
- $f(x) = \sqrt[3]{x}$ is odd. The graph is symmetric with respect to the origin.
- $f(x) = \sqrt[3]{x}$ is increasing on the interval $(-\infty, \infty)$.
- $f(x) = \sqrt[3]{x}$ does not have any local minima or any local maxima.

EXAMPLE 2

Graphing the Absolute Value Function

- Determine whether $f(x) = |x|$ is even, odd, or neither. State whether the graph of f is symmetric with respect to the y -axis, symmetric with respect to the origin, or neither.
- Determine the intercepts, if any, of the graph of $f(x) = |x|$.
- Graph $f(x) = |x|$.

Solution

- Because

$$\begin{aligned} f(-x) &= |-x| \\ &= |x| = f(x) \end{aligned}$$

the absolute value function is even. The graph of f is symmetric with respect to the y -axis.

- The y -intercept is $f(0) = |0| = 0$. The x -intercept is found by solving the equation $f(x) = |x| = 0$. The x -intercept is 0.
- Use the function to form Table 6 and obtain some points on the graph. Because of the symmetry with respect to the y -axis, we only need to find points (x, y) for which $x \geq 0$. Figure 35 shows the graph of $f(x) = |x|$.

Table 6

x	$y = f(x) = x $	(x, y)
0	0	(0, 0)
1	1	(1, 1)
2	2	(2, 2)
3	3	(3, 3)

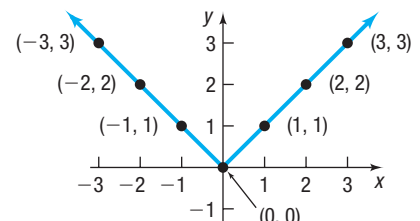


Figure 35 Absolute Value Function

From Example 2 and Figure 35, we have the following properties of the absolute value function.

Properties of the Absolute Value Function $f(x) = |x|$

- The domain of $f(x) = |x|$ is the set of all real numbers. The range of f is $\{y \mid y \geq 0\}$.
- The x -intercept of the graph of $f(x) = |x|$ is 0. The y -intercept of the graph of $f(x) = |x|$ is also 0.
- $f(x) = |x|$ is even. The graph is symmetric with respect to the y -axis.
- $f(x) = |x|$ is decreasing on the interval $(-\infty, 0]$. It is increasing on the interval $[0, \infty)$.
- $f(x) = |x|$ has an absolute minimum of 0 at $x = 0$.

Below is a list of the key functions that we have discussed. In going through this list, pay special attention to the properties of each function, particularly to the domain of each function and to the shape of each graph. Knowing these graphs, along with key points on each graph, lays the foundation for further graphing techniques.

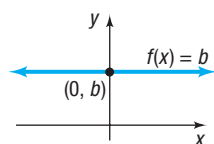


Figure 36 Constant Function

Constant Function

$$f(x) = b \quad b \text{ is a real number}$$

See Figure 36.

The domain of a **constant function** is the set of all real numbers; its range is the set consisting of a single number b . Its graph is a horizontal line whose y -intercept is b . The constant function is an even function.

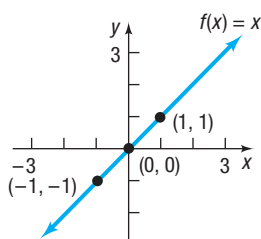


Figure 37 Identity Function

Identity Function

$$f(x) = x$$

See Figure 37.

The domain and the range of the **identity function** are the set of all real numbers. Its graph is a line with slope 1 and y -intercept 0. The line consists of all points for which the x -coordinate equals the y -coordinate. The identity function is an odd function and is increasing over its domain. Note that the graph bisects quadrants I and III.

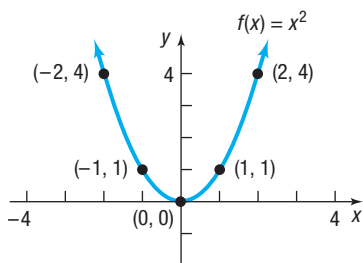


Figure 38 Square Function

Square Function

$$f(x) = x^2$$

See Figure 38.

The domain of the **square function** is the set of all real numbers; its range is the set of nonnegative real numbers. The graph of the square function is a parabola whose intercept is at $(0, 0)$. The square function is an even function that is decreasing on the interval $(-\infty, 0]$ and increasing on the interval $[0, \infty)$.

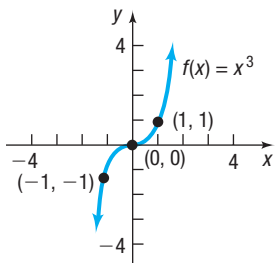


Figure 39 Cube Function

Cube Function

$$f(x) = x^3$$

See Figure 39.

The domain and the range of the **cube function** are the set of all real numbers. The intercept of the graph is at $(0, 0)$. The cube function is odd and is increasing on the interval $(-\infty, \infty)$.

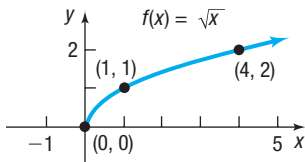


Figure 40 Square Root Function

Square Root Function

$$f(x) = \sqrt{x}$$

See Figure 40.

The domain and the range of the **square root function** are the set of nonnegative real numbers. The intercept of the graph is at $(0, 0)$. The square root function is neither even nor odd and is increasing on the interval $[0, \infty)$.

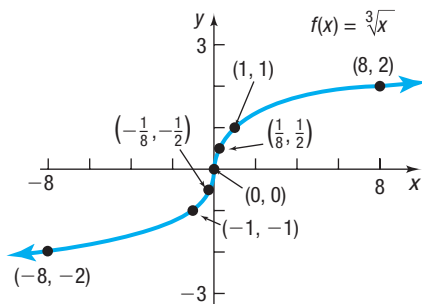


Figure 41 Cube Root Function

Cube Root Function

$$f(x) = \sqrt[3]{x}$$

See Figure 41.

The domain and the range of the **cube root function** are the set of all real numbers. The intercept of the graph is at $(0, 0)$. The cube root function is an odd function that is increasing on the interval $(-\infty, \infty)$.

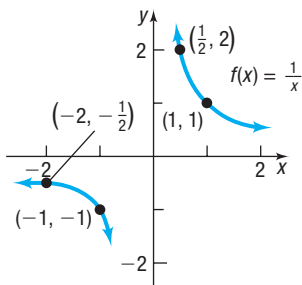


Figure 42 Reciprocal Function

Reciprocal Function

$$f(x) = \frac{1}{x}$$

Refer to Example 13, page 17, for a discussion of the equation $y = \frac{1}{x}$. See Figure 42.

The domain and the range of the **reciprocal function** are the set of all nonzero real numbers. The graph has no intercepts. The reciprocal function is decreasing on the intervals $(-\infty, 0)$ and $(0, \infty)$ and is an odd function.

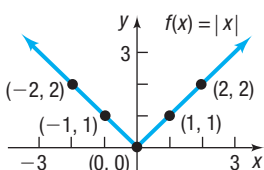


Figure 43 Absolute Value Function

Absolute Value Function

$$f(x) = |x|$$

See Figure 43.

The domain of the **absolute value function** is the set of all real numbers; its range is the set of nonnegative real numbers. The intercept of the graph is at $(0, 0)$. If $x \geq 0$, then $f(x) = x$, and the graph of f is part of the line $y = x$; if $x < 0$, then $f(x) = -x$, and the graph of f is part of the line $y = -x$. The absolute value function is an even function; it is decreasing on the interval $(-\infty, 0]$ and increasing on the interval $[0, \infty)$.

The notation $\text{int}(x)$ stands for the greatest integer less than or equal to x . For example,

$$\text{int}(1) = 1 \quad \text{int}(2.5) = 2 \quad \text{int}\left(\frac{1}{2}\right) = 0 \quad \text{int}\left(-\frac{3}{4}\right) = -1 \quad \text{int}(\pi) = 3$$

Table 7

x	$y = f(x) = \text{int}(x)$	(x, y)
-1	-1	$(-1, -1)$
$-\frac{1}{2}$	-1	$(-\frac{1}{2}, -1)$
$-\frac{1}{4}$	-1	$(-\frac{1}{4}, -1)$
0	0	$(0, 0)$
$\frac{1}{4}$	0	$(\frac{1}{4}, 0)$
$\frac{1}{2}$	0	$(\frac{1}{2}, 0)$
$\frac{3}{4}$	0	$(\frac{3}{4}, 0)$

DEFINITION Greatest Integer Function

$$f(x) = \text{int}(x) = \text{greatest integer less than or equal to } x^*$$

We obtain the graph of $f(x) = \text{int}(x)$ by plotting several points. See Table 7. For values of x , $-1 \leq x < 0$, the value of $f(x) = \text{int}(x)$ is -1 ; for values of x , $0 \leq x < 1$, the value of f is 0. See Figure 44 for the graph.

The domain of the **greatest integer function** is the set of all real numbers; its range is the set of integers. The y -intercept of the graph is 0. The x -intercepts lie in the interval $[0, 1)$. The greatest integer function is neither even nor odd. It is constant on every interval of the form $[k, k + 1)$, for k an integer. In Figure 44, a solid dot indicates, for example, that at $x = 1$ the value of f is $f(1) = 1$; an open circle is used to show that the value of f is not 0 at $x = 1$.

Although a precise definition requires calculus, in a rough sense, a function is *continuous* if its graph has no gaps or holes and can be traced without lifting the pencil from the paper on which the graph is drawn. A function is *discontinuous* if its graph has gaps or holes and cannot be traced without lifting the pencil from the paper.

The greatest integer function is also called a **step function**. At $x = 0$, $x = \pm 1$, $x = \pm 2$, and so on, this function is discontinuous because, at integer values, the graph suddenly “steps” from one value to another without taking on any of the intermediate values. For example, to the immediate left of $x = 3$, the y -coordinates of the points on the graph are 2, and at $x = 3$ and to the immediate right of $x = 3$, the y -coordinates of the points on the graph are 3.

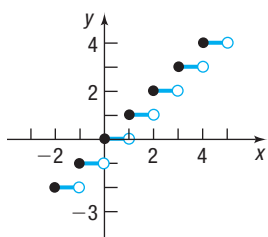
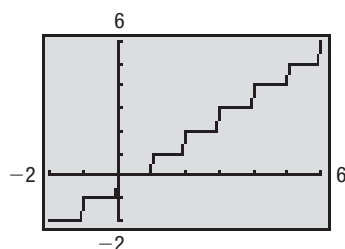


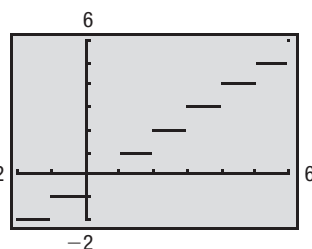
Figure 44 Greatest Integer Function



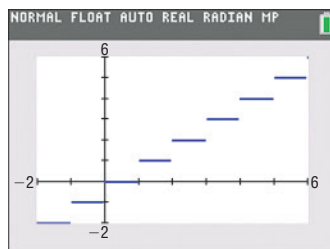
COMMENT When graphing a function using a graphing utility, typically you can choose either **connected mode**, in which points plotted on the screen are connected, making the graph appear continuous, or **dot mode**, in which only the points plotted appear. When graphing the greatest integer function with a graphing utility, it may be necessary to be in **dot mode**. This is to prevent the utility from “connecting the dots” when $f(x)$ changes from one integer value to the next. However, some utilities will display the gaps even when in “connected” mode. See Figure 45.



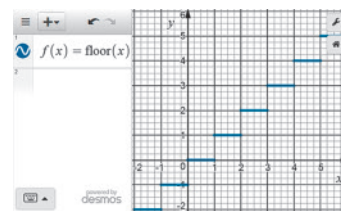
(a) TI-83 Plus, connected mode



(b) TI-83 Plus, dot mode



(c) TI-84 Plus C



(d) Desmos

Figure 45 $f(x) = \text{int}(x)$

The functions discussed so far are basic. Whenever you encounter one of them, you should see a mental picture of its graph. For example, if you encounter the function $f(x) = x^2$, you should see in your mind’s eye a picture of a parabola.

Now Work PROBLEMS 11 THROUGH 18

*Some texts use the notation $f(x) = [x]$ or call the greatest integer function the “floor function” and use the notation $f(x) = \lfloor x \rfloor$.

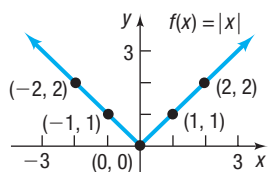


Figure 46 Absolute Value Function

2 Analyze a Piecewise-defined Function

Sometimes a function is defined using different equations on different parts of its domain. For example, the absolute value function $f(x) = |x|$ is actually defined by two equations: $f(x) = x$ if $x \geq 0$ and $f(x) = -x$ if $x < 0$. See Figure 46. For convenience, these equations are generally combined into one expression as

$$f(x) = |x| = \begin{cases} x & \text{if } x \geq 0 \\ -x & \text{if } x < 0 \end{cases}$$

When a function is defined by different equations on different parts of its domain, it is called a **piecewise-defined** function.

EXAMPLE 3

Analyzing a Piecewise-defined Function

A piecewise-defined function f is defined as

$$f(x) = \begin{cases} -2x & \text{if } x < 0 \\ \sqrt{x} & \text{if } x \geq 0 \end{cases}$$

- Find $f(-4)$, $f(0)$, and $f(4)$.
- Find the domain of f .
- Locate any intercepts.
- Graph f .
- Use the graph to find the range of f .

Solution

- When evaluating a piecewise-defined function, we first must identify which equation should be used in the evaluation. We do this by identifying in which part of the domain the value for the independent variable lies.

- To find $f(-4)$, observe that $-4 < 0$ so $x = -4$ lies in the domain of the first equation. This means that when $x = -4$, the equation for f is $f(x) = -2x$.

Then

$$f(-4) = -2(-4) = 8$$

- To find $f(0)$, observe that when $x = 0$, the equation for f is $f(x) = \sqrt{x}$.

Then

$$f(0) = \sqrt{0} = 0$$

- To find $f(4)$, observe that when $x = 4$, the equation for f is $f(x) = \sqrt{x}$.

Then

$$f(4) = \sqrt{4} = 2$$

- The domain of the first equation of the function f is the set of all negative real numbers, $\{x|x < 0\}$, or $(-\infty, 0)$ in interval notation. The domain of the second equation of the function f is the set of all nonnegative real numbers, $\{x|x \geq 0\}$, or $[0, \infty)$ in interval notation. The domain of the function is the union of the domains of the individual equations. Since

$$(-\infty, 0) \cup [0, \infty) = (-\infty, \infty)$$

the domain of f is the set of all real numbers.

- The y -intercept of the graph of the function is $f(0)$. Because the equation for f when $x = 0$ is $f(x) = \sqrt{x}$, the y -intercept is $f(0) = \sqrt{0} = 0$.

(continued)

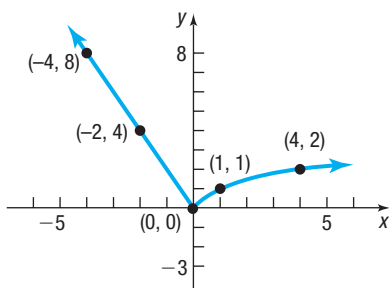


Figure 47

The x -intercepts of the graph of a function are the real solutions to the equation $f(x) = 0$. To find the x -intercepts of f , solve $f(x) = 0$ for each equation of the function, and then determine which values of x , if any, satisfy the domain of the equation.

$$\begin{array}{ll} f(x) = 0 & x < 0 & f(x) = 0 & x \geq 0 \\ -2x = 0 & & \sqrt{x} = 0 & \\ x = 0 & & x = 0 & \end{array}$$

The result on the left ($x = 0$) is discarded because it does not satisfy the condition $x < 0$. The result on the right ($x = 0$) is obtained under the condition $x \geq 0$, so 0 is an x -intercept. The only intercept is $(0, 0)$.

- (d) To graph f , graph each equation. First graph the line $y = -2x$ and keep only the part for which $x < 0$. Then graph the square root function $y = \sqrt{x}$ for $x \geq 0$. See Figure 47.
- (e) From the graph, we conclude that the range of f is the set of nonnegative real numbers, or the interval $[0, \infty)$.

EXAMPLE 4

Analyzing a Piecewise-defined Function

A piecewise-defined function f is defined as

$$f(x) = \begin{cases} -2x + 1 & \text{if } -3 \leq x < 1 \\ 2 & \text{if } x = 1 \\ x^2 & \text{if } x > 1 \end{cases}$$

- (a) Find $f(-2)$, $f(1)$, and $f(2)$.
- (b) Find the domain of f .
- (c) Locate any intercepts.
- (d) Graph f .
- (e) Use the graph to find the range of f .

Solution

- (a) To find $f(-2)$, observe that $-3 \leq -2 < 1$, so when $x = -2$, the equation for f is given by $f(x) = -2x + 1$. Then

$$f(-2) = -2(-2) + 1 = 5 \quad f(x) = -2x + 1 \quad \text{if } -3 \leq x < 1$$

To find $f(1)$, observe that when $x = 1$, the equation for f is $f(x) = 2$. So,

$$f(1) = 2 \quad f(x) = 2 \quad \text{if } x = 1$$

When $x = 2$, the equation for f is $f(x) = x^2$. Then

$$f(2) = 2^2 = 4 \quad f(x) = x^2 \quad \text{if } x > 1$$

- (b) The domain of f is the union of the domains of each equation in the piecewise-defined function. So the domain of f is $[-3, 1) \cup \{1\} \cup (1, \infty) = [-3, \infty)$. The domain of f is $[-3, \infty)$ in interval notation, or $\{x \mid x \geq -3\}$ in set notation.
- (c) The y -intercept of the graph of the function is $f(0)$. Because the equation for f when $x = 0$ is $f(x) = -2x + 1$, the y -intercept is $f(0) = -2 \cdot 0 + 1 = 1$. The x -intercepts of the graph of a function f are the real solutions of the equation $f(x) = 0$. To find the x -intercepts of f , solve $f(x) = 0$ for each equation of the function, and then determine what values of x , if any, are in the domain of the equation.

$$\begin{array}{lll} f(x) = 0 & -3 \leq x < 1 & f(x) = 0 & x = 1 & f(x) = 0 & x > 1 \\ -2x + 1 = 0 & & 2 = 0 & & x^2 = 0 & \\ -2x = -1 & & \text{No solution} & & x = 0 & \\ x = \frac{1}{2} & & & & & \end{array}$$

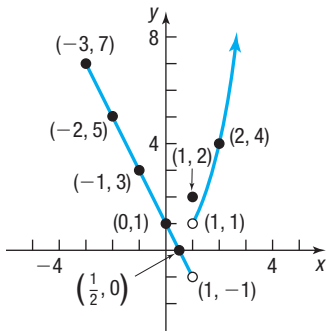


Figure 48

The first potential x -intercept, $x = \frac{1}{2}$, satisfies the condition $-3 \leq x < 1$, so $x = \frac{1}{2}$ is an x -intercept. The second potential x -intercept, $x = 0$, does not satisfy the condition $x > 1$, so we discard it. The only x -intercept is $\frac{1}{2}$. The intercepts are $(0, 1)$ and $(\frac{1}{2}, 0)$.

(d) To graph f , first graph the line $y = -2x + 1$ and keep only the part for which $-3 \leq x < 1$. When $x = 1$, $f(x) = 2$, so plot the point $(1, 2)$. Finally, graph the parabola $y = x^2$ and keep only the part for which $x > 1$. See Figure 48. Notice we use open circles at the points $(1, -1)$ and $(1, 1)$ to indicate these points are not part of the graph.

(e) From the graph, we conclude that the range of f is $\{y \mid y > -1\}$, or the interval $(-1, \infty)$.

 **Now Work** PROBLEM 31



EXAMPLE 5

Cost of Electricity

In the spring of 2018, Duke Energy Progress supplied electricity to residences in South Carolina for a monthly customer charge of \$8.29 plus 8.6035¢ per kilowatt-hour (kWh) for the first 1000 kWh supplied in the month and 9.1446¢ per kWh for all usage over 1000 kWh in the month.

- What is the charge for using 500 kWh in a month?
- What is the charge for using 1500 kWh in a month?
- If C is the monthly charge for x kWh, develop a model relating the monthly charge and kilowatt-hours used. That is, express C as a function of x .

Source: Duke Energy Progress, 2018

Solution

- (a) For 500 kWh, the charge is \$8.29 plus (8.6035¢ = \$0.086035) per kWh. That is,

$$\text{Charge} = \$8.29 + \$0.086035 \cdot 500 = \$51.31$$

- (b) For 1500 kWh, the charge is \$8.29 plus 8.6035¢ per kWh for the first 1000 kWh plus 9.1446¢ per kWh for the 500 kWh in excess of 1000. That is,

$$\text{Charge} = \$8.29 + \$0.086035 \cdot 1000 + \$0.091446 \cdot 500 = \$140.05$$

- (c) Let x represent the number of kilowatt-hours used. If $0 \leq x \leq 1000$, then the monthly charge C (in dollars) can be found by multiplying x times \$0.086035 and adding the monthly customer charge of \$8.29. So if $0 \leq x \leq 1000$, then

$$C(x) = 0.086035x + 8.29$$

For $x > 1000$, the charge is $0.086035 \cdot 1000 + 8.29 + 0.091446(x - 1000)$, since $(x - 1000)$ equals the usage in excess of 1000 kWh, which costs \$0.091446 per kWh. That is, if $x > 1000$, then

$$\begin{aligned} C(x) &= 0.086035 \cdot 1000 + 8.29 + 0.091446(x - 1000) \\ &= 86.035 + 8.29 + 0.091446x - 91.446 \\ &= 0.091446x + 2.879 \end{aligned}$$

The rule for computing C follows two equations:

$$C(x) = \begin{cases} 0.086035x + 8.29 & \text{if } 0 \leq x \leq 1000 \\ 0.091446x + 2.879 & \text{if } x > 1000 \end{cases} \quad \text{The model}$$

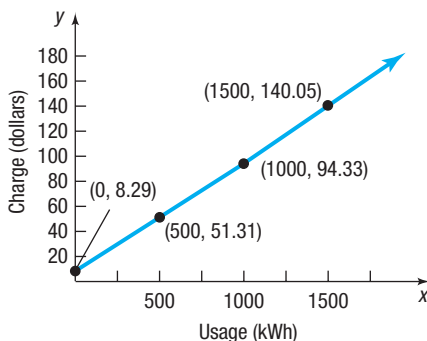


Figure 49

See Figure 49 for the graph. Note that the two graphs are both lines, but they have different slopes (rates) and intersect at the point $(1000, 94.33)$.

2.4 Assess Your Understanding

'Are You Prepared?' Answers are given at the end of these exercises. If you get a wrong answer, read the pages listed in red.

- Graph $y = \sqrt{x}$. (p. 16)
- Graph $y = \frac{1}{x}$. (p. 17)
- Find the intercepts of the equation $y = x^3 - 8$. (pp. 12–13)

Concepts and Vocabulary

- The function $f(x) = x^2$ is decreasing on the interval _____.
- When functions are defined by more than one equation, they are called _____ functions.
- True or False** The cube function is odd and is increasing on the interval $(-\infty, \infty)$.
- True or False** The cube root function is odd and is decreasing on the interval $(-\infty, \infty)$.
- True or False** The domain and the range of the reciprocal function are the set of all real numbers.

9. Multiple Choice Which of the following functions has a graph that is symmetric about the y-axis?

(a) $y = \sqrt{x}$ (b) $y = |x|$ (c) $y = x^3$ (d) $y = \frac{1}{x}$

10. Multiple Choice Consider the following function.

$$f(x) = \begin{cases} 3x - 2 & \text{if } x < 2 \\ x^2 + 5 & \text{if } 2 \leq x < 10 \\ 3 & \text{if } x \geq 10 \end{cases}$$

Which expression(s) should be used to find the y-intercept?

(a) $3x - 2$ (b) $x^2 + 5$ (c) 3 (d) all three

Skill Building

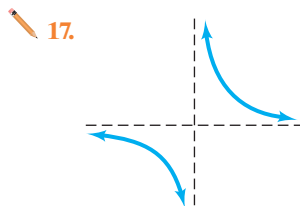
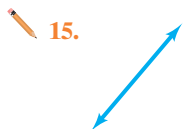

In Problems 11–18, match each graph to its function.

A. Constant function
E. Square root function

B. Identity function
F. Reciprocal function

C. Square function
G. Absolute value function

D. Cube function
H. Cube root function



In Problems 19–26, graph each function. Be sure to label three points on the graph.

19. $f(x) = x$

20. $f(x) = x^2$

21. $f(x) = x^3$

22. $f(x) = \sqrt{x}$

23. $f(x) = \frac{1}{x}$

24. $f(x) = |x|$

25. $f(x) = \sqrt[3]{x}$

26. $f(x) = 3$

27. If $f(x) = \begin{cases} -x^2 & \text{if } x < 0 \\ 4 & \text{if } x = 0 \\ 3x - 2 & \text{if } x > 0 \end{cases}$ find:

(a) $f(-3)$ (b) $f(0)$ (c) $f(3)$

28. If $f(x) = \begin{cases} -3x & \text{if } x < -1 \\ 0 & \text{if } x = -1 \\ 2x^2 + 1 & \text{if } x > -1 \end{cases}$ find:

(a) $f(-2)$ (b) $f(-1)$ (c) $f(0)$

29. If $f(x) = \begin{cases} 2x + 4 & \text{if } -3 \leq x \leq 1 \\ x^3 - 1 & \text{if } 1 < x \leq 5 \end{cases}$ find:

(a) $f(-2)$ (b) $f(0)$ (c) $f(1)$ (d) $f(3)$

30. If $f(x) = \begin{cases} x^3 & \text{if } -2 \leq x < 1 \\ 3x + 2 & \text{if } 1 \leq x \leq 4 \end{cases}$ find:

(a) $f(-1)$ (b) $f(0)$ (c) $f(1)$ (d) $f(3)$

In Problems 31–42:

(a) Find the domain of each function.

(b) Locate any intercepts.

(c) Graph each function.

(d) Based on the graph, find the range.

31. $f(x) = \begin{cases} 2x & \text{if } x \neq 0 \\ 1 & \text{if } x = 0 \end{cases}$

32. $f(x) = \begin{cases} 3x & \text{if } x \neq 0 \\ 4 & \text{if } x = 0 \end{cases}$

33. $f(x) = \begin{cases} -2x + 3 & \text{if } x < 1 \\ 3x - 2 & \text{if } x \geq 1 \end{cases}$

34. $f(x) = \begin{cases} x + 3 & \text{if } x < -2 \\ -2x - 3 & \text{if } x \geq -2 \end{cases}$

35. $f(x) = \begin{cases} x + 3 & \text{if } -2 \leq x < 1 \\ 5 & \text{if } x = 1 \\ -x + 2 & \text{if } x > 1 \end{cases}$

36. $f(x) = \begin{cases} 2x + 5 & \text{if } -3 \leq x < 0 \\ -3 & \text{if } x = 0 \\ -5x & \text{if } x > 0 \end{cases}$

37. $f(x) = \begin{cases} 1 + x & \text{if } x < 0 \\ x^2 & \text{if } x \geq 0 \end{cases}$

38. $f(x) = \begin{cases} \frac{1}{x} & \text{if } x < 0 \\ x & \text{if } x \geq 0 \end{cases}$

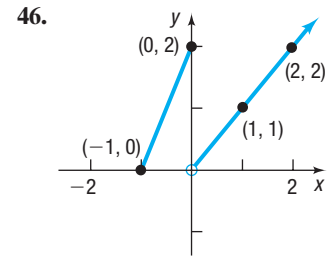
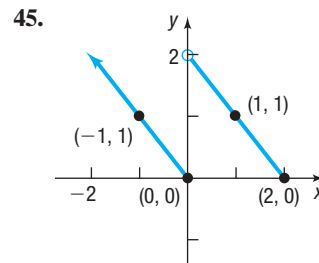
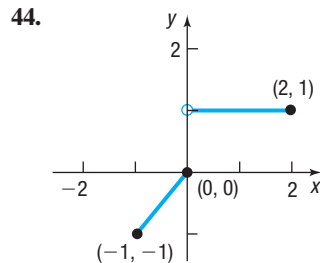
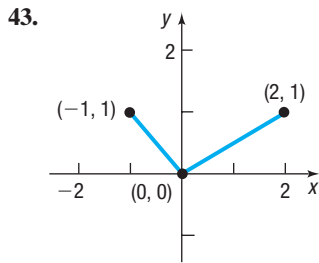
39. $f(x) = \begin{cases} |x| & \text{if } -2 \leq x < 0 \\ x^3 & \text{if } x > 0 \end{cases}$

40. $f(x) = \begin{cases} 2 - x & \text{if } -3 \leq x < 1 \\ \sqrt{x} & \text{if } x > 1 \end{cases}$

41. $f(x) = \begin{cases} x^2 & \text{if } 0 < x \leq 2 \\ x + 2 & \text{if } 2 < x < 5 \\ 7 & \text{if } x \geq 5 \end{cases}$

42. $f(x) = \begin{cases} 3x + 5 & \text{if } -3 \leq x < 0 \\ 5 & \text{if } 0 \leq x \leq 2 \\ x^2 + 1 & \text{if } x > 2 \end{cases}$

In Problems 43–46, the graph of a piecewise-defined function is given. Write a definition for each function.



47. If $f(x) = \text{int}(2x)$, find

(a) $f(1.7)$ (b) $f(2.8)$ (c) $f(-3.6)$

48. If $f(x) = \text{int}\left(\frac{x}{2}\right)$, find

(a) $f(1.2)$ (b) $f(1.6)$ (c) $f(-1.8)$

Applications and Extensions

49. (a) Graph $f(x) = \begin{cases} (x - 1)^2 & \text{if } 0 \leq x < 2 \\ -2x + 10 & \text{if } 2 \leq x \leq 6 \end{cases}$

(b) Find the domain of f .

(c) Find the absolute maximum and the absolute minimum, if they exist.

51. **Tablet Service** A monthly tablet plan costs \$34.99. It includes 3 gigabytes of data and charges \$15 per gigabyte for additional gigabytes. The following function is used to compute the monthly cost for a subscriber.

$$C(x) = \begin{cases} 34.99 & \text{if } 0 \leq x \leq 3 \\ 15x - 10.01 & \text{if } x > 3 \end{cases}$$

Compute the monthly cost for each of the following gigabytes of use.

(a) 2 (b) 5 (c) 13

50. (a) Graph $f(x) = \begin{cases} -x + 1 & \text{if } -2 \leq x < 0 \\ 2 & \text{if } x = 0 \\ x + 1 & \text{if } 0 < x \leq 2 \end{cases}$

(b) Find the domain of f .

(c) Find the absolute maximum and the absolute minimum, if they exist.

52. **Parking at O'Hare International Airport** The short-term (no more than 24 hours) parking fee F (in dollars) for parking x hours on a weekday at O'Hare International Airport's main parking garage can be modeled by the function

$$F(x) = \begin{cases} 2 - 3 \text{ int}(1 - x) & \text{if } 0 < x \leq 4 \\ 2 - 9 \text{ int}(3 - x) & \text{if } 4 < x \leq 9 \\ 74 & \text{if } 9 < x \leq 24 \end{cases}$$

Determine the fee for parking in the short-term parking garage for

(a) 2 hours (b) 7 hours
(c) 15 hours (d) 8 hours and 24 minutes

Source: O'Hare International Airport

53. Cost of Natural Gas In March 2018, Spire, Inc. had the following rate schedule for natural gas usage in single-family residences.

Monthly service charge	\$23.44
Delivery charge	
First 30 therms	\$0.91686/therm
Over 30 therms	\$0
Natural gas cost	
First 30 therms	\$0.26486/therm
Over 30 therms	\$0.50897/therm

- (a) What is the charge for using 20 therms in a month?
 (b) What is the charge for using 150 therms in a month?
 (c) Develop a function that models the monthly charge C for x therms of gas.
 (d) Graph the function found in part (c).

Source: Spire, Inc.

54. Cost of Natural Gas In April 2018, Nicor Gas had the following rate schedule for natural gas usage in small businesses.

Monthly customer charge	\$90.00
Distribution charge	
1st 150 therms	\$0.1201/therm
Next 4850 therms	\$0.0549/therm
Over 5000 therms	\$0.0482/therm
Gas supply charge	\$0.35/therm

- (a) What is the charge for using 1000 therms in a month?
 (b) What is the charge for using 6000 therms in a month?
 (c) Develop a function that models the monthly charge C for x therms of gas.
 (d) Graph the function found in part (c).

Source: Nicor Gas

55. Federal Income Tax Two 2018 Tax Rate Schedules are given in the accompanying table. If x equals taxable income and y equals the tax due, construct a function $y = f(x)$ for Schedule X.

2018 Tax Rate Schedules									
Schedule X—Single					Schedule Y-1—Married Filing Jointly or Qualified Widow(er)				
If Taxable Income is Over	But Not Over	The Tax is This Amount	Plus This %	Of the Excess Over	If Taxable Income is Over	But Not Over	The Tax is This Amount	Plus This %	Of the Excess Over
\$0	\$9,525	\$0	+	10%	\$0	\$19,050	\$0	+	10%
9,525	38,700	952.50	+	12%	19,050	77,400	1,905	+	12%
38,700	82,500	4,453.50	+	22%	77,400	165,000	8,907.00	+	22%
82,500	157,500	14,089.50	+	24%	165,000	315,000	28,179.00	+	24%
157,500	200,000	32,089.50	+	32%	315,000	400,000	64,179.00	+	32%
200,000	500,000	45,689.50	+	35%	400,000	600,000	91,379.00	+	35%
500,000	—	150,689.50	+	37%	600,000	—	161,379.00	+	37%

56. Federal Income Tax Refer to the 2018 tax rate schedules. If x equals taxable income and y equals the tax due, construct a function $y = f(x)$ for Schedule Y-1.

57. Cost of Transporting Goods A trucking company transports goods between Chicago and New York, a distance of 960 miles. The company's policy is to charge, for each pound, \$0.50 per mile for the first 100 miles, \$0.40 per mile for the next 300 miles, \$0.25 per mile for the next 400 miles, and no charge for the remaining 160 miles.

- (a) Graph the relationship between the per-pound cost of transportation in dollars and mileage over the entire 960-mile route.
 (b) Find the cost as a function of mileage for hauls between 100 and 400 miles from Chicago.
 (c) Find the cost as a function of mileage for hauls between 400 and 800 miles from Chicago.

58. Car Rental Costs An economy car rented in Florida from Enterprise® on a weekly basis costs \$185 per week. Extra days cost \$37 per day until the day rate exceeds the weekly rate, in which case the weekly rate applies. Also, any part of a day used counts as a full day. Find the cost C of renting an economy car as a function of the number of days used x , where $7 \leq x \leq 14$. Graph this function.

59. Mortgage Fees Fannie Mae charges a loan-level price adjustment (LLPA) on all mortgages, which represents a fee homebuyers seeking a loan must pay. The rate paid depends on the credit score of the borrower, the amount borrowed, and the loan-to-value (LTV) ratio. The LTV ratio is the ratio of amount borrowed to appraised value of the home. For example, a homebuyer who wishes to borrow \$250,000 with a credit score of 730 and an LTV ratio of 80% will pay 0.75% (0.0075) of \$250,000, or \$1875. The table shows the LLPA for various credit scores and an LTV ratio of 80%.

Credit Score	Loan-Level Price Adjustment Rate
≤ 659	3.00%
660–679	2.75%
680–699	1.75%
700–719	1.25%
720–739	0.75%
≥ 740	0.50%

Source: Fannie Mae

- (a) Construct a function $C = C(s)$, where C is the loan-level price adjustment (LLPA) and s is the credit score of an individual who wishes to borrow \$300,000 with an 80% LTV ratio.
- (b) What is the LLPA on a \$300,000 loan with an 80% LTV ratio for a borrower whose credit score is 725?
- (c) What is the LLPA on a \$300,000 loan with an 80% LTV ratio for a borrower whose credit score is 670?

60. Minimum Payments for Credit Cards Holders of credit cards issued by banks, department stores, oil companies, and so on, receive bills each month that state minimum amounts that must be paid by a certain due date. The minimum due depends on the total amount owed. One such credit card company uses the following rules: For a bill of less than \$10, the entire amount is due. For a bill of at least \$10 but less than \$500, the minimum due is \$10. A minimum of \$30 is due on a bill of at least \$500 but less than \$1000, a minimum of \$50 is due on a bill of at least \$1000 but less than \$1500, and a minimum of \$70 is due on bills of \$1500 or more. Find the function f that describes the minimum payment due on a bill of x dollars. Graph f .

61. Wind Chill The wind chill factor represents the air temperature at a standard wind speed that would produce the same heat loss as the given temperature and wind speed. One formula for computing the equivalent temperature is

$$W = \begin{cases} t & 0 \leq v < 1.79 \\ 33 - \frac{(10.45 + 10\sqrt{v} - v)(33 - t)}{22.04} & 1.79 \leq v \leq 20 \\ 33 - 1.5958(33 - t) & v > 20 \end{cases}$$

where v represents the wind speed (in meters per second) and t represents the air temperature ($^{\circ}\text{C}$). Compute the wind chill for the following:

- (a) An air temperature of 10°C and a wind speed of 1 meter per second (m/sec)

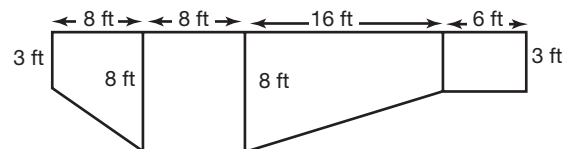
- (b) An air temperature of 10°C and a wind speed of 5 m/sec
- (c) An air temperature of 10°C and a wind speed of 15 m/sec
- (d) An air temperature of 10°C and a wind speed of 25 m/sec
- (e) Explain the physical meaning of the equation corresponding to $0 \leq v < 1.79$.
- (f) Explain the physical meaning of the equation corresponding to $v > 20$.

62. Wind Chill Redo Problem 61(a)–(d) for an air temperature of -10°C .

63. First-class Mail In 2018 the U.S. Postal Service charged \$1.00 postage for certain first-class mail retail flats (such as an 8.5" by 11" envelope) weighing up to 1 ounce, plus \$0.21 for each additional ounce up to 13 ounces. First-class rates do not apply to flats weighing more than 13 ounces. Develop a model that relates C , the first-class postage charged, for a flat weighing x ounces. Graph the function.

Source: United States Postal Service

64. Challenge Problem Pool Depth Develop a model for the depth of the swimming pool shown below as a function of the distance from the wall on the left.




65. Challenge Problem Find the sum function $(f + g)(x)$ if

$$f(x) = \begin{cases} 2x + 3 & \text{if } x < 2 \\ x^2 + 5x & \text{if } x \geq 2 \end{cases}$$

and

$$g(x) = \begin{cases} -4x + 1 & \text{if } x \leq 0 \\ x - 7 & \text{if } x > 0 \end{cases}$$

Explaining Concepts: Discussion and Writing

 In Problems 66–73, use a graphing utility.

- 66. Exploration** Graph $y = x^2$. Then on the same screen graph $y = x^2 + 2$, followed by $y = x^2 + 4$, followed by $y = x^2 - 2$. What pattern do you observe? Can you predict the graph of $y = x^2 - 4$? Of $y = x^2 + 5$?
- 67. Exploration** Graph $y = x^2$. Then on the same screen graph $y = (x - 2)^2$, followed by $y = (x - 4)^2$, followed by $y = (x + 2)^2$. What pattern do you observe? Can you predict the graph of $y = (x + 4)^2$? Of $y = (x - 5)^2$?
- 68. Exploration** Graph $y = |x|$. Then on the same screen graph $y = 2|x|$, followed by $y = 4|x|$, followed by $y = \frac{1}{2}|x|$. What pattern do you observe? Can you predict the graph of $y = \frac{1}{4}|x|$? Of $y = 5|x|$?
- 69. Exploration** Graph $y = x^2$. Then on the same screen graph $y = -x^2$. Now try $y = |x|$ and $y = -|x|$. What do you conclude?
- 70. Exploration** Graph $y = \sqrt{x}$. Then on the same screen graph $y = \sqrt{-x}$. Now try $y = 2x + 1$ and $y = 2(-x) + 1$. What do you conclude?

71. Exploration Graph $y = x^3$. Then on the same screen graph $y = (x - 1)^3 + 2$. Could you have predicted the result?

72. Exploration Graph $y = x^2$, $y = x^4$, and $y = x^6$ on the same screen. What do you notice is the same about each graph? What do you notice is different?

73. Exploration Graph $y = x^3$, $y = x^5$, and $y = x^7$ on the same screen. What do you notice is the same about each graph? What do you notice is different?

74. Consider the equation

$$y = \begin{cases} 1 & \text{if } x \text{ is rational} \\ 0 & \text{if } x \text{ is irrational} \end{cases}$$

Is this a function? What is its domain? What is its range? What is its y -intercept, if any? What are its x -intercepts, if any? Is it even, odd, or neither? How would you describe its graph?

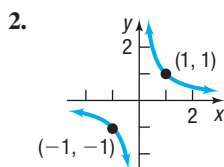
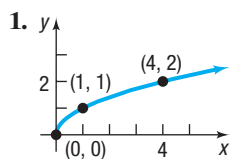
75. Define some functions that pass through $(0, 0)$ and $(1, 1)$ and are increasing for $x \geq 0$. Begin your list with $y = \sqrt{x}$, $y = x$, and $y = x^2$. Can you propose a general result about such functions?

Retain Your Knowledge

Problems 76–85 are based on material learned earlier in the course. The purpose of these problems is to keep the material fresh in your mind so that you are better prepared for the final exam.

76. Simplify: $(x^{-3}y^5)^{-2}$
77. Find the center and radius of the circle $x^2 + y^2 = 6y + 16$.
78. Solve: $4x - 5(2x - 1) = 4 - 7(x + 1)$
79. Ethan has \$60,000 to invest. He puts part of the money in a CD that earns 3% simple interest per year and the rest in a mutual fund that earns 8% simple interest per year. How much did he invest in each if his earned interest the first year was \$3700?
80. Find the quotient and remainder when $x^3 + 3x^2 - 6$ is divided by $x + 2$.
81. What is the conjugate of $\frac{3}{2} - 2i$?
82. Identify the leading term: $-5x^4 + 8x^2 - 2x^7$
83. Simplify: $\sqrt{(5t^2)^2 + (25t^{7/2})^2}$
84. Find the domain of $h(x) = \sqrt[4]{x+7} + 7x$.
85. Factor: $3x^3y - 2x^2y^2 + 18x - 12y$

'Are You Prepared?' Answers



3. $(0, -8), (2, 0)$

2.5 Graphing Techniques: Transformations

- OBJECTIVES**
- 1 Graph Functions Using Vertical and Horizontal Shifts (p. 98)
 - 2 Graph Functions Using Compressions and Stretches (p. 102)
 - 3 Graph Functions Using Reflections about the x-Axis and the y-Axis (p. 104)

At this stage, you should be able to quickly graph any of the functions

$$y = x \quad y = x^2 \quad y = x^3 \quad y = \sqrt{x} \quad y = \sqrt[3]{x} \quad y = \frac{1}{x} \quad y = |x|$$

with key points plotted. If necessary, review the previous section, Figures 37 through 43.

Sometimes we are asked to graph a function that is “almost” like one that we already know how to graph. In this section, we develop techniques for graphing such functions. Collectively, these techniques are referred to as **transformations**.

1 Graph Functions Using Vertical and Horizontal Shifts

EXAMPLE 1

Vertical Shift Up

Use the graph of $f(x) = x^2$ to obtain the graph of $g(x) = x^2 + 3$. Find the domain and range of g .

Solution

The function $g(x) = x^2 + 3$ is basically a square function. In fact, notice that $g(x) = f(x) + 3$. Create a table of values to obtain some points on the graphs of f and g . For example, when $x = 0$, then $y = f(0) = 0$ and $y = g(0) = 3$. When $x = 1$, then $y = f(1) = 1$ and $y = g(1) = 4$. Table 8 lists these and a few other points on each graph. Notice that each y -coordinate of a point on the graph of g is 3 units larger than the y -coordinate of the corresponding point on the graph of f . We conclude that the graph of g is identical to that of f , except that it is shifted vertically up 3 units. See Figure 50.

Table 8

x	$y = f(x)$ $= x^2$	$y = g(x)$ $= x^2 + 3$
-2	4	7
-1	1	4
0	0	3
1	1	4
2	4	7

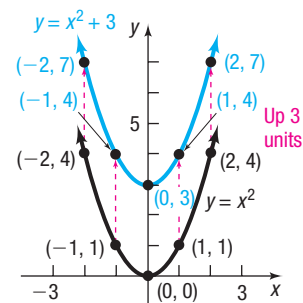


Figure 50

The domain of g is all real numbers, or $(-\infty, \infty)$. The range of g is $[3, \infty)$.

EXAMPLE 2

Vertical Shift Down

Use the graph of $f(x) = x^2$ to obtain the graph of $g(x) = x^2 - 4$. Find the domain and range of g .

Solution

The function $g(x) = x^2 - 4$ is basically a square function. Table 9 lists some points on the graphs of f and g . Notice that each y -coordinate of g is 4 units less than the corresponding y -coordinate of f . Also notice that $g(x) = f(x) - 4$.

To obtain the graph of g from the graph of f , subtract 4 from each y -coordinate on the graph of f . The graph of g is identical to that of f except that it is shifted down 4 units. See Figure 51.

Table 9

x	$y = f(x)$ $= x^2$	$y = g(x)$ $= x^2 - 4$
-2	4	0
-1	1	-3
0	0	-4
1	1	-3
2	4	0

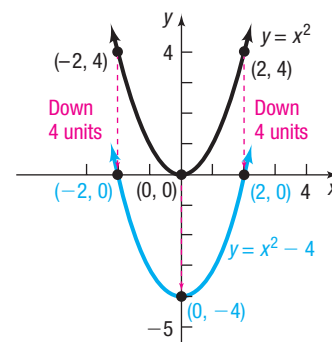


Figure 51

The domain of g is all real numbers, or $(-\infty, \infty)$. The range of g is $[-4, \infty)$.

A vertical shift affects only the range of a function, not the domain. For example, the range of $f(x) = x^2$ is $[0, \infty)$. In Example 1 the range of $g(x) = f(x) + 3$ is $[3, \infty)$, whereas in Example 2 the range of $g(x) = f(x) - 4$ is $[-4, \infty)$. The domain for all three functions is all real numbers.

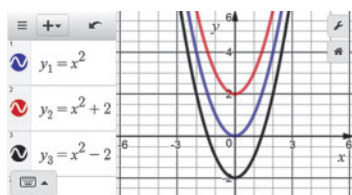


Figure 52



Exploration On the same screen, graph each of the following functions:

$$Y_1 = x^2 \quad Y_2 = x^2 + 2 \quad Y_3 = x^2 - 2$$

Figure 52 illustrates the graphs using Desmos. You should have observed a general pattern. With $Y_1 = x^2$ on the screen, the graph of $Y_2 = x^2 + 2$ is identical to that of $Y_1 = x^2$, except that it is shifted vertically up 2 units. The graph of $Y_3 = x^2 - 2$ is identical to that of $Y_1 = x^2$, except that it is shifted vertically down 2 units.

In Words

For $y = f(x) + k$, $k > 0$, add k to each y -coordinate on the graph of $y = f(x)$ to shift the graph up k units.

For $y = f(x) - k$, $k > 0$, subtract k from each y -coordinate to shift the graph down k units.

We are led to the following conclusions:

Vertical Shifts

- If a positive real number k is added to the output of a function $y = f(x)$, the graph of the new function $y = f(x) + k$ is the graph of f **shifted vertically up** k units.
- If a positive real number k is subtracted from the output of a function $y = f(x)$, the graph of the new function $y = f(x) - k$ is the graph of f **shifted vertically down** k units.

 **Now Work** PROBLEM 37

EXAMPLE 3

Horizontal Shift to the Right

Use the graph of $f(x) = \sqrt{x}$ to obtain the graph of $g(x) = \sqrt{x - 2}$. Find the domain and range of g .

Solution

The function $g(x) = \sqrt{x - 2}$ is basically a square root function. Table 10 lists some points on the graphs of f and g . Note that when $f(x) = 0$, then $x = 0$, but when $g(x) = 0$, then $x = 2$. Also, when $f(x) = 2$, then $x = 4$, but when $g(x) = 2$, then $x = 6$. The x -coordinates on the graph of g are 2 units larger than the corresponding x -coordinates on the graph of f for any given y -coordinate. Also notice that $g(x) = f(x - 2)$. We conclude that the graph of g is identical to that of f , except that it is shifted horizontally 2 units to the right. See Figure 53.

Table 10

$y = f(x)$		$y = g(x)$	
x	$= \sqrt{x}$	x	$= \sqrt{x - 2}$
0	0	2	0
1	1	3	1
4	2	6	2
9	3	11	3

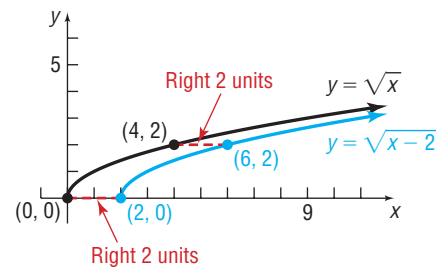


Figure 53

The domain of g is $[2, \infty)$ and the range of g is $[0, \infty)$.

EXAMPLE 4

Horizontal Shift to the Left

Use the graph of $f(x) = \sqrt{x}$ to obtain the graph of $g(x) = \sqrt{x + 4}$. Find the domain and range of g .

Solution

The function $g(x) = \sqrt{x + 4}$ is basically a square root function. Table 11 lists some points on the graphs of f and g . Note that when $f(x) = 0$, then $x = 0$, but when $g(x) = 0$, then $x = -4$. Also, when $f(x) = 2$, then $x = 4$, but when $g(x) = 2$, then $x = 0$. The x -coordinates on the graph of g are 4 units smaller than the corresponding x -coordinates on the graph of f for any given y -coordinate. Also notice that $g(x) = f(x + 4)$. We conclude that the graph of g is identical to that of f , except that it is shifted horizontally 4 units to the left. See Figure 54.

Table 11

$y = f(x)$		$y = g(x)$	
x	$= \sqrt{x}$	x	$= \sqrt{x + 4}$
0	0	-4	0
1	1	-3	1
4	2	0	2
9	3	5	3

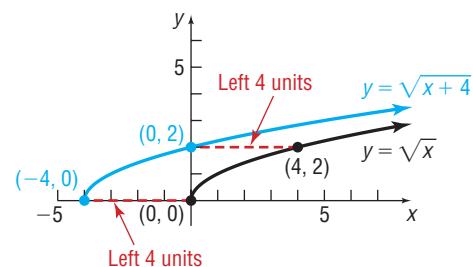


Figure 54

The domain of g is $[-4, \infty)$ and the range of g is $[0, \infty)$.

 **Now Work** PROBLEM 41

A horizontal shift affects only the domain of a function, not the range. For example, the domain of $f(x) = \sqrt{x}$ is $[0, \infty)$. In Example 3 the domain of $g(x) = f(x - 2)$ is $[2, \infty)$, whereas in Example 4 the domain of $g(x) = f(x + 4)$ is $[-4, \infty)$. The range for all three functions is $[0, \infty)$.

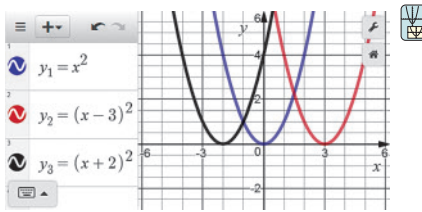


Figure 55

Exploration On the same screen, graph each of the following functions:

$$Y_1 = x^2 \quad Y_2 = (x - 3)^2 \quad Y_3 = (x + 2)^2$$

Figure 55 illustrates the graphs using Desmos.

You should have observed the following pattern. With the graph of $Y_1 = x^2$ on the screen, the graph of $Y_2 = (x - 3)^2$ is identical to that of $Y_1 = x^2$, except that it is shifted horizontally to the right 3 units. The graph of $Y_3 = (x + 2)^2$ is identical to that of $Y_1 = x^2$, except that it is shifted horizontally to the left 2 units.

We are led to the following conclusions:

In Words

For $y = f(x - h)$, $h > 0$, add h to each x -coordinate on the graph of $y = f(x)$ to shift the graph right h units.

For $y = f(x + h)$, $h > 0$, subtract h from each x -coordinate on the graph of $y = f(x)$ to shift the graph left h units.

Horizontal Shifts

- If the argument x of a function f is replaced by $x - h$, $h > 0$, the graph of the new function $y = f(x - h)$ is the graph of f **shifted horizontally right h units**.
- If the argument x of a function f is replaced by $x + h$, $h > 0$, the graph of the new function $y = f(x + h)$ is the graph of f **shifted horizontally left h units**.

Observe the distinction between vertical and horizontal shifts. The graph of $f(x) = x^3 + 2$ is obtained by shifting the graph vertically because we evaluate the cube function first and then add 2. The graph of $g(x) = (x + 2)^3$ is obtained by shifting the graph of $y = x^3$ horizontally because we add 2 to x before we evaluate the cube function.

Another way to think of the distinction is to note where the shift occurs. If the shift occurs *outside* the basic function, as is the case with $f(x) = x^3 + 2$, then there is a vertical shift. If the shift occurs *inside* the basic function, as is the case with $f(x) = (x + 2)^3$, then there is a horizontal shift.

The graph of a function can be moved anywhere in the coordinate plane by combining vertical and horizontal shifts.

EXAMPLE 5

Combining Vertical and Horizontal Shifts

Graph the function $f(x) = |x + 3| - 5$. Find the domain and range of f .

Solution

We graph f in steps. First, note that f is basically an absolute value function, so begin with the graph of $y = |x|$ as shown in Figure 56(a). Next, to get the graph of $y = |x + 3|$, shift the graph of $y = |x|$ horizontally 3 units to the left. See Figure 56(b). Finally, to get the graph of $y = |x + 3| - 5$, shift the graph of $y = |x + 3|$ vertically down 5 units. See Figure 56(c).

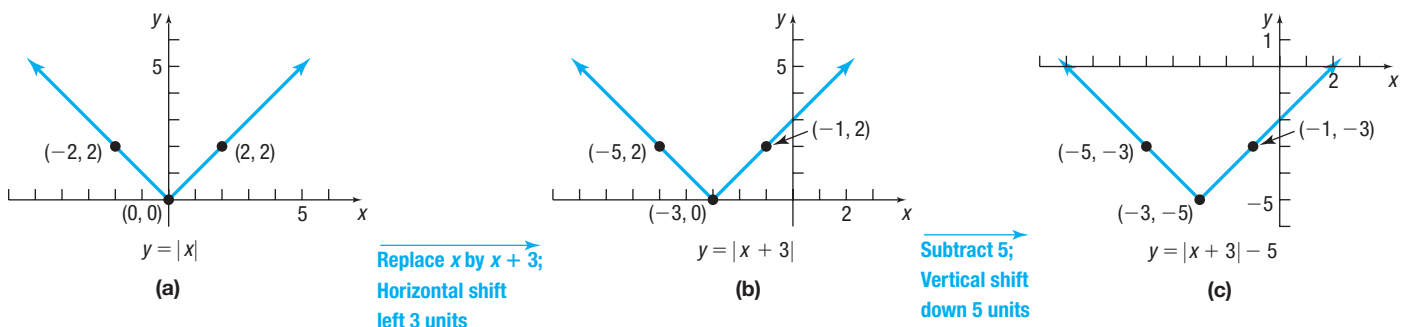


Figure 56

The domain of f is all real numbers, or $(-\infty, \infty)$. The range of f is $[-5, \infty)$.

Note the points plotted on each graph in Figure 56. Using key points can be helpful in keeping track of the transformations that have been made.

In Example 5, if the vertical shift had been done first, followed by the horizontal shift, the final graph would have been the same. Try it for yourself.

 **Now Work** PROBLEMS 43 AND 67

2 Graph Functions Using Compressions and Stretches

EXAMPLE 6

Vertical Stretch

Use the graph of $f(x) = \sqrt{x}$ to obtain the graph of $g(x) = 2\sqrt{x}$.

Solution

To see the relationship between the graphs of f and g , we list points on each graph, as shown in Table 12. For each x , the y -coordinate of a point on the graph of g is 2 times as large as the corresponding y -coordinate on the graph of f . That is, $g(x) = 2f(x)$. The graph of $f(x) = \sqrt{x}$ is vertically stretched by a factor of 2 to obtain the graph of $g(x) = 2\sqrt{x}$. For example, $(1, 1)$ is on the graph of f , but $(1, 2)$ is on the graph of g . See Figure 57.

Table 12

x	$y = f(x)$ $= \sqrt{x}$	$y = g(x)$ $= 2\sqrt{x}$
0	0	0
1	1	2
4	2	4
9	3	6

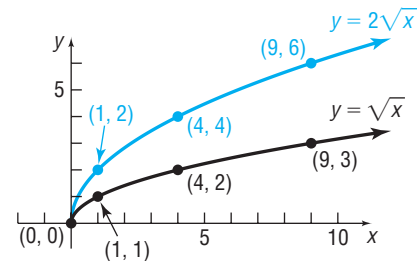


Figure 57

EXAMPLE 7

Vertical Compression

Use the graph of $f(x) = |x|$ to obtain the graph of $g(x) = \frac{1}{2}|x|$.

Solution

For each x , the y -coordinate of a point on the graph of g is $\frac{1}{2}$ as large as the corresponding y -coordinate on the graph of f . That is, $g(x) = \frac{1}{2}f(x)$. The graph of $f(x) = |x|$ is vertically compressed by a factor of $\frac{1}{2}$ to obtain the graph of $g(x) = \frac{1}{2}|x|$. For example, $(2, 2)$ is on the graph of f , but $(2, 1)$ is on the graph of g . See Table 13 and Figure 58.

Table 13

x	$y = f(x)$ $= x $	$y = g(x)$ $= \frac{1}{2} x $
-2	2	1
-1	1	$\frac{1}{2}$
0	0	0
1	1	$\frac{1}{2}$
2	2	1

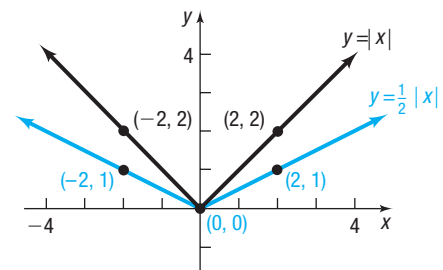


Figure 58

In Words

For $y = af(x)$, $a > 0$, the factor a is “outside” the function, so it affects the y -coordinates. Multiply each y -coordinate on the graph of $y = f(x)$ by a .

Vertical Compression or Stretch

If a function $y = f(x)$ is multiplied by a positive number a , then the graph of the new function $y = af(x)$ is obtained by multiplying each y -coordinate of the graph of $y = f(x)$ by a .

- If $0 < a < 1$, a **vertical compression by a factor of a** results.
- If $a > 1$, a **vertical stretch by a factor of a** results.

Now Work PROBLEM 45

What happens if the argument x of a function $y = f(x)$ is multiplied by a positive number a , creating a new function $y = f(ax)$? To find the answer, look at the following Exploration.



Exploration On the same screen, graph each of the following functions:

$$Y_1 = f(x) = \sqrt{x} \quad Y_2 = f(2x) = \sqrt{2x} \quad Y_3 = f\left(\frac{1}{2}x\right) = \sqrt{\frac{1}{2}x} = \sqrt{\frac{x}{2}}$$

Create a table of values to explore the relation between the x - and y -coordinates of each function.

Result You should have obtained the graphs in Figure 59. Look at Table 14(a). Note that $(1, 1)$, $(4, 2)$, and $(9, 3)$ are points on the graph of $Y_1 = \sqrt{x}$. Also, $(0.5, 1)$, $(2, 2)$, and $(4.5, 3)$ are points on the graph of $Y_2 = \sqrt{2x}$. For a given y -coordinate, the x -coordinate on the graph of Y_2 is $\frac{1}{2}$ of the x -coordinate on Y_1 .

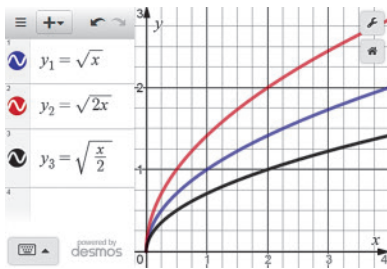


Figure 59

Table 14

X	Y ₁	Y ₂
0	0	0
.5	.70711	1
1	1	1.4142
2	1.4142	2
4	2	2.8284
4.5	2.1213	3
8	2.8284	4
9	3	4.2426
16	4	5.6569
12.5	3.5355	5
25	5	7.0711

(a)

X	Y ₁	Y ₃
0	0	0
1	1	.70711
2	1.4142	1
4	2	1.4142
8	2.8284	2
9	3	2.1213
16	4	2.8284
18	4.2426	3
25	5	3.5355
32	5.6569	4
50	7.0711	5

(b)

We conclude that the graph of $Y_2 = \sqrt{2x}$ is obtained by multiplying the x -coordinate of each point on the graph of $Y_1 = \sqrt{x}$ by $\frac{1}{2}$. The graph of $Y_2 = \sqrt{2x}$ is the graph of $Y_1 = \sqrt{x}$ *compressed* horizontally.

Look at Table 14(b). Notice that $(1, 1)$, $(4, 2)$, and $(9, 3)$ are points on the graph of $Y_1 = \sqrt{x}$. Also notice that $(2, 1)$, $(8, 2)$, and $(18, 3)$ are points on the graph of $Y_3 = \sqrt{\frac{x}{2}}$. For a given y -coordinate, the x -coordinate on the graph of Y_3 is 2 times the x -coordinate on Y_1 . We conclude that the graph of $Y_3 = \sqrt{\frac{x}{2}}$ is obtained by multiplying the x -coordinate of each point on the graph of $Y_1 = \sqrt{x}$ by 2. The graph of $Y_3 = \sqrt{\frac{x}{2}}$ is the graph of $Y_1 = \sqrt{x}$ *stretched* horizontally.

Based on the Exploration, we have the following result:

Horizontal Compression or Stretch

If the argument of a function $y = f(x)$ is multiplied by a positive number a , then the graph of the new function $y = f(ax)$ is obtained by multiplying each x -coordinate of the graph of $y = f(x)$ by $\frac{1}{a}$.

- If $a > 1$, a **horizontal compression by a factor of $\frac{1}{a}$** results.
- If $0 < a < 1$, a **horizontal stretch by a factor of $\frac{1}{a}$** results.

In Words

For $y = f(ax)$, $a > 0$, the factor a is “inside” the function, so it affects the x -coordinates. Multiply each x -coordinate on the graph of $y = f(x)$ by $\frac{1}{a}$.

EXAMPLE 8

Graphing Using Stretches and Compressions

The graph of $y = f(x)$ is given in Figure 60. Use this graph to find the graphs of

- (a) $y = 2f(x)$ (b) $y = f(3x)$

Solution

- (a) Because the 2 is “outside” the function f , the graph of $y = 2f(x)$ is obtained by multiplying each y -coordinate of $y = f(x)$ by 2. See Figure 61.
 (b) Because the 3 is “inside” the function f , the graph of $y = f(3x)$ is obtained from the graph of $y = f(x)$ by multiplying each x -coordinate of $y = f(x)$ by $\frac{1}{3}$. See Figure 62.

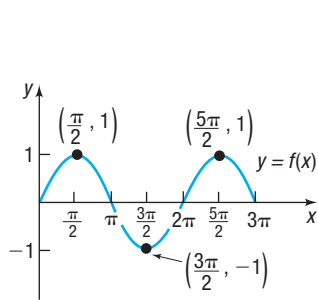


Figure 60 $y = f(x)$

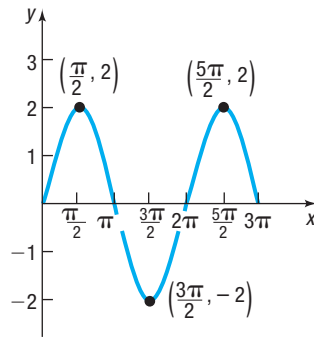


Figure 61 $y = 2f(x)$; Vertical stretch by a factor of 2

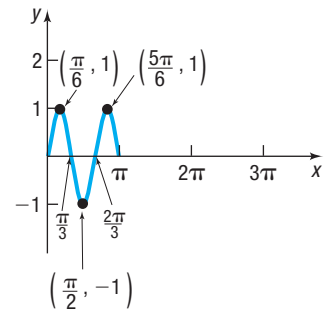


Figure 62 $y = f(3x)$; Horizontal compression by a factor of $\frac{1}{3}$

Now Work PROBLEMS 61(e) AND (g)

3 Graph Functions Using Reflections about the x -Axis and the y -Axis

EXAMPLE 9

Reflection about the x -Axis

Graph the function $f(x) = -x^2$. Find the domain and range of f .

Solution

Note that f is basically a square function, so begin with the graph of $y = x^2$, as shown in black in Figure 63. For each point (x, y) on the graph of $y = x^2$, the point $(x, -y)$ is on the graph of $y = -x^2$, as indicated in Table 15. Draw the graph of $y = -x^2$ by reflecting the graph of $y = x^2$ about the x -axis. See Figure 63.

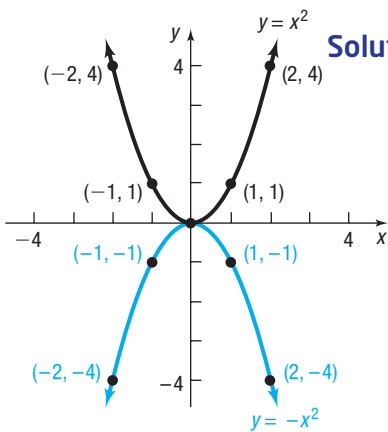


Figure 63

Table 15

x	$y = x^2$	$y = -x^2$
-2	4	-4
-1	1	-1
0	0	0
1	1	-1
2	4	-4

The domain of f is all real numbers, or $(-\infty, \infty)$. The range of f is $(-\infty, 0]$.

Reflection about the x -Axis

When a function f is multiplied by -1 , the graph of the new function $y = -f(x)$ is the **reflection about the x -axis** of the graph of the function f .

Now Work PROBLEM 47

EXAMPLE 10**Reflection about the y -Axis**

Graph the function $f(x) = \sqrt{-x}$. Find the domain and range of f .

Solution To graph $f(x) = \sqrt{-x}$, begin with the graph of $y = \sqrt{x}$, as shown in black in Figure 64. For each point (x, y) on the graph of $y = \sqrt{x}$, the point $(-x, y)$ is on the graph of $y = \sqrt{-x}$, as listed in Table 16. Obtain the graph of $y = \sqrt{-x}$ by reflecting the graph of $y = \sqrt{x}$ about the y -axis. See Figure 64.

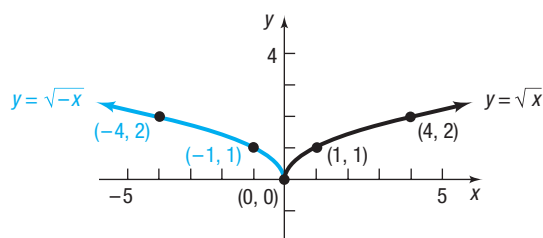


Figure 64

Table 16

x	$y = \sqrt{x}$	x	$y = \sqrt{-x}$
0	0	0	0
1	1	-1	1
4	2	-4	2
9	3	-9	3

The domain of f is $(-\infty, 0]$. The range of f is the set of all nonnegative real numbers, or $[0, \infty)$.

In Words

For $y = -f(x)$, multiply each y -coordinate on the graph of $y = f(x)$ by -1 .

For $y = f(-x)$, multiply each x -coordinate by -1 .

Reflection about the y -Axis

When the graph of the function f is known, the graph of the new function $y = f(-x)$ is the **reflection about the y -axis** of the graph of the function f .

SUMMARY OF GRAPHING TECHNIQUES

Each graphing technique has a different effect on the graph of a function. Compressions and stretches change the proportions of a graph, and reflections change the orientation, but not its proportions. Vertical and horizontal shifts change the location of the graph, without changing its proportions or orientation.

To Graph:	Draw the Graph of f and:	Functional Change to $f(x)$
Vertical shifts		
$y = f(x) + k, k > 0$	Shift the graph of f up k units.	Add k to $f(x)$.
$y = f(x) - k, k > 0$	Shift the graph of f down k units.	Subtract k from $f(x)$.
Horizontal shifts		
$y = f(x + h), h > 0$	Shift the graph of f to the left h units.	Replace x by $x + h$.
$y = f(x - h), h > 0$	Shift the graph of f to the right h units.	Replace x by $x - h$.
Compressing or stretching		
$y = af(x), a > 0$	Multiply each y -coordinate of $y = f(x)$ by a . Stretch the graph of f vertically if $a > 1$. Compress the graph of f vertically if $0 < a < 1$.	Multiply $f(x)$ by a .
$y = f(ax), a > 0$	Multiply each x -coordinate of $y = f(x)$ by $\frac{1}{a}$. Stretch the graph of f horizontally if $0 < a < 1$. Compress the graph of f horizontally if $a > 1$.	Replace x by ax .
Reflection about the x-axis		
$y = -f(x)$	Reflect the graph of f about the x -axis.	Multiply $f(x)$ by -1 .
Reflection about the y-axis		
$y = f(-x)$	Reflect the graph of f about the y -axis.	Replace x by $-x$.

EXAMPLE 11

Determining the Function Obtained from a Series of Transformations

Find the function that is finally graphed after the following sequence of transformations are applied to the graph of $y = |x|$.

1. Shift left 2 units
2. Shift up 3 units
3. Reflect about the y -axis

Solution

1. Shift left 2 units: Replace x by $x + 2$. $y = |x + 2|$
2. Shift up 3 units: Add 3. $y = |x + 2| + 3$
3. Reflect about the y -axis: Replace x by $-x$. $y = |-x + 2| + 3$

 **Now Work** PROBLEM 29

EXAMPLE 12

Using Graphing Techniques

Graph the function $f(x) = \frac{3}{x - 2} + 1$. Find the domain and range of f .

Solution

It is helpful to write f as $f(x) = 3 \cdot \frac{1}{x - 2} + 1$. Now use the following steps to obtain the graph of f .

HINT: Although the order in which transformations are performed can be altered, consider using the following order for consistency:

1. Horizontal shift
2. Reflections
3. Compressions and stretches
4. Vertical shift

STEP 1: $y = \frac{1}{x}$

Reciprocal function

STEP 2: $y = \frac{1}{x - 2}$

Replace x by $x - 2$; horizontal shift to the right 2 units.

STEP 3: $y = 3 \cdot \frac{1}{x - 2} = \frac{3}{x - 2}$

Multiply by 3; vertical stretch by a factor of 3.

STEP 4: $y = \frac{3}{x - 2} + 1$

Add 1; vertical shift up 1 unit.

See Figure 65.

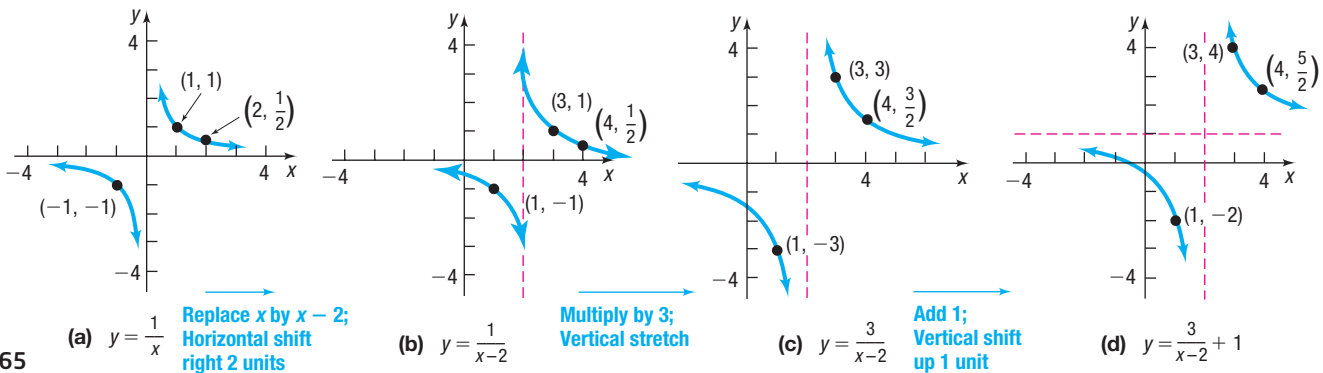


Figure 65

The domain of $y = \frac{1}{x}$ is $\{x|x \neq 0\}$ and its range is $\{y|y \neq 0\}$. Because we shifted right 2 units and up 1 unit to obtain f , the domain of f is $\{x|x \neq 2\}$ and its range is $\{y|y \neq 1\}$.

Other orderings of the steps shown in Example 12 would also result in the graph of f . For example, try this one:

STEP 1: $y = \frac{1}{x}$

Reciprocal function

STEP 2: $y = 3 \cdot \frac{1}{x} = \frac{3}{x}$

Multiply by 3; vertical stretch by a factor of 3.

STEP 3: $y = \frac{3}{x - 2}$

Replace x by $x - 2$; horizontal shift to the right 2 units.

STEP 4: $y = \frac{3}{x - 2} + 1$

Add 1; vertical shift up 1 unit.

EXAMPLE 13

Using Graphing Techniques

Graph the function $f(x) = \sqrt{1 - x} + 2$. Find the domain and range of f .

Solution

Begin by rewriting $f(x)$ as $f(x) = \sqrt{1 - x} + 2 = \sqrt{-x + 1} + 2$. Now use the following steps.

STEP 1: $y = \sqrt{x}$

Square root function

STEP 2: $y = \sqrt{x + 1}$

Replace x by $x + 1$; horizontal shift to the left 1 unit.

STEP 3: $y = \sqrt{-x + 1} = \sqrt{1 - x}$

Replace x by $-x$; reflect about the y -axis.

STEP 4: $y = \sqrt{1 - x} + 2$

Add 2; vertical shift up 2 units.

See Figure 66.

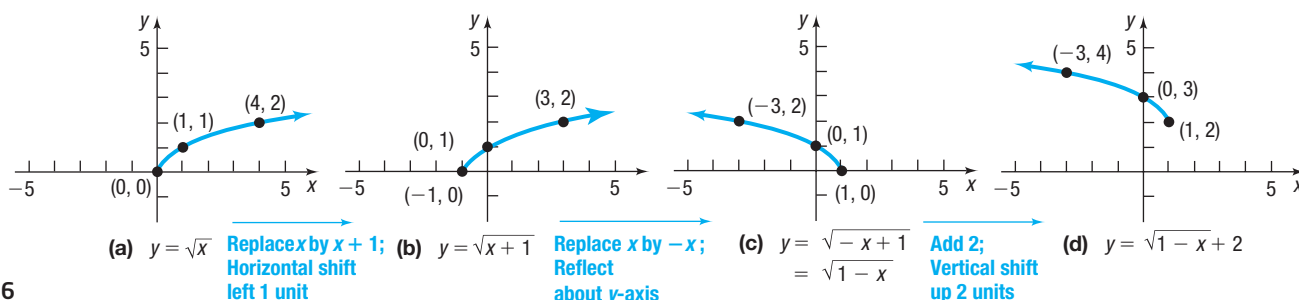


Figure 66

The domain of f is $(-\infty, 1]$ and the range is $[2, \infty)$.

Now Work PROBLEM 53

2.5 Assess Your Understanding

Concepts and Vocabulary

- Suppose the graph of a function f is known. Then the graph of $y = f(x - 2)$ is obtained by a _____ shift of the graph of f to the _____ a distance of 2 units.
- Suppose the graph of a function f is known. Then the graph of $y = f(-x)$ is a reflection about the _____-axis of the graph of the function $y = f(x)$.
- True or False** The graph of $y = \frac{1}{3}g(x)$ is the graph of $y = g(x)$ vertically stretched by a factor of 3.
- True or False** The graph of $y = -f(x)$ is the reflection about the x -axis of the graph of $y = f(x)$.
- Multiple Choice** Which function has a graph that is the graph of $y = \sqrt{x}$ shifted down 3 units?
 - $y = \sqrt{x} + 3$
 - $y = \sqrt{x} - 3$
 - $y = \sqrt{x} + 3$
 - $y = \sqrt{x} - 3$
- Multiple Choice** Which function has a graph that is the graph of $y = f(x)$ horizontally stretched by a factor of 4?
 - $y = f(4x)$
 - $y = f\left(\frac{1}{4}x\right)$
 - $y = 4f(x)$
 - $y = \frac{1}{4}f(x)$

Skill Building

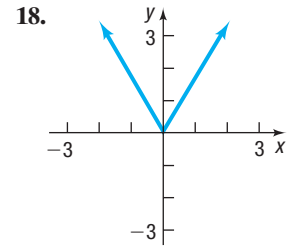
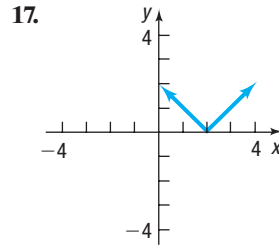
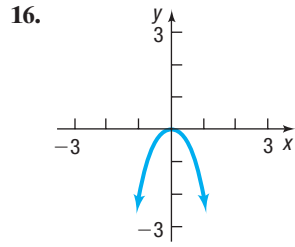
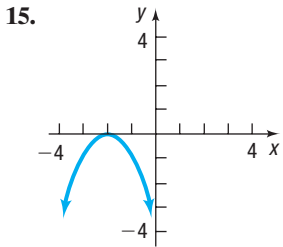
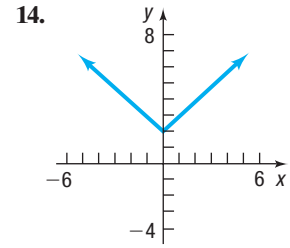
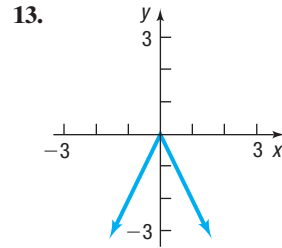
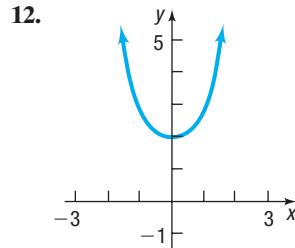
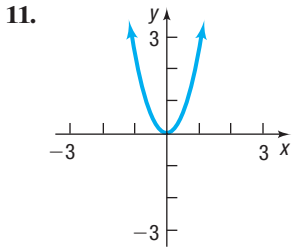
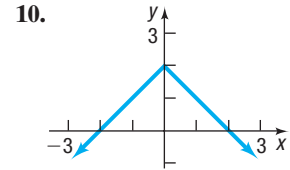
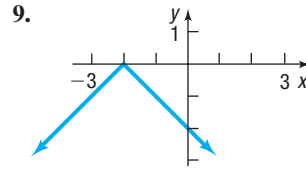
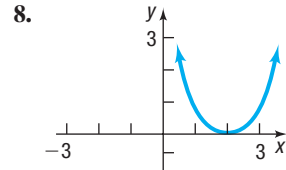
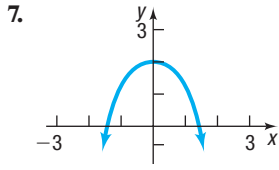
In Problems 7–18, match each graph to one of the following functions:

- A. $y = x^2 + 2$
- B. $y = -x^2 + 2$
- C. $y = |x| + 2$

- D. $y = -|x| + 2$
- E. $y = (x - 2)^2$
- F. $y = -(x + 2)^2$

- G. $y = |x - 2|$
- H. $y = -|x + 2|$
- I. $y = 2x^2$

- J. $y = -2x^2$
- K. $y = 2|x|$
- L. $y = -2|x|$



In Problems 19–28, write the function whose graph is the graph of $y = x^3$, but is:

- 19. Shifted to the right 4 units
- 20. Shifted to the left 4 units
- 21. Shifted up 4 units
- 22. Shifted down 4 units
- 23. Reflected about the y -axis
- 24. Reflected about the x -axis
- 25. Vertically stretched by a factor of 5
- 26. Horizontally stretched by a factor of 4
- 27. Horizontally compressed by a factor of $\frac{1}{2}$
- 28. Vertically compressed by a factor of $\frac{1}{4}$

In Problems 29–32, find the function that is finally graphed after each of the following transformations is applied to the graph of $y = \sqrt{x}$ in the order stated.

- 29. (1) Shift up 2 units
(2) Reflect about the x -axis
(3) Reflect about the y -axis
- 30. (1) Reflect about the x -axis
(2) Shift right 3 units
(3) Shift down 2 units
- 31. (1) Vertical stretch by a factor of 3
(2) Shift up 4 units
(3) Shift left 5 units
- 32. (1) Shift up 2 units
(2) Reflect about the y -axis
(3) Shift left 3 units
- 33. If (3, 6) is a point on the graph of $y = f(x)$, which of the following points must be on the graph of $y = -f(x)$?
(a) (6, 3) (b) (6, -3)
(c) (3, -6) (d) (-3, 6)
- 34. If (3, 6) is a point on the graph of $y = f(x)$, which of the following points must be on the graph of $y = f(-x)$?
(a) (6, 3) (b) (6, -3)
(c) (3, -6) (d) (-3, 6)
- 35. If (1, 3) is a point on the graph of $y = f(x)$, which of the following points must be on the graph of $y = 2f(x)$?
(a) $(1, \frac{3}{2})$ (b) (2, 3)
(c) (1, 6) (d) $(\frac{1}{2}, 3)$
- 36. If (4, 2) is a point on the graph of $y = f(x)$, which of the following points must be on the graph of $y = f(2x)$?
(a) (4, 1) (b) (8, 2)
(c) (2, 2) (d) (4, 4)

In Problems 37–60, graph each function using the techniques of shifting, compressing, stretching, and/or reflecting. Start with the graph of the basic function (for example, $y = x^2$) and show all the steps. Be sure to show at least three key points. Find the domain and the range of each function.

37. $f(x) = x^2 - 1$

38. $f(x) = x^2 + 4$

39. $g(x) = \sqrt{3x}$

40. $g(x) = \sqrt[3]{\frac{1}{2}x}$

41. $h(x) = \sqrt{x+2}$

42. $h(x) = \sqrt{x+1}$

43. $f(x) = (x-1)^3 + 2$

44. $f(x) = (x+2)^3 - 3$

45. $g(x) = 4\sqrt{x}$

46. $g(x) = \frac{1}{2}\sqrt{x}$

47. $f(x) = -\sqrt[3]{x}$

48. $f(x) = -\sqrt{x}$

49. $f(x) = 2(x+1)^2 - 3$

50. $f(x) = 3(x-2)^2 + 1$

51. $g(x) = 2\sqrt{x-2} + 1$

52. $g(x) = 3|x+1| - 3$

53. $h(x) = \sqrt{-x} - 2$

54. $h(x) = \frac{4}{x} + 2$

55. $f(x) = -(x+1)^3 - 1$

56. $f(x) = -4\sqrt{x-1}$

57. $g(x) = 2|1-x|$

58. $g(x) = 4\sqrt{2-x}$

59. $h(x) = \frac{1}{2x}$

60. $h(x) = \sqrt[3]{x-1} + 3$

In Problems 61–64, the graph of a function f is illustrated. Use the graph of f as the first step toward graphing each of the following functions:

(a) $F(x) = f(x) + 3$

(b) $G(x) = f(x+2)$

(c) $P(x) = -f(x)$

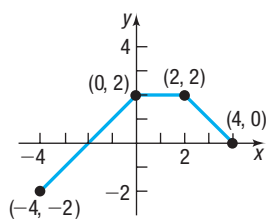
(d) $H(x) = f(x+1) - 2$

(e) $Q(x) = \frac{1}{2}f(x)$

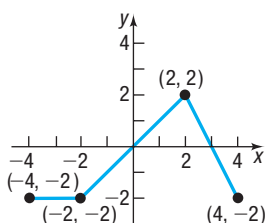
(f) $g(x) = f(-x)$

(g) $h(x) = f(2x)$

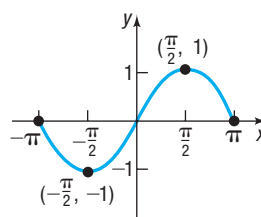
61.



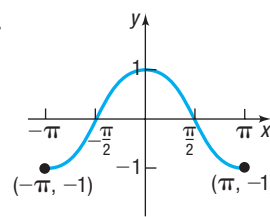
62.



63.



64.



Mixed Practice In Problems 65–72, complete the square of each quadratic expression. Then graph each function using graphing techniques. (If necessary, refer to Appendix A, Section A.3 to review completing the square.)

65. $f(x) = x^2 + 2x$

66. $f(x) = x^2 - 6x$

67. $f(x) = x^2 - 8x + 1$

68. $f(x) = x^2 + 4x + 2$

69. $f(x) = 2x^2 - 12x + 19$

70. $f(x) = 3x^2 + 6x + 1$

71. $f(x) = -3x^2 - 12x - 17$

72. $f(x) = -2x^2 - 12x - 13$

Applications and Extensions

73. Suppose that the x -intercepts of the graph of $y = f(x)$ are -5 and 3 .

- What are the x -intercepts of the graph of $y = f(x+2)$?
- What are the x -intercepts of the graph of $y = f(x-2)$?
- What are the x -intercepts of the graph of $y = 4f(x)$?
- What are the x -intercepts of the graph of $y = f(-x)$?

74. Suppose that the x -intercepts of the graph of $y = f(x)$ are -8 and 1 .

- What are the x -intercepts of the graph of $y = f(x+4)$?
- What are the x -intercepts of the graph of $y = f(x-3)$?
- What are the x -intercepts of the graph of $y = 2f(x)$?
- What are the x -intercepts of the graph of $y = f(-x)$?

75. Suppose that the function $y = f(x)$ is increasing on the interval $[-1, 5]$.

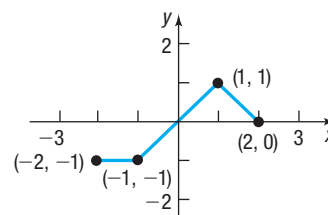
- Over what interval is the graph of $y = f(x+2)$ increasing?
- Over what interval is the graph of $y = f(x-5)$ increasing?
- Is the graph of $y = -f(x)$ increasing, decreasing, or neither on the interval $[-1, 5]$?
- Is the graph of $y = f(-x)$ increasing, decreasing, or neither on the interval $[-5, 1]$?

76. Suppose that the function $y = f(x)$ is decreasing on the interval $[-2, 7]$.

- Over what interval is the graph of $y = f(x+2)$ decreasing?
- Over what interval is the graph of $y = f(x-5)$ decreasing?
- Is the graph of $y = -f(x)$ increasing, decreasing, or neither on the interval $[-2, 7]$?
- Is the graph of $y = f(-x)$ increasing, decreasing, or neither on the interval $[-7, 2]$?

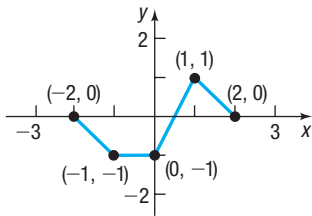
77. The graph of a function f is illustrated in the figure.

- Graph $y = |f(x)|$.
- Graph $y = f(|x|)$.



78. The graph of a function f is illustrated in the figure.

- (a) Graph $y = |f(x)|$.
 (b) Graph $y = f(|x|)$.



79. Suppose $(1, 3)$ is a point on the graph of $y = f(x)$.

- (a) What point is on the graph of $y = f(x + 3) - 5$?
 (b) What point is on the graph of $y = -2f(x - 2) + 1$?
 (c) What point is on the graph of $y = f(2x + 3)$?

80. Suppose $(-3, 5)$ is a point on the graph of $y = g(x)$.

- (a) What point is on the graph of $y = g(x + 1) - 3$?
 (b) What point is on the graph of $y = -3g(x - 4) + 3$?
 (c) What point is on the graph of $y = g(3x + 9)$?

81. Graph the following functions using transformations.

- (a) $f(x) = \text{int}(-x)$ (b) $g(x) = -\text{int}(x)$

82. Graph the following functions using transformations

- (a) $f(x) = \text{int}(x - 1)$ (b) $g(x) = \text{int}(1 - x)$

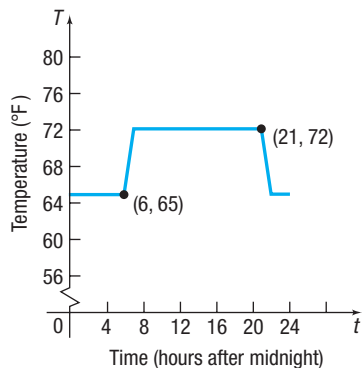
83. (a) Graph $f(x) = |x - 3| - 3$ using transformations.

- (b) Find the area of the region that is bounded by f and the x -axis and lies below the x -axis.

84. (a) Graph $f(x) = -2|x - 4| + 4$ using transformations.

- (b) Find the area of the region that is bounded by f and the x -axis and lies above the x -axis.

85. **Thermostat Control** Energy conservation experts estimate that homeowners can save 5% to 10% on winter heating bills by programming their thermostats 5 to 10 degrees lower while sleeping. In the graph below, the temperature T (in degrees Fahrenheit) of a home is given as a function of time t (in hours after midnight) over a 24-hour period.



- (a) At what temperature is the thermostat set during daytime hours? At what temperature is the thermostat set overnight?
 (b) The homeowner reprograms the thermostat to $y = T(t) - 2$. Explain how this affects the temperature in the house. Graph this new function.
 (c) The homeowner reprograms the thermostat to $y = T(t + 1)$. Explain how this affects the temperature in the house. Graph this new function.

Source: Roger Albright, 547 Ways to Be Fuel Smart, 2000

86. **Digital Music Revenues** The total worldwide digital music revenues R , in billions of dollars, for the years 2012 through 2017 can be modeled by the function

$$R(x) = 0.15x^2 - 0.03x + 5.46$$

where x is the number of years after 2012.

- (a) Find $R(0)$, $R(3)$, and $R(5)$ and explain what each value represents.
 (b) Find $r(x) = R(x - 2)$.
 (c) Find $r(2)$, $r(5)$ and $r(7)$ and explain what each value represents.
 (d) In the model $r = r(x)$, what does x represent?
 (e) Would there be an advantage in using the model r when estimating the projected revenues for a given year instead of the model R ?

Source: IFPI Digital Music Report 2017

87. **Temperature Measurements** The relationship between the Celsius ($^{\circ}\text{C}$) and Fahrenheit ($^{\circ}\text{F}$) scales for measuring temperature is given by the equation

$$F = \frac{9}{5}C + 32$$

The relationship between the Celsius ($^{\circ}\text{C}$) and Kelvin (K) scales is $K = C + 273$. Graph the equation $F = \frac{9}{5}C + 32$ using degrees Fahrenheit on the y -axis and degrees Celsius on the x -axis. Use the techniques introduced in this section to obtain the graph showing the relationship between Kelvin and Fahrenheit temperatures.

88. **Period of a Pendulum** The period T (in seconds) of a simple pendulum is a function of its length l (in feet) defined by the equation

$$T = 2\pi\sqrt{\frac{l}{g}}$$

where $g \approx 32.2$ feet per second per second is the acceleration due to gravity.




- (a) Use a graphing utility to graph the function $T = T(l)$.
 (b) Now graph the functions $T = T(l + 1)$, $T = T(l + 2)$, and $T = T(l + 3)$.
 (c) Discuss how adding to the length l changes the period T .
 (d) Now graph the functions $T = T(2l)$, $T = T(3l)$, and $T = T(4l)$.
 (e) Discuss how multiplying the length l by factors of 2, 3, and 4 changes the period T .
89. The equation $y = (x - c)^2$ defines a *family of parabolas*, one parabola for each value of c . On one set of coordinate axes, graph the members of the family for $c = 0$, $c = 3$, and $c = -2$.
90. Repeat Problem 89 for the family of parabolas $y = x^2 + c$.
91. **Challenge Problem** If a function f is increasing on the intervals $[-3, 3]$ and $[11, 19]$ and decreasing on the interval $[3, 11]$, determine the interval(s) on which $g(x) = -3f(2x - 5)$ is increasing.

92. Challenge Problem In statistics, the standard normal density function is given by $f(x) = \frac{1}{\sqrt{2\pi}} \cdot \exp\left[-\frac{x^2}{2}\right]$. This function can be transformed to describe any general normal distribution with mean, μ , and standard deviation, σ . A general normal density function is given

by $f(x) = \frac{1}{\sqrt{2\pi} \cdot \sigma} \cdot \exp\left[-\frac{(x - \mu)^2}{2\sigma^2}\right]$. Describe the transformations needed to get from the graph of the standard normal function to the graph of a general normal function.

Explaining Concepts: Discussion and Writing

- 93.** Suppose that the graph of a function f is known. Explain how the graph of $y = 4f(x)$ differs from the graph of $y = f(4x)$.
- 94.** Suppose that the graph of a function f is known. Explain how the graph of $y = f(x) - 2$ differs from the graph of $y = f(x - 2)$.
-  **95.** The area under the curve $y = \sqrt{x}$ bounded from below by the x -axis and on the right by $x = 4$ is $\frac{16}{3}$ square units. Using

the ideas presented in this section, what do you think is the area under the curve of $y = \sqrt{-x}$ bounded from below by the x -axis and on the left by $x = -4$? Justify your answer.


- 96.** Explain how the range of the function $f(x) = x^2$ compares to the range of $g(x) = f(x) + k$.
- 97.** Explain how the domain of $g(x) = \sqrt{x}$ compares to the domain of $g(x - k)$, where $k \geq 0$.

Retain Your Knowledge

Problems 98–106 are based on material learned earlier in the course. The purpose of these problems is to keep the material fresh in your mind so that you are better prepared for the final exam.

- 98.** Find the slope and y -intercept of the line

$$3x - 5y = 30$$
- 99.** Angie runs 7 mph for the first half of a marathon, 13.1 miles, but twists her knee and must walk 2 mph for the second half. What was her average speed? Round to 2 decimal places.
- 100.** Find the amount of water used in a 9-minute shower if the gallons of water g used when taking a shower depends on the number of minutes m the shower is run according to the model

$$g = 1.75m$$
- 101.** Find the intercepts and test for symmetry: $y^2 = x + 4$
- 102.** Find the domain of $h(x) = \frac{x + 2}{x^2 - 5x - 14}$.
- 103. Projectile Motion** A ball is thrown upward from the top of a building. Its height h , in feet, after t seconds is given by the equation $h = -16t^2 + 96t + 200$. How long will it take for the ball to be 88 ft above the ground?
- 104.** Simplify $\sqrt[3]{16x^5y^6z}$.
-  **105.** Find the difference quotient of $f(x) = 3x^2 + 2x - 1$.
- 106.** Factor $z^3 + 216$.

2.6 Mathematical Models: Building Functions

OBJECTIVE 1 Build and Analyze Functions (p. 111)



1 Build and Analyze Functions

Real-world problems often result in mathematical models that involve functions. These functions need to be constructed or built based on the information given. In building functions, we must be able to translate the verbal description into the language of mathematics. This is done by assigning symbols to represent the independent and dependent variables and then by finding the function or rule that relates these variables.

EXAMPLE 1

Finding the Distance from the Origin to a Point on a Graph

Let $P = (x, y)$ be a point on the graph of $y = x^2 - 1$.

(a) Graph f . Express the distance d from P to the origin O as a function of x .

(b) What is d if $x = 0$? (c) What is d if $x = 1$? (d) What is d if $x = \frac{\sqrt{2}}{2}$?



(e) Use a graphing utility to graph the function $d = d(x)$, $x \geq 0$. Rounding to two decimal places, find the value(s) of x at which d has a local minimum. [This gives the point(s) on the graph of $y = x^2 - 1$ closest to the origin.]

Solution (a) Figure 67 illustrates the graph of $y = x^2 - 1$. The distance d from P to O is

$$d = \sqrt{(x - 0)^2 + (y - 0)^2} = \sqrt{x^2 + y^2}$$

Since P is a point on the graph of $y = x^2 - 1$, substitute $x^2 - 1$ for y . Then

$$d(x) = \sqrt{x^2 + (x^2 - 1)^2} = \sqrt{x^4 - x^2 + 1}$$

The distance d is expressed as a function of x .

(b) If $x = 0$, the distance d is

$$d(0) = \sqrt{0^4 - 0^2 + 1} = \sqrt{1} = 1$$

(c) If $x = 1$, the distance d is

$$d(1) = \sqrt{1^4 - 1^2 + 1} = 1$$

(d) If $x = \frac{\sqrt{2}}{2}$, the distance d is

$$d\left(\frac{\sqrt{2}}{2}\right) = \sqrt{\left(\frac{\sqrt{2}}{2}\right)^4 - \left(\frac{\sqrt{2}}{2}\right)^2 + 1} = \sqrt{\frac{1}{4} - \frac{1}{2} + 1} = \frac{\sqrt{3}}{2}$$

(e) Figure 68 shows the graph of $Y_1 = \sqrt{x^4 - x^2 + 1}$. Using the MINIMUM feature on a TI-84 Plus C, we find that when $x \approx 0.71$ the value of d is smallest. The local minimum value is $d \approx 0.87$ rounded to two decimal places. Since $d(x)$ is even, it follows by symmetry that when $x \approx -0.71$, the value of d is the same local minimum value. Since $(\pm 0.71)^2 - 1 \approx -0.50$, the points $(-0.71, -0.50)$ and $(0.71, -0.50)$ on the graph of $y = x^2 - 1$ are closest to the origin.

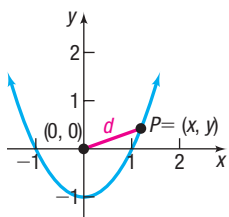


Figure 67 $y = x^2 - 1$

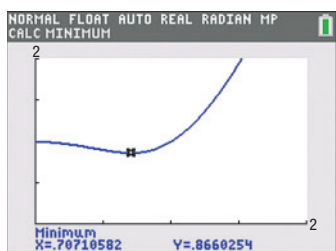


Figure 68
 $d(x) = \sqrt{x^4 - x^2 + 1}$

 **Now Work** PROBLEM 1

EXAMPLE 2

Area of a Rectangle

A rectangle has one corner in quadrant I on the graph of $y = 25 - x^2$, another at the origin, a third on the positive y -axis, and the fourth on the positive x -axis. See Figure 69.

(a) Express the area A of the rectangle as a function of x .

(b) What is the domain of A ?

(c) Graph $A = A(x)$.

(d) For what value of x is the area A largest?

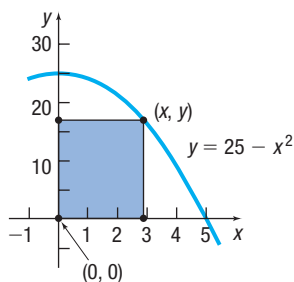


Figure 69

Solution

(a) The area A of the rectangle is $A = xy$, where $y = 25 - x^2$. Substituting this expression for y , we obtain $A(x) = x(25 - x^2) = 25x - x^3$.

(b) Since (x, y) is in quadrant I, we have $x > 0$. Also, $y = 25 - x^2 > 0$, which implies that $x^2 < 25$, so $-5 < x < 5$. Combining these restrictions, the domain of A is $\{x \mid 0 < x < 5\}$, or $(0, 5)$ using interval notation.

- (c) See Figure 70 for the graph of $A = A(x)$ on a TI-84 Plus C.
- (d) Using MAXIMUM, we find that the maximum area is 48.11 square units at $x = 2.89$ units, each rounded to two decimal places. See Figure 71.

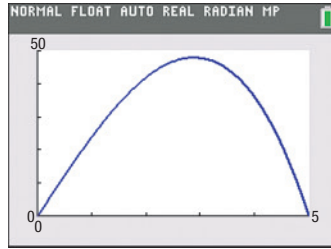
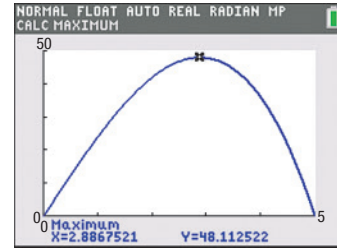
Figure 70 $A(x) = 25x - x^3$ 

Figure 71

 **Now Work** PROBLEM 7

EXAMPLE 3

Close Call?

Suppose two planes flying at the same altitude are headed toward each other. One plane is flying due south at a groundspeed of 400 miles per hour and is 600 miles from the potential intersection point of the planes. The other plane is flying due west with a groundspeed of 250 miles per hour and is 400 miles from the potential intersection point of the planes. See Figure 72.

- (a) Build a model that expresses the distance d between the planes as a function of time t .

- (b) Use a graphing utility to graph $d = d(t)$. How close do the planes come to each other? At what time are the planes closest?

Solution

- (a) Refer to Figure 72. The distance d between the two planes is the hypotenuse of a right triangle. At any time t , the length of the north/south leg of the triangle is $600 - 400t$. At any time t , the length of the east/west leg of the triangle is $400 - 250t$. Use the Pythagorean Theorem to find that the square of the distance between the two planes is

$$d^2 = (600 - 400t)^2 + (400 - 250t)^2$$

Therefore, the distance between the two planes as a function of time is given by the model

$$d(t) = \sqrt{(600 - 400t)^2 + (400 - 250t)^2}$$

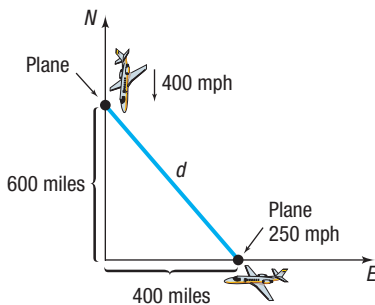
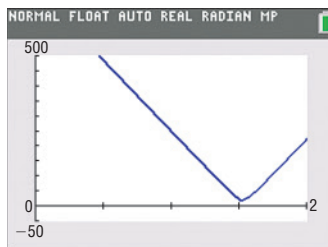
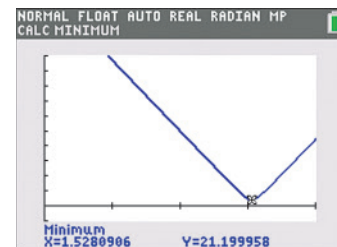


Figure 72

- (b) Figure 73(a) shows the graph of $d = d(t)$ on a TI-84 Plus C. Using MINIMUM, the minimum distance between the planes is 21.20 miles, and the time at which the planes are closest is after 1.53 hours, each rounded to two decimal places. See Figure 73(b).



(a)




(b)


Figure 73

 **Now Work** PROBLEM 19

2.6 Assess Your Understanding


Applications and Extensions

 1. Let $P = (x, y)$ be a point on the graph of $y = x^2 - 8$.

 (a) Express the distance d from P to the origin as a function of x .

(b) What is d if $x = 0$?

(c) What is d if $x = 1$?

 (d) Use a graphing utility to graph $d = d(x)$.


(e) For what values of x is d smallest?

2. Let $P = (x, y)$ be a point on the graph of $y = x^2 - 8$.

(a) Express the distance d from P to the point $(0, -1)$ as a function of x .

(b) What is d if $x = 0$?

(c) What is d if $x = -1$?

 (d) Use a graphing utility to graph $d = d(x)$.

(e) For what values of x is d smallest?

3. Let $P = (x, y)$ be a point on the graph of $y = \sqrt{x}$.

(a) Express the distance d from P to the point $(1, 0)$ as a function of x .

 (b) Use a graphing utility to graph $d = d(x)$.

(c) For what values of x is d smallest?

(d) What is the smallest distance?

4. Let $P = (x, y)$ be a point on the graph of $y = \frac{1}{x}$.

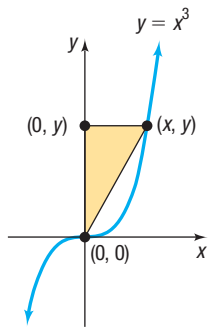
(a) Express the distance d from P to the origin as a function of x .

 (b) Use a graphing utility to graph $d = d(x)$.


(c) For what values of x is d smallest?

(d) What is the smallest distance?

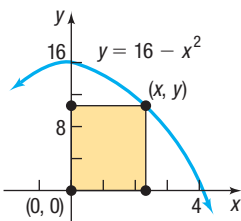
5. A right triangle has one vertex on the graph of $y = x^3, x > 0$, at (x, y) , another at the origin, and the third on the positive y -axis at $(0, y)$, as shown in the figure. Express the area A of the triangle as a function of x .



6. A right triangle has one vertex on the graph of $y = 9 - x^2, x > 0$, at (x, y) , another at the origin, and the third on the positive x -axis at $(x, 0)$. Express the area A of the triangle as a function of x .

 7. A rectangle has one corner in quadrant I on the graph of $y = 16 - x^2$, another at the origin, a third on the positive y -axis, and the fourth on the positive x -axis. See the figure.

(a) Express the area A of the rectangle as a function of x .

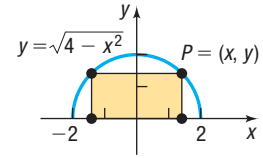


(b) What is the domain of A ?

(c) Graph $A = A(x)$. For what value of x is A largest?


(d) What is the largest area?

8. A rectangle is inscribed in a semicircle of radius 2. See the figure. Let $P = (x, y)$ be the point in quadrant I that is a vertex of the rectangle and is on the circle.



(a) Express the area A of the rectangle as a function of x .

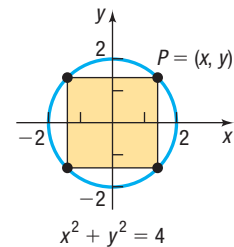
(b) Express the perimeter p of the rectangle as a function of x .

 (c) Graph $A = A(x)$. For what value of x is A largest?

(d) Graph $p = p(x)$. For what value of x is p largest?


(e) What is the largest area? What is the largest perimeter?

9. A rectangle is inscribed in a circle of radius 2. See the figure. Let $P = (x, y)$ be the point in quadrant I that is a vertex of the rectangle and is on the circle.



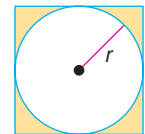
(a) Express the area A of the rectangle as a function of x .

(b) Express the perimeter p of the rectangle as a function of x .

 (c) Graph $A = A(x)$. For what value of x is A largest?

(d) Graph $p = p(x)$. For what value of x is p largest?

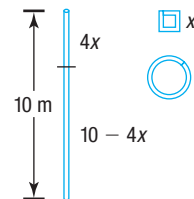
10. A circle of radius r is inscribed in a square. See the figure.



(a) Express the area A of the square as a function of the radius r of the circle.


(b) Express the perimeter p of the square as a function of r .

11. **Geometry** A wire 10 meters long is to be cut into two pieces. One piece will be shaped as a square, and the other piece will be shaped as a circle. See the figure.



(a) Express the total area A enclosed by the pieces of wire as a function of the length x of a side of the square.


(b) What is the domain of A ?

 (c) Graph $A = A(x)$. For what value of x is A smallest?

12. **Geometry** A wire 10 meters long is to be cut into two pieces. One piece will be shaped as an equilateral triangle, and the other piece will be shaped as a circle.

(a) Express the total area A enclosed by the pieces of wire as a function of the length x of a side of the equilateral triangle.

(b) What is the domain of A ?

 (c) Graph $A = A(x)$. For what value of x is A smallest?

13. Geometry A wire of length x is bent into the shape of a circle.

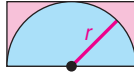


- Express the circumference C of the circle as a function of x .
- Express the area A of the circle as a function of x .

14. Geometry A wire of length x is bent into the shape of a square.

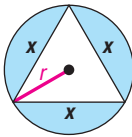
- Express the perimeter p of the square as a function of x .
- Express the area A of the square as a function of x .

15. Geometry A semicircle of radius r is inscribed in a rectangle so that the diameter of the semicircle is the length of the rectangle. See the figure.



- Express the area A of the rectangle as a function of the radius r of the semicircle.
- Express the perimeter p of the rectangle as a function of r .

16. Geometry An equilateral triangle is inscribed in a circle of radius r . See the figure. Express the circumference C of the circle as a function of the length x of a side of the triangle.

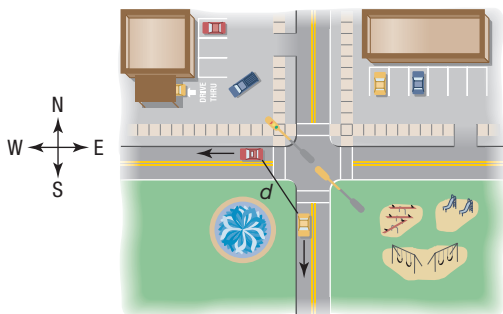


[Hint: First show that $r^2 = \frac{x^2}{3}$.]

17. Geometry An equilateral triangle is inscribed in a circle of radius r . See the figure in Problem 16. Express the area A within the circle, but outside the triangle, as a function of the length x of a side of the triangle.

18. Uniform Motion Two cars leave an intersection at the same time. One is headed south at a constant speed of 30 miles per hour, and the other is headed west at a constant speed of 40 miles per hour (see the figure). Build a model that expresses the distance d between the cars as a function of the time t .

[Hint: At $t = 0$, the cars leave the intersection.]



19. Uniform Motion Two cars are approaching an intersection. One is 2 miles south of the intersection and is moving at a constant speed of 30 miles per hour. At the same time, the other car is 3 miles east of the intersection and is moving at a constant speed of 40 miles per hour.

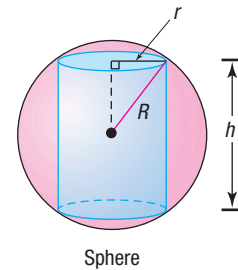
- Build a model that expresses the distance d between the cars as a function of time t .
[Hint: At $t = 0$, the cars are 2 miles south and 3 miles east of the intersection, respectively.]



- Use a graphing utility to graph $d = d(t)$. For what value of t is d smallest?

20. Inscribing a Cylinder in a Sphere Inscribe a right circular cylinder of height h and radius r in a sphere of fixed radius R . See the figure. Express the volume V of the cylinder as a function of h .

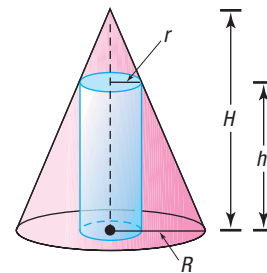
[Hint: $V = \pi r^2 h$. Note also the right triangle.]



Sphere

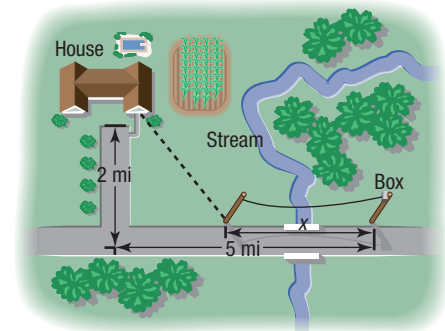
21. Inscribing a Cylinder in a Cone Inscribe a right circular cylinder of height h and radius r in a cone of fixed radius R and fixed height H . See the figure. Express the volume V of the cylinder as a function of r .

[Hint: $V = \pi r^2 h$. Note also the similar triangles.]



Cone

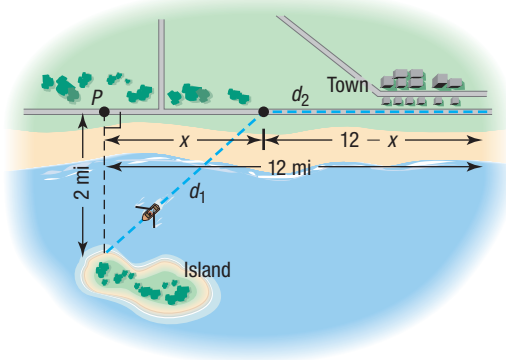
22. Installing Cable TV MetroMedia Cable is asked to provide service to a customer whose house is located 2 miles from the road along which the cable is buried. The nearest connection box for the cable is located 5 miles down the road. See the figure.



- If the installation cost is \$500 per mile along the road and \$700 per mile off the road, build a model that expresses the total cost C of installation as a function of the distance x (in miles) from the connection box to the point where the cable installation turns off the road. Find the domain of $C = C(x)$.
- Compute the cost if $x = 1$ mile.
- Compute the cost if $x = 3$ miles.
- Graph the function $C = C(x)$. Use TRACE to see how the cost C varies as x changes from 0 to 5.
- What value of x results in the least cost?



- 23. Time Required to Go from an Island to a Town** An island is 2 miles from the nearest point P on a straight shoreline. A town is 12 miles down the shore from P . See the figure.


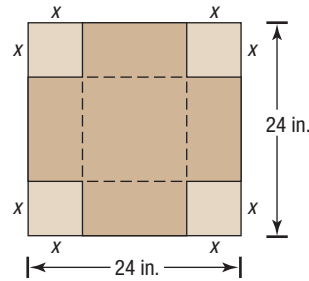


- If a person can row a boat at an average speed of 3 miles per hour and the same person can walk 5 miles per hour, build a model that expresses the time T that it takes to go from the island to town as a function of the distance x from P to where the person lands the boat.
- What is the domain of T ?
- How long will it take to travel from the island to town if the person lands the boat 4 miles from P ?
- How long will it take if the person lands the boat 8 miles from P ?

- 24. Constructing an Open Box** An open box with a square base is required to have a volume of 10 cubic feet.

- Express the amount A of material used to make such a box as a function of the length x of a side of the square base.
- How much material is required for such a box with a base 1 foot by 1 foot?
- How much material is required for such a box with a base 2 feet by 2 feet?
- Use a graphing utility to graph $A = A(x)$. For what value of x is A smallest?
- What is the least amount of material needed?

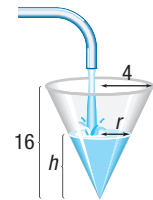
- 25. Constructing an Open Box** An open box with a square base is to be made from a square piece of cardboard 24 inches on a side by cutting out a square from each corner and turning up the sides. See the figure.



- Express the volume V of the box as a function of the length x of the side of the square cut from each corner.
- What is the volume if a 3-inch square is cut out?
- What is the volume if a 10-inch square is cut out?
- Graph $V = V(x)$. For what value of x is V largest?
- What is the largest volume?

- 26. Challenge Problem Filling a Conical Tank**

Water is poured into a container in the shape of a right circular cone with radius 4 feet and height 16 feet. See the figure. Express the volume V of the water in the cone as a function of the height h of the water.



- 27. Challenge Problem Inventory Management** A retailer buys 600 USB Flash Drives per year from a distributor. The retailer wants to determine how many drives to order, x , per shipment so that her inventory is exhausted just as the next shipment arrives. The processing fee is \$15 per shipment, the yearly storage cost is $\$1.60x$, and each drive costs the retailer \$4.85.

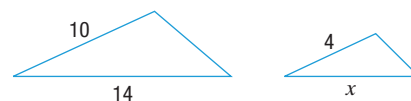
- Express the total yearly cost C as a function of the number x of drives in each shipment.
- Use a graphing utility to determine the minimum yearly cost and the number of drives per order that yields the minimum cost.

Retain Your Knowledge

Problems 28–37 are based on material learned earlier in the course. The purpose of these problems is to keep the material fresh in your mind so that you are better prepared for the final exam.

- Solve: $|2x - 3| - 5 = -2$
- A 16-foot long Ford Fusion wants to pass a 50-foot truck traveling at 55 mi/h. How fast must the car travel to completely pass the truck in 5 seconds?
- Find the slope of the line containing the points $(3, -2)$ and $(1, 6)$.

- 31.** Find the missing length x for the given pair of similar triangles.



32. Given $y = \frac{x}{x+1}$ and $u = x + 1$, express y in terms of u .

33. Write $\frac{x+5}{3x^{2/3}} + x^{1/3}$ as a single quotient with only positive exponents.

34. Solve $-\sqrt{3x-2} \geq 4$.

35. If the point $(3, -2)$ is on the graph of an equation that is symmetric about the origin, what other point must be on the graph?

36. Solve $v = \frac{2.6t}{d^2} \sqrt{\frac{E}{P}}$ for P .

37. Find the discriminant of the quadratic equation $3x^2 - 7x = 4x - 2$.

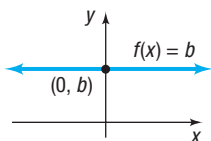
Chapter Review

Library of Functions

Constant function (p. 88)

$$f(x) = b$$

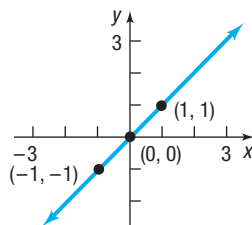
The graph is a horizontal line with y -intercept b .



Identity function (p. 88)

$$f(x) = x$$

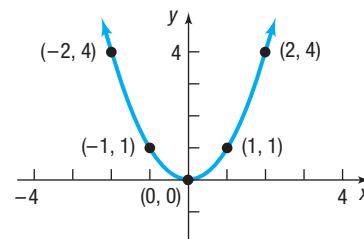
The graph is a line with slope 1 and y -intercept 0.



Square function (p. 88)

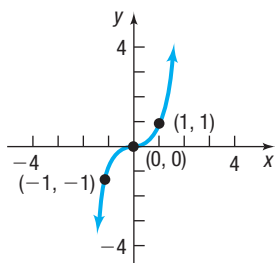
$$f(x) = x^2$$

The graph is a parabola with intercept at $(0, 0)$.



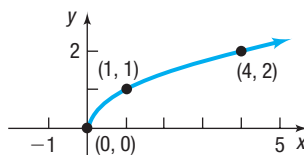
Cube function (p. 89)

$$f(x) = x^3$$



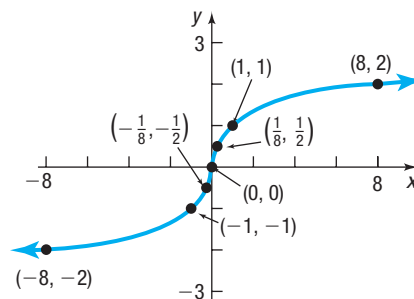
Square root function (p. 89)

$$f(x) = \sqrt{x}$$



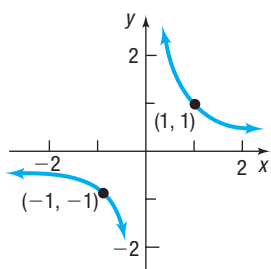
Cube root function (p. 89)

$$f(x) = \sqrt[3]{x}$$



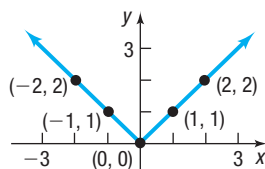
Reciprocal function (p. 89)

$$f(x) = \frac{1}{x}$$



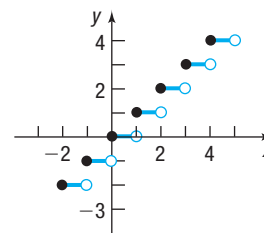
Absolute value function (p. 89)

$$f(x) = |x|$$



Greatest integer function (p. 90)

$$f(x) = \text{int}(x)$$



Things to Know

Function (pp. 49–51)

- A relation between two nonempty sets so that each element x in the first set, the domain, has corresponding to it exactly one element y in the second set. The range is the set of images of the elements in the domain.
- A function can also be described as a set of ordered pairs (x, y) in which no first element is paired with two different second elements.

Function notation (pp. 51–54)

- $y = f(x)$
- f is a symbol for the function.
- x is the argument, or independent variable.
- y is the dependent variable.
- $f(x)$ is the value of the function at x .
- A function f may be defined implicitly by an equation involving x and y or explicitly by writing $y = f(x)$.

Difference quotient of f (p. 54)

$$\frac{f(x+h) - f(x)}{h} \quad h \neq 0$$

Domain (pp. 55–57)

If unspecified, the domain of a function f defined by an equation is the largest set of real numbers for which $f(x)$ is a real number.

Vertical-line test (p. 64)

A set of points in the xy -plane is the graph of a function if and only if every vertical line intersects the graph in at most one point.

Even function f (p. 73)

$f(-x) = f(x)$ for every x in the domain ($-x$ must also be in the domain).

Odd function f (p. 73)

$f(-x) = -f(x)$ for every x in the domain ($-x$ must also be in the domain).

Increasing function (p. 75)

A function f is increasing on an interval I if, for any choice of x_1 and x_2 in I , with $x_1 < x_2$, then $f(x_1) < f(x_2)$.

Decreasing function (p. 75)

A function f is decreasing on an interval I if, for any choice of x_1 and x_2 in I , with $x_1 < x_2$, then $f(x_1) > f(x_2)$.

Constant function (p. 75)

A function f is constant on an interval I if, for all choices of x in I , the values of $f(x)$ are equal.

Local maximum (p. 76)

A function f , defined on some interval I , has a local maximum at c if there is an open interval in I containing c so that $f(c) \geq f(x)$, for all x in this open interval. The local maximum value is $f(c)$.

Local minimum (p. 76)

A function f , defined on some interval I , has a local minimum at c if there is an open interval in I containing c so that $f(c) \leq f(x)$, for all x in this open interval. The local minimum value is $f(c)$.

Absolute maximum and absolute minimum (p. 77)

Let f denote a function defined on some interval I .

- If there is a number u in I for which $f(u) \geq f(x)$ for all x in I , then f has an absolute maximum at u , and the number $f(u)$ is the absolute maximum of f on I .
- If there is a number v in I for which $f(v) \leq f(x)$, for all x in I , then f has an absolute minimum at v , and the number $f(v)$ is the absolute minimum of f on I .


Average rate of change of a function (pp. 79–80)

The average rate of change of f from a to b is

$$\frac{\Delta y}{\Delta x} = \frac{f(b) - f(a)}{b - a} \quad a \neq b$$

Objectives

Section	You should be able to . . .	Examples	Review Exercises
2.1	1 Describe a relation (p. 47)	1	1
	2 Determine whether a relation represents a function (p. 49)	2–5	2–5
	3 Use function notation; find the value of a function (p. 51)	6, 7	6–8, 43
	4 Find the difference quotient of a function (p. 54)	8	18
	5 Find the domain of a function defined by an equation (p. 55)	9, 10	9–14
	6 Form the sum, difference, product, and quotient of two functions (p. 57)	11	15–17

Section	You should be able to . . .	Examples	Review Exercises
2.2	1 Identify the graph of a function (p. 64)	1	31, 32
	2 Obtain information from or about the graph of a function (p. 64)	2–4	19(a)–(e), 20(a), 20(e), 20(g)
2.3	1 Identify even and odd functions from a graph (p. 73)	1	20(f)
	2 Identify even and odd functions from an equation (p. 74)	2	21–24
	3 Use a graph to determine where a function is increasing, decreasing, or constant (p. 75)	3	20(b)
	4 Use a graph to locate local maxima and local minima (p. 76)	4	20(c)
	5 Use a graph to locate the absolute maximum and the absolute minimum (p. 77)	5	20(d)
	 6 Use a graphing utility to approximate local maxima and local minima and to determine where a function is increasing or decreasing (p. 79)	6	25, 26, 44(d), 45(b)
	7 Find the average rate of change of a function (p. 79)	7, 8	27–30
2.4	1 Graph the functions listed in the library of functions (p. 86)	1, 2	33, 34
	2 Analyze a piecewise-defined function (p. 91)	3–5	41, 42
2.5	1 Graph functions using vertical and horizontal shifts (p. 98)	1–5, 11–13	19(f), 35, 37–40
	2 Graph functions using compressions and stretches (p. 102)	6–8, 12	19(g), 36, 40
	3 Graph functions using reflections about the x -axis and the y -axis (p. 104)	9, 10, 13	19(h), 36, 38, 40
2.6	1 Build and analyze functions (p. 111)	1–3	44, 45

Review Exercises

1. While shopping online for AA batteries, Masoud found that he could order a pack of 8 batteries for \$6.30, a pack of 16 for \$13.99, a pack of 20 for \$12.32, or a pack of 24 for \$13.99. Define a relation using number of batteries as input and price as output.
- What is the domain and range of the relation?
 - Express the relation as a set of ordered pairs.
 - Express the relation as a mapping.
 - Express the relation as a graph.

In Problems 2–5, find the domain and range of each relation. Then determine whether the relation represents a function.

2. $\{(-1, 0), (2, 3), (4, 0)\}$ 3. $\{(4, -1), (2, 1), (4, 2)\}$ 4. $(x - 1)^2 + y^2 = 4$ 5. $y = |-4x - 5| - 3$

In Problems 6–8, find the following for each function:

- (a) $f(2)$ (b) $f(-2)$ (c) $f(-x)$ (d) $-f(x)$ (e) $f(x - 2)$ (f) $f(2x)$
6. $f(x) = \frac{3x}{x^2 - 1}$ 7. $f(x) = \sqrt{x^2 - 4}$ 8. $f(x) = \frac{x^2 - 4}{x^2}$

In Problems 9–14, find the domain of each function.

9. $f(x) = \frac{x}{x^2 - 9}$ 10. $f(x) = \sqrt{2 - x}$ 11. $g(x) = \frac{|x|}{x}$
12. $f(x) = \frac{x}{x^2 + 2x - 3}$ 13. $f(x) = \frac{\sqrt{x + 1}}{x^2 - 4}$ 14. $g(x) = \frac{x}{\sqrt{x + 8}}$

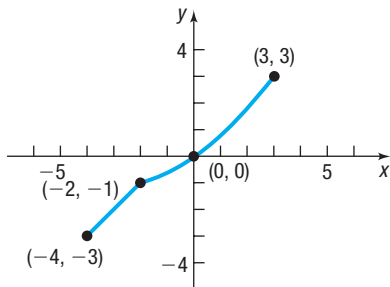
In Problems 15–17, find $f + g$, $f - g$, $f \cdot g$, and $\frac{f}{g}$ for each pair of functions. State the domain of each of these functions.

15. $f(x) = 2 - x$; $g(x) = 3x + 1$ 16. $f(x) = 3x^2 + x + 1$; $g(x) = 3x$ 17. $f(x) = \frac{x + 1}{x - 1}$; $g(x) = \frac{1}{x}$

18. Find the difference quotient of $f(x) = -2x^2 + x + 1$; that is, find $\frac{f(x+h) - f(x)}{h}$, $h \neq 0$.

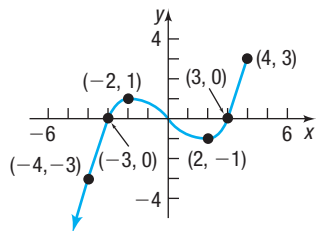
19. Consider the graph of the function f below.

- (a) Find the domain and the range of f .
- (b) List the intercepts.
- (c) Find $f(-2)$.
- (d) For what value of x does $f(x) = -3$?
- (e) Solve $f(x) > 0$.
- (f) Graph $y = f(x - 3)$.
- (g) Graph $y = f\left(\frac{1}{2}x\right)$.
- (h) Graph $y = -f(x)$.




20. Use the graph of the function f shown below to find:

- (a) The domain and the range of f .
- (b) The intervals on which f is increasing, decreasing, or constant.
- (c) The local minimum values and local maximum values.
- (d) The absolute maximum and absolute minimum.
- (e) Whether the graph is symmetric with respect to the x -axis, the y -axis, the origin, or none of these.
- (f) Whether the function is even, odd, or neither.
- (g) The intercepts, if any.



In Problems 21–24, determine (algebraically) whether the given function is even, odd, or neither.

- 21. $f(x) = x^3 - 4x$
- 22. $g(x) = \frac{4 + x^2}{1 + x^4}$
- 23. $G(x) = 1 - x + x^3$
- 24. $f(x) = \frac{x}{1 + x^2}$

 In Problems 25 and 26, use a graphing utility to graph each function over the indicated interval. Approximate any local maximum values and local minimum values. Determine where the function is increasing and where it is decreasing.

- 25. $f(x) = 2x^3 - 5x + 1$ $(-3, 3)$
- 26. $f(x) = 2x^4 - 5x^3 + 2x + 1$ $(-2, 3)$
- 27. Find the average rate of change of $f(x) = 8x^2 - x$:
 - (a) From 1 to 2
 - (b) From 0 to 1
 - (c) From 2 to 4

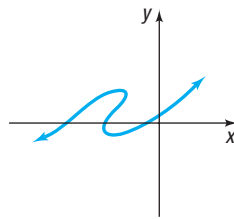
In Problems 28 and 29, find the average rate of change from 2 to 3 for each function f . Be sure to simplify.

- 28. $f(x) = 2 - 5x$
- 29. $f(x) = 3x - 4x^2$

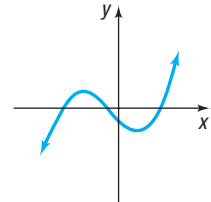
30. If $f(x) = 3x - 4x^2$, find an equation of the secant line of f from 2 to 3.

In Problems 31 and 32, is the graph shown the graph of a function?

31.



32.



In Problems 33 and 34, graph each function. Be sure to label at least three points.

- 33. $f(x) = |x|$
- 34. $f(x) = \sqrt{x}$

In Problems 35–40, graph each function using the techniques of shifting, compressing or stretching, and reflections. Identify any intercepts of the graph. State the domain and, based on the graph, find the range.

- 35. $F(x) = |x| - 4$
- 36. $g(x) = -2|x|$
- 37. $h(x) = \sqrt{x - 1}$
- 38. $f(x) = \sqrt{1 - x}$
- 39. $h(x) = (x - 1)^2 + 2$
- 40. $g(x) = -2(x + 2)^3 - 8$

In Problems 41 and 42:

- (a) Find the domain of each function.
- (b) Locate any intercepts.
- (c) Graph each function.
- (d) Based on the graph, find the range.


41. $f(x) = \begin{cases} 3x & \text{if } -2 < x \leq 1 \\ x + 1 & \text{if } x > 1 \end{cases}$


42. $f(x) = \begin{cases} x & \text{if } -4 \leq x < 0 \\ 1 & \text{if } x = 0 \\ 3x & \text{if } x > 0 \end{cases}$

43. A function f is defined by


$$f(x) = \frac{Ax + 5}{6x - 2}$$

If $f(1) = 4$, find A .

 **44. Constructing a Closed Box** A closed box with a square base is required to have a volume of 10 cubic feet.

- (a) Build a model that expresses the amount A of material used to make such a box as a function of the length x of a side of the square base.
- (b) How much material is required for a base 1 foot by 1 foot?
- (c) How much material is required for a base 2 feet by 2 feet?
-  (d) Graph $A = A(x)$. For what value of x is A smallest?

45. Area of a Rectangle A rectangle has one vertex in quadrant I on the graph of $y = 10 - x^2$, another at the origin, one on the positive x -axis, and one on the positive y -axis.

- (a) Express the area A of the rectangle as a function of x .
-  (b) Find the largest area A that can be enclosed by the rectangle.

Chapter Test

CHAPTER
Test Prep
VIDEOS

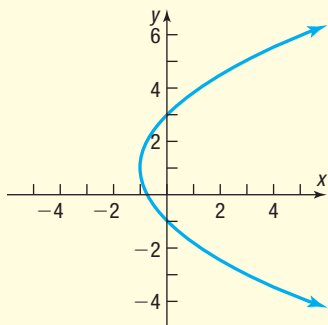
The Chapter Test Prep Videos include step-by-step solutions to all chapter test exercises. These videos are available in MyLab™ Math, or on this text's YouTube channel. Refer to the Preface for a link to the YouTube channel.

1. Find the domain and range of each relation. Then determine whether each relation represents a function.

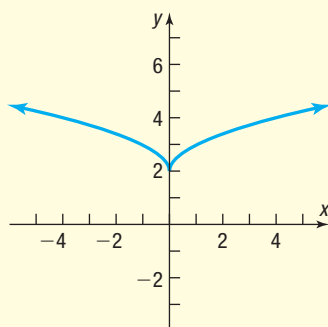
(a) $\{(2, 5), (4, 6), (6, 7), (8, 8)\}$

(b) $\{(1, 3), (4, -2), (-3, 5), (1, 7)\}$

(c)



(d)



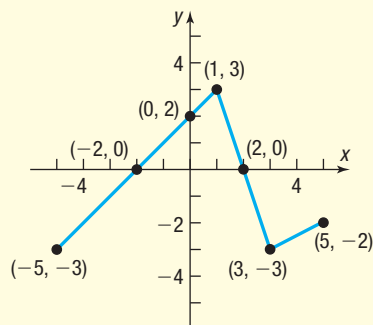
In Problems 2–4, find the domain of each function and evaluate each function at $x = -1$.

2. $f(x) = \sqrt{4 - 5x}$

3. $g(x) = \frac{x + 2}{|x + 2|}$

4. $h(x) = \frac{x - 4}{x^2 + 5x - 36}$

5. Consider the graph of the function f below.



- (a) Find the domain and the range of f .
 (b) List the intercepts.
 (c) Find $f(1)$.
 (d) For what value(s) of x does $f(x) = -3$?
 (e) Solve $f(x) < 0$.



6. Graph the function $f(x) = -x^4 + 2x^3 + 4x^2 - 2$ on the interval $(-5, 5)$ using a graphing utility. Then approximate any local maximum values and local minimum values rounded to two decimal places. Determine where the function is increasing and where it is decreasing.

7. Consider the function $g(x) = \begin{cases} 2x + 1 & \text{if } x < -1 \\ x - 4 & \text{if } x \geq -1 \end{cases}$

(a) Graph the function.

(b) List the intercepts.

(c) Find $g(-5)$.

(d) Find $g(2)$.

8. For the function $f(x) = 3x^2 - 3x + 4$,

(a) Find the average rate of change of f from 3 to 4.

(b) Find an equation of the secant line from 3 to 4.

9. For the functions $f(x) = 2x^2 + 1$ and $g(x) = 3x - 2$, find the following and simplify.

(a) $(f - g)(x)$

(b) $(f \cdot g)(x)$

(c) $f(x + h) - f(x)$

10. Graph each function using the techniques of shifting, compressing or stretching, and reflecting. Start with the graph of the basic function and show all the steps.

(a) $h(x) = -2(x + 1)^3 + 3$

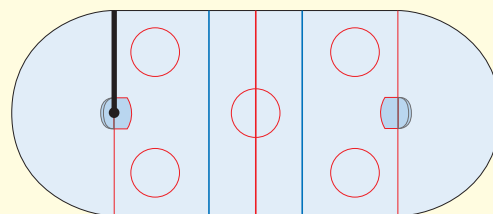
(b) $g(x) = |x + 4| + 2$

11. Find the difference quotient of $f(x) = x^2 - 3x$.

12. A community skating rink is in the shape of a rectangle with semicircles attached at the ends. The length of the rectangle is 20 feet less than twice the width. The thickness of the ice is 2 inches.

(a) Build a model that expresses the ice volume V as a function of the width, x .

(b) How much ice is in the rink if the width is 90 feet?



13. Determine if the function $f(x) = -x^2 - 7$ is even, odd, or neither.

Cumulative Review

In Problems 1–6, find the real solutions of each equation.

1. $3x - 8 = 10$
2. $3x^2 - x = 0$
3. $x^2 - 8x - 9 = 0$
4. $6x^2 - 5x + 1 = 0$
5. $|2x + 3| = 4$
6. $\sqrt{2x + 3} = 2$

In Problems 7–9, solve each inequality. Graph the solution set.

7. $2 - 3x > 6$
 8. $|2x - 5| < 3$
 9. $|4x + 1| \geq 7$
10. (a) Find the distance from $P_1 = (-2, -3)$ to $P_2 = (3, -5)$.
 (b) What is the midpoint of the line segment from P_1 to P_2 ?
 (c) What is the slope of the line containing the points P_1 and P_2 ?

In Problems 11–14, graph each equation.

11. $3x - 2y = 12$
12. $x = y^2$
13. $x^2 + (y - 3)^2 = 16$
14. $y = \sqrt{x}$
15. For the equation $3x^2 - 4y = 12$, find the intercepts and check for symmetry.
16. Find the slope-intercept form of the equation of the line containing the points $(-2, 4)$ and $(6, 8)$.

In Problems 17–19, graph each function.

17. $f(x) = (x + 2)^2 - 3$
18. $f(x) = \frac{1}{x}$
19. $f(x) = \begin{cases} 2 - x & \text{if } x \leq 2 \\ |x| & \text{if } x > 2 \end{cases}$

Chapter Projects

Internet-based Project

I. Choosing a Data Plan Collect information from your family, friends, or consumer agencies such as Consumer Reports. Then decide on a service provider, choosing the company that you feel offers the best service. Once you have selected a service provider, research the various types of individual plans offered by the company by visiting the provider's website. Many cellular providers offer family plans that include unlimited talk, text, and data. However, once a data cap has been reached, service may be slowed, which prevents media from being streamed. So, many customers still purchase data-only plans for devices such as tablets or laptops. The monthly cost is primarily determined by the amount of data used and the number of data-only devices.

1. Suppose you expect to use 10 gigabytes of data for a single tablet. What would be the monthly cost of each plan you are considering?
2. Suppose you expect to use 30 gigabytes of data and want a personal hotspot, but you still have only a single tablet. What would be the monthly cost of each plan you are considering?
3. Suppose you expect to use 20 gigabytes of data with three tablets sharing the data. What would be the monthly cost of each plan you are considering?
4. Suppose you expect to use 20 gigabytes of data with a single tablet and a personal hotspot. What would be the monthly cost of each plan you are considering?



5. Build a model that describes the monthly cost C , in dollars, as a function of the number g of data gigabytes used, assuming a single tablet and a personal hotspot for each plan you are considering.
6. Graph each function from Problem 5.
7. Based on your particular usage, which plan is best for you?

8. Now, develop an Excel spreadsheet to analyze the various plans you are considering. Suppose you want a plan that offers 50 gigabytes of shared data and costs \$60 per month. Additional gigabytes of data cost \$15 per gigabyte, extra tablets can be added to the plan for \$10 each per month, and each hotspot or laptop costs \$20 per month. Because these data plans have a cost structure based on piecewise-defined functions, we need an “if/then” statement within Excel to analyze the cost of the plan. Use the accompanying Excel spreadsheet as a guide in developing your spreadsheet. Enter into your spreadsheet a variety of possible amounts of data and various numbers of additional tablets, laptops, and hotspots.

	A	B	C	D	
1					
2	Monthly fee	\$60			
3	Allotted data per month (GB)	50			
4	Data used (GB)	12			
5	Cost per additional GB of data	\$15			
6					
7	Monthly cost of hotspot or laptop	\$20			
8	Number of hotspots or laptops	1			
9	Monthly cost of additional tablet	\$10			
10	Number of additional tablets	2			
11					
12	Cost of data	=IF(B4<B3,B2,B2+B5*(B4-B3))			
13	Cost of additional devices/hotspots	=B8*B7+B10*B9			
14					
15	Total Cost	=B12+B13			
16					

9. Write a paragraph supporting the choice in plans that best meets your needs.
10. How are “if/then” loops similar to a piecewise-defined function?

Source: Excel © 2018 Microsoft Corporation. Used with Permission from Microsoft.

The following projects are available on the Instructor’s Resource Center (IRC).

- II. Project at Motorola: Wireless Internet Service** Use functions and their graphs to analyze the total cost of various wireless Internet service plans.
- III. Cost of Cable** When government regulations and customer preference influence the path of a new cable line, the Pythagorean Theorem can be used to assess the cost of installation.
- IV. Oil Spill** Functions are used to analyze the size and spread of an oil spill from a leaking tanker.

3

Linear and Quadratic Functions

The Beta of a Stock

Investing in the stock market can be rewarding and fun, but how does one go about selecting which stocks to purchase? Financial investment firms hire thousands of analysts who track individual stocks (equities) and assess the value of the underlying company. One measure the analysts consider is the *beta* of the stock. **Beta** measures the risk of an individual company's equity relative to that of a market basket of stocks, such as the Standard & Poor's 500. But how is beta computed?



— See the Internet-based Chapter Project I—



Outline

- 3.1 Properties of Linear Functions and Linear Models
- 3.2 Building Linear Models from Data
- 3.3 Quadratic Functions and Their Properties
- 3.4 Building Quadratic Models from Verbal Descriptions and from Data
- 3.5 Inequalities Involving Quadratic Functions
- Chapter Review
- Chapter Test
- Cumulative Review
- Chapter Projects

← A Look Back

Up to now, our discussion has focused on equations and functions and their graphs. We graphed equations by plotting points, using intercepts, and testing for symmetry. We learned to identify whether a relation represents a function, and we discussed properties of functions, such as domain/range, increasing/decreasing, even/odd, and average rate of change. Using this information, we developed a library of functions, and analyzed piecewise-defined functions. Finally, we used transformations to graph new functions from the graphs of the familiar functions listed in the library of functions.

A Look Ahead →

Now we begin looking at classes of functions. This chapter focuses on linear and quadratic functions, their properties, and their applications.

3.1 Properties of Linear Functions and Linear Models

PREPARING FOR THIS SECTION Before getting started, review the following:

- Lines (Section 1.3, pp. 20–31)
- Graphs of Equations in Two Variables; Intercepts; Symmetry (Section 1.2, pp. 9–17)
- Solving Equations (Section A.6, pp. A44–A51)
- Functions (Section 2.1, pp. 49–59)
- The Graph of a Function (Section 2.2, pp. 63–67)
- Properties of Functions (Section 2.3, pp. 73–81)

 **Now Work** the 'Are You Prepared?' problems on page 131.

- OBJECTIVES**
- 1 Graph Linear Functions (p. 125)
 - 2 Use Average Rate of Change to Identify Linear Functions (p. 125)
 - 3 Determine Whether a Linear Function Is Increasing, Decreasing, or Constant (p. 128)
 - 4 Build Linear Models from Verbal Descriptions (p. 129)

1 Graph Linear Functions

In Section 1.3 we discussed lines. In particular, for nonvertical lines we developed the slope-intercept form of the equation of a line, $y = mx + b$. When the slope-intercept form of a line is written using function notation, the result is a *linear function*.

DEFINITION Linear Function

A **linear function** is a function of the form

$$f(x) = mx + b$$

The graph of a linear function is a line with slope m and y -intercept b . Its domain is the set of all real numbers.

Functions that are not linear are said to be **nonlinear**.

EXAMPLE 1

Graphing a Linear Function

Graph the linear function $f(x) = -3x + 7$. What are the domain and the range of f ?

Solution

This is a linear function with slope $m = -3$ and y -intercept $b = 7$. To graph this function, plot the point $(0, 7)$, the y -intercept, and use the slope to find an additional point by moving right 1 unit and down 3 units. See Figure 1. The domain and the range of f are each the set of all real numbers.

Alternatively, an additional point can be found by evaluating the function at some $x \neq 0$. For $x = 1$, $f(1) = -3 \cdot 1 + 7 = 4$, so the point $(1, 4)$ lies on the graph.

 **Now Work** PROBLEMS 13(a) AND (b)

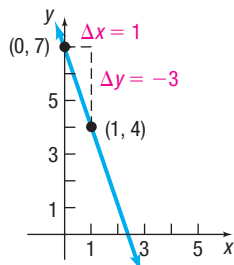


Figure 1 $f(x) = -3x + 7$

2 Use Average Rate of Change to Identify Linear Functions

Look at Table 1 on the next page, which shows several values of the independent variable x and corresponding values of the dependent variable y for the function $f(x) = -3x + 7$. Notice that as the value of the independent variable x increases by 1, the value of the dependent variable y decreases by 3. That is, the average rate of change of y with respect to x is a constant, -3 .

Table 1

x	$y = f(x) = -3x + 7$	Average Rate of Change = $\frac{\Delta y}{\Delta x}$
-2	13	$\frac{10 - 13}{-1 - (-2)} = \frac{-3}{1} = -3$
-1	10	
0	7	$\frac{7 - 10}{0 - (-1)} = \frac{-3}{1} = -3$
1	4	
2	1	-3
3	-2	

It is not a coincidence that the average rate of change of the linear function $f(x) = -3x + 7$ is the slope of the linear function. That is, $\frac{\Delta y}{\Delta x} = m = -3$. The following theorem states this fact.

THEOREM Average Rate of Change of a Linear Function

Linear functions have a constant average rate of change. That is, the average rate of change of a linear function $f(x) = mx + b$ is

$$\frac{\Delta y}{\Delta x} = m$$

Proof The average rate of change of $f(x) = mx + b$ from x_1 to x_2 , $x_1 \neq x_2$, is

$$\begin{aligned} \frac{\Delta y}{\Delta x} &= \frac{f(x_2) - f(x_1)}{x_2 - x_1} = \frac{(mx_2 + b) - (mx_1 + b)}{x_2 - x_1} \\ &= \frac{mx_2 - mx_1}{x_2 - x_1} = \frac{m(x_2 - x_1)}{x_2 - x_1} = m \end{aligned} \quad \blacksquare$$

Based on the theorem just proved, the average rate of change of the function $g(x) = -\frac{2}{5}x + 5$ is $-\frac{2}{5}$.

Now Work PROBLEM 13(c)

As it turns out, only linear functions have a constant average rate of change. Because of this, the average rate of change can be used to determine whether a function is linear. This is especially useful if the function is defined by a data set.




EXAMPLE 2

Using the Average Rate of Change to Identify Linear Functions

- (a) A strain of *E. coli* known as Beu 397-recA441 is placed into a Petri dish at 30° Celsius and allowed to grow. The data shown in Table 2 are collected. The population is measured in grams and the time in hours. Plot the ordered pairs (x, y) in the Cartesian plane, and use the average rate of change to determine whether the function is linear.

- (b) The data in Table 3 represent the maximum number of heartbeats that a healthy individual of different ages should have during a 15-second interval of time while exercising. Plot the ordered pairs (x, y) in the Cartesian plane, and use the average rate of change to determine whether the function is linear.

Table 2



Time (hours), x	Population (grams), y	(x, y)
0	0.09	(0, 0.09)
1	0.12	(1, 0.12)
2	0.16	(2, 0.16)
3	0.22	(3, 0.22)
4	0.29	(4, 0.29)
5	0.39	(5, 0.39)

Table 3



Age, x	Maximum Number of Heartbeats, y	(x, y)
20	50	(20, 50)
30	47.5	(30, 47.5)
40	45	(40, 45)
50	42.5	(50, 42.5)
60	40	(60, 40)
70	37.5	(70, 37.5)

Source: American Heart Association

Solution

Compute the average rate of change of each function. If the average rate of change is constant, the function is linear. If the average rate of change is not constant, the function is nonlinear.

- (a) Figure 2 shows the points listed in Table 2 plotted in the Cartesian plane. Note that it is impossible to draw a straight line that contains all the points. Table 4 displays the average rate of change of the population.

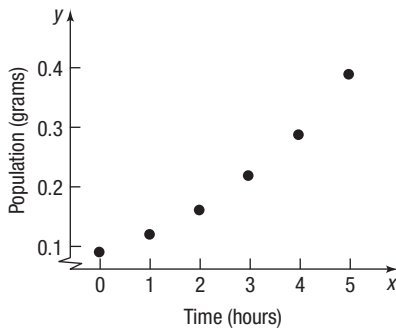


Figure 2

Table 4

Time (hours), x	Population (grams), y	Average Rate of Change = $\frac{\Delta y}{\Delta x}$
0	0.09	$\frac{0.12 - 0.09}{1 - 0} = 0.03$
1	0.12	
2	0.16	0.04
3	0.22	0.06
4	0.29	0.07
5	0.39	0.10

Because the average rate of change is not constant, the function is not linear. In fact, because the average rate of change is increasing as the value of the independent variable increases, the function is increasing at an increasing rate. So not only is the population increasing over time, but it is also growing more rapidly as time passes.

- (b) Figure 3 on the next page shows the points listed in Table 3 plotted in the Cartesian plane. Table 5 on the next page displays the average rate of change of the maximum number of heartbeats. The average rate of change of the heartbeat data is constant, -0.25 beat per year, so the function is linear, and the points in Figure 3 lie on a line.

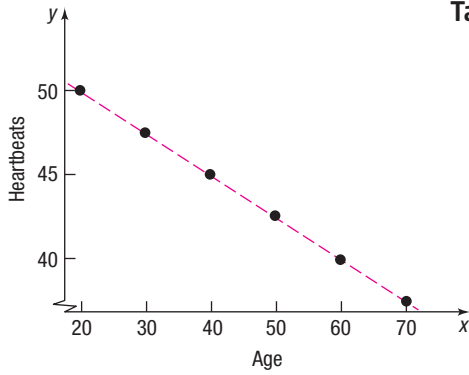


Figure 3

Table 5

Age, x	Maximum Number of Heartbeats, y	Average Rate of Change = $\frac{\Delta y}{\Delta x}$
20	50	$\frac{47.5 - 50}{30 - 20} = -0.25$
30	47.5	
40	45	-0.25
50	42.5	-0.25
60	40	-0.25
70	37.5	-0.25

 **Now Work** PROBLEM 21

3 Determine Whether a Linear Function Is Increasing, Decreasing, or Constant

When the slope m of a linear function is positive ($m > 0$), the line slants upward from left to right. When the slope m of a linear function is negative ($m < 0$), the line slants downward from left to right. When the slope m of a linear function is zero ($m = 0$), the line is horizontal.

THEOREM Increasing, Decreasing, and Constant Linear Functions

A linear function $f(x) = mx + b$ is increasing over its domain if its slope, m , is positive. It is decreasing over its domain if its slope, m , is negative. It is constant over its domain if its slope, m , is zero.

EXAMPLE 3

Determining Whether a Linear Function Is Increasing, Decreasing, or Constant

Determine whether the following linear functions are increasing, decreasing, or constant.

(a) $f(x) = 5x - 2$

(b) $g(x) = -2x + 8$

(c) $s(t) = \frac{3}{4}t - 4$

(d) $h(z) = 7$

Solution

(a) The linear function $f(x) = 5x - 2$ has slope 5, which is positive. The function f is increasing on the interval $(-\infty, \infty)$.

(b) The linear function $g(x) = -2x + 8$ has slope -2 , which is negative. The function g is decreasing on the interval $(-\infty, \infty)$.

(c) The linear function $s(t) = \frac{3}{4}t - 4$ has slope $\frac{3}{4}$, which is positive. The function s is increasing on the interval $(-\infty, \infty)$.

(d) The linear function h can be written as $h(z) = 0z + 7$. Because the slope is 0, the function h is constant on the interval $(-\infty, \infty)$.

 **Now Work** PROBLEM 13(d)



4 Build Linear Models from Verbal Descriptions

When the average rate of change of a function is constant, a linear function can model the relation between the two variables. For example, if a recycling company pays \$0.52 per pound for aluminum cans, then the relation between the price p paid and the pounds recycled x can be modeled as the linear function $p(x) = 0.52x$, with slope $m = \frac{0.52 \text{ dollar}}{1 \text{ pound}}$.

In Words

A constant rate of change involving two variables indicates a linear function.

Modeling with a Linear Function

If the average rate of change of a function is a constant m , a linear function f can be used to model the relation between the two variables as follows:

$$f(x) = mx + b$$

where b is the value of f at 0; that is, $b = f(0)$.

EXAMPLE 4

Straight-line Depreciation

Book value is the value of an asset that a company uses to create its balance sheet. Some companies depreciate assets using straight-line depreciation so that the value of the asset declines by a fixed amount each year. The amount of the decline depends on the useful life that the company assigns to the asset. Suppose a company just purchased a fleet of new cars for its sales force at a cost of \$31,500 per car. The company chooses to depreciate each vehicle using the straight-line method over 7 years. This means that each car will depreciate by $\frac{\$31,500}{7} = \4500 per year.

- Write a linear function that expresses the book value V of each car as a function of its age, x , in years.
- Graph the linear function.
- What is the book value of each car after 3 years?
- Interpret the slope.
- When will the book value of each car be \$9000?

Solution

- If we let $V(x)$ represent the value of each car after x years, then $V(0)$ represents the original value of each car, so $V(0) = \$31,500$. The y -intercept of the linear function is \$31,500. Because each car depreciates by \$4500 per year, the slope of the linear function is -4500 . The linear function that represents the book value V of each car after x years is

$$V(x) = -4500x + 31,500$$

- Figure 4 shows the graph of V .
- The book value of each car after 3 years is

$$\begin{aligned} V(3) &= -4500 \cdot 3 + 31,500 \\ &= \$18,000 \end{aligned}$$

- Since the slope of $V(x) = -4500x + 31,500$ is -4500 , the average rate of change of the book value is $-\$4500/\text{year}$. So for each additional year that passes, the book value of the car decreases by \$4500.

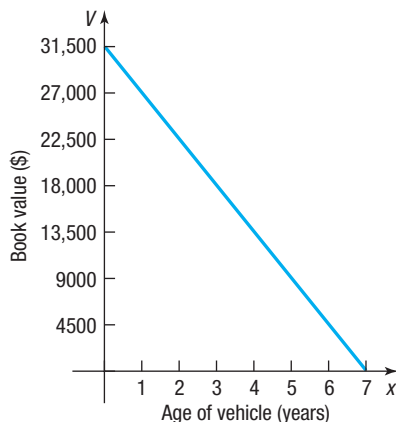


Figure 4 $V(x) = -4500x + 31,500$

(continued)

(e) To find when the book value will be \$9000, solve the equation

$$\begin{aligned} V(x) &= 9000 \\ -4500x + 31,500 &= 9000 \\ -4500x &= -22,500 && \text{Subtract 31,500 from both sides.} \\ x &= \frac{-22,500}{-4500} = 5 && \text{Divide by } -4500. \end{aligned}$$

The car will have a book value of \$9000 when it is 5 years old.

 **Now Work** PROBLEM 47

EXAMPLE 5

Supply and Demand

The **quantity supplied** of a good is the amount of a product that a company is willing to make available for sale at a given price. The **quantity demanded** of a good is the amount of a product that consumers are willing to purchase at a given price p . Suppose that the quantity supplied, S , and the quantity demanded, D , of smartphones each month are given by the following functions:

$$\begin{aligned} S(p) &= 15p - 900 \\ D(p) &= -3.75p + 2850 \end{aligned}$$

where p is the price (in dollars) of the smartphone.

- The **equilibrium price** of a product is defined as the price at which quantity supplied equals quantity demanded. That is, the equilibrium price is the price at which $S(p) = D(p)$. Find the equilibrium price of smartphones. What is the **equilibrium quantity**, the amount demanded (or supplied) at the equilibrium price?
- Determine the prices for which quantity supplied is greater than quantity demanded. That is, solve the inequality $S(p) > D(p)$.
- Graph $S = S(p)$ and $D = D(p)$, and label the **equilibrium point**, the point of intersection of S and D .

Solution

- To find the equilibrium price, solve the equation $S(p) = D(p)$.

$$\begin{aligned} 15p - 900 &= -3.75p + 2850 && S(p) = 15p - 900; \\ &&& D(p) = -3.75p + 2850 \\ 15p &= -3.75p + 3750 && \text{Add 900 to both sides.} \\ 18.75p &= 3750 && \text{Add 3.75p to both sides.} \\ p &= 200 && \text{Divide both sides by 18.75.} \end{aligned}$$

The equilibrium price is \$200 per smartphone. To find the equilibrium quantity, evaluate either $S(p)$ or $D(p)$ at $p = 200$.

$$S(200) = 15 \cdot 200 - 900 = 2100$$

The equilibrium quantity is 2100 smartphones. At a price of \$200 per phone, the company will produce and sell 2100 phones each month and have no shortages or excess inventory.

- The inequality $S(p) > D(p)$ is

$$\begin{aligned} 15p - 900 &> -3.75p + 2850 && S(p) > D(p) \\ 15p &> -3.75p + 3750 && \text{Add 900 to both sides.} \\ 18.75p &> 3750 && \text{Add 3.75p to both sides.} \\ p &> 200 && \text{Divide both sides by 18.75.} \end{aligned}$$

If the company charges more than \$200 per phone, quantity supplied will exceed quantity demanded. In this case the company will have excess phones in inventory.

(c) Figure 5 shows the graphs of $S = S(p)$ and $D = D(p)$ with the equilibrium point labeled.

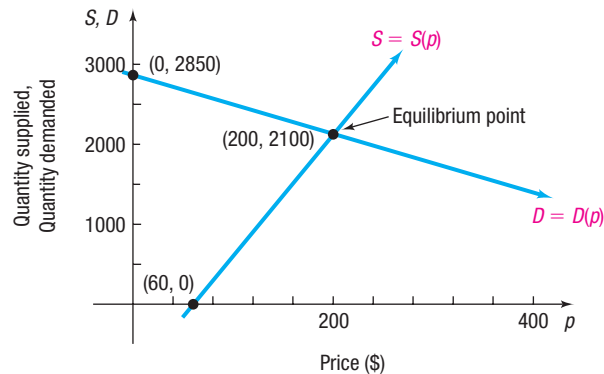


Figure 5 Supply and demand functions

 **Now Work** PROBLEM 41

3.1 Assess Your Understanding

'Are You Prepared?' Answers are given at the end of these exercises. If you get a wrong answer, read the pages listed in red.

- Graph $y = 3x - 1$. (pp. 25–26)
- Find the slope of the line joining the points $(2, 5)$ and $(-1, 3)$. (pp. 20–21)
- Find the average rate of change of $f(x) = -4x + 3$, from 2 to 4. (pp. 79–80)
- Solve: $60x - 900 = -15x + 2850$. (pp. A44–A45)
- If $f(x) = 7.5x + 15$, find $f(-2)$. (pp. 51–53)
- True or False** The function $f(x) = \frac{2}{3}x + 15$ is increasing on the interval $(-\infty, \infty)$. (pp. 75–76)


Concepts and Vocabulary

- For the graph of the linear function $f(x) = mx + b$, m is the _____ and b is the _____.
- If the slope m of the graph of a linear function is _____, the function is increasing over its domain.
- True or False** The slope of a nonvertical line is the average rate of change of the linear function.
- True or False** The average rate of change of $f(x) = 2x + 8$ is 8.
- Multiple Choice** What is the only type of function that has a constant average rate of change?
 - linear function
 - quadratic function
 - step function
 - absolute value function
- Multiple Choice** A car has 12,500 miles on its odometer. Say the car is driven an average of 40 miles per day. Choose the model that expresses the number of miles N that will be on its odometer after x days.
 - $N(x) = -40x + 12,500$
 - $N(x) = 40x - 12,500$
 - $N(x) = 12,500x + 40$
 - $N(x) = 40x + 12,500$

Skill Building

In Problems 13–20, a linear function is given.

- Find the slope and y -intercept of each function.
- Use the slope and y -intercept to graph each function.
- What is the average rate of change of each function?
- Determine whether each function is increasing, decreasing, or constant.

 13. $f(x) = 2x + 3$

14. $g(x) = 5x - 4$

15. $h(x) = -3x + 4$

16. $p(x) = -x + 6$


17. $f(x) = \frac{1}{4}x - 3$

18. $h(x) = -\frac{2}{3}x + 4$

19. $F(x) = 4$

20. $G(x) = -2$

In Problems 21–28, determine whether each function is linear or nonlinear. If it is linear, determine the slope.

 21.

x	$y = f(x)$
-2	4
-1	1
0	-2
1	-5
2	-8

22.

x	$y = f(x)$
-2	1/4
-1	1/2
0	1
1	2
2	4

23.

x	$y = f(x)$
-2	-8
-1	-3
0	0
1	1
2	0

24.

x	$y = f(x)$
-2	-4
-1	0
0	4
1	8
2	12

25.

x	$y = f(x)$
-2	-26
-1	-4
0	2
1	-2
2	-10

26.

x	$y = f(x)$
-2	-4
-1	-3.5
0	-3
1	-2.5
2	-2

27.

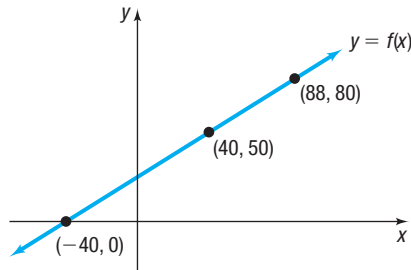
x	$y = f(x)$
-2	8
-1	8
0	8
1	8
2	8

28.

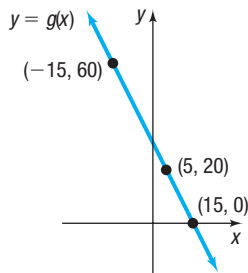
x	$y = f(x)$
-2	0
-1	1
0	4
1	9
2	16

Applications and Extensions

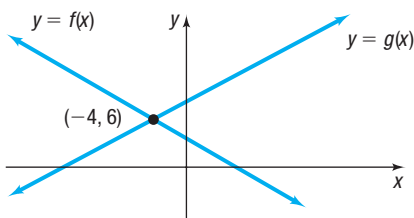
29. Suppose that $f(x) = 4x - 1$ and $g(x) = -2x + 5$.
- (a) Solve $f(x) = 0$. (b) Solve $f(x) > 0$.
 (c) Solve $f(x) = g(x)$. (d) Solve $f(x) \leq g(x)$.
 (e) Graph $y = f(x)$ and $y = g(x)$ and label the point that represents the solution to the equation $f(x) = g(x)$.
30. Suppose that $f(x) = 3x + 5$ and $g(x) = -2x + 15$.
- (a) Solve $f(x) = 0$. (b) Solve $f(x) < 0$.
 (c) Solve $f(x) = g(x)$. (d) Solve $f(x) \geq g(x)$.
 (e) Graph $y = f(x)$ and $y = g(x)$ and label the point that represents the solution to the equation $f(x) = g(x)$.
31. In parts (a)–(f), use the figure below.



- (a) Solve $f(x) = 50$. (b) Solve $f(x) = 80$.
 (c) Solve $f(x) = 0$. (d) Solve $f(x) > 50$.
 (e) Solve $f(x) \leq 80$. (f) Solve $0 < f(x) < 80$.
32. In parts (a)–(f), use the figure below.

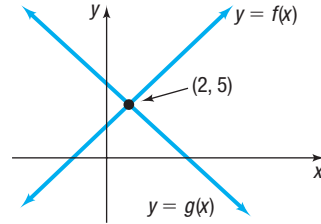


- (a) Solve $g(x) = 20$. (b) Solve $g(x) = 60$.
 (c) Solve $g(x) = 0$. (d) Solve $g(x) > 20$.
 (e) Solve $g(x) \leq 60$. (f) Solve $0 < g(x) < 60$.
33. In parts (a) and (b), use the figure below.

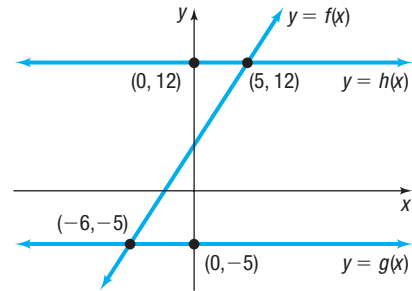


- (a) Solve the equation: $f(x) = g(x)$.
 (b) Solve the inequality: $f(x) > g(x)$.

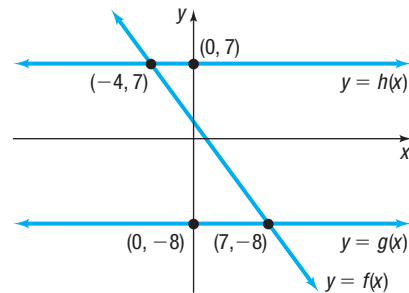
34. In parts (a) and (b), use the figure below.



- (a) Solve the equation: $f(x) = g(x)$.
 (b) Solve the inequality: $f(x) \leq g(x)$.
35. In parts (a) and (b), use the figure below.



- (a) Solve the equation: $f(x) = g(x)$.
 (b) Solve the inequality: $g(x) \leq f(x) < h(x)$.
36. In parts (a) and (b), use the figure below.



- (a) Solve the equation: $f(x) = g(x)$.
 (b) Solve the inequality: $g(x) < f(x) \leq h(x)$.
37. **Getting Towed** The cost C , in dollars, to tow a car is modeled by the function $C(x) = 2.5x + 85$, where x is the number of miles towed.
- (a) What is the cost of towing a car 40 miles?
 (b) If the cost of towing a car is \$245, how many miles was it towed?
 (c) Suppose that you have only \$150. What is the maximum number of miles that you can be towed?
 (d) What is the domain of C ?

38. Phone Charges The monthly cost C , in dollars, for calls from the United States to Germany on a certain wireless plan is modeled by the function $C(x) = 0.26x + 5$, where x is the number of minutes used.


- What is the cost if you talk on the phone for 50 minutes?
- Suppose that your monthly bill is \$21.64. How many minutes did you use the phone?
- Suppose that you budget \$50 per month for calls to Germany. What is the maximum number of minutes that you can talk?
- What is the domain of C if there are 30 days in the month?

39. Forensic Science The relationship between the height H of an adult male and the length x of his humerus, in centimeters, can be modeled by the linear function $H(x) = 2.89x + 78.10$.

- If incomplete skeletal remains of an adult male include a humerus measuring 37.1 centimeters, approximate the height of this male to the nearest tenth.
- If an adult male is 175.3 centimeters tall, approximate the length of his humerus to the nearest tenth.

40. Forensic Science The relationship between the height H of an adult female and the length x of her femur, in centimeters, can be modeled by the linear function $H(x) = 2.47x + 54.10$.

- If incomplete skeletal remains of an adult female include a femur measuring 46.8 centimeters, approximate the height of this female to the nearest tenth.
- If an adult female is 152.4 centimeters tall, approximate the length of her femur to the nearest tenth.

 **41. Supply and Demand** Suppose that the quantity supplied S and the quantity demanded D of T-shirts at a concert are given by the following functions:

$$S(p) = -600 + 50p$$

$$D(p) = 1200 - 25p$$

where p is the price of a T-shirt.

- Find the equilibrium price for T-shirts at this concert. What is the equilibrium quantity?
- Determine the prices for which quantity demanded is greater than quantity supplied.
- What do you think will eventually happen to the price of T-shirts if quantity demanded is greater than quantity supplied?

42. Supply and Demand Suppose that the quantity supplied S and the quantity demanded D of hot dogs at a baseball game are given by the following functions:

$$S(p) = -2000 + 3000p$$

$$D(p) = 10,000 - 1000p$$

where p is the price of a hot dog.

- Find the equilibrium price for hot dogs at the baseball game. What is the equilibrium quantity?
- Determine the prices for which quantity demanded is less than quantity supplied.
- What do you think will eventually happen to the price of hot dogs if quantity demanded is less than quantity supplied?

43. Taxes The function $T(x) = 0.12(x - 9525) + 952.50$ represents the tax bill T of a single person whose adjusted gross income is x dollars for income over \$9525 but not over \$38,700, in 2018.

Source: Internal Revenue Service

- What is the domain of this linear function?
- What is a single filer's tax bill if adjusted gross income is \$20,000?
- Which variable is independent and which is dependent?
- Graph the linear function over the domain specified in part (a).
- What is a single filer's adjusted gross income if the tax bill is \$3109.50?

44. Competitive Balance Tax Under the 2017–2021 labor agreement between Major League Baseball and the players, any team whose payroll exceeded \$195 million in 2017 had to pay a competitive balance tax of 50%. The linear function $T(p) = 0.50(p - 195)$ describes the competitive balance tax T for a team whose payroll was p (in millions of dollars).

Source: Major League Baseball


- What is the domain of this linear function?
- What was the competitive balance tax for the New York Yankees, whose 2017 payroll was \$209.3 million?
- Graph the linear function.
- What was the 2017 payroll for the Los Angeles Dodgers who paid a competitive balance tax of \$24.5 million?

*The point at which a company's profits equal zero is called the company's **break-even point**. For Problems 45 and 46, let R represent a company's revenue, let C represent the company's costs, and let x represent the number of units produced and sold each day.*

- Find the firm's break-even point; that is, find x so that $R = C$.
- Solve the inequality $R(x) > C(x)$ to find the units that represent a profit for the company.

45. $R(x) = 8x$
 $C(x) = 4.5x + 17,500$

46. $R(x) = 12x$
 $C(x) = 10x + 15,000$

 **47. Straight-line Depreciation** Suppose that a company has just purchased a new computer for \$3000. The company chooses to depreciate the computer using the straight-line method over 3 years.

- Write a linear model that expresses the book value V of the computer as a function of its age x .
- What is the domain of the function found in part (a)?
- Graph the linear function.
- What is the book value of the computer after 2 years?
- When will the computer have a book value of \$2000?

48. Straight-line Depreciation Suppose that a company has just purchased a new machine for its manufacturing facility for \$120,000. The company chooses to depreciate the machine using the straight-line method over 10 years.

- Write a linear model that expresses the book value V of the machine as a function of its age x .
- What is the domain of the function found in part (a)?
- Graph the linear function.
- What is the book value of the machine after 4 years?
- When will the machine have a book value of \$72,000?

49. Cost Function The simplest cost function C is a linear cost function, $C(x) = mx + b$, where the y -intercept b represents the fixed costs of operating a business and the slope m represents the cost of each item produced. Suppose that a small bicycle manufacturer has daily fixed costs of \$1800, and each bicycle costs \$90 to manufacture.

- Write a linear model that expresses the cost C of manufacturing x bicycles in a day.
- Graph the model.
- What is the cost of manufacturing 14 bicycles in a day?
- How many bicycles could be manufactured for \$3780?

50. Cost Function Refer to Problem 49. Suppose that the landlord of the building increases the bicycle manufacturer's rent by \$100 per month.

- Assuming that the manufacturer is open for business 20 days per month, what are the new daily fixed costs?
- Write a linear model that expresses the cost C of manufacturing x bicycles in a day with the higher rent.
- Graph the model.
- What is the cost of manufacturing 14 bicycles in a day?
- How many bicycles can be manufactured for \$3780?

51. Hooke's Law According to Hooke's Law, a linear relationship exists between the distance that a spring stretches and the force stretching it. Suppose a weight of 0.5 kilograms causes a spring to stretch 2.75 centimeters and a weight of 1.2 kilograms causes the same spring to stretch 6.6 centimeters.

- Find a linear model that relates the distance d of the stretch and the weight w .
- What stretch is caused by a weight of 2.4 kilograms?
- What weight causes a stretch of 19.8 centimeters?

52. Hooke's Law The distance d between the bottom of a suspended spring and a countertop is a linear function of the weight w attached to the bottom of the spring. The bottom of the spring is 9 inches from the countertop when

the attached weight is 1.5 pounds and 5 inches from the countertop when the attached weight is 2.5 pounds.

- Find a linear model that relates the distance d from the countertop and the weight w .
- Find the distance between the bottom of the spring and the countertop if no weight is attached.
- What is the smallest weight that will make the bottom of the spring reach the countertop? (Ignore the thickness of the weight.)

53. Challenge Problem Temperature Conversion The linear function $F(C) = \frac{9}{5}C + 32$ converts degrees Celsius to degrees Fahrenheit, and the linear function $R(F) = F + 459.67$ converts degrees Fahrenheit to degrees Rankine. Find a linear function that converts degrees Rankine to degrees Celsius.

54. Mixed Practice Building a Linear Model from Data The following data represent the various combinations of soda and hot dogs that Yolanda can buy at a baseball game with \$60.

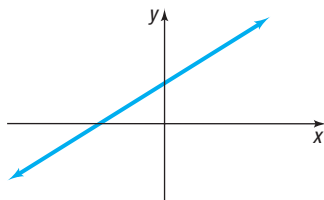
Soda, s	Hot Dogs, h
20	0
15	3
10	6
5	9

- Plot the ordered pairs (s, h) in a Cartesian plane.
- Show that the number h of hot dogs purchased is a linear function of the number s of sodas purchased.
- Determine the linear function that describes the relation between s and h .
- What is the domain of the linear function?
- Graph the linear function in the Cartesian plane drawn in part (a).
- Interpret the slope.
- Interpret the intercepts.

Explaining Concepts: Discussion and Writing

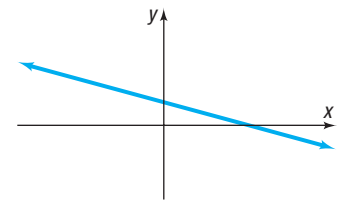
55. Which functions might have the graph shown? (More than one answer is possible.)

- $f(x) = 2x - 7$
- $g(x) = -3x + 4$
- $H(x) = 5$
- $F(x) = 3x + 4$
- $G(x) = \frac{1}{2}x + 2$



56. Which functions might have the graph shown? (More than one answer is possible.)

- $f(x) = 3x + 1$
- $g(x) = -2x + 3$
- $H(x) = 3$
- $F(x) = -4x - 1$
- $G(x) = -\frac{2}{3}x + 3$



57. Under what circumstances is a linear function $f(x) = mx + b$ odd? Can a linear function ever be even?

58. Explain how the graph of $f(x) = mx + b$ can be used to solve $mx + b > 0$.

Retain Your Knowledge

Problems 59–68 are based on material learned earlier in the course. The purpose of these problems is to keep the material fresh in your mind so that you are better prepared for the final exam.

59. Graph $x^2 - 4x + y^2 + 10y - 7 = 0$.

60. If $f(x) = \frac{2x + B}{x - 3}$ and $f(5) = 8$, what is the value of B ?

61. Find the average rate of change of $f(x) = 3x^2 - 5x$ from 1 to 3.

62. Graph $g(x) = \begin{cases} x^2 & \text{if } x \leq 0 \\ \sqrt{x} + 1 & \text{if } x > 0 \end{cases}$


In Problems 63–64, complete the square for each quadratic function.


63. $f(x) = x^2 - 10x + 7$

64. $g(x) = 3x^2 + 15x + 13$

65. Find the x -intercept(s) and y -intercept(s) of the graph of $4x^2 + 9y = 72$.

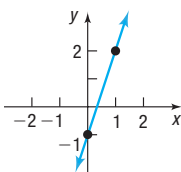
66. Find the domain of $f(x) = \frac{\sqrt{x+2}}{x-4}$.

 67. Suppose $f(x) = x^2 - 3x + 7$. Find an equation of the secant line containing the points $(-1, f(-1))$ and $(2, f(2))$.

 68. Use a graphing utility to graph $f(x) = x^3 - 8x^2 + 13x - 2$ over the interval $[-2, 8]$. Then, approximate any local maximum values and local minimum values, and determine where f is increasing and where f is decreasing. Round answers to two decimal places.

'Are You Prepared?' Answers

1.

2. $\frac{2}{3}$ 3. -4 4. $\{50\}$

5. 0

6. True

3.2 Building Linear Models from Data

PREPARING FOR THIS SECTION Before getting started, review the following:

- Rectangular Coordinates (Section 1.1, pp. 2–3)
- Lines (Section 1.3, pp. 20–31)
- Functions (Section 2.1, pp. 47–57)

 **Now Work** the 'Are You Prepared?' problems on page 139.

OBJECTIVES 1 Draw and Interpret Scatter Plots (p. 135)

2 Distinguish between Linear and Nonlinear Relations (p. 136)

 3 Use a Graphing Utility to Find the Line of Best Fit (p. 138)

1 Draw and Interpret Scatter Plots

In Section 3.1, we built linear models from verbal descriptions. Linear models can also be constructed by fitting a linear function to data that can be represented as ordered pairs. The first step is to plot the ordered pairs using rectangular coordinates. The resulting graph is a **scatter plot**.

EXAMPLE 1

Drawing and Interpreting a Scatter Plot

In baseball, the on-base percentage for a team represents the percentage of time that the players safely reach base. The data given in Table 6 on the next page represent the number of runs scored y and the on-base percentage x for teams in the National League during the 2017 regular baseball season.

(a) Draw a scatter plot of the data, treating on-base percentage as the independent variable.


 (b) Use a graphing utility to draw a scatter plot.

(c) Describe what happens to runs scored as the on-base percentage increases.

Table 6

Team	On-Base Percentage, x	Runs Scored, y	(x, y)
Arizona	32.9	812	(32.9, 812)
Atlanta	32.6	732	(32.6, 732)
Chicago Cubs	33.8	822	(33.8, 822)
Cincinnati	32.9	753	(32.9, 753)
Colorado	33.8	824	(33.8, 824)
LA Dodgers	33.4	770	(33.4, 770)
Miami	33.1	778	(33.1, 778)
Milwaukee	32.2	732	(32.2, 732)
NY Mets	32.0	735	(32.0, 735)
Philadelphia	31.5	690	(31.5, 690)
Pittsburgh	31.8	668	(31.8, 668)
San Diego	29.9	604	(29.9, 604)
San Francisco	30.9	639	(30.9, 639)
St. Louis	33.4	761	(33.4, 761)
Washington	33.2	819	(33.2, 819)

Source: *espn.com*

- Solution**
- (a) To draw a scatter plot, plot the ordered pairs listed in Table 6, with the on-base percentage as the x -coordinate and the runs scored as the y -coordinate. See Figure 6(a). Notice that the points in the scatter plot are not connected.
 -  (b) Figure 6(b) shows a scatter plot using a TI-84 Plus C graphing calculator.
 - (c) The scatter plots show that as the on-base percentage increases, the number of runs scored also increases.

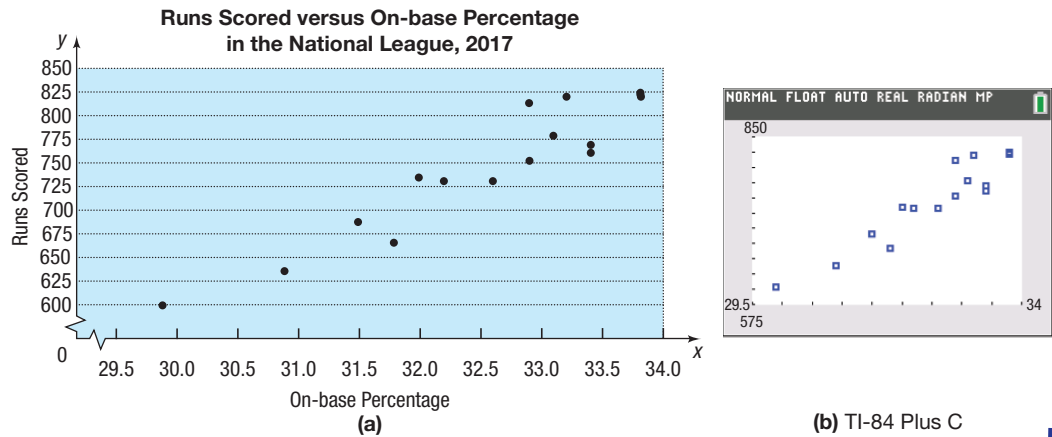


Figure 6

(b) TI-84 Plus C

 **Now Work** PROBLEM 11(a)

2 Distinguish between Linear and Nonlinear Relations

Notice that the points in Figure 6 do not follow a perfect linear relation. However, the data exhibit a linear pattern. There are numerous possible explanations why the data are not perfectly linear, but one easy explanation is the fact that other variables besides on-base percentage (such as number of home runs hit) play a role in determining runs scored.

Scatter plots are used to help us to see the type of relation that exists between two variables. In this text, we discuss a variety of different relations that may exist between two variables. For now, we concentrate on distinguishing between linear and nonlinear relations. See Figure 7.

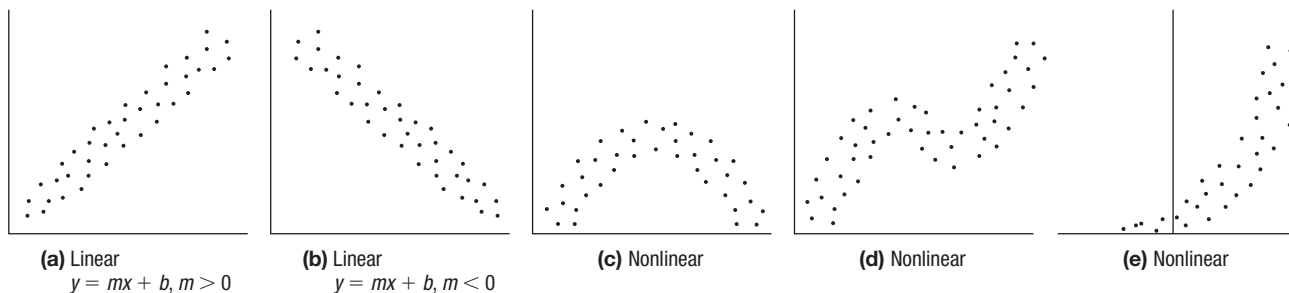


Figure 7

EXAMPLE 2**Distinguishing between Linear and Nonlinear Relations**

Determine whether the relation between the two variables in each scatter plot in Figure 8 is linear or nonlinear.

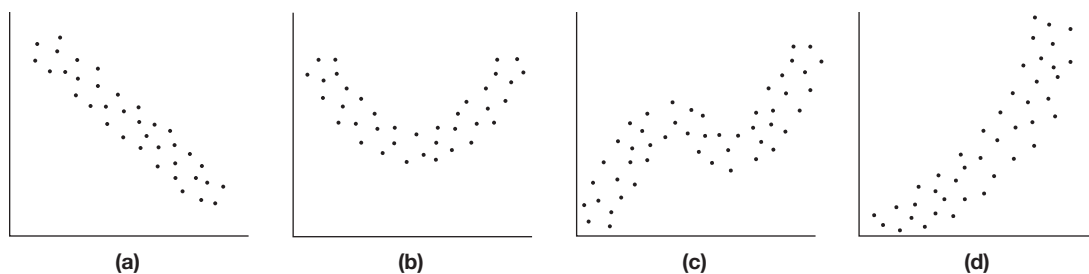


Figure 8

Solution (a) Linear (b) Nonlinear (c) Nonlinear (d) Nonlinear

 **Now Work** PROBLEM 5


Suppose that the scatter plot of a set of data indicate a linear relationship, as in Figure 7(a) or (b). We might want to model the data by finding an equation of a line that relates the two variables. One way to obtain a model for such data is to draw a line through two points on the scatter plot and determine an equation of the line.

EXAMPLE 3**Finding a Model for Linearly Related Data**

Use the data in Table 6 from Example 1.

- (a) Select two points and find an equation of the line containing the points.
 (b) Graph the line on the scatter plot obtained in Example 1(a).

Solution (a) Select two points, say $(31.5, 690)$ and $(33.1, 778)$. The slope of the line joining the points $(31.5, 690)$ and $(33.1, 778)$ is

$$m = \frac{778 - 690}{33.1 - 31.5} = \frac{88}{1.6} = 55$$

An equation of the line with slope 55 and containing the point $(31.5, 690)$ is found using the point-slope form with $m = 55$, $x_1 = 31.5$, and $y_1 = 690$.

$$\begin{aligned} y - y_1 &= m(x - x_1) && \text{Point-slope form of a line} \\ y - 690 &= 55(x - 31.5) && x_1 = 31.5, y_1 = 690, m = 55 \\ y - 690 &= 55x - 1732.5 \\ y &= 55x - 1042.5 && \text{The model} \end{aligned}$$

(continued)

(b) Figure 9 shows the scatter plot with the graph of the line found in part (a).

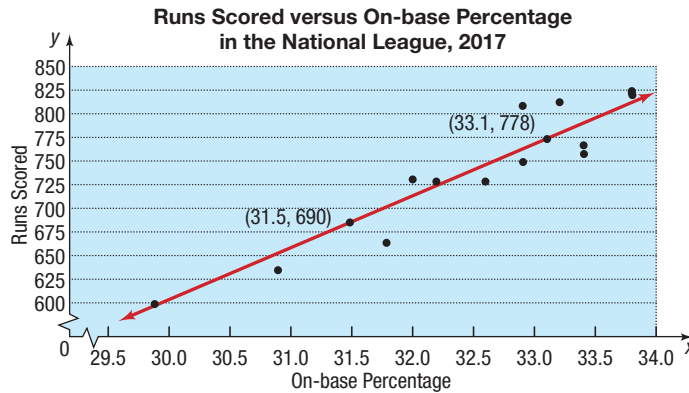


Figure 9 $y = 55x - 1042.5$

Select two other points and complete the solution. Graph the line on the scatter plot obtained in Figure 6.

Now Work PROBLEMS 11(b) AND (c)

3 Use a Graphing Utility to Find the Line of Best Fit

The model obtained in Example 3 depends on the selection of points, which varies from person to person. So, the model that we found might be different from the model you found. Although the model in Example 3 appears to fit the data well, there may be a model that “fits them better.” Do you think your model fits the data better? Is there a *line of best fit*? As it turns out, there is a method for finding a model that best fits linearly related data (called the **line of best fit**).*

EXAMPLE 4

Finding the Line of Best Fit for Linearly Related Data

Use the data in Table 6 from Example 1.

- (a) Use a graphing utility to find the line of best fit that models the relation between on-base percentage and runs scored.
- (b) Graph the line of best fit on the scatter plot obtained in Example 1(b).
- (c) Interpret the slope.
- (d) Use the line of best fit to predict the number of runs a team will score if their on-base percentage is 32.2.

Solution

- (a) Graphing utilities contain built-in programs that find the line of best fit for a collection of points in a scatter plot. Executing the LINear REGression program on a TI-84 Plus C provides the results shown in Figure 10. This output shows the equation $y = ax + b$, where a is the slope of the line and b is the y -intercept. The line of best fit that relates on-base percentage to runs scored may be expressed as the line

$$y = 57.35x - 1120.75 \quad \text{The model}$$

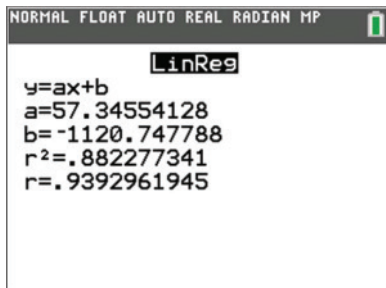
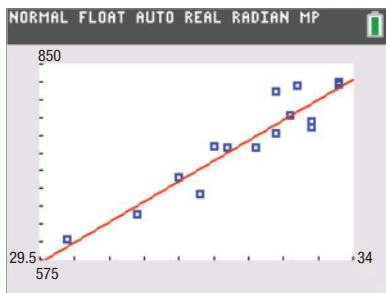


Figure 10 Linear Regression

* We do not discuss the underlying mathematics of lines of best fit in this text.

Figure 11 $y = 57.35x - 1120.75$

- (b) Figure 11 shows the graph of the line of best fit, along with the scatter plot.
 (c) The slope of the line of best fit is 57.35, which means that, for every 1 percent increase in the on-base percentage, runs scored increase by 57.35, on average.
 (d) Letting $x = 32.2$ in the equation of the line of best fit, we obtain

$$y = 57.35 \cdot 32.2 - 1120.75 \approx 726 \text{ runs}$$

 **Now Work** PROBLEMS 11(d) AND (f)

Does the line of best fit appear to be a good fit? In other words, does it appear to accurately describe the relation between on-base percentage and runs scored?

And just how “good” is this line of best fit? Look again at Figure 10. The last line of output is $r = 0.939$. This number, called the **correlation coefficient**, r , $-1 \leq r \leq 1$, is a measure of the strength of the linear relation that exists between two variables. The closer $|r|$ is to 1, the more nearly perfect the linear relationship is. If r is close to 0, there is little or no linear relationship between the variables. A negative value of r , $r < 0$, indicates that as x increases, y decreases; a positive value of r , $r > 0$, indicates that as x increases, y does also. The data given in Table 6, which have a correlation coefficient of 0.939, indicate a linear relationship with positive slope.

3.2 Assess Your Understanding

‘Are You Prepared?’ Answers are given at the end of these exercises. If you get a wrong answer, read the pages listed in red.

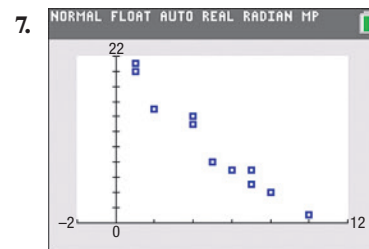
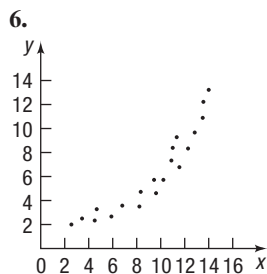
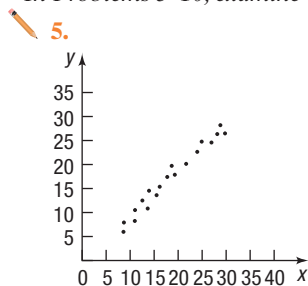
- Plot the points $(1, 5)$, $(2, 6)$, $(3, 9)$, $(1, 12)$ in the Cartesian plane. Is the relation $\{(1, 5), (2, 6), (3, 9), (1, 12)\}$ a function? Why? (pp. 2 and 47–51)
- Find an equation of the line containing the points $(1, 4)$ and $(3, 8)$. (p. 27)

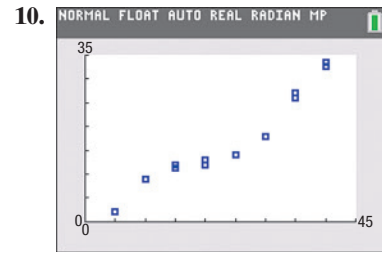
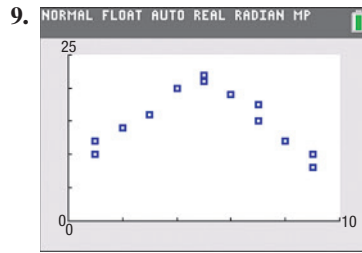
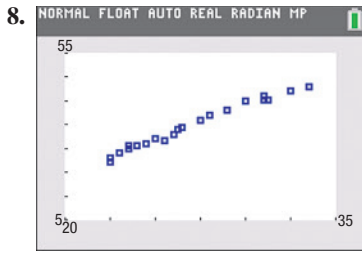
Concepts and Vocabulary

- A _____ is used to help us to see what type of relation, if any, may exist between two variables.
- True or False** The correlation coefficient is a measure of the strength of a linear relation between two variables and must lie between -1 and 1 , inclusive.

Skill Building

In Problems 5–10, examine each scatter plot and determine whether the relation is linear or nonlinear.





In Problems 11–16:

- Draw a scatter plot.
- Select two points from the scatter plot, and find an equation of the line containing the points selected.
- Graph the line found in part (b) on the scatter plot.
- Use a graphing utility to find the line of best fit.
- What is the correlation coefficient r ?
- Use a graphing utility to draw the scatter plot and graph the line of best fit on it.

11.

x	3	4	5	6	7	8	9
y	4	6	7	10	12	14	16

12.

x	3	5	7	9	11	13
y	0	2	3	6	9	11

13.

x	-2	-1	0	1	2
y	-4	0	1	4	5

14.

x	-2	-1	0	1	2
y	7	6	3	2	0

15.

x	-20	-17	-15	-14	-10
y	100	120	118	130	140

16.

x	-30	-27	-25	-20	-14
y	10	12	13	13	18

Applications and Extensions

17. **Candy** The following data represent the weight (in grams) of various candy bars and the corresponding number of calories.



Candy Bar	Weight, x	Calories, y
Hershey's Milk Chocolate®	44.28	230
Nestle's Crunch®	44.84	230
Butterfinger®	61.30	270
Baby Ruth®	66.45	280
Almond Joy®	47.33	220
Twix® (with caramel)	58.00	280
Snickers®	61.12	280
Heath®	39.52	210

Source: Megan Pocius, student at Joliet Junior College

- Draw a scatter plot of the data, treating weight as the independent variable.
- What type of relation appears to exist between the weight of a candy bar and the number of calories?
- Select two points and find a linear model that contains the points.
- Graph the line on the scatter plot drawn in part (a).
- Use the linear model to predict the number of calories in a candy bar that weighs 62.3 grams.
- Interpret the slope of the line found in part (c).

18. **Tornadoes** The following data represent the width (in yards) and length (in miles) of various tornadoes.



Width (yards), w	Length (miles), L
200	2.5
350	4.8
180	2.0
300	2.5
500	5.8
400	4.5
500	8.0
800	8.0
100	3.4
50	0.5
700	9.0
600	5.7

Source: NOAA

- Draw a scatter plot of the data, treating width as the independent variable.
- What type of relation appears to exist between the width and the length of tornadoes?
- Select two points and find a linear model that contains the points.
- Graph the line on the scatter plot drawn in part (a).
- Use the linear model to predict the length of a tornado that has a width of 450 yards.
- Interpret the slope of the line found in part (c).

- 19. Video Games and Grade-Point Average** Professor Grant Alexander wanted to find a linear model that relates the number h of hours a student plays video games each week to the cumulative grade-point average G of the student. He randomly selected 10 full-time students at his college and asked each student to disclose the number of hours spent playing video games and the student's cumulative grade-point average.



Hours of Video Games per Week, h	Grade-point Average, G
0	3.49
0	3.05
2	3.24
3	2.82
3	3.19
5	2.78
8	2.31
8	2.54
10	2.03
12	2.51

- (a) Explain why the number of hours spent playing video games is the independent variable and cumulative grade-point average is the dependent variable.
- (b) Use a graphing utility to draw a scatter plot.
- (c) Use a graphing utility to find the line of best fit that models the relation between number of hours of video game playing each week and grade-point average. Express the model using function notation.
- (d) Interpret the slope of the line of best fit.
- (e) Predict the grade-point average of a student who plays video games for 8 hours each week.
- (f) How many hours of video game playing do you think a student plays whose grade-point average is 2.40?

20. Hurricanes The data at the top of the next column represent the atmospheric pressure p (in millibars) and the wind speed w (in knots) measured during various tropical systems in the Atlantic Ocean.

- (a) Use a graphing utility to draw a scatter plot of the data, treating atmospheric pressure as the independent variable.
- (b) Use a graphing utility to find the line of best fit that models the relation between atmospheric pressure and wind speed. Express the model using function notation.
- (c) Interpret the slope.
- (d) Predict the wind speed of a tropical storm if the atmospheric pressure measures 990 millibars.
- (e) What is the atmospheric pressure of a hurricane if the wind speed is 85 knots?

Atmospheric Pressure (millibars), p	Wind Speed (knots), w
993	50
994	60
997	45
1003	45
1004	40
1000	55
994	55
942	105
1006	40
942	120
986	50
983	70
940	120
966	100
982	55

Source: National Hurricane Center


- 21. Maternal Age versus Down Syndrome** A biologist would like to know how the age of the mother affects the incidence of Down syndrome. The following data represent the age of the mother and the incidence of Down syndrome per 1000 pregnancies. Draw a scatter plot treating age of the mother as the independent variable. Would it make sense to find the line of best fit for these data? Why or why not?



Age of Mother, x	Incidence of Down Syndrome, y
33	2.4
34	3.1
35	4
36	5
37	6.7
38	8.3
39	10
40	13.3
41	16.7
42	22.2
43	28.6
44	33.3
45	50

Source: Hook, E.B., Journal of the American Medical Association, 249, 2034–2038, 1983.

- 22. U.S. Advertising** The following data represent the percentages of U.S. advertising spending for Internet ads, n , and magazine ads, m , over time.



Internet, n	Magazine, m
8.2%	14.5%
10.7	13.9
14.0	12.5
15.5	12.3
17.2	12.0
19.4	11.1
22.0	10.7
24.8	10.1
28.3	9.5
31.7	8.7
35.1	7.8

Source: Marketing Fact Pack 2018. The Ad Age Datacenter, 12/18/2017

- (a) Draw a scatter plot of the data, treating percentage of spending on Internet ads as the independent variable. Does the relation appear to be linear?
- (b) Use a graphing utility to find the line of best fit that models the relation between the percentages of spending on Internet ads and magazine ads. Express the model using function notation.
- (c) What is the correlation coefficient? Does the correlation coefficient support your conclusion from part (a)?
- (d) Interpret the slope of the line of best fit.
- (e) What is the domain of the function?
- (f) Predict the percentage of spending on magazine ads when Internet ads account for 26.0% of ad spending.

Explaining Concepts: Discussion and Writing

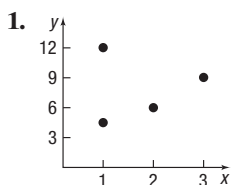
23. Find the line of best fit for the ordered pairs (1, 5) and (3, 8). What is the correlation coefficient for these data? Why is this result reasonable?
24. What does a correlation coefficient of 0 imply?
25. Explain why it does not make sense to interpret the y -intercept in Problem 17.
26. Refer to Problem 19. Solve $G(h) = 0$ and provide an interpretation of this result. Find $G(0)$ and provide an interpretation of this result.

Retain Your Knowledge

Problems 27–36 are based on material learned earlier in the course. The purpose of these problems is to keep the material fresh in your mind so that you are better prepared for the final exam.

27. Find an equation for the line containing the points $(-1, 5)$ and $(3, -3)$. Write the equation using either the general form or the slope-intercept form, whichever you prefer.
28. Find the domain of $f(x) = \frac{x-1}{x^2-25}$.
29. For $f(x) = 5x - 8$ and $g(x) = x^2 - 3x + 4$, find $(g - f)(x)$.
30. Find a function whose graph is the graph of $y = x^2$, but shifted to the left 3 units and shifted down 4 units.
31. Solve: $x^2 - 4x = 3$
32. Solve. Write the answer in interval notation.
 $5(2x + 7) - 6x \geq 10 - 3(x + 9)$
33. Determine algebraically whether the function $f(x) = \frac{x^2}{5 - 2x^2}$ is even, odd, or neither.
34. Find the x -intercept(s) and y -intercept(s) of the graph of $3x - 8y = 6$.
35. Rationalize the numerator: $\frac{6 - \sqrt{x+1}}{x-35}$ $x \geq -1, x \neq 35$
36. Write $\frac{4x}{(2+x)^{1/2}} + 3(2+x)^{1/2}$, $x > -2$, as a single quotient in which only positive exponents appear.

'Are You Prepared?' Answers



Not a function because the input, 1, corresponds to two different outputs.

2. $y = 2x + 2$

3.3 Quadratic Functions and Their Properties

PREPARING FOR THIS SECTION Before getting started, review the following:

- Intercepts (Section 1.2, pp. 12–13)
- Graphing Techniques: Transformations (Section 2.5, pp. 98–107)
- Completing the Square (Section A.3, p. A29; Section A.6, Example 6, pp. A48–A49)
- Quadratic Equations (Section A.6, pp. A47–A51)

 **Now Work** the 'Are You Prepared?' problems on page 152.

- OBJECTIVES**
- 1 Graph a Quadratic Function Using Transformations (p. 144)
 - 2 Identify the Vertex and Axis of Symmetry of a Parabola (p. 146)
 - 3 Graph a Quadratic Function Using Its Vertex, Axis, and Intercepts (p. 147)
 - 4 Find a Quadratic Function Given Its Vertex and One Other Point (p. 150)
 - 5 Find the Maximum or Minimum Value of a Quadratic Function (p. 150)

Quadratic Functions

Here are some examples of quadratic functions.

$$f(x) = x^2 \quad F(x) = 3x^2 - 5x + 1 \quad g(x) = -6x^2 + 1 \quad H(x) = \frac{1}{2}x^2 + \frac{2}{3}x$$

DEFINITION Quadratic Function

A **quadratic function** is a function of the form

$$f(x) = ax^2 + bx + c$$

where a , b , and c are real numbers and $a \neq 0$. The domain of a quadratic function is the set of all real numbers.

In Words

A quadratic function is a function defined by a second-degree polynomial in one variable.

Many applications require a knowledge of quadratic functions. For example, suppose that Texas Instruments collects the data shown in Table 7, which relate the number of calculators sold to the price p (in dollars) per calculator. Since the price of a product determines the quantity that will be purchased, we treat price as the independent variable. The relationship between the number x of calculators sold and the price p per calculator is given by the linear equation

$$x = 21,000 - 150p$$



Table 7

Price p per Calculator, (in dollars)	Number of Calculators, x
60	12,000
65	11,250
70	10,500
75	9,750
80	9,000
85	8,250
90	7,500

Then the revenue R derived from selling x calculators at the price p per calculator is equal to the unit selling price p of the calculator times the number x of units actually sold. That is,

$$R = xp$$

$$R(p) = (21,000 - 150p)p \quad x = 21,000 - 150p$$

$$= -150p^2 + 21,000p$$

So the revenue R is a quadratic function of the price p . Figure 12 illustrates the graph of this revenue function, whose domain is $0 \leq p \leq 140$, since both x and p must be nonnegative.

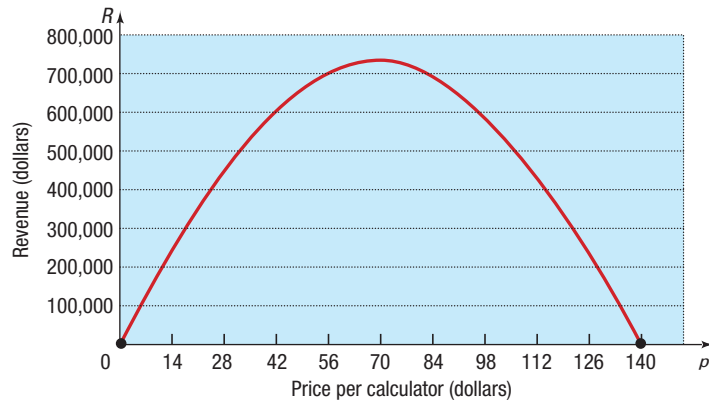


Figure 12 $R(p) = -150p^2 + 21,000p$

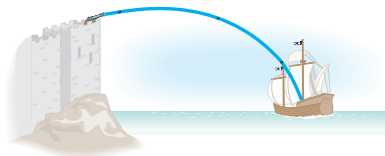


Figure 13 Path of a cannonball

A quadratic function also models the motion of a projectile. Based on Newton's Second Law of Motion (force equals mass times acceleration, $F = ma$), it can be shown that, ignoring air resistance, the path of a projectile propelled upward at an inclination to the horizontal is the graph of a quadratic function. See Figure 13 for an illustration.

1 Graph a Quadratic Function Using Transformations

Figure 14 shows the graph of three functions of the form $f(x) = ax^2$, $a > 0$, for $a = 1$, $a = \frac{1}{2}$, and $a = 3$. Figure 15 shows the graphs of $f(x) = ax^2$ for $a < 0$. Notice that these graphs are reflections about the x -axis of the graphs in Figure 14.

The graphs in Figures 14 and 15 are typical of the graphs of all quadratic functions, which are called **parabolas**.

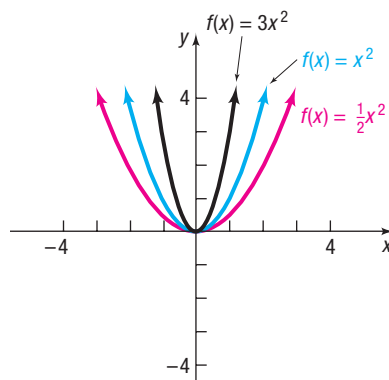


Figure 14 $y = ax^2$ $a > 0$

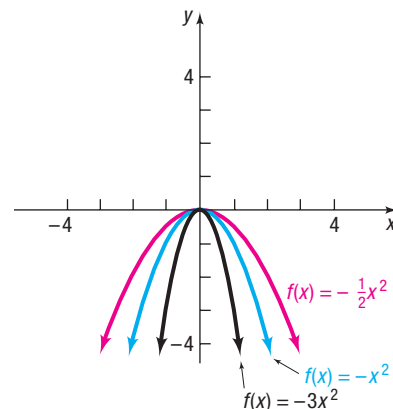


Figure 15 $y = ax^2$ $a < 0$

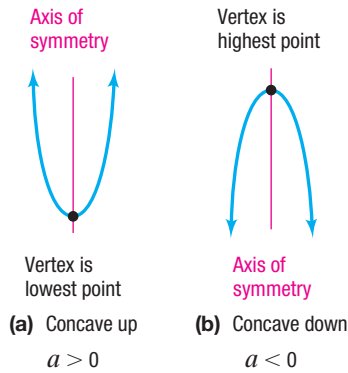


Figure 16 Graphs of a quadratic function, $f(x) = ax^2 + bx + c$, $a \neq 0$

Two conclusions can be drawn about the graph of $f(x) = ax^2$.

- As $|a|$ increases, the graph is vertically stretched (becomes “taller”), and as $|a|$ gets closer to zero, the graph is vertically compressed (becomes “shorter”).
- If $a > 0$, the graph opens “up,” and if $a < 0$, the graph opens “down.”

Refer to Figure 16, where two parabolas are pictured.

- The parabola on the left opens up. We describe this by saying the graph is **concave up**. Notice that the graph has a lowest point, where there is an absolute minimum.
- The parabola on the right opens down. We describe this by saying the graph is **concave down**. Notice the graph has a highest point, where there is an absolute maximum.

The lowest or highest point of a parabola is called the **vertex**. The vertical line passing through the vertex in each parabola is called the **axis of symmetry** (usually abbreviated to **axis**) of the parabola. The axis of a parabola can be used to find additional points on the parabola.

The parabolas shown in Figure 16 are the graphs of a quadratic function $f(x) = ax^2 + bx + c$, $a \neq 0$. Notice that the coordinate axes are not included in the figure. Depending on the numbers a , b , and c , the axes could be placed anywhere. The important fact is that the shape of the graph of a quadratic function will look like one of the parabolas in Figure 16.

In the following example, techniques from Section 2.5 are used to graph a quadratic function $f(x) = ax^2 + bx + c$, $a \neq 0$. The method of completing the square is used to write the function f in the form $f(x) = a(x - h)^2 + k$.

EXAMPLE 1

Graphing a Quadratic Function Using Transformations

Graph the function $f(x) = 2x^2 + 8x + 5$. Find the vertex and axis of symmetry.

Solution

Recall that to complete the square, the coefficient of x^2 must equal 1. So we factor out 2 on the right-hand side.

$$\begin{aligned} f(x) &= 2x^2 + 8x + 5 \\ &= 2(x^2 + 4x) + 5 \\ &= 2(x^2 + 4x + 4) + 5 - 8 \\ &= 2(x + 2)^2 - 3 \end{aligned}$$

Factor out the 2 from $2x^2 + 8x$.

Complete the square of $x^2 + 4x$ by adding 4. Notice that the factor of 2 requires that 8 be added and subtracted.

Need To Review?

Completing the square is discussed in Section A.3, p. A29, and Section A.6, pp. A48–A49.

The graph of f can be obtained from the graph of $y = x^2$ using transformations as shown in Figure 17. Now compare this graph to the graph in Figure 16(a). The graph of $f(x) = 2x^2 + 8x + 5$ is a parabola that is concave up and has its vertex (lowest point) at $(-2, -3)$. Its axis of symmetry is the line $x = -2$.

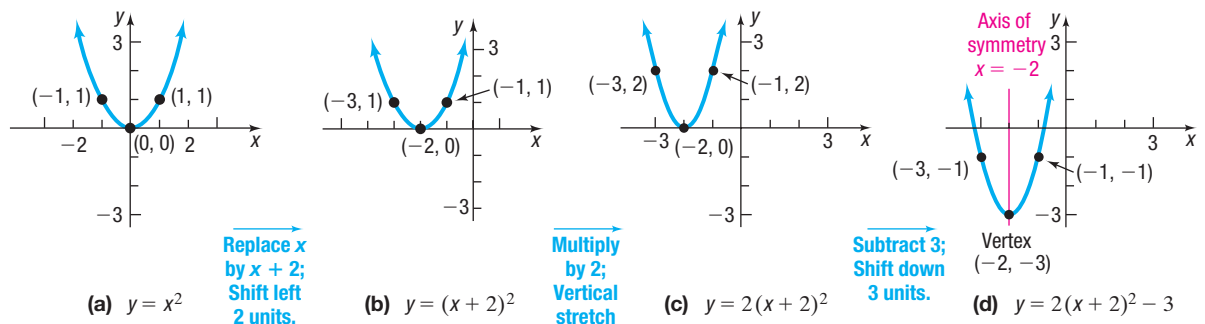


Figure 17

The method used in Example 1 can be used to graph any quadratic function $f(x) = ax^2 + bx + c$, $a \neq 0$, as follows:

$$\begin{aligned}
 f(x) &= ax^2 + bx + c \\
 &= a\left(x^2 + \frac{b}{a}x\right) + c && \text{Factor out } a \text{ from } ax^2 + bx. \\
 &= a\left(x^2 + \frac{b}{a}x + \frac{b^2}{4a^2}\right) + c - a \cdot \frac{b^2}{4a^2} && \text{Complete the square by adding } \frac{b^2}{4a^2} \text{ in the} \\
 &= a\left(x + \frac{b}{2a}\right)^2 + c - \frac{b^2}{4a} && \text{parentheses, and subtracting } a \cdot \frac{b^2}{4a^2}. \\
 &= a\left(x + \frac{b}{2a}\right)^2 + \frac{4ac - b^2}{4a} && \text{Factor; simplify.}
 \end{aligned}$$

$$c - \frac{b^2}{4a} = c \cdot \frac{4a}{4a} - \frac{b^2}{4a} = \frac{4ac - b^2}{4a}$$

These results lead to the following conclusion:

DEFINITION Vertex Form of a Quadratic Function

Suppose f is the quadratic function $f(x) = ax^2 + bx + c$. If f is written as

$$f(x) = a(x - h)^2 + k \quad (1)$$

where $h = -\frac{b}{2a}$ and $k = \frac{4ac - b^2}{4a}$, then the quadratic function f is in **vertex form**.

The graph of $f(x) = a(x - h)^2 + k$ is the parabola $y = ax^2$ shifted horizontally h units (replace x by $x - h$) and vertically k units (add k). The vertex of the parabola is (h, k) , and the function is concave up if $a > 0$ and is concave down if $a < 0$. The axis of symmetry is the vertical line $x = h$.

For example, compare equation (1) with the solution given in Example 1.

$$\begin{aligned}
 f(x) &= 2(x + 2)^2 - 3 \\
 &= 2(x - (-2))^2 + (-3) \\
 &\quad \uparrow \quad \quad \uparrow \quad \quad \uparrow \\
 &= a(x - h)^2 + k
 \end{aligned}$$

Because $a = 2$, the graph is concave up. Also, because $h = -2$ and $k = -3$, its vertex is $(-2, -3)$, the lowest point on the graph.

2 Identify the Vertex and Axis of Symmetry of a Parabola

We do not need to complete the square to identify the vertex of a parabola. It is usually easier to obtain the vertex by remembering that its x -coordinate is $h = -\frac{b}{2a}$.

The y -coordinate k is then found by evaluating f at $-\frac{b}{2a}$. That is, $k = f\left(-\frac{b}{2a}\right)$.

Properties of the Graph of a Quadratic Function (a Parabola)

$$f(x) = ax^2 + bx + c \quad a \neq 0$$

- Vertex = $\left(-\frac{b}{2a}, f\left(-\frac{b}{2a}\right)\right)$
- Axis of symmetry: the vertical line $x = -\frac{b}{2a}$
- A parabola is concave up if $a > 0$; the vertex is the minimum point.
- A parabola is concave down if $a < 0$; the vertex is the maximum point.

EXAMPLE 2

Locating the Vertex of a Parabola without Graphing

Without graphing, locate the vertex and axis of symmetry of the parabola defined by $f(x) = -3x^2 + 6x + 1$. Is it concave up or concave down?

Solution

For this quadratic function, $a = -3$, $b = 6$, and $c = 1$. The x -coordinate of the vertex is

$$h = -\frac{b}{2a} = -\frac{6}{2(-3)} = 1$$

The y -coordinate of the vertex is

$$k = f\left(-\frac{b}{2a}\right) = f(1) = -3 \cdot 1^2 + 6 \cdot 1 + 1 = 4$$

The vertex is located at the point $(1, 4)$. The axis of symmetry is the line $x = 1$. Because $a = -3 < 0$, the parabola is concave down.

 **Now Work** PROBLEM 43 (a)

3 Graph a Quadratic Function Using Its Vertex, Axis, and Intercepts

The location of the vertex and intercepts, along with knowledge of whether the graph is concave up or concave down, is usually enough information to graph $f(x) = ax^2 + bx + c$, $a \neq 0$.

- The y -intercept is the value of f at $x = 0$; that is, the y -intercept is $f(0) = c$.
- The x -intercepts, if there are any, are found by solving the quadratic equation

$$ax^2 + bx + c = 0$$

A quadratic equation has two, one, or no real solutions, depending on whether the discriminant $b^2 - 4ac$ is positive, 0, or negative.

The x -Intercepts of a Quadratic Function

- If the discriminant $b^2 - 4ac > 0$, the graph of $f(x) = ax^2 + bx + c$ has two distinct x -intercepts so it crosses the x -axis in two places.
- If the discriminant $b^2 - 4ac = 0$, the graph of $f(x) = ax^2 + bx + c$ has one x -intercept so it touches the x -axis at its vertex.
- If the discriminant $b^2 - 4ac < 0$, the graph of $f(x) = ax^2 + bx + c$ has no x -intercepts so it does not cross or touch the x -axis.

Figure 18 illustrates these possibilities for parabolas that are concave up.

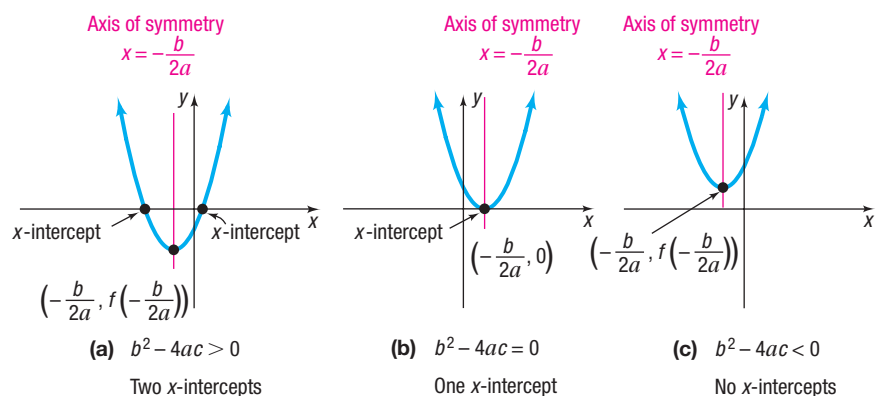


Figure 18
 $f(x) = ax^2 + bx + c$, $a > 0$

EXAMPLE 3**Graphing a Quadratic Function Using Its Vertex, Axis, and Intercepts**

- (a) Graph $f(x) = -x^2 + 6x - 5$ by determining whether the graph is concave up or down and by finding its vertex, axis of symmetry, y -intercept, and x -intercepts, if any.
- (b) Find the domain and the range of f .
- (c) Determine where f is increasing and where it is decreasing.
- (d) Determine where $f(x) > 0$ and where $f(x) < 0$.

Solution

- (a) For $f(x) = -x^2 + 6x - 5$, $a = -1$, $b = 6$, and $c = -5$. Because $a = -1 < 0$, the parabola is concave down. The x -coordinate of the vertex is

$$h = -\frac{b}{2a} = -\frac{6}{2(-1)} = 3$$

The y -coordinate of the vertex is

$$k = f(3) = -3^2 + 6 \cdot 3 - 5 = -9 + 18 - 5 = 4$$

The vertex is $(3, 4)$. The axis of symmetry is $x = 3$. The y -intercept is $f(0) = -5$. The x -intercepts are found by solving $f(x) = 0$. This results in the equation $-x^2 + 6x - 5 = 0$, which we solve by factoring:

$$\begin{aligned} -x^2 + 6x - 5 &= 0 \\ -(x - 1)(x - 5) &= 0 && \text{Factor.} \\ x - 1 = 0 \quad \text{or} \quad x - 5 = 0 &&& \text{Use the Zero-Product Property.} \\ x = 1 \quad \text{or} \quad x = 5 &&& \end{aligned}$$

The x -intercepts are 1 and 5.

See Figure 19. Notice that we used the y -intercept and the axis of symmetry, $x = 3$, to obtain the additional point $(6, -5)$ on the graph.

- (b) The domain of f is the set of all real numbers. Based on the graph, the range of f is the interval $(-\infty, 4]$.
- (c) The function f is increasing on the interval $(-\infty, 3]$ and decreasing on the interval $[3, -\infty)$.
- (d) Note that $f(x) > 0$ where the graph of f is above the x -axis, and $f(x) < 0$ where the graph of f is below the x -axis. So, $f(x) > 0$ on the interval $(1, 5)$ or for $1 < x < 5$, and $f(x) < 0$ on $(-\infty, 1) \cup (5, \infty)$ or for $x < 1, x > 5$. \square

 **Graph the function in Example 3 by completing the square and using transformations. Which method do you prefer?**

 **Now Work** PROBLEMS 27 AND 43 (b)–(f)

If the graph of a quadratic function has only one x -intercept or no x -intercepts, it is usually necessary to plot an additional point to obtain the graph.

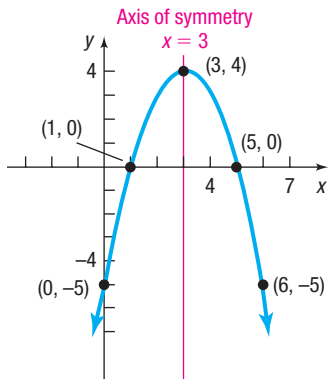


Figure 19 $f(x) = -x^2 + 6x - 5$

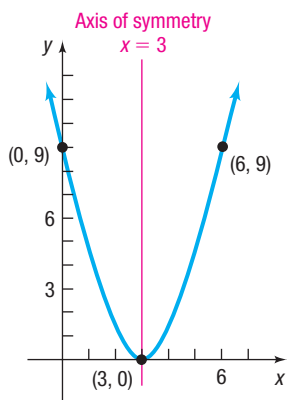
EXAMPLE 4**Graphing a Quadratic Function Using Its Vertex, Axis, and Intercepts**

- (a) Graph $f(x) = x^2 - 6x + 9$ by determining whether the parabola is concave up or concave down and by finding its vertex, axis of symmetry, y -intercept, and x -intercepts, if any.
- (b) Find the domain and the range of f .
- (c) Determine where f is increasing and where it is decreasing.
- (d) Determine where $f(x) > 0$ and where $f(x) < 0$.

Solution

- (a) For $f(x) = x^2 - 6x + 9$, $a = 1$, $b = -6$, and $c = 9$. Because $a = 1 > 0$, the parabola is concave up. The x -coordinate of the vertex is

$$h = -\frac{b}{2a} = -\frac{-6}{2 \cdot 1} = 3$$

Figure 20 $f(x) = x^2 - 6x + 9$

The y-coordinate of the vertex is

$$k = f(3) = 3^2 - 6 \cdot 3 + 9 = 0$$

The vertex is $(3, 0)$. The axis of symmetry is the line $x = 3$. The y-intercept is $f(0) = 9$. Since the vertex $(3, 0)$ lies on the x-axis, the graph touches the x-axis at the x-intercept. By using the axis of symmetry and the y-intercept at $(0, 9)$, we can locate the additional point $(6, 9)$ on the graph. See Figure 20.

- The domain of f is the set of all real numbers. Based on the graph, the range of f is the interval $[0, \infty)$.
- The function f is decreasing on the interval $(-\infty, 3]$ and increasing on the interval $[3, \infty)$.
- The graph of f is above the x-axis everywhere except at the vertex $(3, 0)$. So, $f(x) > 0$ on $(-\infty, 3) \cup (3, \infty)$ or for $x < 3, x > 3$, and $f(x)$ is never negative.

 **Now Work** PROBLEM 49

EXAMPLE 5

Graphing a Quadratic Function Using Its Vertex, Axis, and Intercepts

- Graph $f(x) = 2x^2 + x + 1$ by determining whether the graph is concave up or concave down and by finding its vertex, axis of symmetry, y-intercept, and x-intercepts, if any.
- Find the domain and the range of f .
- Determine where f is increasing and where it is decreasing.
- Determine where $f(x) > 0$ and where $f(x) < 0$.

Solution

- For $f(x) = 2x^2 + x + 1$, we have $a = 2$, $b = 1$, and $c = 1$. Because $a = 2 > 0$, the parabola is concave up. The x-coordinate of the vertex is

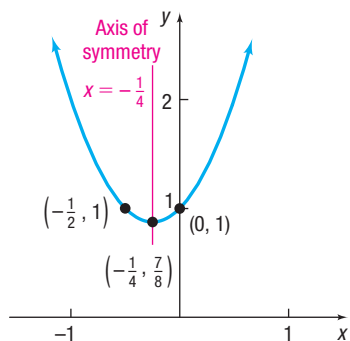
$$h = -\frac{b}{2a} = -\frac{1}{4}$$

The y-coordinate of the vertex is

$$k = f\left(-\frac{1}{4}\right) = 2 \cdot \frac{1}{16} + \left(-\frac{1}{4}\right) + 1 = \frac{7}{8}$$

The vertex is $\left(-\frac{1}{4}, \frac{7}{8}\right)$. The axis of symmetry is the line $x = -\frac{1}{4}$. The y-intercept is $f(0) = 1$. The x-intercept(s), if any, satisfy the equation $2x^2 + x + 1 = 0$. The discriminant $b^2 - 4ac = 1^2 - 4 \cdot 2 \cdot 1 = -7 < 0$. This equation has no real solutions, which means the graph has no x-intercepts. Use the point $(0, 1)$ and the axis of symmetry $x = -\frac{1}{4}$ to locate the additional point $\left(-\frac{1}{2}, 1\right)$ on the graph. See Figure 21.

- The domain of f is the set of all real numbers. Based on the graph, the range of f is the interval $\left[\frac{7}{8}, \infty\right)$.
- The function f is decreasing on the interval $(-\infty, -\frac{1}{4}]$ and is increasing on the interval $[-\frac{1}{4}, \infty)$.
- The graph of f is always above the x-axis. So, $f(x) > 0$ on the interval $(-\infty, \infty)$ or for all real numbers x .

Figure 21 $f(x) = 2x^2 + x + 1$

 **Now Work** PROBLEM 53

4 Find a Quadratic Function Given Its Vertex and One Other Point

If the vertex (h, k) and one additional point on the graph of a quadratic function $f(x) = ax^2 + bx + c$, $a \neq 0$, are known, then the vertex form of f ,

$$f(x) = a(x - h)^2 + k \quad (2)$$

can be used to obtain the quadratic function.

EXAMPLE 6

Finding the Quadratic Function Given Its Vertex and One Other Point

Determine the quadratic function whose vertex is $(1, -5)$ and whose y -intercept is -3 .

Solution

The vertex is $(1, -5)$, so $h = 1$ and $k = -5$. Substitute these values into equation (2).

$$f(x) = a(x - h)^2 + k \quad \text{Equation (2)}$$

$$f(x) = a(x - 1)^2 - 5 \quad h = 1, k = -5$$

To determine the value of a , use the fact that $f(0) = -3$ (the y -intercept).

$$f(x) = a(x - 1)^2 - 5$$

$$-3 = a(0 - 1)^2 - 5 \quad x = 0, y = f(0) = -3$$

$$-3 = a - 5$$

$$a = 2$$

The quadratic function we seek is

$$f(x) = a(x - h)^2 + k = 2(x - 1)^2 - 5 = 2x^2 - 4x - 3$$

See Figure 22.

 **Now Work** PROBLEM 59

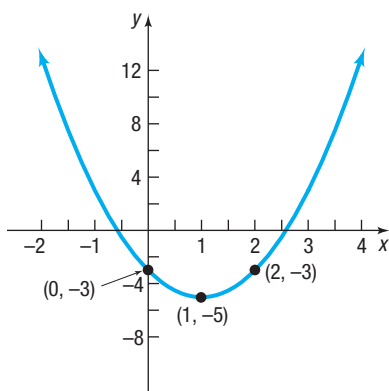


Figure 22 $f(x) = 2x^2 - 4x - 3$

5 Find the Maximum or Minimum Value of a Quadratic Function

The graph of a quadratic function

$$f(x) = ax^2 + bx + c \quad a \neq 0$$

is a parabola with vertex $\left(-\frac{b}{2a}, f\left(-\frac{b}{2a}\right)\right)$. The vertex is the highest point on the graph if $a < 0$ and the lowest point on the graph if $a > 0$. If the vertex is the highest point ($a < 0$), then $f\left(-\frac{b}{2a}\right)$ is the **maximum value** of f . If the vertex is the lowest point ($a > 0$), then $f\left(-\frac{b}{2a}\right)$ is the **minimum value** of f .

EXAMPLE 7

Finding the Maximum or Minimum Value of a Quadratic Function

Determine whether the quadratic function

$$f(x) = x^2 - 4x - 5$$

has a maximum or a minimum value. Then find the maximum or minimum value.

Solution

For $f(x) = x^2 - 4x - 5$, $a = 1$, $b = -4$, and $c = -5$. Because $a > 0$, the graph of f is concave up, which means the vertex is a minimum point. The minimum occurs at

$$x = -\frac{b}{2a} = -\frac{-4}{2 \cdot 1} = \frac{4}{2} = 2$$

\uparrow
 $a = 1, b = -4$

The minimum value of f is

$$f\left(-\frac{b}{2a}\right) = f(2) = 2^2 - 4 \cdot 2 - 5 = 4 - 8 - 5 = -9$$

 **Now Work** PROBLEM 67

EXAMPLE 8

Analyzing the Motion of a Projectile

A projectile is fired from a cliff 500 feet above the water at an inclination of 45° to the horizontal, with a muzzle velocity of 400 feet per second. From physics, the height h of the projectile above the water can be modeled by

$$h(x) = \frac{-32x^2}{400^2} + x + 500$$

where x is the horizontal distance of the projectile from the base of the cliff. See Figure 23.

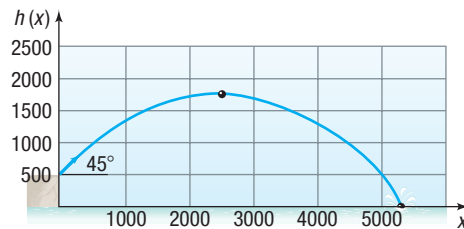


Figure 23

- Find the maximum height of the projectile.
- How far from the base of the cliff will the projectile strike the water?

Solution

- The height of the projectile is given by the quadratic function

$$h(x) = \frac{-32x^2}{400^2} + x + 500 = \frac{-1}{5000}x^2 + x + 500$$

We are looking for the maximum value of h . Because $a < 0$, the vertex is the maximum point and occurs at

$$x = -\frac{b}{2a} = -\frac{1}{2 \cdot \frac{-1}{5000}} = \frac{5000}{2} = 2500$$

The maximum height of the projectile is

$$h(2500) = \frac{-1}{5000} \cdot 2500^2 + 2500 + 500 = -1250 + 2500 + 500 = 1750 \text{ ft}$$

- The projectile strikes the water when the height h is zero. To find the distance x traveled, solve the equation

$$h(x) = \frac{-1}{5000}x^2 + x + 500 = 0$$

The discriminant of this quadratic equation is

$$b^2 - 4ac = 1^2 - 4 \cdot \frac{-1}{5000} \cdot 500 = 1.4$$

Then

$$x = \frac{-b \pm \sqrt{b^2 - 4ac}}{2a} = \frac{-1 \pm \sqrt{1.4}}{2 \cdot \frac{-1}{5000}}$$

$$x \approx -458 \text{ or } x \approx 5458$$

Discard the negative solution. The projectile strikes the water about 5458 feet from the base of the cliff.

Seeing the Concept



Use a graphing utility to graph

$$h(x) = \frac{-1}{5000}x^2 + x + 500$$

$$0 \leq x \leq 5500$$

Use the appropriate commands to find the maximum height of the projectile and the distance from the base of the cliff to where it strikes the water. Compare your results with those obtained in Example 8.

 **Now Work** PROBLEM 85

SUMMARY

Steps for Graphing a Quadratic Function $f(x) = ax^2 + bx + c$, $a \neq 0$

Option 1

STEP 1: Complete the square in x to write the quadratic function in the vertex form $f(x) = a(x - h)^2 + k$.

STEP 2: Graph the function using transformations.

Option 2

STEP 1: Determine whether the parabola is concave up ($a > 0$) or down ($a < 0$).

STEP 2: Find the vertex $\left(-\frac{b}{2a}, f\left(-\frac{b}{2a}\right)\right)$.

STEP 3: Find the axis of symmetry, $x = -\frac{b}{2a}$.

STEP 4: Find the y -intercept, $f(0)$, and the x -intercepts, if any.

- If $b^2 - 4ac > 0$, the graph of the quadratic function has two x -intercepts, which are found by solving the equation $ax^2 + bx + c = 0$.
- If $b^2 - 4ac = 0$, the vertex is the x -intercept.
- If $b^2 - 4ac < 0$, there are no x -intercepts.

STEP 5: Find an additional point using the y -intercept and the axis of symmetry.

STEP 6: Plot the points and draw the graph.

3.3 Assess Your Understanding

'Are You Prepared?' Answers are given at the end of these exercises. If you get a wrong answer, read the pages listed in red.

- Find the intercepts of the equation $y = x^2 - 9$. (pp. 12–13)
- Find the real solutions of the equation $2x^2 + 7x - 4 = 0$. (pp. A47–A51)
- To complete the square of $x^2 - 5x$, add the number _____. (p. A29)
- To graph $y = (x - 4)^2$, shift the graph of $y = x^2$ to the _____ a distance of _____ units. (pp. 98–102)
- Find the discriminant of $2x^2 - 5x - 8 = 0$. Then identify the number of real solutions of the equation. (p. A50)
- Complete the square of $3x^2 + 7x$. Factor the new expression. (p. A29)

Concepts and Vocabulary

- The graph of a quadratic function is called a(n) _____.
- The vertical line passing through the vertex of a parabola is called the _____.
- The x -coordinate of the vertex of $f(x) = ax^2 + bx + c$, $a \neq 0$, is _____.
- True or False** The graph of $f(x) = 2x^2 + 3x - 4$ is concave up.
- True or False** The y -coordinate of the vertex of $f(x) = -x^2 + 4x + 5$ is $f(2)$.
- True or False** If the discriminant $b^2 - 4ac = 0$, the graph of $f(x) = ax^2 + bx + c$, $a \neq 0$, touches the x -axis at its vertex.
- Multiple Choice** If $b^2 - 4ac > 0$, which conclusion can be made about the graph of $f(x) = ax^2 + bx + c$, $a \neq 0$?
 - The graph has two distinct x -intercepts.
 - The graph has no x -intercepts.
 - The graph has three distinct x -intercepts.
 - The graph has one x -intercept.
- Multiple Choice** If the graph of $f(x) = ax^2 + bx + c$, $a \neq 0$, has a maximum value at its vertex, which condition must be true?

(a) $-\frac{b}{2a} > 0$	(b) $-\frac{b}{2a} < 0$
(c) $a > 0$	(d) $a < 0$

Skill Building

In Problems 15–22, match each graph to one of the following functions.

15. $f(x) = x^2 - 1$

16. $f(x) = -x^2 - 1$

17. $f(x) = x^2 - 2x + 1$

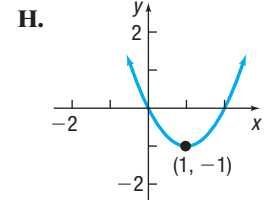
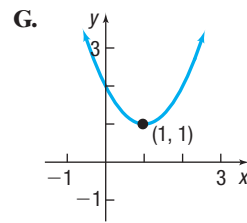
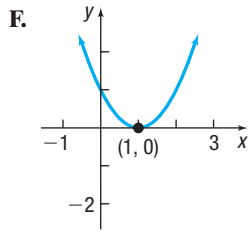
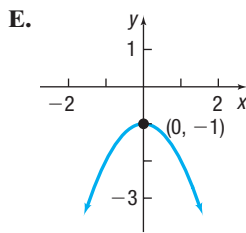
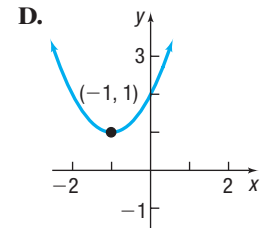
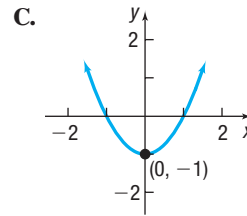
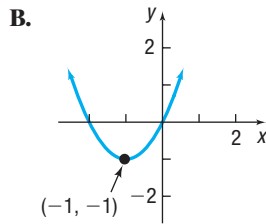
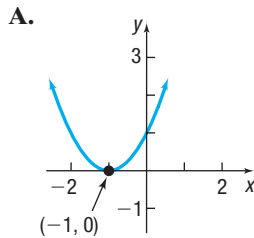
18. $f(x) = x^2 + 2x + 1$

19. $f(x) = x^2 - 2x + 2$

20. $f(x) = x^2 + 2x$

21. $f(x) = x^2 - 2x$

22. $f(x) = x^2 + 2x + 2$



In Problems 23–30, (a) find the vertex and axis of symmetry of each quadratic function. (b) Determine whether the graph is concave up or concave down. (c) Graph the quadratic function.

23. $f(x) = (x - 3)^2 - 2$

24. $f(x) = -(x + 4)^2 - 1$

25. $f(x) = -2(x - 3)^2 + 5$

26. $f(x) = 3(x + 1)^2 - 4$

27. $f(x) = 2(x - 6)^2 + 3$

28. $f(x) = \frac{1}{2}(x + 1)^2 - 3$

29. $f(x) = -\frac{1}{3}\left(x - \frac{1}{2}\right)^2 - \frac{7}{6}$

30. $f(x) = -(x + 5)^2$

In Problems 31–42, graph the function f by starting with the graph of $y = x^2$ and using transformations (shifting, compressing, stretching, and/or reflecting).

[Hint: If necessary, write f in the form $f(x) = a(x - h)^2 + k$.]

31. $f(x) = \frac{1}{4}x^2$

32. $f(x) = 2x^2 + 4$

33. $f(x) = (x + 2)^2 - 2$

34. $f(x) = (x - 3)^2 - 10$

35. $f(x) = x^2 + 4x + 2$

36. $f(x) = x^2 - 6x - 1$

37. $f(x) = 2x^2 - 4x + 1$

38. $f(x) = 3x^2 + 6x$

39. $f(x) = -x^2 - 2x$

40. $f(x) = -2x^2 + 6x + 2$

41. $f(x) = \frac{1}{2}x^2 + x - 1$

42. $f(x) = \frac{2}{3}x^2 + \frac{4}{3}x - 1$

In Problems 43–58, (a) find the vertex and the axis of symmetry of each quadratic function, and determine whether the graph is concave up or concave down. (b) Find the y -intercept and the x -intercepts, if any. (c) Use parts (a) and (b) to graph the function. (d) Find the domain and the range of the quadratic function. (e) Determine where the quadratic function is increasing and where it is decreasing. (f) Determine where $f(x) > 0$ and where $f(x) < 0$.

43. $f(x) = x^2 + 2x$

44. $f(x) = x^2 - 4x$

45. $f(x) = -x^2 - 6x$

46. $f(x) = -x^2 + 4x$

47. $f(x) = x^2 + 2x - 8$

48. $f(x) = x^2 - 2x - 3$

49. $f(x) = x^2 + 2x + 1$

50. $f(x) = x^2 + 6x + 9$

51. $f(x) = 2x^2 - x + 2$

52. $f(x) = 4x^2 - 2x + 1$

53. $f(x) = -2x^2 + 2x - 3$

54. $f(x) = -3x^2 + 3x - 2$

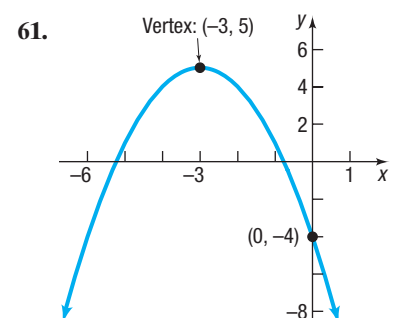
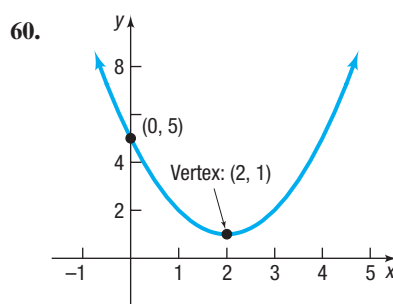
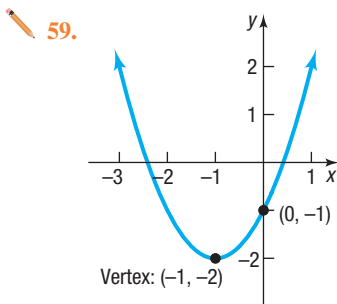
55. $f(x) = 3x^2 + 6x + 2$

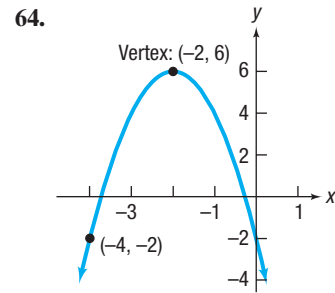
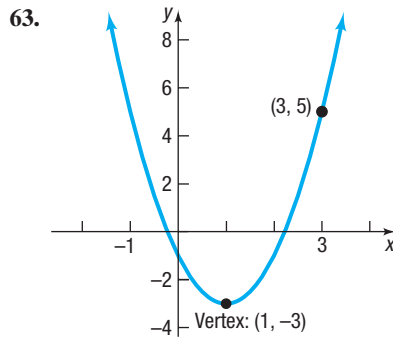
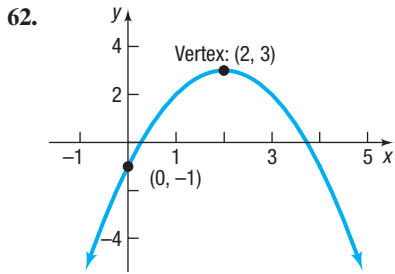
56. $f(x) = 2x^2 + 5x + 3$

57. $f(x) = -4x^2 - 6x + 2$

58. $f(x) = 3x^2 - 8x + 2$

In Problems 59–64, determine the quadratic function whose graph is given.






In Problems 65–72, determine, without graphing, whether the given quadratic function has a maximum value or a minimum value, and then find the value.

65. $f(x) = 3x^2 + 24x$

66. $f(x) = -2x^2 + 12x$

 67. $f(x) = 2x^2 + 12x - 3$

68. $f(x) = 4x^2 - 8x + 3$

69. $f(x) = -x^2 + 6x - 1$

70. $f(x) = -2x^2 + 8x + 3$

71. $f(x) = -5x^2 + 20x + 3$


72. $f(x) = 4x^2 - 4x$

Applications and Extensions

73. The graph of the function $f(x) = ax^2 + bx + c$ has vertex at $(0, 2)$ and passes through the point $(1, 8)$. Find a , b , and c .

74. The graph of the function $f(x) = ax^2 + bx + c$ has vertex at $(1, 4)$ and passes through the point $(-1, -8)$. Find a , b , and c .

In Problems 75–80, for the given functions f and g :

 (a) Graph f and g on the same Cartesian plane.

(b) Solve $f(x) = g(x)$.

(c) Use the result of part (b) to label the points of intersection of the graphs of f and g .

(d) Shade the region for which $f(x) > g(x)$; that is, the region below f and above g .

75. $f(x) = 2x - 1$; $g(x) = x^2 - 4$

76. $f(x) = -2x - 1$; $g(x) = x^2 - 9$

77. $f(x) = -x^2 + 4$; $g(x) = -2x + 1$

78. $f(x) = -x^2 + 9$; $g(x) = 2x + 1$

79. $f(x) = -x^2 + 5x$; $g(x) = x^2 + 3x - 4$

80. $f(x) = -x^2 + 7x - 6$; $g(x) = x^2 + x - 6$

For Problems 81 and 82, use the fact that a quadratic function of the form $f(x) = ax^2 + bx + c$ with $b^2 - 4ac > 0$ may also be written in the form $f(x) = a(x - r_1)(x - r_2)$, where r_1 and r_2 are the x -intercepts of the graph of the quadratic function.

81. (a) Find quadratic functions whose x -intercepts are -3 and 1 with $a = 1$; $a = 2$; $a = -2$; $a = 5$.

(b) How does the value of a affect the intercepts?

(c) How does the value of a affect the axis of symmetry?

(d) How does the value of a affect the vertex?

(e) Compare the x -coordinate of the vertex with the midpoint of the x -intercepts. What might you conclude?

82. (a) Find quadratic functions whose x -intercepts are -5 and 3 with $a = 1$; $a = 2$; $a = -2$; $a = 5$.

(b) How does the value of a affect the intercepts?

(c) How does the value of a affect the axis of symmetry?

(d) How does the value of a affect the vertex?

(e) Compare the x -coordinate of the vertex with the midpoint of the x -intercepts. What might you conclude?

83. Suppose that $f(x) = x^2 + 4x - 21$.

(a) What is the vertex of f ?

(b) What are the x -intercepts of the graph of f ?

(c) Solve $f(x) = -21$ for x . What points are on the graph of f ?

(d) Use the information obtained in parts (a)–(c) to graph $f(x) = x^2 + 4x - 21$.


84. Suppose that $f(x) = x^2 + 2x - 8$.

(a) What is the vertex of f ?

(b) What are the x -intercepts of the graph of f ?

(c) Solve $f(x) = -8$ for x . What points are on the graph of f ?

(d) Use the information obtained in parts (a)–(c) to graph $f(x) = x^2 + 2x - 8$.

 85. **Analyzing the Motion of a Projectile** A projectile is fired from a cliff 200 feet above the water at an inclination of 45° to the horizontal, with a muzzle velocity of 50 feet per second. The height h of the projectile above the water is modeled by

$$h(x) = \frac{-32x^2}{50^2} + x + 200$$

where x is the horizontal distance of the projectile from the face of the cliff.

(a) At what horizontal distance from the face of the cliff is the height of the projectile a maximum?

(b) Find the maximum height of the projectile.

(c) At what horizontal distance from the face of the cliff will the projectile strike the water?

 (d) Graph the function h , $0 \leq x \leq 200$.

(e) Use a graphing utility to verify the solutions found in parts (b) and (c).

(f) When the height of the projectile is 100 feet above the water, how far is it from the cliff?

86. **Analyzing the Motion of a Projectile** A projectile is fired at an inclination of 45° to the horizontal, with a muzzle velocity of 100 feet per second. The height h of the projectile is modeled by

$$h(x) = \frac{-32x^2}{100^2} + x$$

where x is the horizontal distance of the projectile from the firing point.

- (a) At what horizontal distance from the firing point is the height of the projectile a maximum?
- (b) Find the maximum height of the projectile.
- (c) At what horizontal distance from the firing point will the projectile strike the ground?
- (d) Graph the function h , $0 \leq x \leq 350$.
- (e) Use a graphing utility to verify the results obtained in parts (b) and (c).
- (f) When the height of the projectile is 50 feet above the ground, how far has it traveled horizontally?



- 87. Maximizing Revenue** Suppose that the manufacturer of a gas clothes dryer has found that when the unit price is p dollars, the revenue R (in dollars) is

$$R(p) = -4p^2 + 4000p$$

What unit price p maximizes revenue? What is the maximum revenue?

- 88. Maximizing Revenue** A lawn mower manufacturer has found that the revenue, in dollars, from sales of zero-turn mowers is a function of the unit price p , in dollars, that it charges. If the revenue R is

$$R(p) = -\frac{1}{2}p^2 + 2900p$$

what unit price p should be charged to maximize revenue? What is the maximum revenue?

- 89. Minimizing Marginal Cost** The **marginal cost** of a product can be thought of as the cost of producing one additional unit of output. For example, if the marginal cost of producing the 50th product is \$6.20, it costs \$6.20 to increase production from 49 to 50 units of output. Suppose the marginal cost C (in dollars) to produce x thousand digital music players is given by the function

$$C(x) = x^2 - 140x + 7400$$

- (a) How many players should be produced to minimize the marginal cost?
- (b) What is the minimum marginal cost?
- 90. Minimizing Marginal Cost** (See Problem 89.) The marginal cost C (in dollars) of manufacturing x smartphones (in thousands) is given by

$$C(x) = 5x^2 - 200x + 4000$$

- (a) How many smartphones should be manufactured to minimize the marginal cost?
- (b) What is the minimum marginal cost?
- 91. Business** The monthly revenue R achieved by selling x wristwatches is $R(x) = 75x - 0.2x^2$. The monthly cost C of selling x wristwatches is

$$C(x) = 32x + 1750$$

- (a) How many wristwatches must the firm sell to maximize revenue? What is the maximum revenue?
- (b) Profit is given as $P(x) = R(x) - C(x)$. What is the profit function?
- (c) How many wristwatches must the firm sell to maximize profit? What is the maximum profit?
- (d) Provide a reasonable explanation as to why the answers found in parts (a) and (c) differ. Explain why a quadratic function is a reasonable model for revenue.

- 92. Business** The daily revenue R achieved by selling x boxes of candy is $R(x) = 9.5x - 0.04x^2$. The daily cost C of selling x boxes of candy is $C(x) = 1.25x + 250$.

- (a) How many boxes of candy must the firm sell to maximize revenue? What is the maximum revenue?
- (b) Profit is given as $P(x) = R(x) - C(x)$. What is the profit function?
- (c) How many boxes of candy must the firm sell to maximize profit? What is the maximum profit?
- (d) Provide a reasonable explanation as to why the answers found in parts (a) and (c) differ. Explain why a quadratic function is a reasonable model for revenue.

- 93. Stopping Distance** An accepted relationship between stopping distance d (in feet), and the speed v of a car (in mph), is $d = 1.1v + 0.06v^2$ on dry, level concrete.

- (a) How many feet will it take a car traveling 45 mph to stop on dry, level concrete?
- (b) If an accident occurs 200 feet ahead of you, what is the maximum speed you can be traveling to avoid being involved?

- 94. Birth Rate of Unmarried Women** In the United States, the birth rate B of unmarried women (births per 1000 unmarried women) for women whose age is a is modeled by the function $B(a) = -0.33a^2 + 19.17a - 213.37$.

- (a) What is the age of unmarried women with the highest birth rate?
- (b) What is the highest birth rate of unmarried women?
- (c) Evaluate and interpret $B(40)$.

Source: National Vital Statistics Reports, 1/31/2018

- 95. Chemical Reactions** A self-catalytic chemical reaction results in the formation of a compound that causes the formation ratio to increase. If the reaction rate V is modeled by

$$V(x) = kx(a - x), \quad 0 \leq x \leq a$$

where k is a positive constant, a is the initial amount of the compound, and x is the variable amount of the compound, for what value of x is the reaction rate a maximum?

- 96. Mixed Practice** Find the distance from the vertex of the parabola $f(x) = 2(x - 3)^2 + 5$ to the center of the circle $(x + 3)^2 + (y - 1)^2 = 4$.

- 97. Mixed Practice** Find the distance from the vertex of the parabola $g(x) = -3x^2 + 6x + 1$ to the center of the circle $x^2 + y^2 + 10x + 8y + 32 = 0$.

- 98. Challenge Problem** Let $f(x) = ax^2 + bx + c$, where a , b , and c are odd integers. If x is an integer, show that $f(x)$ must be an odd integer.

[Hint: x is either an even integer or an odd integer.]

- 99. Challenge Problem** Find the point on the line $y = x$ that is closest to the point $(3, 1)$.

- 100. Challenge Problem** Find the point on the line $y = x + 1$ that is closest to the point $(4, 1)$.

- 101. Challenge Problem Increasing/Decreasing Function Test** Suppose $f(x) = x^3 - 7x^2 - 5x + 35$. From calculus, the derivative of f is given by $f'(x) = 3x^2 - 14x - 5$. The function f is increasing where $f'(x) > 0$ and decreasing where $f'(x) < 0$. Determine where f is increasing and where f is decreasing.

- 102. Challenge Problem Test for Concavity** Suppose $f(x) = 3x^4 - 8x^3 + 6x + 1$. From calculus, the second derivative of f is given by $f''(x) = 36x^2 - 48x$. The function f is concave up where $f''(x) > 0$ and concave down where $f''(x) < 0$. Determine where f is concave up and where f is concave down.

Explaining Concepts: Discussion and Writing

- 103.** Make up a quadratic function that opens down and has only one x -intercept. Compare yours with others in the class. What are the similarities? What are the differences?
- 104.** On one set of coordinate axes, graph the family of parabolas $f(x) = x^2 + 2x + c$ for $c = -3$, $c = 0$, and $c = 1$. Describe the characteristics of a member of this family.
- 105.** On one set of coordinate axes, graph the family of parabolas $f(x) = x^2 + bx + 1$ for $b = -4$, $b = 0$, and $b = 4$. Describe the general characteristics of this family.
- 106.** State the circumstances that cause the graph of a quadratic function $f(x) = ax^2 + bx + c$ to have no x -intercepts.
- 107.** Why is the graph of a quadratic function concave up if $a > 0$ and concave down if $a < 0$?
- 108.** Can a quadratic function have a range of $(-\infty, \infty)$? Justify your answer.
- 109.** What are the possibilities for the number of times the graphs of two different quadratic functions intersect?

Retain Your Knowledge

Problems 110–119 are based on material learned earlier in the course. The purpose of these problems is to keep the material fresh in your mind so that you are better prepared for the final exam.

- 110.** Determine whether $x^2 + 4y^2 = 16$ is symmetric respect to the x -axis, the y -axis, and/or the origin.
- 111.** Solve the inequality $27 - x \geq 5x + 3$. Write the solution in both set notation and interval notation.
- 112.** Find the center and radius of the circle
- $$x^2 + y^2 - 10x + 4y + 20 = 0$$
- 113.** Find the function whose graph is the graph of $y = \sqrt{x}$, but reflected about the y -axis.
- 114.** Find an equation of the line that contains the point $(14, -3)$ and is parallel to the line $5x + 7y = 35$. Write the equation in slope-intercept form.
- 115.** State the domain and range of the relation given below. Is the relation a function?
- $$\{(5, -3), (4, -4), (3, -5), (2, -6), (1, -7)\}$$
- 116.** If $f(x) = 3x^2 - 25x + 28$, find $f(7)$.
- 117.** If $g(x) = \frac{2}{3}x - 8$, find $g\left(\frac{3}{2}x + 12\right)$.
- 118.** Write $\frac{4x^2}{(3x+5)^{2/3}} + 8x(3x+5)^{1/3}$ as a single quotient with positive exponents.
- 119.** If $f(x) = x^2 + 5x$, find and simplify $\frac{f(x) - f(c)}{x - c}$, $x \neq c$.

'Are You Prepared?' Answers

1. $(0, -9), (-3, 0), (3, 0)$ 2. $\left\{-4, \frac{1}{2}\right\}$ 3. $\frac{25}{4}$ 4. right; 4 5. 89; two real solutions 6. $3\left(x^2 + \frac{7}{3}x + \frac{49}{36}\right) = 3\left(x + \frac{7}{6}\right)^2$

3.4 Building Quadratic Models from Verbal Descriptions and from Data


PREPARING FOR THIS SECTION Before getting started, review the following:

- Problem Solving (Section A.8, pp. A62–A69)
- Building Linear Models from Data (Section 3.2, pp. 135–139)

 **Now Work** the 'Are You Prepared?' problems on page 161.

OBJECTIVES 1 Build Quadratic Models from Verbal Descriptions (p. 157)

 2 Build Quadratic Models from Data (p. 160)

 In this section, we first discuss models that lead to a quadratic function from verbal descriptions. Then we fit a quadratic function to data, which is another form of modeling.

When a quadratic function models a problem, the properties of the graph of the function can provide important information about the model. In particular, we can determine the maximum or minimum value of the function. The fact that the graph of a quadratic function has a maximum or minimum value enables us to answer questions involving **optimization**—that is, finding the maximum or minimum values in models.

1 Build Quadratic Models from Verbal Descriptions

In economics, revenue R , in dollars, is defined as the amount of money received from the sale of an item and is equal to the unit selling price p , in dollars, of the item times the number x of units actually sold. That is,

$$R = xp$$

The **Law of Demand** states that p and x are inversely related: As one increases, the other decreases. The equation that relates p and x is called a **demand equation**. When a demand equation is linear, the revenue model is a quadratic function.

EXAMPLE 1

Maximizing Revenue

The marketing department at Texas Instruments has found that when certain calculators are sold at a price of p dollars per unit, the number x of calculators sold is given by the demand equation

$$x = 21,000 - 150p$$

- Find a model that expresses the revenue R as a function of the price p .
- What is the domain of R ? Assume revenue is nonnegative.
- What unit price should be used to maximize revenue?
- If this price is charged, what is the maximum revenue?
- How many units are sold at this price?
- Graph R .
- What price should Texas Instruments charge to collect at least \$675,000 in revenue?

Solution

- The revenue is $R = xp$, where $x = 21,000 - 150p$.

$$R = xp = (21,000 - 150p)p = -150p^2 + 21,000p \quad \text{The model}$$

- Because x represents the number of calculators sold, we have $x \geq 0$, so $21,000 - 150p \geq 0$. Solving this linear inequality gives $p \leq 140$. Also from $R = (21,000 - 150p)p$, since R is assumed to be nonnegative and $21,000 - 150p \geq 0$, it follows that $p \geq 0$. Combining these inequalities gives the domain of R , which is $\{p \mid 0 \leq p \leq 140\}$.
- The function R is a quadratic function with $a = -150$, $b = 21,000$, and $c = 0$. Because $a < 0$, the vertex is the highest point on the parabola. The revenue R is a maximum when the price p is

$$p = -\frac{b}{2a} = -\frac{21,000}{2(-150)} = \$70.00$$

$a = -150, b = 21,000$

- The maximum revenue R is

$$R(70) = -150 \cdot 70^2 + 21,000 \cdot 70 = \$735,000$$

- The number of calculators sold is given by the demand equation $x = 21,000 - 150p$. At a price of $p = \$70$,

$$x = 21,000 - 150 \cdot 70 = 10,500$$

calculators are sold.

(continued)

- (f) To graph R , plot the intercepts $(0, 0)$ and $(140, 0)$ and the vertex $(70, 735\,000)$. See Figure 24 for the graph.

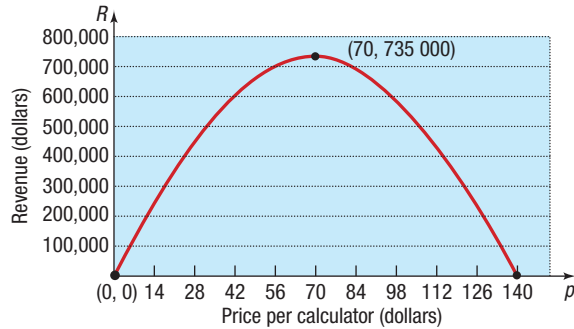


Figure 24

- (g) Graph $R = 675,000$ and $R(p) = -150p^2 + 21,000p$ on the same Cartesian plane. See Figure 25. We find where the graphs intersect by solving

$$\begin{aligned}
 675,000 &= -150p^2 + 21,000p \\
 150p^2 - 21,000p + 675,000 &= 0 && \text{Add } 150p^2 - 21,000p \text{ to both sides.} \\
 p^2 - 140p + 4500 &= 0 && \text{Divide both sides by 150.} \\
 (p - 50)(p - 90) &= 0 && \text{Factor.} \\
 p = 50 \quad \text{or} \quad p = 90 &&& \text{Use the Zero-Product Property.}
 \end{aligned}$$

The graphs intersect at $(50, 675\,000)$ and $(90, 675\,000)$. Based on the graph in Figure 25, Texas Instruments should charge between \$50 and \$90 to earn at least \$675,000 in revenue.

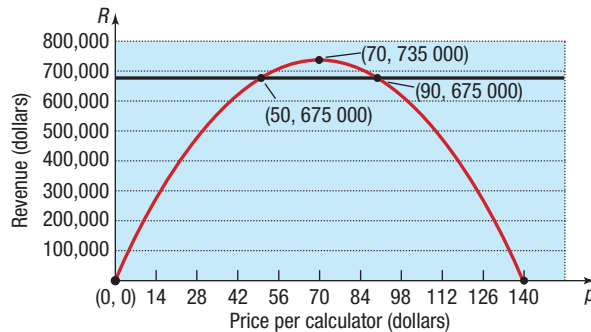


Figure 25

 **Now Work** PROBLEM 3

EXAMPLE 2

Maximizing the Area Enclosed by a Fence

A farmer has 2000 yards of fence to enclose a rectangular field. What are the dimensions of the rectangle that encloses the most area?

Solution

Figure 26 illustrates the situation. The available fence represents the perimeter of the rectangle. If x is the length and w is the width, then

$$2x + 2w = 2000 \tag{1}$$

The area A of the rectangle is

$$A = xw$$

To express A in terms of a single variable, solve equation (1) for w and substitute the result in $A = xw$. Then A involves only the variable x . [You could also solve equation (1) for x and express A in terms of w alone. Try it!]

$$\begin{aligned}
 2x + 2w &= 2000 \\
 2w &= 2000 - 2x \\
 w &= \frac{2000 - 2x}{2} = 1000 - x
 \end{aligned}$$

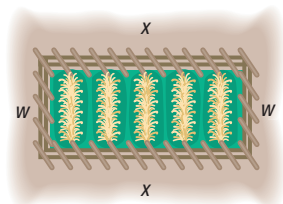
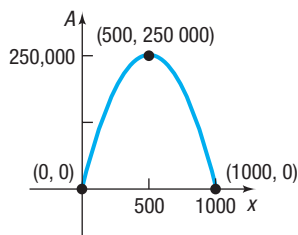


Figure 26

Figure 27 $A(x) = -x^2 + 1000x$

Then the area A is

$$A = xw = x(1000 - x) = -x^2 + 1000x$$

Now, A is a quadratic function of x .

$$A = A(x) = -x^2 + 1000x \quad a = -1, b = 1000, c = 0$$

Figure 27 shows the graph of $A(x) = -x^2 + 1000x$. Because $a < 0$, the vertex is a maximum point on the graph of A . The maximum value occurs at

$$x = -\frac{b}{2a} = -\frac{1000}{2(-1)} = 500$$

The maximum value of A is

$$A\left(-\frac{b}{2a}\right) = A(500) = -500^2 + 1000 \cdot 500 = -250,000 + 500,000 = 250,000$$

The largest rectangle that can be enclosed by 2000 yards of fence has an area of 250,000 square yards. Its dimensions are 500 yards by 500 yards. J

Now Work PROBLEM 7

EXAMPLE 3

The Golden Gate Bridge

The Golden Gate Bridge, a suspension bridge, spans the entrance to San Francisco Bay. Its 746-foot-tall towers are 4200 feet apart. The bridge is suspended from two huge cables more than 3 feet in diameter; the 90-foot-wide roadway is 220 feet above the water. The cables are parabolic in shape* and touch the road surface at the center of the bridge. Find the height of the cable above the road at a distance of 1000 feet from the center.

Solution

Begin by choosing the coordinate axes so that the x -axis coincides with the road surface and the origin coincides with the center of the bridge. See Figure 28. As a result, the 746-foot towers will be vertical (height $746 - 220 = 526$ feet above the road) and located 2100 feet from the center. Also, the cable has the shape of a parabola that is concave up. The parabola extends from the towers and has its vertex at $(0, 0)$. This choice of the axes results in the equation of the parabola having the form $y = ax^2$, $a > 0$. Note that the points $(-2100, 526)$ and $(2100, 526)$ are on the graph.

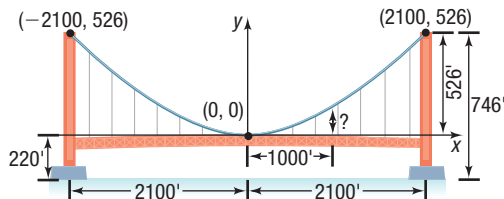


Figure 28

Use these facts to find the value of a in $y = ax^2$.

$$\begin{aligned} y &= ax^2 \\ 526 &= a \cdot 2100^2 & x = 2100, y = 526 \\ a &= \frac{526}{2100^2} \end{aligned}$$

The equation of the parabola is

$$y = \frac{526}{2100^2}x^2 \quad (\text{continued})$$

*A cable suspended from two towers is in the shape of a **catenary**, but when a horizontal roadway is suspended from the cable, the cable takes the shape of a parabola.

When $x = 1000$, the height of the cable is

$$y = \frac{526}{2100^2} \cdot 1000^2 \approx 119.3 \text{ feet}$$

The cable is 119.3 feet above the road at a distance of 1000 feet from the center of the bridge.

 **Now Work** PROBLEM 11



2 Build Quadratic Models from Data

In Section 3.2, we found the line of best fit for data that appeared to be linearly related. But data may also follow a nonlinear relation. Figures 29(a) and (b) show scatter plots of data that follow a quadratic relation.

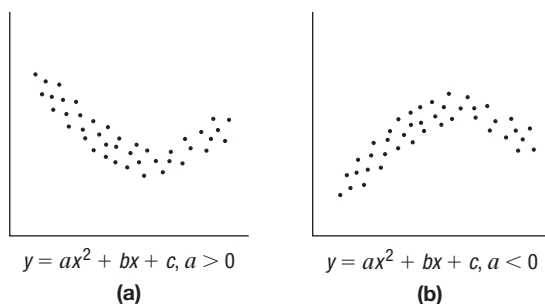


Figure 29



EXAMPLE 4

Fitting a Quadratic Function to Data

Table 8

Age, x	Average Annual Expenditures (in thousands of dollars), E
21.4	34.4
29.6	52.8
39.5	66.4
49.5	71.2
59.4	61.3
68.9	50.9
74.3	45.8

Source: Consumer Expenditure Survey, August 2017

The data in Table 8 represent the average annual expenditures for consumers of various ages in 2016.

- Draw a scatter plot of the data, treating age as the independent variable. Comment on the type of relation that exists between age and average annual expenditures.
- Use a graphing utility to find the quadratic function of best fit that models the relation between age and average annual expenditures.
- Use the model found in part (b) to approximate the age at which the expenditures is greatest.
- Use the model found in part (b) to approximate the highest average annual expenditure.
- Use a graphing utility to draw the quadratic function of best fit on the scatter plot.

Solution

- Figure 30 shows the scatter plot on a TI-84 Plus C graphing calculator. It appears the data follow a quadratic relation, with $a < 0$.
- Use the QUADratic REGression program to obtain the results shown in Figure 31 on the next page. The output shows the equation $y = ax^2 + bx + c$. The quadratic function of best fit that models the relation between age and average annual expenditures is

$$E(x) = -0.0425x^2 + 4.2056x - 34.9639 \quad \text{The model}$$

where x represents age and E represents average annual expenditure in thousands of dollars.

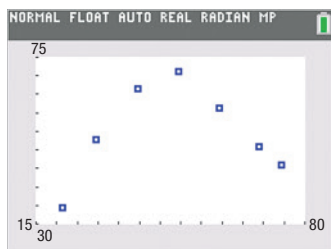


Figure 30 TI-84 Plus C

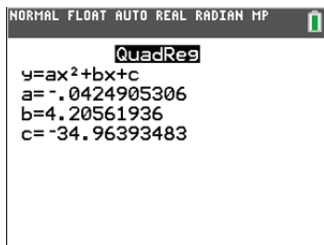


Figure 31 Quadratic Regression

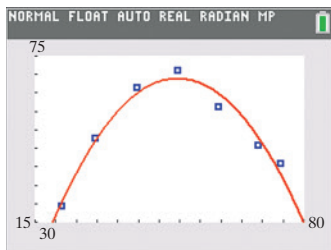


Figure 32

$$E(x) = -0.0425x^2 + 4.2056x - 34.9639$$

- (c) Based on the quadratic function of best fit, the age of consumers with the greatest expenditures is

$$x = -\frac{b}{2a} = -\frac{4.2056}{2(-0.0425)} \approx 49.5 \text{ years}$$

- (d) Evaluate the function $E(x)$ at $x = 49.5$.

$$E(49.5) = -0.0425 \cdot 49.5^2 + 4.2056 \cdot 49.5 - 34.9639 \approx 69.1$$

According to the model, 49.5-year-olds have the greatest expenditures. On average, a 49.5-year-old spends about \$69,100 annually.

- (e) Figure 32 shows the graph of the quadratic function found in part (b) drawn on the scatter plot.

Look again at Figure 31. Notice that the output given by the graphing calculator does not include r , the correlation coefficient. Recall that the correlation coefficient is a measure of the strength of a linear relation that exists between two variables. The graphing calculator does not provide an indication of how well the function fits the data in terms of r , since a quadratic function is not linear.

 **Now Work** PROBLEM 17

3.4 Assess Your Understanding

'Are You Prepared?' Answers are given at the end of these exercises. If you get a wrong answer, read the pages listed in red.

- Translate the following sentence into a mathematical equation: The area A of a circle equals the product of the square of its radius r and the constant π . (pp. A62–A63)
- Use a graphing utility to find the line of best fit for the following data: (pp. 138–139)

x	3	5	5	6	7	8
y	10	13	12	15	16	19

Applications and Extensions

-  **3. Maximizing Revenue** The price p (in dollars) and the quantity x sold of a certain product satisfy the demand equation

$$x = -6p + 600$$

- Find a model that expresses the revenue R as a function of p . (Remember, $R = xp$.)
 - What is the domain of R ? Assume R is nonnegative.
 - What price p maximizes the revenue?
 - What is the maximum revenue?
 - How many units are sold at this price?
 - Graph R .
 - What price should the company charge to earn at least \$12,600 in revenue?
- 4. Maximizing Revenue** The price p (in dollars) and the quantity x sold of a certain product satisfy the demand equation

$$x = -3p + 360$$

- Find a model that expresses the revenue R as a function of p .
- What is the domain of R ? Assume R is nonnegative.

- What price p maximizes the revenue?
- What is the maximum revenue?
- How many units are sold at this price?
- Graph R .
- What price should the company charge to earn at least \$9600 in revenue?

- 5. Maximizing Revenue** The price p (in dollars) and the quantity x sold of a certain product satisfy the demand equation

$$x = -5p + 100$$

- Find a model that expresses the revenue R as a function of p .
- What is the domain of R ? Assume R is nonnegative.
- What price p maximizes the revenue?
- What is the maximum revenue?
- How many units are sold at this price?
- Graph R .
- What price should the company charge to earn at least \$480 in revenue?

6. Maximizing Revenue The price p (in dollars) and the quantity x sold of a certain product satisfy the demand equation

$$x = -20p + 500$$

- (a) Find a model that expresses the revenue R as a function of p .
- (b) What is the domain of R ? Assume R is nonnegative.
- (c) What price p maximizes the revenue?
- (d) What is the maximum revenue?
- (e) How many units are sold at this price?
- (f) Graph R .
- (g) What price should the company charge to earn at least \$3000 in revenue?

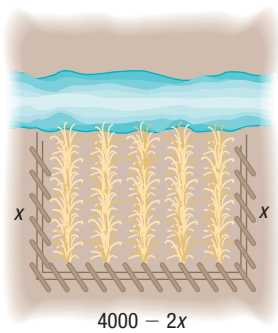
7. Enclosing a Rectangular Field David has 400 yards of fencing and wishes to enclose a rectangular area.

- (a) Express the area A of the rectangle as a function of the width w of the rectangle.
- (b) For what value of w is the area largest?
- (c) What is the maximum area?

8. Enclosing a Rectangular Field Beth has 3000 feet of fencing available to enclose a rectangular field.

- (a) Express the area A of the rectangle as a function of x , where x is the length of the rectangle.
- (b) For what value of x is the area largest?
- (c) What is the maximum area?

9. Enclosing the Most Area with a Fence A farmer with 4000 meters of fencing wants to enclose a rectangular plot that borders on a river. If the farmer does not fence the side along the river, what is the largest area that can be enclosed? (See the figure.)



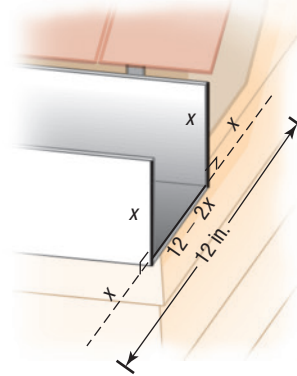
10. Enclosing the Most Area with a Fence A farmer with 2000 meters of fencing wants to enclose a rectangular plot that borders on a straight highway. If the farmer does not fence the side along the highway, what is the largest area that can be enclosed?

11. Suspension Bridge A suspension bridge with weight uniformly distributed along its length has twin towers that extend 75 meters above the road surface and are 400 meters apart. The cables are parabolic in shape and are suspended from the tops of the towers. The cables touch the road surface at the center of the bridge. Find the height of the cables at a point 100 meters from the center. (Assume that the road is level.)

12. Architecture A parabolic arch has a span of 120 feet and a maximum height of 25 feet. Choose suitable rectangular coordinate axes and find the equation of the parabola. Then calculate the height of the arch at points 10 feet, 20 feet, and 40 feet from the center.

13. Constructing Rain Gutters A rain gutter is to be made of aluminum sheets that are 12 inches wide by turning up the edges 90° . See the illustration.

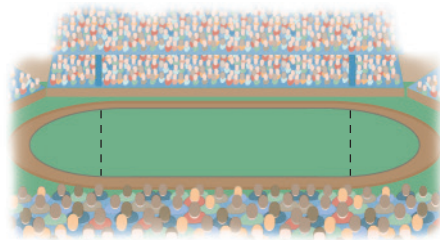
- (a) What depth will provide maximum cross-sectional area and allow the most water to flow?
- (b) What depths will allow at least 16 square inches of water to flow?



14. Norman Windows A Norman window has the shape of a rectangle surmounted by a semicircle of diameter equal to the width of the rectangle. See the figure. If the perimeter of the window is 20 feet, what dimensions will admit the most light (maximize the area)?

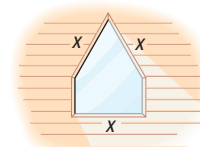



15. Constructing a Stadium A track-and-field playing area is in the shape of a rectangle with semicircles at each end. See the figure. The inside perimeter of the track is to be 1500 meters. What should the dimensions of the rectangle be so that the area of the rectangle is a maximum?



16. Architecture A special window has the shape of a rectangle surmounted by an equilateral triangle. See the figure. If the perimeter of the window is 16 feet, what dimensions will admit the most light?

[Hint: Area of an equilateral triangle = $\frac{\sqrt{3}}{4}x^2$, where x is the length of a side of the triangle.]




-  **17. Life Cycle Hypothesis** An individual's income varies with his or her age. The following table shows the median income I of males of different age groups within the United States for 2016. For each age group, let the class midpoint represent the independent variable, x . For the class "65 years and older," we will assume that the class midpoint is 69.5.



Age	Class Midpoint, x	Median Income, I
15–24 years	19.5	\$12,396
25–34 years	29.5	\$38,152
35–44 years	39.5	\$51,443
45–54 years	49.5	\$51,476
55–64 years	59.5	\$47,001
65 years and older	69.5	\$31,618


Source: U.S. Census Bureau

- Use a graphing utility to draw a scatter plot of the data. Comment on the type of relation that may exist between the two variables.
- Use a graphing utility to find the quadratic function of best fit that models the relation between age and median income.
- Use the function found in part (b) to determine the age at which an individual can expect to earn the most income.
- Use the function found in part (b) to predict the peak income earned.
- With a graphing utility, graph the quadratic function of best fit on the scatter plot.

-  **18. Height of a Ball** A shot-putter throws a ball at an inclination of 45° to the horizontal. The following data represent the height of the ball h , in feet, at the instant that it has traveled x feet horizontally.

Distance, x	Height, h
20	25
40	40
60	55
80	65
100	71
120	77
140	77
160	75
180	71
200	64

- Use a graphing utility to draw a scatter plot of the data. Comment on the type of relation that may exist between the two variables.
- Use a graphing utility to find the quadratic function of best fit that models the relation between distance and height.
- Use the function found in part (b) to determine how far the ball will travel before it reaches its maximum height.
- Use the function found in part (b) to find the maximum height of the ball.
- With a graphing utility, graph the quadratic function of best fit on the scatter plot.


-  **19. Mixed Practice Which Model?** The following data represent the square footage and rents (dollars per month) for apartments in the La Jolla area of San Diego, California.



Square Footage, x	Rent per Month, R
520	\$1630
625	\$1820
710	\$1860
765	\$1975
855	\$1985
925	\$2200
1040	\$2360

Source: apartments.com, 2018

- Using a graphing utility, draw a scatter plot of the data treating square footage as the independent variable. What type of relation appears to exist between square footage and rent?
- Based on your response to part (a), find either a linear or a quadratic model that describes the relation between square footage and rent.
- Use your model to predict the rent for an apartment in San Diego that is 875 square feet.

-  **20. Mixed Practice Which Model?** A cricket makes a chirping noise by sliding its wings together rapidly. Perhaps you have noticed that the number of chirps seems to increase with the temperature. The following data list the temperature (in degrees Fahrenheit) and the number of chirps per second for the striped ground cricket.



Temperature ($^\circ\text{F}$), x	Chirps per Second, C
88.6	20.0
93.3	19.8
80.6	17.1
69.7	14.7
69.4	15.4
79.6	15.0
80.6	16.0
76.3	14.4
75.2	15.5

Source: Pierce, George W. The Songs of Insects. Cambridge, MA Harvard University Press, 1949, pp. 12–21

- Using a graphing utility, draw a scatter plot of the data, treating temperature as the independent variable. What type of relation appears to exist between temperature and chirps per second?
- Based on your response to part (a), find either a linear or a quadratic model that best describes the relation between temperature and chirps per second.
- Use your model to predict the chirps per second if the temperature is 80°F .

3.5 Inequalities Involving Quadratic Functions

PREPARING FOR THIS SECTION Before getting started, review the following:

- Solve Inequalities (Section A.9, pp. A76–A79)
- Use Interval Notation (Section A9, pp. A73–A74)

 **Now Work** the 'Are You Prepared?' problems on page 167.

OBJECTIVE 1 Solve Inequalities Involving a Quadratic Function (p. 165)

1 Solve Inequalities Involving a Quadratic Function

In this section we solve inequalities that involve quadratic functions.

- To solve the inequality

$$ax^2 + bx + c > 0 \quad a \neq 0$$

graph the quadratic function $f(x) = ax^2 + bx + c$, and, from the graph, determine where the function is above the x -axis—that is, where $f(x) > 0$.

- To solve the inequality

$$ax^2 + bx + c < 0 \quad a \neq 0$$

graph the quadratic function $f(x) = ax^2 + bx + c$, and, from the graph, determine where the function is below the x -axis—that is, where $f(x) < 0$.

- If the inequality is not strict, include the x -intercepts, if any, in the solution.

EXAMPLE 1

Solving an Inequality

Solve the inequality $x^2 - 4x - 12 \leq 0$ and graph the solution set.

Solution

Graph the function $f(x) = x^2 - 4x - 12$.

- y-intercept: $f(0) = -12$ **Evaluate f at 0.**
- x-intercepts (if any): $x^2 - 4x - 12 = 0$ **Solve $f(x) = 0$.**
 $(x - 6)(x + 2) = 0$ **Factor.**
 $x - 6 = 0$ or $x + 2 = 0$ **Use the Zero-Product Property.**
 $x = 6$ or $x = -2$

The y-intercept is -12 ; the x-intercepts are -2 and 6 .

The vertex is at $x = -\frac{b}{2a} = -\frac{-4}{2} = 2$. Because $f(2) = -16$, the vertex is $(2, -16)$.

See Figure 33 for the graph.

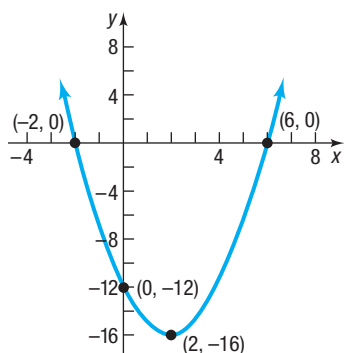


Figure 33 $f(x) = x^2 - 4x - 12$

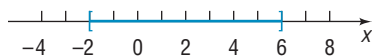


Figure 34

The graph is below the x -axis for $-2 < x < 6$. Because the original inequality is not strict, the solution includes the x -intercepts. The solution set is $\{x \mid -2 \leq x \leq 6\}$ or, using interval notation, $[-2, 6]$. See Figure 34 for the graph of the solution set.

EXAMPLE 2

Solving an Inequality

Solve the inequality $2x^2 < x + 10$ and graph the solution set.

Solution

Option 1 Rearrange the inequality so that 0 is on the right side.

$$2x^2 < x + 10$$

$$2x^2 - x - 10 < 0 \quad \text{Subtract } x + 10 \text{ from both sides.}$$

This inequality is equivalent to the original inequality.

Next graph the function $f(x) = 2x^2 - x - 10$ to find where $f(x) < 0$.

- y-intercept: $f(0) = -10$ **Evaluate f at 0.**
- x-intercepts (if any): $2x^2 - x - 10 = 0$ **Solve $f(x) = 0$.**
 $(2x - 5)(x + 2) = 0$ **Factor.**
 $2x - 5 = 0$ or $x + 2 = 0$ **Use the Zero-Product Property.**
 $x = \frac{5}{2}$ or $x = -2$

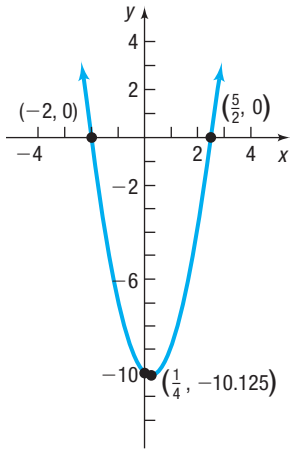


Figure 35 $f(x) = 2x^2 - x - 10$

The y-intercept is -10 ; the x-intercepts are -2 and $\frac{5}{2}$.

The vertex is at $x = -\frac{b}{2a} = -\frac{-1}{4} = \frac{1}{4}$. Because $f\left(\frac{1}{4}\right) = -10.125$, the vertex is $\left(\frac{1}{4}, -10.125\right)$. See Figure 35 for the graph.

The graph is below the x-axis ($f(x) < 0$) between $x = -2$ and $x = \frac{5}{2}$. Because the inequality is strict, the solution set is $\left\{x \mid -2 < x < \frac{5}{2}\right\}$ or, using interval notation, $\left(-2, \frac{5}{2}\right)$.

Option 2 If $f(x) = 2x^2$ and $g(x) = x + 10$, then the inequality to be solved is $f(x) < g(x)$. Graph the functions $f(x) = 2x^2$ and $g(x) = x + 10$. See Figure 36. The graphs intersect where $f(x) = g(x)$. Then

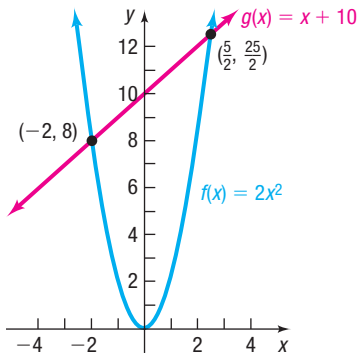


Figure 36

$$2x^2 = x + 10 \quad f(x) = g(x)$$

$$2x^2 - x - 10 = 0$$

$$(2x - 5)(x + 2) = 0 \quad \text{Factor.}$$

$$2x - 5 = 0 \quad \text{or} \quad x + 2 = 0$$

$$x = \frac{5}{2} \quad \text{or} \quad x = -2 \quad \text{Use the Zero-Product Property.}$$

The graphs intersect at the points $(-2, 8)$ and $\left(\frac{5}{2}, \frac{25}{2}\right)$. Then $f(x) < g(x)$ on the interval $\left(-2, \frac{5}{2}\right)$, where the graph of f is below the graph of g .

See Figure 37 for the graph of the solution set.



Figure 37

EXAMPLE 3

Solving an Inequality

Solve the inequality $x^2 + x + 1 > 0$ and graph the solution set.

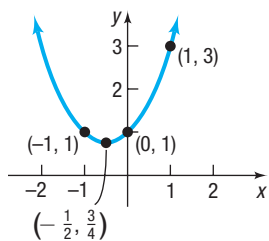


Figure 38 $f(x) = x^2 + x + 1$



Figure 39

Solution

The graph of the function $f(x) = x^2 + x + 1$ has y -intercept 1. There are no x -intercepts (Do you know why? Check the discriminant.). The vertex is $(-\frac{1}{2}, \frac{3}{4})$. Since $a > 0$, the parabola is concave up and lies above the x -axis for all real numbers x . So $x^2 + x + 1 > 0$ for all real numbers. See Figure 38.

See Figure 39 for the graph of the solution set $(-\infty, \infty)$.

Now Work PROBLEM 17

3.5 Assess Your Understanding

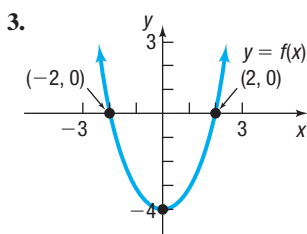
'Are You Prepared?' Answers are given at the end of these exercises. If you get a wrong answer, read the pages listed in red.

1. Solve the inequality $-3x - 2 < 7$. (pp. A76–A77)

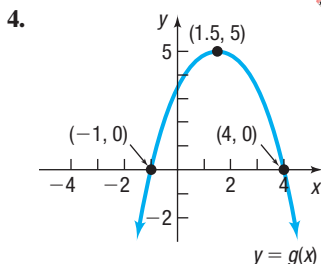
2. Write $(-2, 7]$ using inequality notation. (pp. A73–A74)

Skill Building

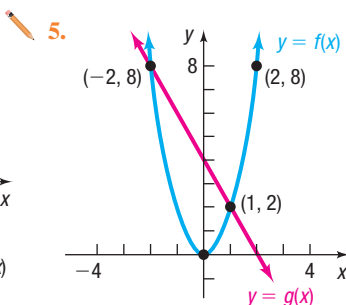
In Problems 3–6, use the figure to solve each inequality.



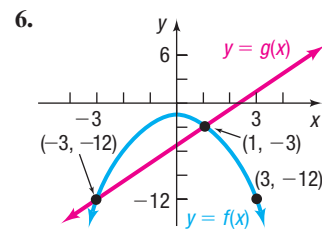
- (a) $f(x) > 0$
(b) $f(x) \leq 0$



- (a) $g(x) < 0$
(b) $g(x) \geq 0$



- (a) $g(x) \geq f(x)$
(b) $f(x) > g(x)$



- (a) $f(x) < g(x)$
(b) $f(x) \geq g(x)$

In Problems 7–22, solve each inequality.

7. $x^2 - 3x - 10 < 0$

8. $x^2 + 3x - 10 > 0$

11. $x^2 - 9 < 0$

12. $x^2 - 1 < 0$

15. $2x^2 < 5x + 3$

16. $6x^2 < 6 + 5x$

19. $4x^2 + 9 < 6x$

20. $25x^2 + 16 < 40x$

9. $x^2 - 4x > 0$

13. $x^2 + x > 12$

17. $x^2 - x + 1 \leq 0$

21. $6(x^2 - 1) > 5x$

10. $x^2 + 8x > 0$

14. $x^2 + 7x < -12$

18. $x^2 + 2x + 4 > 0$

22. $2(2x^2 - 3x) > -9$

Mixed Practice In Problems 23–30, use the given functions f and g .

(a) Solve $f(x) = 0$.

(b) Solve $g(x) = 0$.

(c) Solve $f(x) = g(x)$.

(d) Solve $f(x) > 0$.

(e) Solve $g(x) \leq 0$.

(f) Solve $f(x) > g(x)$.

(g) Solve $f(x) \geq 1$.

23. $f(x) = x^2 - 1$
 $g(x) = 3x + 3$

24. $f(x) = -x^2 + 3$
 $g(x) = -3x + 3$

25. $f(x) = -x^2 + 1$
 $g(x) = 4x + 1$

26. $f(x) = -x^2 + 4$
 $g(x) = -x - 2$

27. $f(x) = x^2 - 4$
 $g(x) = -x^2 + 4$

28. $f(x) = x^2 - 2x + 1$
 $g(x) = -x^2 + 1$

29. $f(x) = x^2 - x - 2$
 $g(x) = x^2 + x - 2$

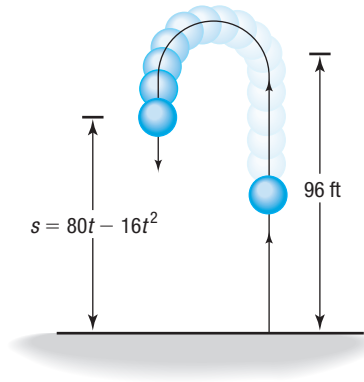
30. $f(x) = -x^2 - x + 1$
 $g(x) = -x^2 + x + 6$

Applications and Extensions

31. What is the domain of the function $f(x) = \sqrt{x^2 - 16}$?

32. What is the domain of the function $f(x) = \sqrt{x - 3x^2}$?

- 33. Physics** A ball is thrown vertically upward with an initial velocity of 80 feet per second. The distance s (in feet) of the ball from the ground after t seconds is $s(t) = 80t - 16t^2$.



- (a) At what time t will the ball strike the ground?
 (b) For what time t is the ball more than 96 feet above the ground?
- 34. Physics** A ball is thrown vertically upward with an initial velocity of 96 feet per second. The distance s (in feet) of the ball from the ground after t seconds is $s(t) = 96t - 16t^2$.
- (a) At what time t will the ball strike the ground?
 (b) For what times t is the ball more than 128 feet above the ground?
- 35. Revenue** Suppose that the manufacturer of a gas clothes dryer has found that when the unit price is p dollars, the revenue R (in dollars) is

$$R(p) = -4p^2 + 4000p$$

- (a) At what prices p is revenue zero?
 (b) For what range of prices will revenue exceed \$800,000?
- 36. Revenue** The John Deere company has found that the revenue from sales of heavy-duty tractors is a function of the unit price p , in dollars, that it charges. The revenue R , in dollars, is given by

$$R(p) = -\frac{1}{2}p^2 + 1900p$$

- (a) At what prices p is revenue zero?
 (b) For what range of prices will revenue exceed \$1,200,000?

- 37. Artillery** A projectile fired from the point $(0, 0)$ at an angle to the positive x -axis has a trajectory given by

$$y = cx - (1 + c^2) \left(\frac{g}{2} \right) \left(\frac{x}{v} \right)^2$$

where

x = horizontal distance in meters

y = height in meters

v = initial muzzle velocity in meters per second (m/s)

g = acceleration due to gravity = 9.81 meters per second squared (m/s²)

$c > 0$ is a constant determined by the angle of elevation.

A howitzer fires an artillery round with a muzzle velocity of 897 m/s.

- (a) If the round must clear a hill 200 meters high at a distance of 2000 meters in front of the howitzer, what c values are permitted in the trajectory equation?
 (b) If the goal in part (a) is to hit a target on the ground 75 kilometers away, is it possible to do so? If so, for what values of c ? If not, what is the maximum distance the round will travel?

Source: www.answers.com

- 38. Challenge Problem Runaway Car** Using Hooke's Law, we can show that the work W done in compressing a spring a distance of x feet from its at-rest position is $W = \frac{1}{2}kx^2$, where k is a stiffness constant depending on the spring. It can also be shown that the work done by a body in motion before it comes to rest is given by $\tilde{W} = \frac{w}{2g}v^2$, where w = weight of the object (in lb), g = acceleration due to gravity (32.2 ft/s²), and v = object's velocity (in ft/s). A parking garage has a spring shock absorber at the end of a ramp to stop runaway cars. The spring has a stiffness constant $k = 9450$ lb/ft and must be able to stop a 4000-lb car traveling at 25 mph. What is the least compression required of the spring? Express your answer using feet to the nearest tenth.

Source: www.sciforums.com

Explaining Concepts: Discussion and Writing

- 39.** Show that the inequality $(x - 4)^2 \leq 0$ has exactly one solution.
40. Show that the inequality $(x - 2)^2 > 0$ has one real number that is not a solution.
41. Explain why the inequality $x^2 + x + 1 > 0$ has all real numbers as the solution set.
42. Explain why the inequality $x^2 - x + 1 < 0$ has the empty set as the solution set.
43. Explain the circumstances under which the x -intercepts of the graph of a quadratic function are included in the solution set of a quadratic inequality.

Retain Your Knowledge

Problems 44–53 are based on material learned earlier in the course. The purpose of these problems is to keep the material fresh in your mind so that you are better prepared for the final exam.

- 44.** Find the domain of $f(x) = \sqrt{10 - 2x}$.
45. Determine algebraically whether $f(x) = \frac{-x}{x^2 + 9}$ is even, odd, or neither.
46. Suppose $f(x) = \frac{2}{3}x - 6$.
 (a) Find the intercepts of the graph of f .
 (b) Graph f .
47. Determine whether the graphs of $3x + y = 4$ and $x + 3y = 6$ are parallel, perpendicular, or neither.
48. Find the zeros of $f(x) = x^2 + 6x - 8$.
49. Find the intercepts of the graph of $y = \frac{4x^2 - 25}{x^2 - 1}$.
 In Problems 50 and 51, if $f(x) = x^2 + 2x - 7$ and $g(x) = 3x - 4$, find:
50. $(g - f)(x)$
51. $(f \cdot g)(x)$
52. Find the difference quotient of f : $f(x) = 3x^2 - 5x$
53. Simplify: $\frac{5x^4(2x + 7)^4 - 8x^5(2x + 7)^3}{(2x + 7)^8}$

'Are You Prepared?' Answers

1. $\{x|x > -3\}$ or $(-3, \infty)$ 2. $-2 < x \leq 7$

Chapter Review

Things to Know

Linear function (p. 125)

$$f(x) = mx + b$$

Average rate of change of $f = m$

The graph of f is a line with slope m and y -intercept b .

Quadratic function (pp. 143–147)

$$f(x) = ax^2 + bx + c, a \neq 0$$

The graph of f is a parabola that is concave up if $a > 0$ and is concave down if $a < 0$.



$$\text{Vertex: } \left(-\frac{b}{2a}, f\left(-\frac{b}{2a}\right)\right)$$

$$\text{Axis of symmetry: } x = -\frac{b}{2a}$$

$$y\text{-intercept: } f(0) = c$$

x -intercept(s): If any, found by finding the real solutions of the equation $ax^2 + bx + c = 0$

Objectives

Section	You should be able to...	Examples	Review Exercises
3.1	1 Graph linear functions (p. 125)	1	1(a)–3(a), 1(c)–3(c)
	2 Use average rate of change to identify linear functions (p. 125)	2	1(b)–3(b), 4, 5
	3 Determine whether a linear function is increasing, decreasing, or constant (p. 128)	3	1(d)–3(d)
	4 Build linear models from verbal descriptions (p. 129)	4, 5	21
3.2	1 Draw and interpret scatter plots (p. 135)	1	29(a), 30(a)
	2 Distinguish between linear and nonlinear relations (p. 136)	2, 3	29(b), 30(a)
	 3 Use a graphing utility to find the line of best fit (p. 138)	4	29(c)
3.3	1 Graph a quadratic function using transformations (p. 144)	1	6–8
	2 Identify the vertex and axis of symmetry of a parabola (p. 146)	2	9–13
	3 Graph a quadratic function using its vertex, axis, and intercepts (p. 147)	3–5	9–13
	4 Find a quadratic function given its vertex and one other point (p. 150)	6	19, 20
	5 Find the maximum or minimum value of a quadratic function (p. 150)	7–8	14–16, 22–27
3.4	1 Build quadratic models from verbal descriptions (p. 157)	1–3	22–28
	 2 Build quadratic models from data (p. 160)	4	30
3.5	1 Solve inequalities involving a quadratic function (p. 165)	1–3	17, 18

Review Exercises

In Problems 1–3:

- (a) Find the slope and y -intercept of each linear function.
 (b) What is the average rate of change of each function?
 (c) Graph each function. Label the intercepts.
 (d) Determine whether the function is increasing, decreasing, or constant.

1. $f(x) = 2x - 5$

2. $h(x) = \frac{4}{5}x - 6$

3. $G(x) = 4$

In Problems 4 and 5, determine whether the function is linear or nonlinear. If the function is linear, state its slope.

4.

x	y = f(x)
-1	-2
0	3
1	8
2	13
3	18

5.

x	y = g(x)
-1	-3
0	4
1	7
2	6
3	1

In Problems 6–8, graph each quadratic function using transformations (shifting, compressing, stretching, and/or reflecting).

6. $f(x) = (x + 1)^2 - 4$

7. $f(x) = -(x - 4)^2$

8. $f(x) = -3(x + 2)^2 + 1$

In Problems 9–13, (a) graph each quadratic function by determining whether its graph is concave up or is concave down and by finding its vertex, axis of symmetry, y -intercept, and x -intercepts, if any. (b) Determine the domain and the range of the function. (c) Determine where the function is increasing and where it is decreasing.

9. $f(x) = (x - 2)^2 + 2$

10. $f(x) = \frac{1}{4}x^2 - 16$

11. $f(x) = -4x^2 + 4x$

12. $f(x) = \frac{9}{2}x^2 + 3x + 1$

13. $f(x) = 3x^2 + 4x - 1$

In Problems 14–16, determine whether the given quadratic function has a maximum value or a minimum value, and then find the value.

14. $f(x) = 3x^2 - 6x + 4$

15. $f(x) = -x^2 + 8x - 4$

16. $f(x) = -3x^2 + 12x + 4$

In Problems 17 and 18, solve each quadratic inequality.

17. $x^2 + 6x - 16 < 0$

18. $3x^2 \geq 14x + 5$

In Problems 19 and 20, find the quadratic function for which:

19. Vertex is $(2, -4)$; y -intercept is -16 20. Vertex is $(-1, 2)$; contains the point $(1, 6)$

21. Sales Commissions Bill was just offered a sales position for a computer company. His salary would be \$25,000 per year plus 1% of his total annual sales.

- Find a linear function that relates Bill's annual salary, S , to his total annual sales, x .
- If Bill's total annual sales were \$1,000,000, what would be Bill's salary?
- What would Bill have to sell to earn \$100,000?
- Determine the sales required of Bill for his salary to exceed \$150,000.

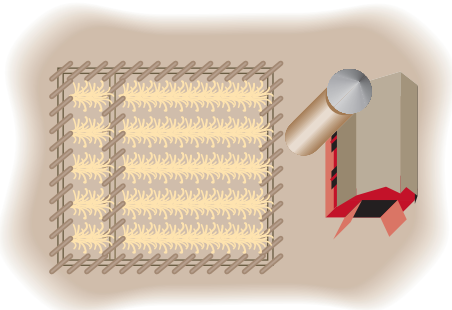
22. Demand Equation The price p (in dollars) and the quantity x sold of a certain product satisfy the demand equation

$$x = 1500 - 10p$$


- Find a model that expresses the revenue R as a function of the price p .
- What is the domain of R ? Assume R is nonnegative.
- What unit price should be used to maximize revenue?
- If this price is charged, what is the maximum revenue?
- How many units are sold at this price?
- What price should be charged to collect at least \$56,000 in revenue?

23. Landscaping A landscape engineer has 200 feet of border to enclose a rectangular pond. What dimensions will result in the largest pond?

24. Enclosing the Most Area with a Fence A farmer with 10,000 meters of fencing wants to enclose a rectangular field and then divide it into two plots with a fence parallel to one of the sides. See the figure. What is the largest area that can be enclosed?



25. Architecture A special window in the shape of a rectangle with semicircles at each end is to be constructed so that the outside perimeter is 100 feet. See the illustration. Find the dimensions of the rectangle that maximizes the area of the rectangle.



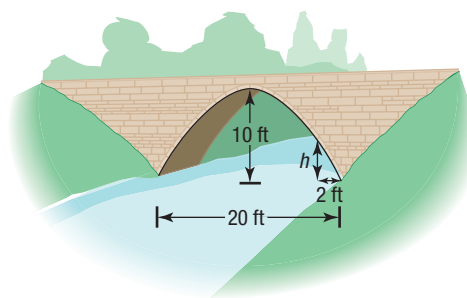
26. Minimizing Marginal Cost Callaway Golf Company has determined that the marginal cost C of manufacturing x Big Bertha golf clubs may be expressed by the quadratic function

$$C(x) = 4.9x^2 - 617.4x + 19,600$$

- How many clubs should be manufactured to minimize the marginal cost?
- At this level of production, what is the marginal cost?


27. Maximizing Area A rectangle has one vertex on the line $y = 10 - x$, $x > 0$, another at the origin, one on the positive x -axis, and one on the positive y -axis. Express the area A of the rectangle as a function of x . Find the largest area A that can be enclosed by the rectangle.

28. Parabolic Arch Bridge A horizontal bridge is in the shape of a parabolic arch. Given the information shown in the figure, what is the height h of the arch 2 feet from shore?



29. Bone Length Research performed at NASA, led by Dr. Emily R. Morey-Holton, measured the lengths of the right humerus and right tibia in 11 rats that were sent to space on Spacelab Life Sciences 2. The data shown on the next page were collected.


- Draw a scatter plot of the data, treating length of the right humerus as the independent variable.

- (b) Based on the scatter plot, do you think that there is a linear relation between the length of the right humerus and the length of the right tibia?
-  (c) Use a graphing utility to find the line of best fit relating length of the right humerus and length of the right tibia.
- (d) Predict the length of the right tibia on a rat whose right humerus is 26.5 millimeters (mm).




Right Humerus (mm), x	Right Tibia (mm), y
24.80	36.05
24.59	35.57
24.59	35.57
24.29	34.58
23.81	34.20
24.87	34.73
25.90	37.38
26.11	37.96
26.63	37.46
26.31	37.75
26.84	38.50

Source: NASA Life Sciences Data Archive

-  **30. Advertising** A small manufacturing firm collected the following data on advertising expenditures A (in thousands of dollars) and total revenue R (in thousands of dollars).



Advertising Expenditures (\$1000s)	Total Revenue (\$1000s)
20	6101
22	6222
25	6350
25	6378
27	6453
28	6423
29	6360
31	6231

- (a) Draw a scatter plot of the data. Comment on the type of relation that may exist between the two variables.
- (b) The quadratic function of best fit to these data is
- $$R(A) = -7.76A^2 + 411.88A + 942.72$$
- Use this function to determine the optimal level of advertising.
- (c) Use the function to predict the total revenue when the optimal level of advertising is spent.
-  (d) Use a graphing utility to verify that the function given in part (b) is the quadratic function of best fit.
- (e) Use a graphing utility to draw a scatter plot of the data, and then graph the quadratic function of best fit on the scatter plot.

Chapter Test

CHAPTER Test Prep VIDEOS

The Chapter Test Prep Videos include step-by-step solutions to all chapter test exercises. These videos are available in MyLab™ Math, or on this text's YouTube Channel. Refer to the Preface for a link to the YouTube channel.

- For the linear function $f(x) = -4x + 3$:
 - Find the slope and y -intercept.
 - What is the average rate of change of f ?
 - Determine whether f is increasing, decreasing, or constant.
 - Graph f .

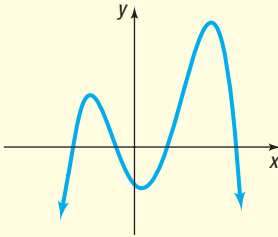
In Problems 2 and 3, find the intercepts, if any, of each quadratic function.

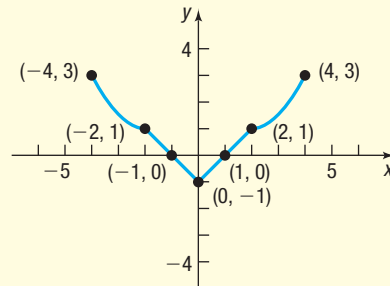
- $f(x) = 3x^2 - 2x - 8$ 3. $G(x) = -2x^2 + 4x + 1$
- Suppose $f(x) = x^2 + 3x$ and $g(x) = 5x + 3$.
 - Solve $f(x) = g(x)$.
 - Graph each function and label the points of intersection.
 - Solve the inequality $f(x) < g(x)$ and graph the solution set.
- Graph $f(x) = (x - 3)^2 - 2$ using transformations.
- Consider the quadratic function $f(x) = 3x^2 - 12x + 4$.
 - Is the graph concave up or concave down?
 - Find the vertex.
 - Find the axis of symmetry.
 - Find the intercepts.
 - Use the information from parts (a)–(d) to graph f .

- Determine whether $f(x) = -2x^2 + 12x + 3$ has a maximum or a minimum. Then find the maximum or minimum value.
- Solve $x^2 - 10x + 24 \geq 0$.
- RV Rental** The weekly rental cost of a 20-foot recreational vehicle is \$129.50 plus \$0.15 per mile.
 - Find a linear function that expresses the cost C as a function of miles driven m .
 - What is the rental cost if 860 miles are driven?
 - How many miles were driven if the rental cost is \$213.80?
- Maximizing Revenue** The price p (in dollars) and the quantity x sold of a certain product satisfy the demand equation

$$x = -10p + 10,000$$
 - Find a model that expresses the revenue R as a function of p .
 - What is the domain of R ? Assume R is nonnegative.
 - What price p maximizes the revenue?
 - What is the maximum revenue?
 - How many units are sold at this price?
 - What price should the company charge to earn at least \$1,600,000 in revenue?

Cumulative Review

- Find the distance between the points $P = (-1, 3)$ and $Q = (4, -2)$. Find the midpoint of the line segment from P to Q .
- Which points are on the graph of $y = x^3 - 3x + 1$?
(a) $(-2, -1)$ (b) $(2, 3)$ (c) $(3, 1)$
- Solve the inequality $5x + 3 \geq 0$ and graph the solution set.
- Find the equation of the line containing the points $(-1, 4)$ and $(2, -2)$. Express your answer in slope-intercept form and graph the line.
- Find the equation of the line perpendicular to the line $y = 2x + 1$ and containing the point $(3, 5)$. Express your answer in slope-intercept form and graph both lines.
- Graph the equation $x^2 + y^2 - 4x + 8y - 5 = 0$.
- Does the following relation represent a function?
 $\{(-3, 8), (1, 3), (2, 5), (3, 8)\}$.
- For the function f defined by $f(x) = x^2 - 4x + 1$, find:
(a) $f(2)$ (b) $f(x) + f(2)$
(c) $f(-x)$ (d) $-f(x)$
(e) $f(x + 2)$ (f) $\frac{f(x + h) - f(x)}{h}, h \neq 0$
- Find the domain of $h(z) = \frac{3z - 1}{6z - 7}$.
- Is the following graph the graph of a function?

- Consider the function $f(x) = \frac{x}{x + 4}$.
(a) Is the point $(1, \frac{1}{4})$ on the graph of f ?
(b) If $x = -2$, what is $f(x)$? What point is on the graph of f ?
(c) If $f(x) = 2$, what is x ? What point is on the graph of f ?
- Is the function $f(x) = \frac{x^2}{2x + 1}$ even, odd, or neither?
- Approximate the local maximum values and local minimum values of $f(x) = x^3 - 5x + 1$ on $[-4, 4]$. Determine where the function is increasing and where it is decreasing.
- If $f(x) = 3x + 5$ and $g(x) = 2x + 1$:
(a) Solve $f(x) = g(x)$.
(b) Solve $f(x) > g(x)$.
- Consider the graph below of the function f .
(a) Find the domain and the range of f .
(b) Find the intercepts.
(c) Is the graph of f symmetric with respect to the x -axis, the y -axis, or the origin?
(d) Find $f(2)$.
(e) For what value(s) of x is $f(x) = 3$?
(f) Solve $f(x) < 0$.
(g) Graph $y = f(x) + 2$.
(h) Graph $y = f(-x)$.
(i) Graph $y = 2f(x)$.
(j) Is f even, odd, or neither?
(k) Find the interval(s) on which f is increasing.



Chapter Projects



Internet-based Project

I. The Beta of a Stock You want to invest in the stock market but are not sure which stock to purchase. Information is the key to making an informed investment decision. One piece of information that many stock analysts use is the beta of the stock. Go to Wikipedia ([http://en.wikipedia.org/wiki/Beta_\(finance\)](http://en.wikipedia.org/wiki/Beta_(finance))) and research what beta measures and what it represents.

1. Approximating the beta of a stock. Choose a well-known company such as Google or Coca-Cola. Go to a website such as Yahoo! Finance (<http://finance.yahoo.com/>) and find the weekly closing price of the company's stock for the past year. Then find the closing price of the Standard & Poor's 500 (S&P500) for the same time period.

To get the historical prices in Yahoo! Finance, select Historical Data from the menu. Choose the appropriate time period. Select Weekly and Apply. Finally, select Download Data, and Open with Microsoft Excel. Repeat this for the S&P500, and copy the data into the same spreadsheet. Finally, rearrange the data in chronological order. Be sure to expand the selection to sort all the data. Now, using the adjusted close price, compute the percentage change in price for each week, using the formula

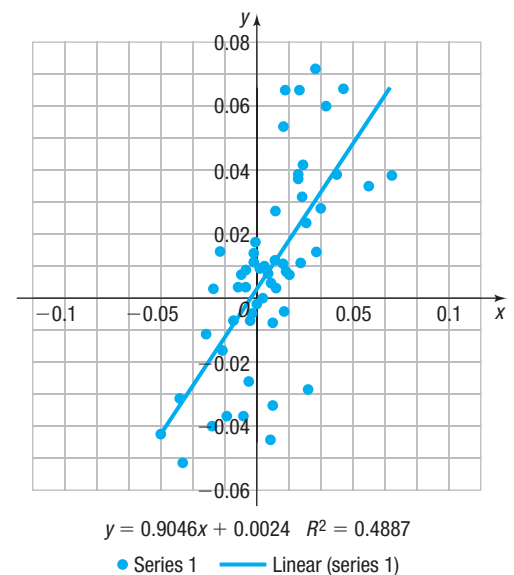
$$\% \text{ change} = \frac{P_1 - P_0}{P_0}$$

For example, if week 1 price is in cell D1 and week 2 price is in cell D2, then $\% \text{ change} = \frac{D2 - D1}{D1}$. Repeat this for the S&P500 data.

The following projects are available on the Instructor's Resource Center (IRC):

- II. Cannons** A battery commander uses the weight of a missile, its initial velocity, and the position of its gun to determine where the missile will travel.
- III. First and Second Differences** Finite differences provide a numerical method that is used to estimate the graph of an unknown function.
- IV. CBL Experiment** Computer simulation is used to study the physical properties of a bouncing ball.

- 2. Using Excel to draw a scatter plot.** Treat the percentage change in the S&P500 as the independent variable and the percentage change in the stock you chose as the dependent variable. The easiest way to draw a scatter plot in Excel is to place the two columns of data next to each other (for example, have the percentage change in the S&P500 in column F and the percentage change in the stock you chose in column G). Then highlight the data and select the Scatter Plot icon under Insert. Comment on the type of relation that appears to exist between the two variables.
- 3. Finding beta.** To find beta requires that we find the line of best fit using least-squares regression. The easiest approach is to click inside the scatter plot. Select the Chart Elements icon (+). Check the box for Trendline, select the arrow to the right, and choose More Options. Select Linear and check the box for Display Equation on chart. The line of best fit appears on the scatter plot. See below.



The line of best fit for this data is $y = 0.9046x + 0.0024$. You may click on Chart Title or either axis title and insert the appropriate names. The beta is the slope of the line of best fit, 0.9046. We interpret this by saying, "If the S&P500 increases by 1%, then this stock will increase by 0.9%, on average." Find the beta of your stock and provide an interpretation. NOTE: Another way to use Excel to find the line of best fit requires using the Data Analysis Tool Pack under add-ins.

4

Polynomial and Rational Functions



Day Length

Day length is the length of time each day from the moment the upper limb of the sun's disk appears above the horizon during sunrise to the moment when the upper limb disappears below the horizon during sunset. The length of a day depends on the day of the year as well as the latitude of the location. Latitude gives the location of a point on Earth north or south of the equator. In the Internet Project at the end of this chapter, we use information from the chapter to investigate the relation between day length and latitude for a specific day of the year.

 — See the Internet-based Chapter Project I—

Outline

- 4.1 Polynomial Functions
- 4.2 Graphing Polynomial Functions; Models
- 4.3 Properties of Rational Functions
- 4.4 The Graph of a Rational Function
- 4.5 Polynomial and Rational Inequalities
- 4.6 The Real Zeros of a Polynomial Function
- 4.7 Complex Zeros; Fundamental Theorem of Algebra
- Chapter Review
- Chapter Test
- Cumulative Review
- Chapter Projects

← A Look Back

In Chapter 2, we began our discussion of functions. We defined domain, range, and independent and dependent variables, found the value of a function, and graphed functions. We continued our study of functions by listing properties of functions, such as being even or odd, and created a library of functions, naming and graphing key functions and listing their properties.

In Chapter 3, we discussed linear functions and quadratic functions, which belong to the class of *polynomial functions*.

A Look Ahead →

In this chapter, we look at two general classes of functions, polynomial functions and rational functions, and examine their properties. Polynomial functions are arguably the simplest functions in algebra. They are often used to approximate other, more complicated functions. Rational functions are ratios of polynomial functions.

4.1 Polynomial Functions

PREPARING FOR THIS SECTION Before getting started, review the following:

- Polynomials (Section A.3, pp. A22–A29)
- Obtain Information from or about the Graph of a Function (Section 2.2, pp. 64–67)
- Graphing Techniques: Transformations (Section 2.5, pp. 98–107)
- Intercepts (Section 1.2, pp. 12–13)
- Library of Functions (Section 2.4, pp. 86–90)

 **Now Work** the 'Are You Prepared?' problems on page 187.

- OBJECTIVES**
- 1 Identify Polynomial Functions and Their Degree (p. 175)
 - 2 Graph Polynomial Functions Using Transformations (p. 179)
 - 3 Identify the Real Zeros of a Polynomial Function and Their Multiplicity (p. 180)

1 Identify Polynomial Functions and Their Degree

In Chapter 3, we studied the linear function $f(x) = mx + b$, which can be written as

$$f(x) = a_1x + a_0$$

and the quadratic function $f(x) = ax^2 + bx + c$, $a \neq 0$, which can be written as

$$f(x) = a_2x^2 + a_1x + a_0 \quad a_2 \neq 0$$

Both of these functions are examples of a *polynomial function*.

DEFINITION Polynomial Function

A **polynomial function** in one variable is a function of the form

$$f(x) = a_nx^n + a_{n-1}x^{n-1} + \cdots + a_1x + a_0 \quad (1)$$

where $a_n, a_{n-1}, \dots, a_1, a_0$ are constants, called the **coefficients** of the polynomial, $n \geq 0$ is an integer, and x is a variable. If $a_n \neq 0$, it is called the **leading coefficient**, and n is the **degree** of the polynomial.

The domain of a polynomial function is the set of all real numbers.

In Words

A polynomial function is a sum of monomials.

The monomials that make up a polynomial function are called its **terms**. If $a_n \neq 0$, a_nx^n is called the **leading term**; a_0 is called the **constant term**. If all of the coefficients are 0, the polynomial is called the **zero polynomial**, which has no degree.

Polynomial functions are usually written in **standard form**, beginning with the nonzero term of highest degree and continuing with terms in descending order according to degree. If a power of x is missing, it is because its coefficient is zero.

Polynomial functions are among the simplest in algebra. They are easy to evaluate: only addition and repeated multiplication are required. Because of this, they are often used to approximate other, more complicated functions. In this section, we investigate properties of this important class of functions.

EXAMPLE 1

Identifying Polynomial Functions

Determine which of the following are polynomial functions. For those that are, state the degree; for those that are not, state why not. Write each polynomial function in standard form, and then identify the leading term and the constant term.

(a) $p(x) = 5x^3 - \frac{1}{4}x^2 - 9$ (b) $f(x) = x + 2 - 3x^4$ (c) $g(x) = \sqrt{x}$

(d) $h(x) = \frac{x^2 - 2}{x^3 - 1}$ (e) $G(x) = 8$ (f) $H(x) = -2x^3(x - 1)^2$

- Solution**
- (a) p is a polynomial function of degree 3, and it is in standard form. The leading term is $5x^3$, and the constant term is -9 .
 - (b) f is a polynomial function of degree 4. Its standard form is $f(x) = -3x^4 + x + 2$. The leading term is $-3x^4$, and the constant term is 2.
 - (c) g is not a polynomial function because $g(x) = \sqrt{x} = x^{\frac{1}{2}}$, so the variable x is raised to the $\frac{1}{2}$ power, which is not a nonnegative integer.
 - (d) h is not a polynomial function. It is the ratio of two distinct polynomials, and the polynomial in the denominator is of positive degree.
 - (e) G is a nonzero constant polynomial function, so it is of degree 0. The polynomial is in standard form. The leading term and constant term are both 8.
 - (f) $H(x) = -2x^3(x - 1)^2 = -2x^3(x^2 - 2x + 1) = -2x^5 + 4x^4 - 2x^3$. So, H is a polynomial function of degree 5. The leading term is $-2x^5$. Since no constant term is shown, the constant term is 0.

Do you see a way to find the degree of H , in part (f), without multiplying it out?

 **Now Work** PROBLEMS 15 AND 19

We have discussed in detail polynomial functions of degrees 0, 1, and 2. See Table 1 for a summary of properties of the graphs of these polynomial functions.

Table 1

Degree	Form	Name	Graph
No degree	$f(x) = 0$	Zero function	The x -axis
0	$f(x) = a_0, a_0 \neq 0$	Constant function	Horizontal line with y -intercept a_0
1	$f(x) = a_1x + a_0, a_1 \neq 0$	Linear function	Nonvertical, nonhorizontal line with slope a_1 and y -intercept a_0
2	$f(x) = a_2x^2 + a_1x + a_0, a_2 \neq 0$	Quadratic function	Parabola: graph is concave up if $a_2 > 0$; graph is concave down if $a_2 < 0$



If you take a course in calculus, you will learn that the graph of every polynomial function is both smooth and continuous. By **smooth**, we mean that the graph contains no sharp corners or cusps; by **continuous**, we mean that the graph has no gaps or holes and can be drawn without lifting your pencil from the paper. See Figures 1(a) and (b).

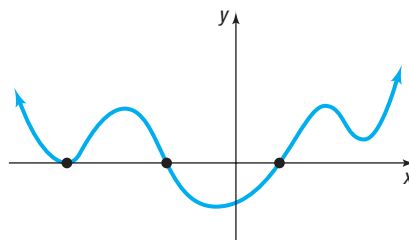
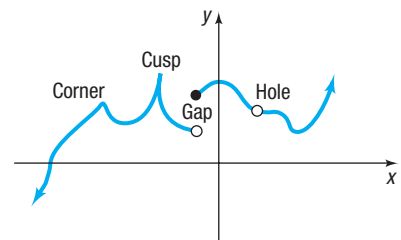


Figure 1 (a) Graph of a polynomial function: smooth, continuous



(b) Cannot be the graph of a polynomial function

Power Functions

Polynomial functions of degree $n, n > 0$, that have only one term are called *power functions*.

DEFINITION Power Function

A **power function of degree n** is a monomial function of the form

$$f(x) = ax^n \quad (2)$$

where a is a real number, $a \neq 0$, and $n > 0$ is an integer.

In Words

A power function is defined by a single monomial.

Examples of power functions are

$$\begin{array}{cccc}
 f(x) = 3x & f(x) = -5x^2 & f(x) = 8x^3 & f(x) = -\frac{1}{2}x^4 \\
 \text{degree 1} & \text{degree 2} & \text{degree 3} & \text{degree 4}
 \end{array}$$

The graph of a power function of degree 1, $f(x) = ax$, is a line with slope a that passes through the origin. The graph of a power function of degree 2, $f(x) = ax^2$, is a parabola with vertex at the origin. The parabola is concave up if $a > 0$ and is concave down if $a < 0$.

If we know how to graph a power function of the form $f(x) = x^n$, a compression, a stretch, or, perhaps, a reflection about the x -axis gives us the graph of $g(x) = ax^n$. Consequently, we concentrate on graphing power functions of the form $f(x) = x^n$.

We begin with power functions of even degree of the form $f(x) = x^n$, $n \geq 2$ and n even. The domain of f is the set of all real numbers, and the range is the set of nonnegative real numbers. Such a power function is an even function. (Do you see why?) Its graph is symmetric with respect to the y -axis. The graph of a power function $f(x) = x^n$, n even, always contains the origin $(0, 0)$ and the points $(-1, 1)$ and $(1, 1)$.

If $n = 2$, the graph is the familiar parabola $y = x^2$ that is concave up, with vertex at the origin. If $n \geq 4$, the graph of $f(x) = x^n$, n even, will be closer to the x -axis than the parabola $y = x^2$ if $-1 < x < 1$, $x \neq 0$, and farther from the x -axis than the parabola $y = x^2$ if $x < -1$ or if $x > 1$. Figure 2(a) illustrates this conclusion. Figure 2(b) shows the graphs of $y = x^4$ and $y = x^8$ for further comparison.

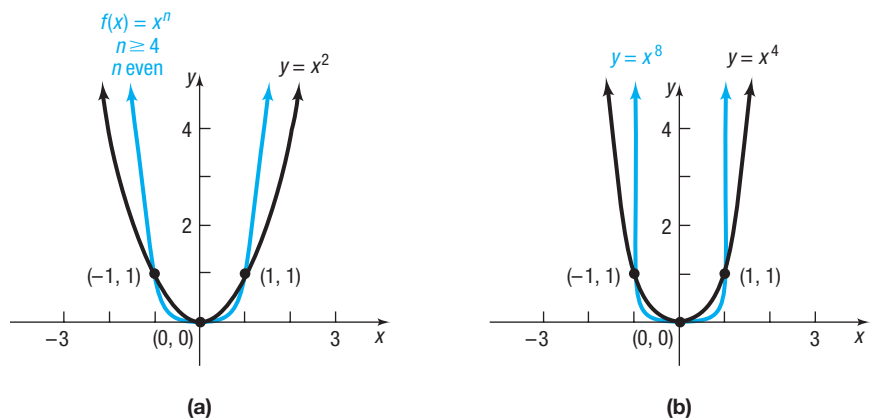


Figure 2

RECALL Infinity, ∞ , is not a real number, but a symbol used to indicate unboundedness in the positive direction. Similarly, $-\infty$ is a symbol used to indicate unboundedness in the negative direction.

Figure 2 shows that as n increases, the graph of $f(x) = x^n$, $n \geq 2$ and n even, tends to flatten out near the origin and is steeper when x is far from 0. For large n , it may appear that the graph coincides with the x -axis near the origin, but it does not; the graph actually touches the x -axis only at the origin. Also, for large n , it may appear that for $x < -1$ or for $x > 1$ the graph is vertical, but it is not; it is only increasing very rapidly in these intervals. If the graphs were enlarged many times, these distinctions would be clear.


Figure 2 also shows that as x becomes unbounded in the negative direction, $x \rightarrow -\infty$, or as x becomes unbounded in the positive direction, $x \rightarrow \infty$, the power function $f(x) = x^n$, n even, becomes unbounded in the positive direction, $f(x) \rightarrow \infty$. See Table 2.

Table 2

	$x = -10,000$	$x = -100,000$	$x \rightarrow -\infty$	$x = 10,000$	$x = 100,000$	$x \rightarrow \infty$
$f(x) = x^2$	10^8	10^{10}	∞	10^8	10^{10}	∞
$f(x) = x^4$	10^{16}	10^{20}	∞	10^{16}	10^{20}	∞
$f(x) = x^6$	10^{24}	10^{30}	∞	10^{24}	10^{30}	∞

We define the behavior of the graph of a function for large values of x , either positive or negative, as its **end behavior**.

Seeing the Concept

 Graph $Y_1 = x^4$, $Y_2 = x^8$, and $Y_3 = x^{12}$ using the viewing rectangle $-2 \leq x \leq 2$, $-4 \leq y \leq 16$. Then graph each again using the viewing rectangle $-1 \leq x \leq 1$, $0 \leq y \leq 1$. See Figure 3. TRACE along one of the graphs to confirm that for x close to 0 the graph is above the x -axis and that for $x > 0$ the graph is increasing.

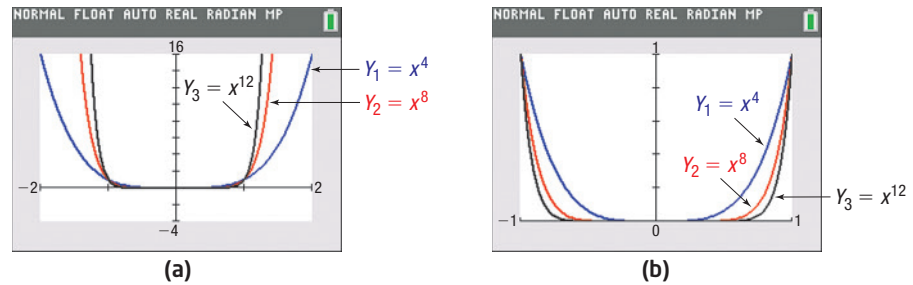


Figure 3

Properties of Power Functions, $f(x) = x^n$, n Is a Positive Even Integer

- f is an even function, so its graph is symmetric with respect to the y -axis.
- The domain is the set of all real numbers. The range is the set of nonnegative real numbers.
- The graph always contains the points $(-1, 1)$, $(0, 0)$, and $(1, 1)$.
- As the exponent n increases in magnitude, the graph is steeper when $x < -1$ or $x > 1$; but for x near the origin, the graph tends to flatten out and lie closer to the x -axis.
- End behavior:
 - As $x \rightarrow -\infty$, $f(x) = x^n \rightarrow \infty$.
 - As $x \rightarrow \infty$, $f(x) = x^n \rightarrow \infty$.

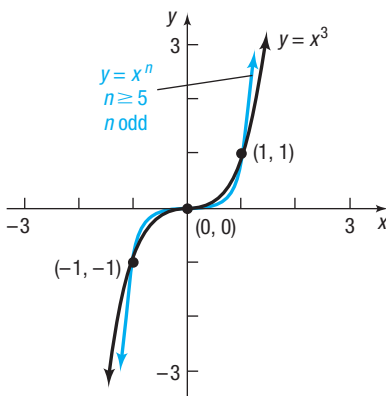


Figure 4

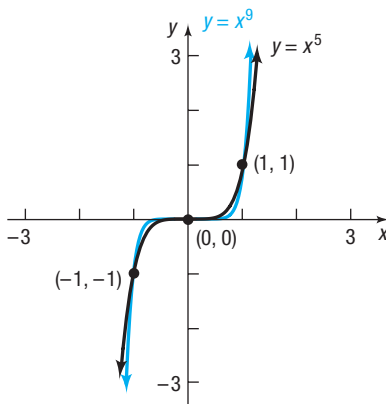


Figure 5


Now consider the power functions $f(x) = x^n$, $n \geq 3$, and n odd. The domain and the range of f are the set of real numbers. Such a power function is an odd function. (Do you see why?) Its graph is symmetric with respect to the origin. The graph of a power function $f(x) = x^n$, n odd, always contains the origin $(0, 0)$ and the points $(-1, -1)$ and $(1, 1)$.

The power function $f(x) = x^3$ is the cube function. Its graph is shown in Figure 4. If $n \geq 5$, the graph of $f(x) = x^n$, n odd, will be closer to the x -axis than that of $y = x^3$ if $-1 < x < 1$ and farther from the x -axis than that of $y = x^3$ if $x < -1$ or if $x > 1$. Figure 4 illustrates this fact. Figure 5 shows the graphs of $y = x^5$ and $y = x^9$ for further comparison.

It appears that each graph in Figure 5 coincides with the x -axis near the origin, but it does not. Each graph actually crosses the x -axis at the origin. Also, it appears that as x increases, the graphs become vertical, but they do not; each graph is just increasing very rapidly.

Figures 4 and 5 show the end behavior of the power function $f(x) = x^n$, n odd. As x becomes unbounded in the negative direction, $x \rightarrow -\infty$, the power function becomes unbounded in the negative direction, that is $f(x) \rightarrow -\infty$. But, as x becomes unbounded in the positive direction, $x \rightarrow \infty$, the power function becomes unbounded in the positive direction, that is, $f(x) \rightarrow \infty$.

Seeing the Concept

 Graph $Y_1 = x^3$, $Y_2 = x^7$, and $Y_3 = x^{11}$ using the viewing rectangle $-2 \leq x \leq 2$, $-16 \leq y \leq 16$. Then graph each again using the viewing rectangle $-1 \leq x \leq 1$, $-1 \leq y \leq 1$. See Figure 6. TRACE along one of the graphs to confirm that the graph is increasing and crosses the x -axis at the origin.

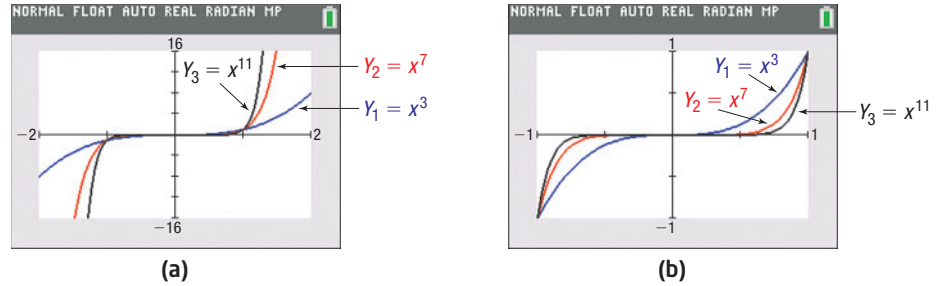


Figure 6

To summarize:

Properties of Power Functions, $f(x) = x^n$, n Is a Positive Odd Integer

- f is an odd function, so its graph is symmetric with respect to the origin.
- The domain and the range are the set of all real numbers.
- The graph always contains the points $(-1, -1)$, $(0, 0)$, and $(1, 1)$.
- As the exponent n increases in magnitude, the graph is steeper when $x < -1$ or $x > 1$; but for x near the origin, the graph tends to flatten out and lie closer to the x -axis.
- End behavior:
 - As $x \rightarrow -\infty$, $f(x) = x^n \rightarrow -\infty$.
 - As $x \rightarrow \infty$, $f(x) = x^n \rightarrow \infty$.

2 Graph Polynomial Functions Using Transformations

The methods of shifting, compression, stretching, and reflection studied in Section 2.5, when used with the facts just presented, enable us to graph polynomial functions that are transformations of power functions.

EXAMPLE 2

Graphing a Polynomial Function Using Transformations

Graph: $f(x) = 1 - x^5$

Solution

It is helpful to rewrite f as $f(x) = -x^5 + 1$. Figure 7 shows the required steps.

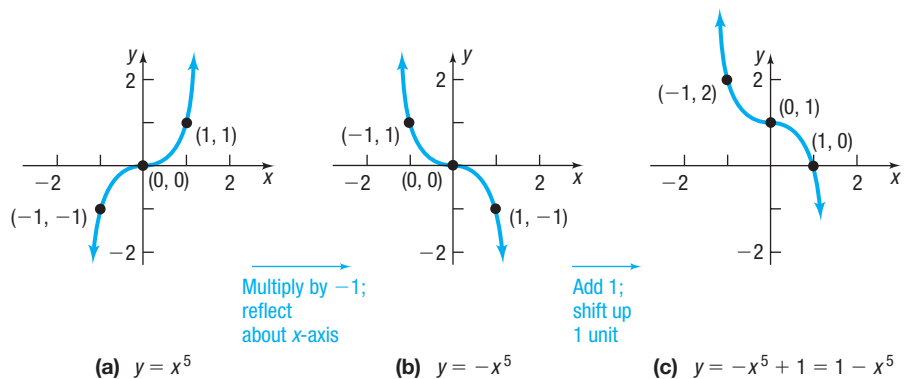


Figure 7

(a) $y = x^5$

(b) $y = -x^5$

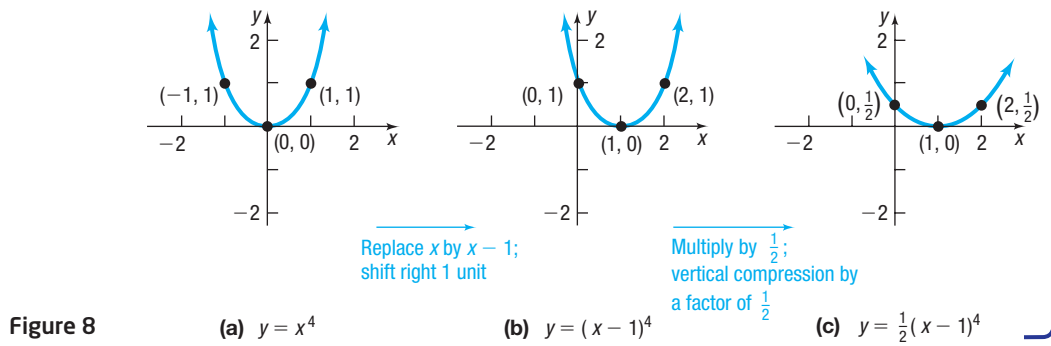
(c) $y = -x^5 + 1 = 1 - x^5$

EXAMPLE 3

Graphing a Polynomial Function Using Transformations

Graph: $f(x) = \frac{1}{2}(x - 1)^4$

Solution Figure 8 shows the required steps.



Now Work PROBLEMS 27 AND 33

3 Identify the Real Zeros of a Polynomial Function and Their Multiplicity

Figure 9 shows the graph of a polynomial function with four x -intercepts. Notice that at the x -intercepts, the graph must either cross the x -axis or touch the x -axis. Consequently, between consecutive x -intercepts the graph is either above the x -axis or below the x -axis.

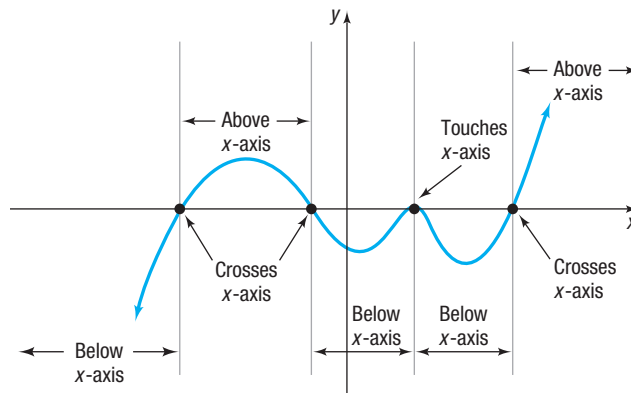


Figure 9 Graph of a polynomial function

If a polynomial function f is factored completely, it is easy to locate the x -intercepts of the graph by solving the equation $f(x) = 0$ using the Zero-Product Property. For example, if $f(x) = (x - 1)^2(x + 3)$, then the solutions of the equation

$$f(x) = (x - 1)^2(x + 3) = 0$$

are 1 and -3 . That is, $f(1) = 0$ and $f(-3) = 0$.

DEFINITION Real Zero

If f is a function and r is a real number for which $f(r) = 0$, then r is called a **real zero** of f .

As a consequence of this definition, the following statements are equivalent.

- r is a real zero of a polynomial function f .
- r is an x -intercept of the graph of f .
- $x - r$ is a factor of f .
- r is a real solution to the equation $f(x) = 0$.

So the real zeros of a polynomial function are the x -intercepts of its graph, and they are found by solving the equation $f(x) = 0$.

EXAMPLE 4

Finding a Polynomial Function from Its Real Zeros

(a) Find a polynomial function of degree 3 whose real zeros are -3 , 2 , and 5 .



(b) Use a graphing utility to graph the polynomial found in part (a) to verify your result.

Solution

(a) If r is a real zero of a polynomial function f , then $x - r$ is a factor of f . This means that $x - (-3) = x + 3$, $x - 2$, and $x - 5$ are factors of f . As a result, any polynomial function of the form

$$f(x) = a(x + 3)(x - 2)(x - 5)$$

where a is a nonzero real number, qualifies. The value of a causes a stretch, compression, or reflection, but it does not affect the x -intercepts of the graph. Do you know why?



(b) We choose to graph f with $a = 1$. Then

$$f(x) = (x + 3)(x - 2)(x - 5)$$

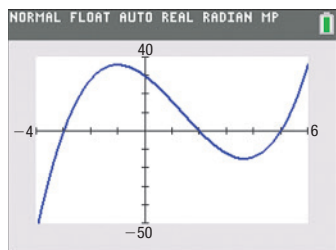


Figure 10

$$f(x) = (x + 3)(x - 2)(x - 5)$$

Figure 10 shows the graph of f . Notice that the x -intercepts are -3 , 2 , and 5 .

Seeing the Concept



Graph the function found in Example 4 for $a = 2$ and $a = -1$. Does the value of a affect the real zeros of f ? How does the value of a affect the graph of f ?

Now Work PROBLEM 41

If, when f is factored, the factor $x - r$ occurs more than once, r is called a **repeated**, or **multiple, real zero of f** . More precisely, we have the following definition.

DEFINITION Real Zero of Multiplicity m

If $(x - r)^m$ is a factor of a polynomial f and $(x - r)^{m+1}$ is not a factor of f , then r is called a **real zero of multiplicity m of f** .*

EXAMPLE 5

Identifying Real Zeros and Their Multiplicities

For the polynomial

$$f(x) = 5x^2(x + 2)\left(x - \frac{1}{2}\right)^4$$

In Words

The multiplicity of a real zero is the number of times its corresponding factor occurs.

- 0 is a real zero of multiplicity 2 because the exponent on the factor x is 2 .
- -2 is a real zero of multiplicity 1 because the exponent on the factor $x + 2$ is 1 .
- $\frac{1}{2}$ is a real zero of multiplicity 4 because the exponent on the factor $x - \frac{1}{2}$ is 4 .

Now Work PROBLEM 59 (a)

Suppose that it is possible to completely factor a polynomial function and, as a result, locate all the x -intercepts of its graph (the real zeros of the function). These x -intercepts then divide the x -axis into open intervals and, on each interval, the graph of the polynomial is either above or below the x -axis over the entire interval. Let's look at an example.

*Some texts use the terms **multiple root** and **root of multiplicity m** .

EXAMPLE 6

Graphing a Polynomial Function Using Its x -Intercepts

Consider the polynomial function: $f(x) = (x + 1)^2(x - 2)$

- Find the x - and y -intercepts of the graph of f .
- Use the x -intercepts to find the intervals on which the graph of f is above the x -axis and the intervals on which the graph of f is below the x -axis.
- Locate other points on the graph, and connect the points with a smooth, continuous curve.

Solution

- The y -intercept is $f(0) = (0 + 1)^2(0 - 2) = -2$.
The x -intercepts satisfy the equation

$$f(x) = (x + 1)^2(x - 2) = 0$$

from which we find

$$\begin{aligned}(x + 1)^2 = 0 & \quad \text{or} \quad x - 2 = 0 \\ x = -1 & \quad \text{or} \quad x = 2\end{aligned}$$

The x -intercepts are -1 and 2 .

- The two x -intercepts divide the x -axis into three intervals:

$$(-\infty, -1) \quad (-1, 2) \quad (2, \infty)$$

Since the graph of f crosses or touches the x -axis only at $x = -1$ and $x = 2$, it follows that the graph of f is either above the x -axis [$f(x) > 0$] or below the x -axis [$f(x) < 0$] on each of these three intervals. To see where the graph lies, we need only pick a number in each interval, evaluate f at the number, and see whether the value is positive (above the x -axis) or negative (below the x -axis). See Table 3.

- In constructing Table 3, we obtained three additional points on the graph: $(-2, -4)$, $(1, -4)$ and $(3, 16)$. Figure 11 shows these points, the intercepts, and a smooth, continuous curve (the graph of f) connecting them.

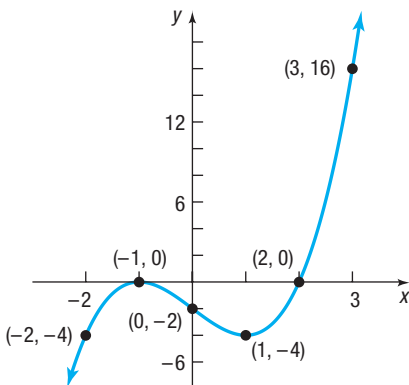


Figure 11 $f(x) = (x + 1)^2(x - 2)$

Table 3

	$\xrightarrow{\hspace{1.5cm}} \begin{array}{c} -1 \qquad \qquad 2 \\ \bullet \qquad \qquad \bullet \end{array} x$		
Interval	$(-\infty, -1)$	$(-1, 2)$	$(2, \infty)$
Number chosen	-2	1	3
Value of f	$f(-2) = -4$	$f(1) = -4$	$f(3) = 16$
Location of graph	Below x -axis	Below x -axis	Above x -axis
Point on graph	$(-2, -4)$	$(1, -4)$	$(3, 16)$

Look again at Table 3. Since the graph of $f(x) = (x + 1)^2(x - 2)$ is below the x -axis on both sides of -1 , the graph of f *touches* the x -axis at $x = -1$, a *real zero of multiplicity 2*. Since the graph of f is below the x -axis for $x < 2$ and above the x -axis for $x > 2$, the graph of f *crosses* the x -axis at $x = 2$, a *real zero of multiplicity 1*.

SUMMARY

If r Is a Real Zero of Even Multiplicity

- Numerically: The sign of $f(x)$ does not change from one side to the other side of r .
- Graphically: The graph of f **touches** the x -axis at r .

If r Is a Real Zero of Odd Multiplicity

- Numerically: The sign of $f(x)$ changes from one side to the other side of r .
- Graphically: The graph of f **crosses** the x -axis at r .

Turning Points

Need To Review?

Local maximum and local minimum are discussed in Section 2.3, pp. 76–77.

Look again at Figure 11. We cannot be sure how low the graph actually goes between $x = -1$ and $x = 2$. But we do know that somewhere in the interval $(-1, 2)$ the graph of f must change direction (from decreasing to increasing). The points at which a graph of a function changes direction are called **turning points**.* Each turning point results in either a **local maximum** or a **local minimum** of f . The following theorem from calculus tells us the maximum number of turning points that the graph of a polynomial function can have.

THEOREM Turning Points

- If f is a polynomial function of degree n , then the graph of f has at most $n - 1$ turning points.
- If the graph of a polynomial function f has $n - 1$ turning points, then the degree of f is at least n .

Based on the first bullet of the theorem, a polynomial function of degree 5 will have at most $5 - 1 = 4$ turning points. Based on the second bullet of the theorem, if the graph of a polynomial function has three turning points, then the degree of the function must be at least 4.

Exploration



A graphing utility can be used to locate the turning points of a graph. Graph $Y_1 = (x + 1)^2(x - 2)$. Use MINIMUM to find the location of the turning point for $0 \leq x \leq 2$. See Figure 12.

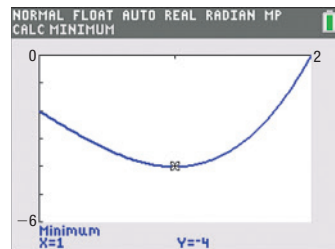


Figure 12 $Y_1 = (x + 1)^2(x - 2)$

Now Work PROBLEM 59 (c)

EXAMPLE 7

Identifying the Graph of a Polynomial Function

Which graphs in Figure 13 could be the graph of a polynomial function? For those that could, list the real zeros and state the least degree the polynomial can have. For those that could not, say why not.

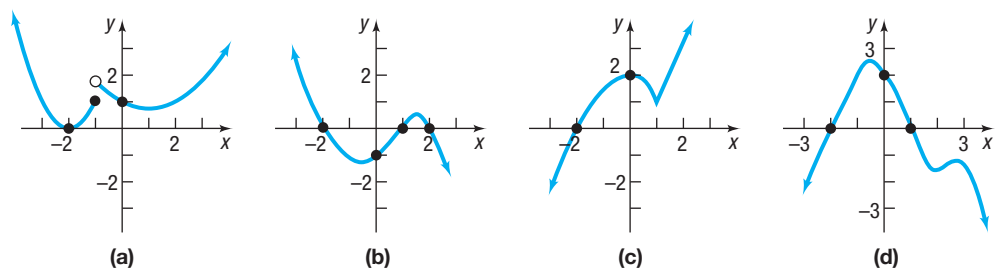



Figure 13

*Graphing utilities can be used to approximate turning points. For most polynomials, calculus is needed to find the exact turning points.

- Solution**
- (a) The graph in Figure 13(a) cannot be the graph of a polynomial function because there is a gap at $x = -1$. The graph of a polynomial function is always continuous—no gaps or holes. (Refer back to Figure 1.)
- (b) The graph in Figure 13(b) could be the graph of a polynomial function because the graph is smooth and continuous. It has three real zeros: -2 , 1 , and 2 . Since the graph has two turning points, the degree of the polynomial function must be at least 3.
- (c) The graph in Figure 13(c) cannot be the graph of a polynomial function because it has a corner at $x = 1$. The graph of a polynomial function is smooth.
- (d) The graph in Figure 13(d) could be the graph of a polynomial function. It has two real zeros: -2 and 1 . Since the graph has three turning points, the degree of the polynomial function is at least 4.

 **Now Work** PROBLEM 71

End Behavior

 Take one last look at Figure 11. For large values of x , either positive or negative, the graph of $f(x) = (x + 1)^2(x - 2)$ resembles the graph of $y = x^3$. To see why, write f in the form

$$f(x) = (x + 1)^2(x - 2) = x^3 - 3x - 2 = x^3 \left(1 - \frac{3}{x^2} - \frac{2}{x^3} \right)$$

For large values of x , either positive or negative, the terms $\frac{3}{x^2}$ and $\frac{2}{x^3}$ are close to 0. So for large values of x ,

$$f(x) = x^3 - 3x - 2 = x^3 \left(1 - \frac{3}{x^2} - \frac{2}{x^3} \right) \approx x^3$$

THEOREM End Behavior of the Graph of a Polynomial Function

The end behavior of the graph of the polynomial function

$$f(x) = a_n x^n + a_{n-1} x^{n-1} + \cdots + a_1 x + a_0 \quad a_n \neq 0$$

is the same as that of the graph of the power function

$$y = a_n x^n$$

In Words

The end behavior of the graph of a polynomial function resembles that of its leading term.

For example, the end behavior of the graph of the polynomial function

$$f(x) = -2x^3 + 5x^2 + x - 4$$

is the same as that of the graph of the power function $y = -2x^3$. We can see that the graphs “behave” similarly by considering Table 4 and Figure 14.

Table 4

x	$f(x)$	$y = -2x^3$
10	-1,494	-2,000
100	-1,949,904	-2,000,000
500	-248,749,504	-250,000,000
1,000	-1,994,999,004	-2,000,000,000

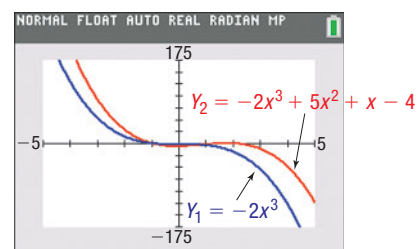



Figure 14

 In calculus, **limits** are used to convey the idea of end behavior. There the symbolism $\lim_{x \rightarrow \infty} f(x) = -\infty$, read “the limit as x approaches infinity of $f(x)$ equals negative infinity,” means that $f(x) \rightarrow -\infty$ as $x \rightarrow \infty$.

Look back at Figures 2 and 4. Based on the preceding theorem and the discussion on power functions, the end behavior of a polynomial function can only be of four types. See Figure 15.

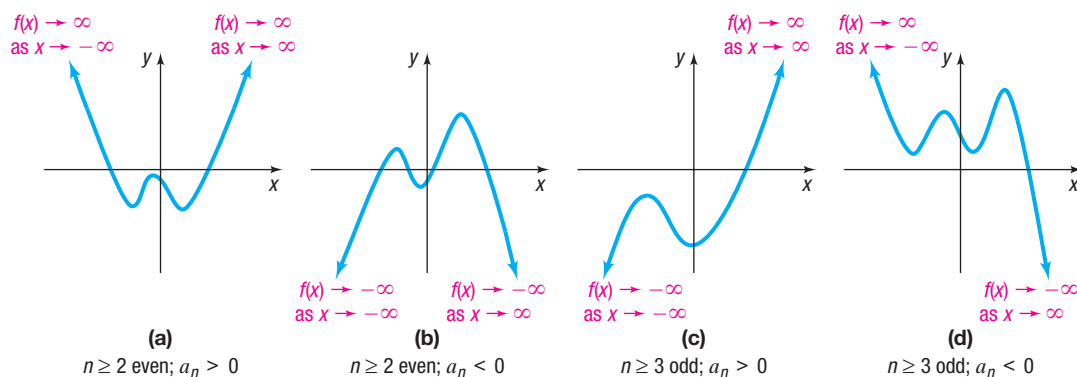


Figure 15 End behavior of $f(x) = a_n x^n + a_{n-1} x^{n-1} + \cdots + a_1 x + a_0$

 **Now Work** PROBLEM 59 (d)

EXAMPLE 8

Identifying the Graph of a Polynomial Function

Which graph in Figure 16 could be the graph of

$$f(x) = x^4 + ax^3 + bx^2 - 5x - 6$$

where $a > 0$, $b > 0$?

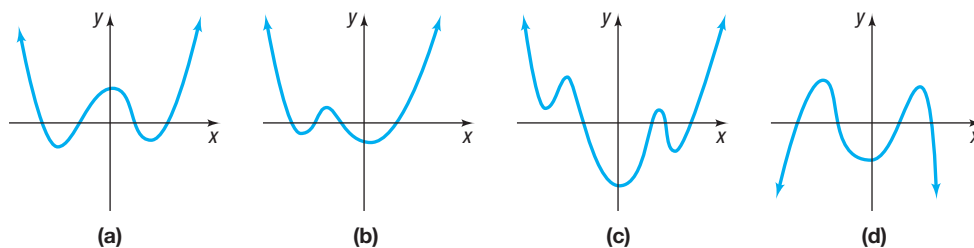


Figure 16

Solution

The y -intercept of f is $f(0) = -6$. We can eliminate the graph in Figure 16(a), whose y -intercept is positive.

We now look at end behavior. For large values of x , the graph of f will behave like the graph of $y = x^4$. This eliminates the graph in Figure 16(d), whose end behavior is like the graph of $y = -x^4$.

We are not able to solve $f(x) = 0$ to find the x -intercepts of f , so we move on to investigate the turning points of each graph. Since f is of degree 4, the graph of f has at most 3 turning points. We eliminate the graph in Figure 16(c) because that graph has 5 turning points.

Only the graph in Figure 16(b) could be the graph of

$$f(x) = x^4 + ax^3 + bx^2 - 5x - 6$$

where $a > 0$, $b > 0$.

EXAMPLE 9

Finding a Polynomial Function from a Graph

Find a polynomial function whose graph is shown in Figure 17 (use the smallest degree possible).

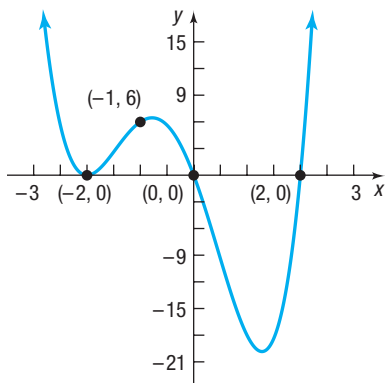


Figure 17

Solution

The x -intercepts are -2 , 0 , and 2 . Therefore, the polynomial must have the factors $(x + 2)$, x , and $(x - 2)$, respectively. There are three turning points, so the degree of the polynomial must be at least 4. The graph touches the x -axis at $x = -2$, so -2 has an even multiplicity. The graph crosses the x -axis at $x = 0$ and $x = 2$, so 0 and 2 have odd multiplicities. Using the smallest degree possible (1 for odd multiplicity and 2 for even multiplicity), we write

$$f(x) = ax(x + 2)^2(x - 2)$$

All that remains is to find the leading coefficient, a . From Figure 17, the point $(-1, 6)$ is on the graph of f .

$$6 = a(-1)(-1 + 2)^2(-1 - 2) \quad f(-1) = 6$$

$$6 = 3a$$

$$2 = a$$

The polynomial function $f(x) = 2x(x + 2)^2(x - 2)$ has the graph in Figure 17.



Check: Graph $Y_1 = 2x(x + 2)^2(x - 2)$ using a graphing utility to verify this result.

Now Work PROBLEMS 75 AND 79

SUMMARY

Graph of a Polynomial Function $f(x) = a_n x^n + a_{n-1} x^{n-1} + \cdots + a_1 x + a_0$ $a_n \neq 0$

- The domain of a polynomial function is the set of all real numbers.
- Degree of the polynomial function f : n
- y -intercept: $f(0) = a_0$
- Graph is smooth and continuous.
- Maximum number of turning points: $n - 1$
- At a real zero of even multiplicity: The graph of f touches the x -axis.
- At a real zero of odd multiplicity: The graph of f crosses the x -axis.
- Between real zeros, the graph of f is either above or below the x -axis.
- End behavior: For large $|x|$, the graph of f resembles the graph of $y = a_n x^n$.

4.1 Assess Your Understanding

'Are You Prepared?' Answers are given at the end of these exercises. If you get a wrong answer, read the pages listed in red.



- The intercepts of the graph of $9x^2 + 4y = 36$ are _____. (pp. 12–13)
- Is the expression $4x^3 - 3.6x^2 - \sqrt{2}$ a polynomial? If so, what is its degree? (pp. A22–A29)
- To graph $y = x^2 - 4$, you would shift the graph of $y = x^2$ a distance of _____ units. (pp. 98–107)
- True or False** The x -intercepts of the graph of a function $y = f(x)$ are the real solutions of the equation $f(x) = 0$. (pp. 64–67)
- Multiple Choice** The cube function $f(x) = x^3$ is _____.
 (a) even (b) odd (c) neither
 The graph of the cube function _____.
 (a) has no symmetry
 (b) is symmetric about the y -axis
 (c) is symmetric about the origin
 (d) is symmetric about the line $y = x$ (pp. 86–90)

Concepts and Vocabulary



- The graph of every polynomial function is both _____ and _____.
- Multiple Choice** If r is a real zero of even multiplicity of a polynomial function f , then the graph of f _____ the x -axis at r .
 (a) crosses (b) touches
- The graphs of power functions of the form $f(x) = x^n$, where n is an even integer, always contain the points _____, _____, and _____.
- If r is a real solution of the equation $f(x) = 0$, list three equivalent statements regarding f and r .
- The points at which a graph changes direction (from increasing to decreasing or decreasing to increasing) are called _____.
- The graph of the function $f(x) = 3x^4 - x^3 + 5x^2 - 2x - 7$ resembles the graph of _____ for large values of $|x|$.
- If $f(x) = -2x^5 + x^3 - 5x^2 + 7$, then $f(x) \rightarrow$ _____ as $x \rightarrow -\infty$, and $f(x) \rightarrow$ _____ as $x \rightarrow \infty$.
- Multiple Choice** The _____ of a real zero is the number of times its corresponding factor occurs.
 (a) degree (b) multiplicity (c) turning point (d) limit
- Multiple Choice** The graph of $y = 5x^6 - 3x^4 + 2x - 9$ has at most how many turning points?
 (a) -9 (b) 14 (c) 6 (d) 5

Skill Building

In Problems 15–26, determine which functions are polynomial functions. For those that are, state the degree. For those that are not, state why not. Write each polynomial in standard form. Then identify the leading term and the constant term.

- | | | |
|---|--|---|
|  15. $f(x) = 4x + x^3$ | 16. $f(x) = 5x^2 + 4x^4$ | 17. $g(x) = \frac{2 + 3x^2}{5}$ |
| 18. $h(x) = 3 - \frac{1}{2}x$ |  19. $f(x) = 1 - \frac{1}{x}$ | 20. $f(x) = x(x - 1)$ |
| 21. $g(x) = x^{2/3} - x^{1/3} + 2$ | 22. $h(x) = \sqrt{x}(\sqrt{x} - 1)$ | 23. $F(x) = 5x^4 - \pi x^3 + \frac{1}{2}$ |
| 24. $F(x) = \frac{x^2 - 5}{x^3}$ | 25. $G(x) = 2(x - 1)^2(x^2 + 1)$ | 26. $G(x) = -3x^2(x + 2)^3$ |

In Problems 27–40, use transformations of the graph of $y = x^4$ or $y = x^5$ to graph each function.

- | | | | |
|--|----------------------------|---|---------------------------------------|
|  27. $f(x) = (x + 1)^4$ | 28. $f(x) = (x - 2)^5$ | 29. $f(x) = x^5 - 3$ | 30. $f(x) = x^4 + 2$ |
| 31. $f(x) = \frac{1}{2}x^4$ | 32. $f(x) = 3x^5$ |  33. $f(x) = -x^5$ | 34. $f(x) = -x^4$ |
| 35. $f(x) = (x - 1)^5 + 2$ | 36. $f(x) = (x + 2)^4 - 3$ | 37. $f(x) = 2(x + 1)^4 + 1$ | 38. $f(x) = \frac{1}{2}(x - 1)^5 - 2$ |
| 39. $f(x) = 4 - (x - 2)^5$ | 40. $f(x) = 3 - (x + 2)^4$ | | |

In Problems 41–48, find a polynomial function whose real zeros and degree are given. Answers will vary depending on the choice of the leading coefficient.

41. Zeros: $-1, 1, 3$; degree 3
 42. Zeros: $-2, 2, 3$; degree 3
 43. Zeros: $-5, 0, 6$; degree 3
 44. Zeros: $-4, 0, 2$; degree 3
 45. Zeros: $-5, -2, 3, 5$; degree 4
 46. Zeros: $-3, -1, 2, 5$; degree 4
 47. Zeros: -1 , multiplicity 1; 3 , multiplicity 2; degree 3
 48. Zeros: -2 , multiplicity 2; 4 , multiplicity 1; degree 3

In Problems 49–58, find a polynomial function with the given real zeros whose graph contains the given point.

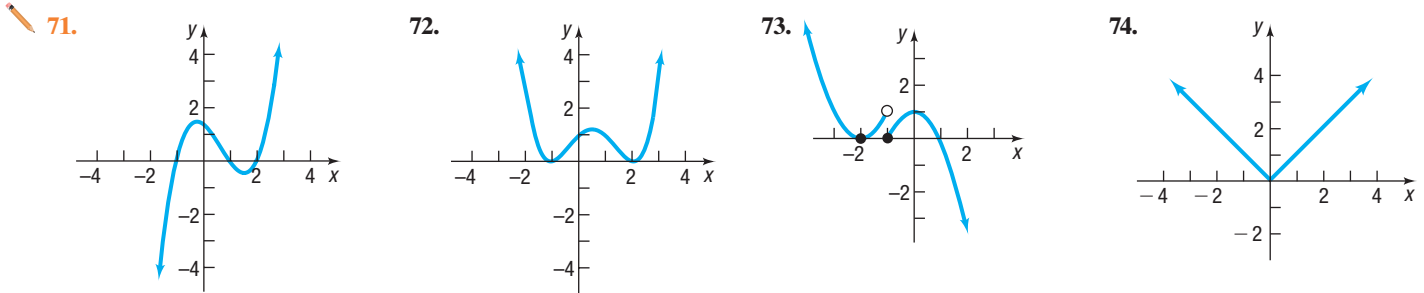
49. Zeros: $-2, 3, 5$
 Degree 3
 Point: $(2, 36)$
 50. Zeros: $-2, 0, 2$
 Degree 3
 Point: $(-4, 16)$
 51. Zeros: $-2, 0, 1, 3$
 Degree 4
 Point: $(-\frac{1}{2}, -63)$
 52. Zeros: $-5, -1, 2, 6$
 Degree 4
 Point: $(\frac{5}{2}, 15)$
 53. Zeros: $-3, 1, 4$
 Degree 3
 y-intercept: 36
 54. Zeros: $-4, -1, 2$
 Degree 3
 y-intercept: 16
 55. Zeros: -1 (multiplicity 2), 1 (multiplicity 2)
 Degree 4
 Point: $(-2, 45)$
 56. Zeros: 0 (multiplicity 1), -1 (multiplicity 2), 3 (multiplicity 2)
 Degree 5
 Point: $(1, -48)$
 57. Zeros: -5 (multiplicity 2), 2 (multiplicity 1), 4 (multiplicity 1); degree 4; contains the point $(3, 128)$
 58. Zeros: -4 (multiplicity 1), 0 (multiplicity 3), 2 (multiplicity 1); degree 5; contains the point $(-2, 64)$

In Problems 59–70, for each polynomial function:

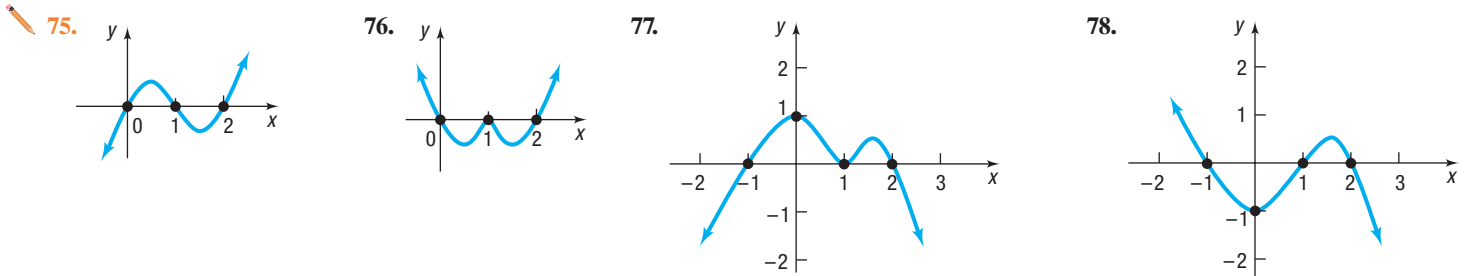
- (a) List each real zero and its multiplicity.
 (b) Determine whether the graph crosses or touches the x -axis at each x -intercept.
 (c) Determine the maximum number of turning points on the graph.
 (d) Determine the end behavior; that is, find the power function that the graph of f resembles for large values of $|x|$.

59. $f(x) = 3(x - 7)(x + 3)^2$
 60. $f(x) = 4(x + 4)(x + 3)^3$
 61. $f(x) = 7(x^2 + 4)^2(x - 5)^3$
 62. $f(x) = 2(x - 3)(x^2 + 4)^3$
 63. $f(x) = -2(x + \frac{1}{2})^2(x + 4)^3$
 64. $f(x) = (x - \frac{1}{3})^2(x - 1)^3$
 65. $f(x) = (x - 5)^3(x + 4)^2$
 66. $f(x) = (x + \sqrt{3})^2(x - 2)^4$
 67. $f(x) = \frac{1}{2}(2x^2 + 9)^2(x^2 + 7)$
 68. $f(x) = -2(x^2 + 3)^3$
 69. $f(x) = -2x^2(x^2 - 2)$
 70. $f(x) = 4x(x^2 - 3)$

In Problems 71–74, identify which of the graphs could be the graph of a polynomial function. For those that could, list the real zeros and state the least degree the polynomial can have. For those that could not, say why not.

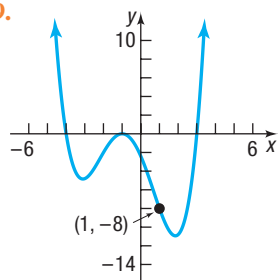


In Problems 75–78, find a polynomial function that might have the given graph. (More than one answer may be possible.)

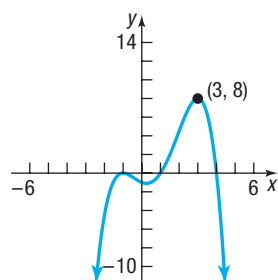


In Problems 79–82, write a polynomial function whose graph is shown (use the smallest degree possible).

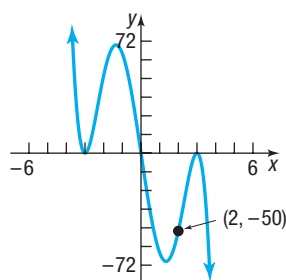
79.



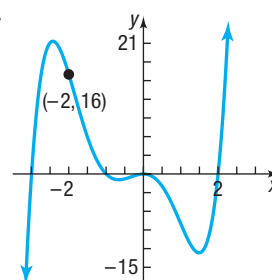
80.



81.



82.



83. **Mixed Practice** $G(x) = (x + 3)^2(x - 2)$

- (a) Identify the x -intercepts of the graph of G .
 (b) What are the x -intercepts of the graph of $y = G(x + 3)$?

85. **Challenge Problem** Find the real zeros of

$$f(x) = 3(x^2 - 1)(x^2 + 4x + 3)^2$$

and their multiplicity.

84. **Mixed Practice** $h(x) = (x + 2)(x - 4)^3$

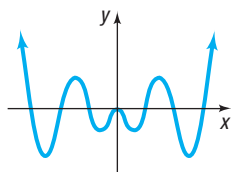
- (a) Identify the x -intercepts of the graph of h .
 (b) What are the x -intercepts of the graph of $y = h(x - 2)$?

86. **Challenge Problem** Determine the power function that resembles the end behavior of

$$g(x) = -4x^2(4 - 5x)^2(2x - 3)\left(\frac{1}{2}x + 1\right)^3$$

Explaining Concepts: Discussion and Writing

87. Can the graph of a polynomial function have no y -intercept? Can it have no x -intercepts? Explain.
 88. The illustration shows the graph of a polynomial function.



- (a) Is the degree of the polynomial even or odd?
 (b) Is the leading coefficient positive or negative?
 (c) Is the function even, odd, or neither?
 (d) Why is x^2 necessarily a factor of the polynomial?
 (e) What is the minimum degree of the polynomial?
 (f) Formulate five different polynomials whose graphs could look like the one shown. Compare yours to those of other students. What similarities do you see? What differences?
89. Which of the following statements are true regarding the graph of the polynomial function $f(x) = x^3 + bx^2 + cx + d$? (Give reasons for your conclusions.)
 (a) It intersects the y -axis in one and only one point.
 (b) It intersects the x -axis in at most three points.
 (c) It intersects the x -axis at least once.
 (d) For $|x|$ very large, it behaves like the graph of $y = x^3$.
 (e) It is symmetric with respect to the origin.
 (f) It passes through the origin.
90. The graph of a polynomial function is always smooth and continuous. Name a function studied earlier that is smooth but not continuous. Name one that is continuous but not smooth.
 91. Make up two polynomial functions, not of the same degree, with the following characteristics: crosses the x -axis at -2 , touches the x -axis at 1 , and is above the x -axis between -2 and 1 . Give your polynomials to a fellow classmate and ask for a written critique.
 92. Make up a polynomial function that has the following characteristics: crosses the x -axis at -1 and 4 , touches the x -axis at 0 and 2 , and is above the x -axis between 0 and 2 . Give your polynomial to a fellow classmate and ask for a written critique.
 93. Write a few paragraphs that provide a general strategy for graphing a polynomial function. Be sure to mention the following: degree, intercepts, end behavior, and turning points.
 94. Design a polynomial function with the following characteristics: degree 6; four distinct real zeros, one of multiplicity 3; y -intercept 3; behaves like $y = -5x^6$ for large values of $|x|$. Is this polynomial unique? Compare your polynomial with those of other students. What terms will be the same as everyone else's? Add some more characteristics, such as symmetry or naming the real zeros. How does this modify the polynomial?

Retain Your Knowledge

Problems 95–104 are based on material learned earlier in the course. The purpose of these problems is to keep the material fresh in your mind so that you are better prepared for the final exam.

95. Find an equation of the line that contains the point $(2, -3)$ and is perpendicular to the line $5x - 2y = 6$.
96. Find the domain of the function $h(x) = \frac{x-3}{x+5}$.
97. Use the quadratic formula to find the real zeros of the function $f(x) = 4x^2 + 8x - 3$.
98. Solve: $|5x - 3| = 7$
99. Determine whether the function $f(x) = -3x + 2$ is increasing, decreasing, or constant.
100. Find the function that is finally graphed if the graph of $f(x) = x^2$ is shifted left 2 units and up 5 units.
101. The function $f(x) = 2x^3 - 3x^2 + 4$ is increasing where its derivative $f'(x) = 6x^2 - 6x > 0$. Where is f increasing?
102. Find the difference quotient of $f(x) = -\frac{1}{3}x + 2$.
103. The midpoint of a line segment is $(3, -5)$ and one endpoint is $(-2, 4)$. Find the other endpoint.
104. Find the quotient and remainder if $4x^3 - 7x^2 + 5$ is divided by $x^2 - 1$.

'Are You Prepared?' Answers

1. $(-2, 0), (2, 0), (0, 9)$ 2. Yes; 3 3. Down; 4 4. True 5. b; c

4.2 Graphing Polynomial Functions; Models

PREPARING FOR THIS SECTION Before getting started, review the following:

- Local Maxima and Local Minima (Section 2.3, pp. 76–77)
- Using a Graphing Utility to Approximate Local Maxima and Local Minima (Section 2.3, p. 79)
- Intercepts (Section 1.2, pp. 12–13)
- Build Quadratic Models from Data (Section 3.4, pp. 160–161)
- Polynomials (Section A.3, pp. A22–A29)

 **Now Work** the 'Are You Prepared?' problems on page 195.

- OBJECTIVES**
- 1 Graph a Polynomial Function (p. 190)
 - 2 Graph a Polynomial Function Using a Graphing Utility (p. 192)
 - 3 Build Cubic Models from Data (p. 194)

1 Graph a Polynomial Function

EXAMPLE 1

Graphing a Polynomial Function

Graph the polynomial function $f(x) = (2x + 1)(x - 3)^2$.

Expand the polynomial:

$$\begin{aligned} f(x) &= (2x + 1)(x - 3)^2 \\ &= (2x + 1)(x^2 - 6x + 9) \quad \text{Multiply out } (x - 3)^2. \\ &= 2x^3 - 12x^2 + 18x + x^2 - 6x + 9 \quad \text{Multiply.} \\ &= 2x^3 - 11x^2 + 12x + 9 \quad \text{Combine like terms.} \end{aligned}$$

The polynomial function f is of degree 3. The graph of f resembles the graph of $y = 2x^3$ for large values of $|x|$.

Step-by-Step Solution

Step 1 Determine the end behavior of the graph of the function.

Step 2 Find the x - and y -intercepts of the graph of the function.

The y -intercept is $f(0) = 9$. To find the x -intercepts, solve $f(x) = 0$.

$$\begin{aligned} f(x) &= 0 \\ (2x + 1)(x - 3)^2 &= 0 \\ 2x + 1 = 0 \quad \text{or} \quad (x - 3)^2 &= 0 \\ x = -\frac{1}{2} \quad \text{or} \quad x &= 3 \end{aligned}$$

The x -intercepts are $-\frac{1}{2}$ and 3.

Step 3 Determine the real zeros of the function and their multiplicity. Use this information to determine whether the graph crosses or touches the x -axis at each x -intercept.

The real zeros of f are $-\frac{1}{2}$ and 3. The zero $-\frac{1}{2}$ is a real zero of multiplicity 1, so the graph of f crosses the x -axis at $x = -\frac{1}{2}$. The zero 3 is a real zero of multiplicity 2, so the graph of f touches the x -axis at $x = 3$.

Step 4 Determine the maximum number of turning points on the graph of the function.

Because the polynomial function is of degree 3 (Step 1), the graph of the function has at most $3 - 1 = 2$ turning points.

Step 5 Put all the information from Steps 1 through 4 together to obtain the graph of f . To help establish the y -axis scale, find additional points on the graph on each side of any x -intercept.

Figure 18(a) illustrates the information obtained from Steps 1 through 4. We evaluate f at -1 , 1 , and 4 to help establish the scale on the y -axis.

We find that $f(-1) = -16$, $f(1) = 12$, and $f(4) = 9$, so we plot the points $(-1, -16)$, $(1, 12)$, and $(4, 9)$. The graph of f is given in Figure 18(b).

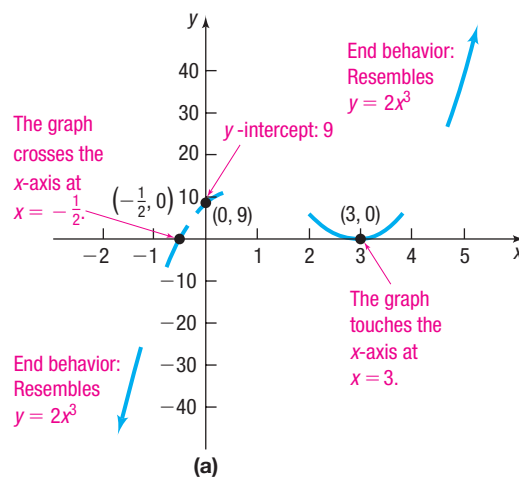
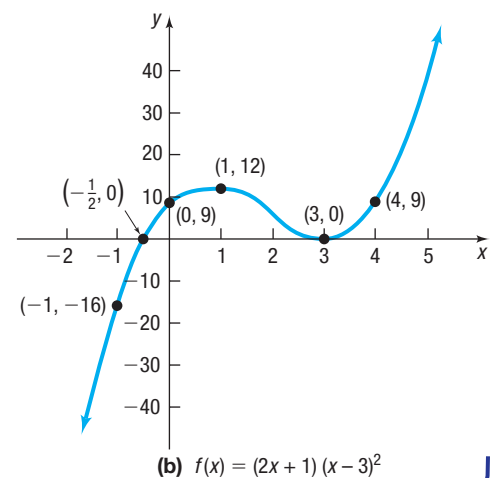


Figure 18



SUMMARY

Steps for Graphing a Polynomial Function

- STEP 1:** Determine the end behavior of the graph of the function.
- STEP 2:** Find the x - and y -intercepts of the graph of the function.
- STEP 3:** Determine the real zeros of the function and their multiplicity. Use this information to determine whether the graph crosses or touches the x -axis at each x -intercept.
- STEP 4:** Determine the maximum number of turning points on the graph of the function.
- STEP 5:** Use the information in Steps 1 through 4 to draw a complete graph of the function. To help establish the y -axis scale, find additional points on the graph on each side of any x -intercept.

EXAMPLE 2

Graphing a Polynomial Function

Graph the polynomial function $f(x) = (x - 2)(x + 3)^2(x - 5)$.

Solution

$$\begin{aligned} \text{STEP 1: } f(x) &= (x^2 - 7x + 10)(x + 3)^2 && \text{Multiply } (x - 2)(x - 5). \\ &= (x^2 - 7x + 10)(x^2 + 6x + 9) && \text{Multiply } (x + 3)^2. \\ &= x^4 - x^3 - 23x^2 - 3x + 90 && \text{Multiply.} \end{aligned}$$

The polynomial function is of degree 4. The graph of f behaves like $y = x^4$ for large values of $|x|$. So, $f(x) \rightarrow \infty$ as $x \rightarrow -\infty$ and as $x \rightarrow \infty$.

STEP 2: The y -intercept is $f(0) = 90$. The x -intercepts are found by solving $f(x) = 0$. Using the Zero-Product Property, solve $(x - 2) = 0$, $(x + 3) = 0$, and $(x - 5) = 0$. The x -intercepts are 2, -3 , and 5.

STEP 3: The real zeros of the function are 2, -3 , and 5. The zeros 2 and 5 each have multiplicity 1, so the graph of f crosses the x -axis at 2 and 5. The zero -3 has multiplicity 2, so the graph of f touches the x -axis at -3 .

STEP 4: The graph of f has at most $n - 1 = 4 - 1 = 3$ turning points.

STEP 5: To help establish the y -scale, evaluate f at -5 , -1 , 3, and 6.

$$f(-5) = 280 \quad f(-1) = 72 \quad f(3) = -72 \quad f(6) = 324$$

Plot the additional points $(-5, 280)$, $(-1, 72)$, $(3, -72)$, and $(6, 324)$. Then connect the points with a smooth curve as shown in Figure 19.

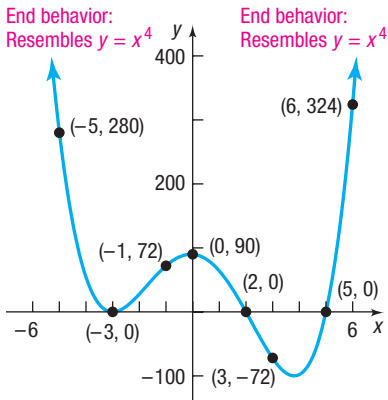


Figure 19

$$f(x) = (x - 2)(x + 3)^2(x - 5)$$

 Now Work PROBLEM 5

2 Graph a Polynomial Function Using a Graphing Utility

For polynomial functions that have noninteger coefficients and for polynomials that are not easily factored, we use a graphing utility early in the analysis. This is because the information that can be obtained from algebraic analysis is limited.



EXAMPLE 3

Graphing a Polynomial Function Using a Graphing Utility

Analyze the graph of the polynomial function

$$f(x) = x^3 + 2.48x^2 - 4.3155x + 2.484406$$

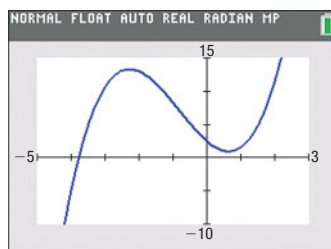
Step-by-Step Solution

Step 1 Determine the end behavior of the graph of the function.

The polynomial function f is of degree 3. The graph of f behaves like $y = x^3$ for large values of $|x|$.

Step 2 Graph the function using a graphing utility.

See Figure 20 for the graph of f using a TI-84 Plus C.

Figure 20 $Y_1 = x^3 + 2.48x^2 - 4.3155x + 2.484406$



3 Build Cubic Models from Data

In Section 3.2 we found the line of best fit from data, and in Section 3.4 we found the quadratic function of best fit. It is also possible to find other polynomial functions of best fit. However, most statisticians do not recommend finding polynomials of best fit of degree higher than 3.

Data that follow a cubic relation should look like Figure 22(a) or (b).

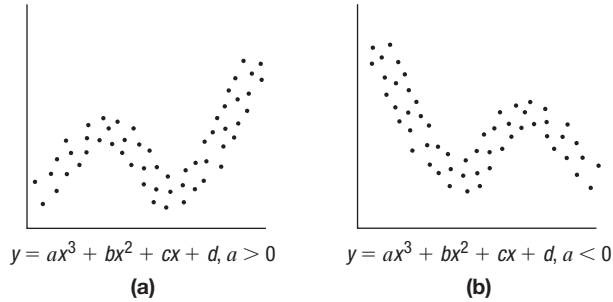


Figure 22 Cubic relation



EXAMPLE 4

A Cubic Function of Best Fit

The data in Table 6 represent the weekly cost C (in thousands of dollars) of printing x thousand textbooks.

Table 6

Number of Textbooks, x (thousands)	Cost, C (\$1000s)
0	100
5	128.1
10	144
13	153.5
17	161.2
18	162.6
20	166.3
23	178.9
25	190.2
27	221.8

- Draw a scatter plot of the data using x as the independent variable and C as the dependent variable. Comment on the type of relation that may exist between the two variables x and C .
- Using a graphing utility, find the cubic function of best fit $C = C(x)$ that models the relation between number of textbooks and cost.
- Graph the cubic function of best fit on your scatter plot.
- Use the function found in part (b) to predict the cost of printing 22 thousand textbooks per week.

Solution

- Figure 23 shows the scatter plot. A cubic relation may exist between the two variables.
- Upon executing the CUBIC REGression program on a TI-84 Plus C, we obtain the results shown in Figure 24. The output shows the equation $y = ax^3 + bx^2 + cx + d$. The cubic function of best fit to the data is $C(x) = 0.0155x^3 - 0.5951x^2 + 9.1502x + 98.4327$.
- Figure 25 shows the graph of the cubic function of best fit on the scatter plot on a TI-84 Plus C, and Figure 26 shows the result using Desmos.

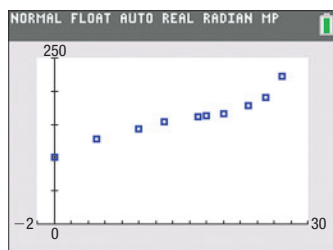


Figure 23

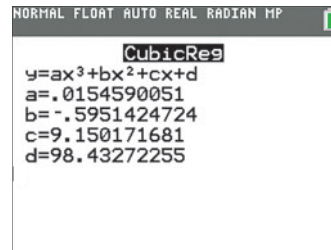


Figure 24

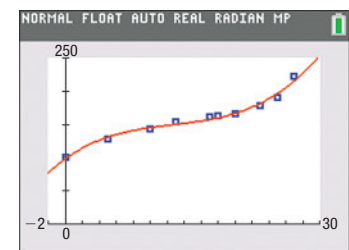


Figure 25

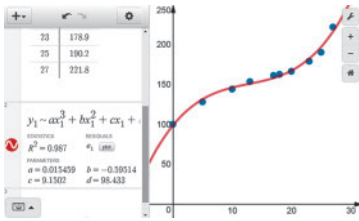


Figure 26

(d) Evaluate the function $C(x)$ at $x = 22$.

$$C(22) = 0.0155 \cdot 22^3 - 0.5951 \cdot 22^2 + 9.1502 \cdot 22 + 98.4327 \approx 176.8$$

The model predicts that the cost of printing 22 thousand textbooks in a week will be 176.8 thousand dollars—that is, \$176,800.

Now Work PROBLEM 43

4.2 Assess Your Understanding

'Are You Prepared?' Answers are given at the end of these exercises. If you get a wrong answer, read the pages listed in red.

- What are the intercepts of $y = 5x + 10$? (pp. 12–13)
- Determine the leading term of $3 + 2x - 7x^3$. (p. A23)
- Use a graphing utility to approximate (rounded to two decimal places) any local maximum values and local minimum values of $f(x) = x^3 - 2x^2 - 4x + 5$, for $-3 \leq x \leq 3$. (p. 79)
- Use a graphing utility to find the quadratic function of best fit for the data below. (pp. 160–161)

x	2	2.5	3	3.5	4
y	3.08	3.42	3.65	3.82	3.6

Skill Building

In Problems 5–22, graph each polynomial function by following Steps 1 through 5 on page 191.

- $f(x) = x^2(x - 3)$
- $f(x) = x(x + 2)^2$
- $f(x) = (x + 4)^2(1 - x)$
- $f(x) = (x - 1)(x + 3)^2$
- $f(x) = -2(x + 2)(x - 2)^3$
- $f(x) = -\frac{1}{2}(x + 4)(x - 1)^3$
- $f(x) = (x + 1)(x - 2)(x + 4)$
- $f(x) = (x - 1)(x + 4)(x - 3)$
- $f(x) = x(1 - x)(2 - x)$
- $f(x) = (3 - x)(2 + x)(x + 1)$
- $f(x) = (x + 1)^2(x - 2)^2$
- $f(x) = (x - 4)^2(x + 2)^2$
- $f(x) = -2(x - 1)^2(x^2 - 16)$
- $f(x) = (x + 1)^3(x - 3)$
- $f(x) = 5x(x^2 - 4)(x + 3)$
- $f(x) = (x - 2)^2(x + 2)(x + 4)$
- $f(x) = x^2(x - 2)(x^2 + 3)$
- $f(x) = x^2(x^2 + 1)(x + 4)$


In Problems 23–30, use a graphing utility to graph each polynomial function f . Follow Steps 1 through 8 on page 193.

- $f(x) = x^3 + 0.2x^2 - 1.5876x - 0.31752$
- $f(x) = x^3 - 0.8x^2 - 4.6656x + 3.73248$
- $f(x) = x^3 + 2.56x^2 - 3.31x + 0.89$
- $f(x) = x^3 - 2.91x^2 - 7.668x - 3.8151$
- $f(x) = x^4 - 2.5x^2 + 0.5625$
- $f(x) = x^4 - 18.5x^2 + 50.2619$
- $f(x) = 2x^4 - \pi x^3 + \sqrt{5}x - 4$
- $f(x) = -1.2x^4 + 0.5x^2 - \sqrt{3}x + 2$

In Problems 31–42, graph each polynomial function f by following Steps 1 through 5 on page 191.

- $f(x) = 4x - x^3$
- $f(x) = x - x^3$
- $f(x) = x^3 + x^2 - 12x$
- $f(x) = x^3 + 2x^2 - 8x$
- $f(x) = 2x^4 + 12x^3 - 8x^2 - 48x$
- $f(x) = 4x^3 + 10x^2 - 4x - 10$
- $f(x) = -x^5 - x^4 + x^3 + x^2$
- $f(x) = -x^5 + 5x^4 + 4x^3 - 20x^2$
- $f(x) = 15x^5 + 80x^4 + 80x^3$
- $f(x) = 3x^6 + 6x^5 - 12x^4 - 24x^3$
- $f(x) = \frac{1}{5}x^3 - \frac{4}{5}x^2 - 5x + 20$
- $f(x) = \frac{3}{2}x^3 - \frac{15}{4}x^2 - 6x + 15$


Applications and Extensions


-  **43. Hurricanes** In 2012, Hurricane Sandy struck the East Coast of the United States, killing 147 people and causing an estimated \$75 billion in damage. With a gale diameter of about 1000 miles, it was the largest ever to form over the Atlantic Basin. The accompanying data represent the number of major hurricane strikes in the Atlantic Basin (category 3, 4, or 5) each decade from 1921 to 2010.



Decade, x	Major Hurricanes Striking Atlantic Basin, H
1921–1930, 1	17
1931–1940, 2	16
1941–1950, 3	29
1951–1960, 4	33
1961–1970, 5	27
1971–1980, 6	16
1981–1990, 7	16
1991–2000, 8	27
2001–2010, 9	33

Source: National Oceanic & Atmospheric Administration

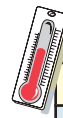
- (a) Draw a scatter plot of the data. Comment on the type of relation that may exist between the two variables.
-  (b) Use a graphing utility to find the cubic function of best fit that models the relation between decade and number of major hurricanes.
- (c) Use the model found in part (b) to predict the number of major hurricanes that struck the Atlantic Basin between 1961 and 1970.
- (d) With a graphing utility, draw a scatter plot of the data and then graph the cubic function of best fit on the scatter plot.
- (e) Concern has risen about the increase in the number and intensity of hurricanes, but some scientists believe this is just a natural fluctuation that could last another decade or two. Use your model to predict the number of major hurricanes that will strike the Atlantic Basin between 2011 and 2020. Is your result reasonable? What does this result suggest about the reliability of using a model to predict an event outside the domain of the data?

-  **44. Poverty Rates** The data (top, right) represent the percentage of families with children in the United States whose income is below the poverty level.
- (a) With a graphing utility, draw a scatter plot of the data. Comment on the type of relation that appears to exist between the two variables.
 - (b) Decide on a function of best fit to these data (linear, quadratic, or cubic), and use this function to predict the percentage of U.S. families with children that were below the poverty level in 2016 ($t = 13$). Compare your prediction to the actual value of 15.0.
 - (c) Draw the function of best fit on the scatter plot drawn in part (a).

Year, t	Percent below Poverty Level, p	Year, t	Percent below Poverty Level, p
2004, 1	14.8	2010, 7	18.5
2005, 2	14.5	2011, 8	18.5
2006, 3	14.6	2012, 9	18.4
2007, 4	15.0	2013, 10	18.1
2008, 5	15.7	2014, 11	17.6
2009, 6	17.1	2015, 12	16.3


Source: U.S. Census Bureau

- 45. Temperature** The following data represent the temperature T (°Fahrenheit) in Kansas City, Missouri, x hours after midnight on March 18, 2018.




Hours after Midnight, x	Temperature (°F), T
3	42.1
6	41.3
9	41.0
12	43.1
15	48.9
18	50.0
21	45.0
24	44.1

Source: The Weather Underground

- (a) Draw a scatter plot of the data. Comment on the type of relation that may exist between the two variables.
 - (b) Find the average rate of change in temperature from 9 AM to 12 noon.
 - (c) What is the average rate of change in temperature from 3 PM to 9 PM?
 -  (d) Decide on a function of best fit to these data (linear, quadratic, or cubic) and use this function to predict the temperature at 5 PM.
 - (e) With a graphing utility, draw a scatter plot of the data and then graph the function of best fit on the scatter plot.
 - (f) Interpret the y -intercept.
- 46. Future Value of Money** Suppose that you make deposits of \$500 at the beginning of every year into an Individual Retirement Account (IRA), earning interest r (expressed as a decimal). At the beginning of the first year, the value of the account will be \$500; at the beginning of the second year, the value of the account, will be

$$\$500 + \$500r + \$500 = 500r + 1000$$

- (a) Verify that the value of the account at the beginning of the third year is $T(r) = 500r^2 + 1500r + 1500$.
- (b) The account value at the beginning of the fourth year is $F(r) = 500r^3 + 2000r^2 + 3000r + 2000$. If the annual rate of interest is $5\% = 0.05$, what will be the value of the account at the beginning of the fourth year?

 **47. Challenge Problem A Geometric Series** In calculus, you will learn that certain functions can be approximated by polynomial functions. We will explore one such function now.

- (a) Using a graphing utility, create a table of values with

$$Y_1 = f(x) = \frac{1}{1-x} \text{ and}$$

$$Y_2 = g_2(x) = 1 + x + x^2 + x^3$$

for $-1 < x < 1$ and $\Delta\text{Tbl} = 0.1$.

- (b) Using a graphing utility, create a table of values with

$$Y_1 = f(x) = \frac{1}{1-x} \text{ and}$$

$$Y_2 = g_3(x) = 1 + x + x^2 + x^3 + x^4$$

for $-1 < x < 1$ and $\Delta\text{Tbl} = 0.1$.

- (c) Using a graphing utility, create a table of values with

$$Y_1 = f(x) = \frac{1}{1-x} \text{ and}$$

$$Y_2 = g_4(x) = 1 + x + x^2 + x^3 + x^4 + x^5$$

for $-1 < x < 1$ and $\Delta\text{Tbl} = 0.1$.


- (d) What do you notice about the values of the function as more terms are added to the polynomial? Are there some values of x for which the approximations are better?

48. Challenge Problem Tennis Anyone? Assume that the probability of winning a point on serve or return is treated as constant throughout the match. Further suppose that x is the probability that the better player in a match wins a set.

- (a) The probability P_3 that the better player wins a best-of-three match is $P_3(x) = x^2 [1 + 2(1-x)]$. Suppose the probability that the better player wins a set is 0.6. What is the probability that this player wins a best-of-three match?
- (b) The probability P_5 that the better player wins a best-of-five match is

$$P_5(x) = x^3 [1 + 3(1-x) + 6(1-x)^2]$$

Suppose the probability that the better player wins a set is 0.6. What is the probability that this player wins a best-of-five match?

-  (c) The difference between the probability of winning and losing is known as the *win advantage*. For a best-of- n match, the win advantage is

$$P_n - (1 - P_n) = 2P_n - 1$$

The *edge*, E , is defined as the difference in win advantage between a best-of-five and best-of-three match. That is,

$$E = (2P_5 - 1) - (2P_3 - 1) = 2(P_5 - P_3)$$

Edge as a function of win probability of a set x is

$$E(x) = 2x^2 \left\{ x \left[1 + 3(1-x) + 6(1-x)^2 \right] - \left(1 + 2(1-x) \right) \right\}$$

Graph $E = E(x)$ for $0.5 \leq x \leq 1$.

- (d) Find the probability of winning a set x that maximizes the edge. What is the maximum edge?
- (e) Explain the meaning of $E(0.5)$.
- (f) Explain the meaning of $E(1)$.

Source: Stephanie Kovalchik, "Grand Slams Are Short-Changing Women's Tennis," Significance, October 2015.

49. Challenge Problem Suppose $f(x) = -ax^2(x-b)(x+c)^2$, where $0 < a < b < c$.

- (a) Graph f .
- (b) In what interval(s) is there a local maximum value?
- (c) Which numbers yield a local minimum value?
- (d) Where is $f(x) < 0$?
- (e) Where is $f(-x-4) < 0$?
- (f) Is f increasing, decreasing, or neither on $(-\infty, -c)$?

Retain Your Knowledge

Problems 50–59 are based on material learned earlier in the course. The purpose of these problems is to keep the material fresh in your mind so that you are better prepared for the final exam.

50. Solve $2|3x - 1| + 4 > 10$.

51. Determine the function that is graphed if the graph of $f(x) = \sqrt{x}$ is reflected about the x -axis and then vertically compressed by a factor of $\frac{1}{3}$.

52. Find the vertex of the graph of $f(x) = -2x^2 + 7x - 3$.


53. The strain S on a solid object depends on the external tension force F (in Newtons) acting on the solid and on the cross-sectional area A (in m^2) according to the model

$$S = 5 \times 10^{-6} \cdot \frac{F}{A}$$

Find the strain for a rod with a cross-sectional area of $8.75 \times 10^{-3} \text{ m}^2$ and a tension force of $2.45 \times 10^5 \text{ N}$.


54. Given $f(x) = 2x^3 - 7x + 1$, find $f\left(-\frac{1}{2}\right)$.

55. Find the domain of $f(x) = -9\sqrt{x-4} + 1$.

 56. Find the average rate of change of $f(x) = x^2 + 4x - 3$ from -2 to 1 .

57. Find the center and radius of the circle

$$x^2 + 4x + y^2 - 2y = 11$$

 58. Determine if the function $g(x) = \frac{\sqrt[3]{x}}{x^3 - x}$ is even, odd, or neither.

59. How long will it take \$5000 to grow to \$7500 at a simple interest rate of 8%?

'Are You Prepared?' Answers

1. $(0, 10), (-2, 0)$ 2. $-7x^3$ 3. Local maximum value 6.48 at $x = -0.67$; local minimum value -3 at $x = 2$
 4. $y = -0.337x^2 + 2.311x - 0.216$

4.3 Properties of Rational Functions

PREPARING FOR THIS SECTION Before getting started, review the following:

- Rational Expressions (Section A.5, pp. A35–A42)
- Graph of $f(x) = \frac{1}{x}$ (Section 1.2, Example 13, p. 17)
- Polynomial Division (Section A.3, pp. A25–A27)
- Graphing Techniques: Transformations (Section 2.5, pp. 98–107)

 **Now Work** the 'Are You Prepared?' problems on page 206.

- OBJECTIVES**
- 1 Find the Domain of a Rational Function (p. 198)
 - 2 Find the Vertical Asymptotes of a Rational Function (p. 201)
 - 3 Find a Horizontal or an Oblique Asymptote of a Rational Function (p. 203)

Ratios of integers are called *rational numbers*. Similarly, ratios of polynomial functions are called *rational functions*. Examples of rational functions are

$$R(x) = \frac{x^2 - 4}{x^2 + x + 1} \quad F(x) = \frac{x^3}{x^2 - 4} \quad G(x) = \frac{3x^2}{x^4 - 1}$$

DEFINITION Rational Function

A **rational function** is a function of the form

$$R(x) = \frac{p(x)}{q(x)}$$

where p and q are polynomial functions and q is not the zero polynomial. The domain of R is the set of all real numbers, except those for which the denominator q is 0.

1 Find the Domain of a Rational Function

EXAMPLE 1

Finding the Domain of a Rational Function

- (a) The domain of $R(x) = \frac{2x^2 - 4}{x + 5}$ is the set of all real numbers x except -5 ; that is, the domain is $\{x \mid x \neq -5\}$.
- (b) The domain of $R(x) = \frac{1}{x^2 - 4} = \frac{1}{(x + 2)(x - 2)}$ is the set of all real numbers x except -2 and 2 ; that is, the domain is $\{x \mid x \neq -2, x \neq 2\}$.
- (c) The domain of $R(x) = \frac{x^3}{x^2 + 1}$ is the set of all real numbers.
- (d) The domain of $R(x) = \frac{x^2 - 1}{x - 1}$ is the set of all real numbers x except 1 ; that is, the domain is $\{x \mid x \neq 1\}$.

Although $\frac{x^2 - 1}{x - 1}$ simplifies to $x + 1$, it is important to observe that the functions

$$R(x) = \frac{x^2 - 1}{x - 1} \quad \text{and} \quad f(x) = x + 1$$

are not equal, since the domain of R is $\{x \mid x \neq 1\}$ and the domain of f is the set of all real numbers.

 **Now Work** PROBLEM 17

WARNING The domain of a rational function must be found *before* writing the function in lowest terms. ■

If $R(x) = \frac{p(x)}{q(x)}$ is a rational function, and if p and q have no common factors, then the rational function R is said to be in **lowest terms**. For a rational function $R(x) = \frac{p(x)}{q(x)}$ in lowest terms, the real zeros, if any, of the numerator, which are also in the domain of R , are the x -intercepts of the graph of R . The real zeros of the denominator of R [that is, the numbers x , if any, for which $q(x) = 0$], although not in the domain of R , also play a major role in the graph of R .

We have already discussed the properties of the rational function $y = \frac{1}{x}$. (Refer to Example 13, page 17). The next rational function that we analyze is $H(x) = \frac{1}{x^2}$.

EXAMPLE 2

Graphing $H(x) = \frac{1}{x^2}$

Analyze the graph of $H(x) = \frac{1}{x^2}$.

Solution

The domain of $H(x) = \frac{1}{x^2}$ is the set of all real numbers x except 0. The graph has no y -intercept, because x cannot equal 0. The graph has no x -intercept because the equation $H(x) = 0$ has no solution. Therefore, the graph of H does not cross or touch either of the coordinate axes. Because

$$H(-x) = \frac{1}{(-x)^2} = \frac{1}{x^2} = H(x)$$

H is an even function, so its graph is symmetric with respect to the y -axis.

Table 7 shows values of $H(x) = \frac{1}{x^2}$ for selected positive numbers x . (We use symmetry to obtain values of H when $x < 0$.) From the first three rows of Table 7, we see that as the values of x approach (get closer to) 0, the values of $H(x)$ become unbounded in the positive direction. That is, as $x \rightarrow 0$, $H(x) \rightarrow \infty$. (In calculus we use limit notation, $\lim_{x \rightarrow 0} H(x) = \infty$, to convey this).

Look at the last four rows of Table 7. As $x \rightarrow \infty$, then $H(x) \rightarrow 0$, so we have the end behavior of the graph. Figure 27 shows the graph. Notice the use of red dashed lines to convey these ideas.

Table 7

x	$H(x) = \frac{1}{x^2}$
$\frac{1}{2}$	4
$\frac{1}{100}$	10,000
$\frac{1}{10,000}$	100,000,000
1	1
2	$\frac{1}{4}$
100	$\frac{1}{10,000}$
10,000	$\frac{1}{100,000,000}$

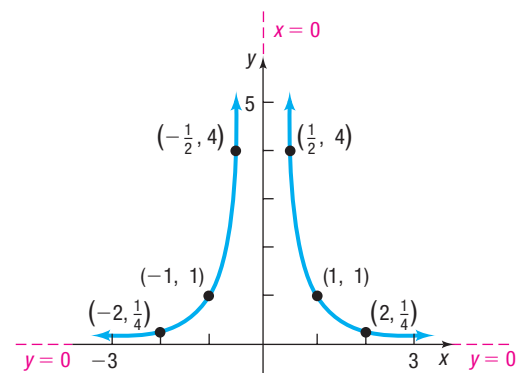


Figure 27 $H(x) = \frac{1}{x^2}$

EXAMPLE 3

Using Transformations to Graph a Rational Function

Graph the rational function: $R(x) = \frac{1}{(x-2)^2} + 1$

Solution The domain of R is the set of all real numbers except $x = 2$. To graph R , start with the graph of $y = \frac{1}{x^2}$. See Figure 28 for the steps.

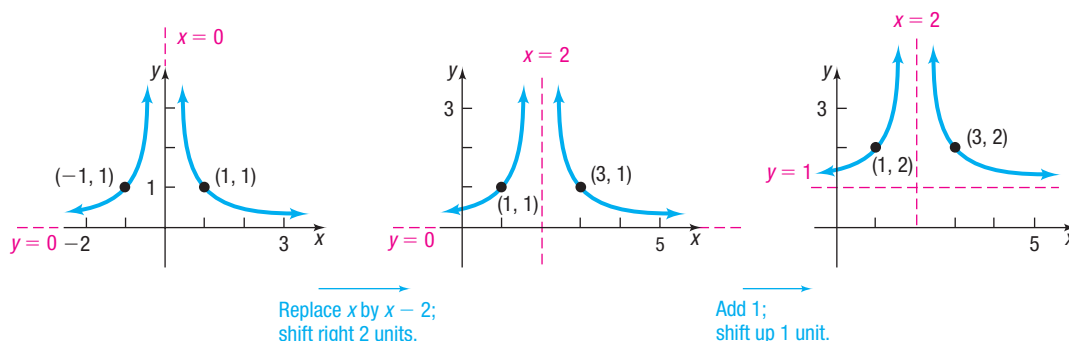


Figure 28 (a) $y = \frac{1}{x^2}$ (b) $y = \frac{1}{(x-2)^2}$ (c) $y = \frac{1}{(x-2)^2} + 1$

 **Now Work** PROBLEMS 35 (a) AND 35 (b)

Asymptotes

Let's investigate the roles of the vertical line $x = 2$ and the horizontal line $y = 1$ in Figure 28(c).

First, we look at the end behavior of $R(x) = \frac{1}{(x-2)^2} + 1$. Table 8(a) shows the values of R at $x = 10, 100, 1000$, and $10,000$. Note that as x becomes unbounded in the positive direction, the values of R approach 1. That is, as $x \rightarrow \infty$, $R(x) \rightarrow 1$. From Table 8(b) we see that as x becomes unbounded in the negative direction, the values of R also approach 1. That is, as $x \rightarrow -\infty$, $R(x) \rightarrow 1$.

Although $x = 2$ is not in the domain of R , the behavior of the graph of R near $x = 2$ is important. Table 8(c) shows the values of R at $x = 1.5, 1.9, 1.99, 1.999$, and 1.9999 . We see that as x approaches 2 for $x < 2$, denoted $x \rightarrow 2^-$, the values of R increase without bound. That is, as $x \rightarrow 2^-$ (from the left), $R(x) \rightarrow \infty$. From Table 8(d), we see that as x approaches 2 for $x > 2$, denoted $x \rightarrow 2^+$, the values of R also increase without bound. That is, as $x \rightarrow 2^+$ (from the right), $R(x) \rightarrow \infty$.

Table 8

x	$R(x)$
10	1.0156
100	1.0001
1000	1.000001
10,000	1.00000001

(a)

x	$R(x)$
-10	1.0069
-100	1.0001
-1000	1.000001
-10,000	1.00000001

(b)

x	$R(x)$
1.5	5
1.9	101
1.99	10,001
1.999	1,000,001
1.9999	100,000,001

(c)

x	$R(x)$
2.5	5
2.1	101
2.01	10,001
2.001	1,000,001
2.0001	100,000,001

(d)

The vertical line $x = 2$ and the horizontal line $y = 1$ are called *asymptotes* of the graph of R .

DEFINITION Horizontal and Vertical Asymptotes

Let R denote a function.

If, as $x \rightarrow -\infty$ or as $x \rightarrow \infty$, the values of $R(x)$ approach some fixed number L , then the line $y = L$ is a **horizontal asymptote** of the graph of R . [Refer to Figures 29(a) and (b).]

If, as x approaches some number c , the values $|R(x)| \rightarrow \infty$ [that is, $R(x) \rightarrow -\infty$ or $R(x) \rightarrow \infty$], then the line $x = c$ is a **vertical asymptote** of the graph of R . [Refer to Figures 29(c) and (d).]

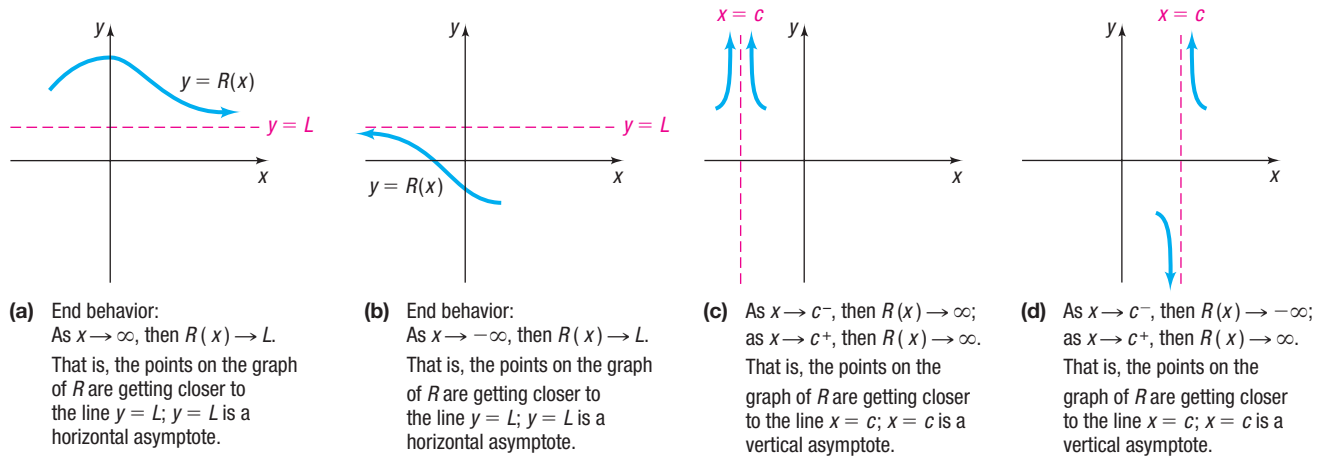


Figure 29

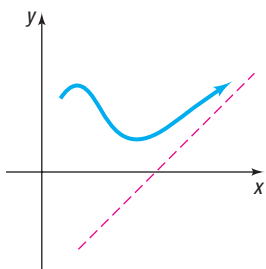


Figure 30 Oblique asymptote

A horizontal asymptote, when it occurs, describes the **end behavior** of the graph as $x \rightarrow \infty$ or as $x \rightarrow -\infty$. **The graph of a function may intersect a horizontal asymptote.**

A vertical asymptote, when it occurs, describes the behavior of the graph when x is close to some number c . **The graph of a rational function never intersects a vertical asymptote.**

There is a third possibility. If, as $x \rightarrow -\infty$ or as $x \rightarrow \infty$, the value of a rational function $R(x)$ approaches a linear expression $ax + b$, $a \neq 0$, then the line $y = ax + b$, $a \neq 0$, is an **oblique (or slant) asymptote** of R . Figure 30 shows an oblique asymptote. An oblique asymptote, when it occurs, describes the end behavior of the graph. **The graph of a function may intersect an oblique asymptote.**

 **Now Work** PROBLEMS 27 AND 35 (C)

2 Find the Vertical Asymptotes of a Rational Function

The vertical asymptotes of a rational function $R(x) = \frac{p(x)}{q(x)}$, in lowest terms, are located at the real zeros of the denominator $q(x)$. Suppose that r is a real zero of q , so $x - r$ is a factor of q . As $x \rightarrow r$, the values $x - r \rightarrow 0$, causing the ratio to become unbounded; that is, $|R(x)| \rightarrow \infty$. Based on the definition, we conclude that the line $x = r$ is a vertical asymptote.

THEOREM Locating Vertical Asymptotes

The graph of a rational function $R(x) = \frac{p(x)}{q(x)}$, in lowest terms, has a vertical asymptote $x = r$ if r is a real zero of the denominator q . That is, if $x - r$ is a factor of the denominator q of the rational function R , in lowest terms, the graph of R has a vertical asymptote $x = r$.

WARNING If a rational function is not in lowest terms, this theorem may result in an incorrect listing of vertical asymptotes. ■

EXAMPLE 4

Finding Vertical Asymptotes

Find the vertical asymptotes, if any, of the graph of each rational function.

(a) $F(x) = \frac{x+3}{x-1}$

(b) $R(x) = \frac{x}{x^2-4}$

(c) $H(x) = \frac{x^2}{x^2+1}$

(d) $G(x) = \frac{x^2-9}{x^2+4x-21}$

Solution

(a) $F(x) = \frac{x+3}{x-1}$ is in lowest terms, and the only real zero of the denominator is 1.

The line $x = 1$ is the vertical asymptote of the graph of F .

(b) $R(x) = \frac{x}{x^2-4}$ is in lowest terms, and the real zeros of the denominator $x^2 - 4$

are -2 and 2 . The lines $x = -2$ and $x = 2$ are the vertical asymptotes of the graph of R .


(c) $H(x) = \frac{x^2}{x^2+1}$ is in lowest terms, and the denominator has no real zeros. The graph of H has no vertical asymptotes.

(d) Factor the numerator and denominator of $G(x) = \frac{x^2-9}{x^2+4x-21}$ to determine whether G is in lowest terms.

$$G(x) = \frac{x^2-9}{x^2+4x-21} = \frac{(x+3)(x-3)}{(x+7)(x-3)} = \frac{x+3}{x+7} \quad x \neq 3$$

The only real zero of the denominator of G in lowest terms is -7 . The line $x = -7$ is the only vertical asymptote of the graph of G . J

As Example 4 illustrates, rational functions can have no vertical asymptotes, one vertical asymptote, or more than one vertical asymptote.

 **Now Work** PROBLEMS 45, 47, AND 49 (FIND THE VERTICAL ASYMPTOTES, IF ANY.)

Multiplicity and Vertical Asymptotes

Recall from Figure 15 in Section 4.1 that the end behavior of a polynomial function is always one of four types. For polynomials of odd degree, the ends of the graph go in opposite directions (one up and one down), whereas for polynomials of even degree, the ends go in the same direction (both up or both down).

For a rational function in lowest terms, the multiplicities of the real zeros in the denominator can be used in a similar fashion to determine the behavior of the graph around each vertical asymptote. Consider the following four functions, each with a single vertical asymptote, $x = 2$.

$$R_1(x) = \frac{1}{x-2} \quad R_2(x) = -\frac{1}{x-2} \quad R_3(x) = \frac{1}{(x-2)^2} \quad R_4(x) = -\frac{1}{(x-2)^2}$$

Figure 31 shows the graphs of each function. The graphs of R_1 and R_2 are transformations of the graph of $y = \frac{1}{x}$, and the graphs of R_3 and R_4 are transformations of the graph of $y = \frac{1}{x^2}$.

Based on Figure 31, we can make the following conclusions:

- If the multiplicity of the real zero that gives rise to a vertical asymptote is odd, the graph approaches ∞ on one side of the vertical asymptote and approaches $-\infty$ on the other side.
- If the multiplicity of the real zero that gives rise to the vertical asymptote is even, the graph approaches either ∞ or $-\infty$ on both sides of the vertical asymptote.

These results are true in general and will be helpful when graphing rational functions in the next section.

WARNING When identifying a vertical asymptote, as in the solution to Example 4(a), write the equation of the vertical asymptote as $x = 1$. Do not say that the vertical asymptote is 1. ■

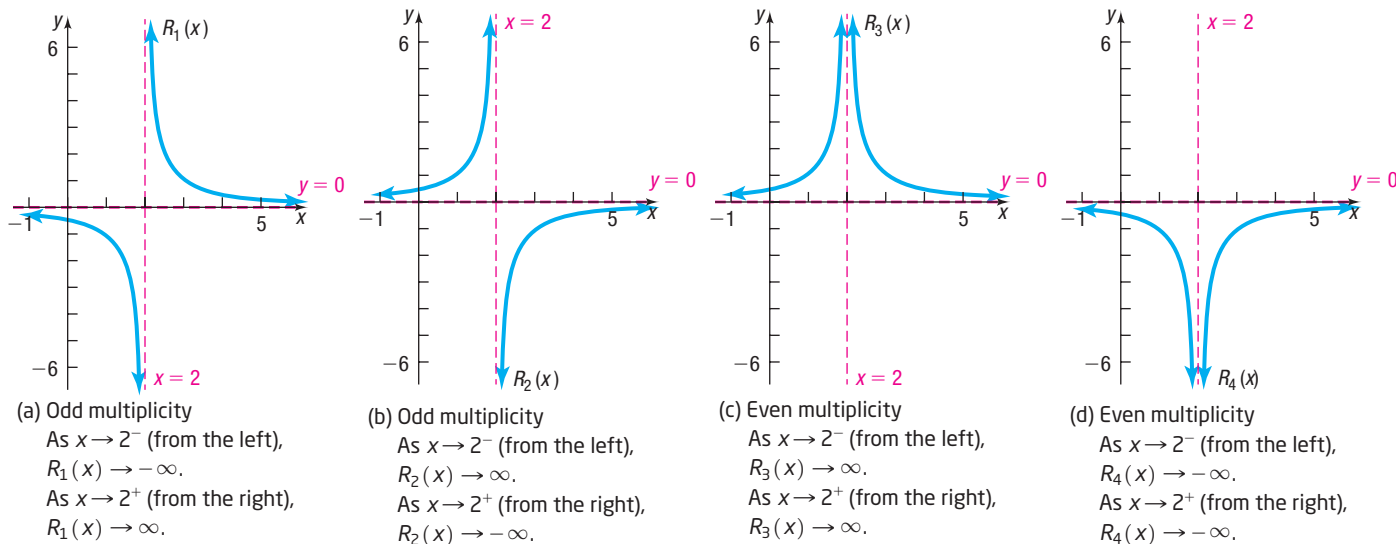


Figure 31

3 Find a Horizontal or an Oblique Asymptote of a Rational Function

To find horizontal or oblique asymptotes, we need to know how the function behaves as $x \rightarrow -\infty$ or as $x \rightarrow \infty$. That is, we need to determine the end behavior of the function. This can be done by examining the degrees of the numerator and denominator, and the respective power functions that each resembles. For example, consider the rational function

$$R(x) = \frac{3x - 2}{5x^2 - 7x + 1}$$

The degree of the numerator, 1, is less than the degree of the denominator, 2. When $|x|$ is very large, the numerator of R can be approximated by the power function $y = 3x$, and the denominator can be approximated by the power function $y = 5x^2$. This means

$$R(x) = \frac{3x - 2}{5x^2 - 7x + 1} \approx \frac{3x}{5x^2} = \frac{3}{5x} \rightarrow 0$$

For $|x|$ very large
As $x \rightarrow -\infty$ or $x \rightarrow \infty$

which shows that the line $y = 0$ is a horizontal asymptote. This result is true for all rational functions that are **proper** (that is, the degree of the numerator is less than the degree of the denominator). If a rational function is **improper** (that is, if the degree of the numerator is greater than or equal to the degree of the denominator), there could be a horizontal asymptote, an oblique asymptote, or neither. The following summary details how to find horizontal or oblique asymptotes.

Finding a Horizontal or an Oblique Asymptote of a Rational Function

Consider the rational function

$$R(x) = \frac{p(x)}{q(x)} = \frac{a_n x^n + a_{n-1} x^{n-1} + \cdots + a_1 x + a_0}{b_m x^m + b_{m-1} x^{m-1} + \cdots + b_1 x + b_0}$$

in which the degree of the numerator is n and the degree of the denominator is m .

- If $n < m$ (the degree of the numerator is less than the degree of the denominator), the line $y = 0$ is a horizontal asymptote.

(continued)

- If $n = m$ (the degree of the numerator equals the degree of the denominator), the line $y = \frac{a_n}{b_m}$ is a horizontal asymptote. (That is, the horizontal asymptote equals the ratio of the leading coefficients.)
- If $n = m + 1$ (the degree of the numerator is one more than the degree of the denominator), the line $y = ax + b$ is an oblique asymptote, which is the quotient found using polynomial division.
- If $n \geq m + 2$ (the degree of the numerator is two or more greater than the degree of the denominator), there are no horizontal or oblique asymptotes, and the end behavior of the graph resembles the power function $y = \frac{a_n}{b_m}x^{n-m}$.

Note: A rational function never has both a horizontal asymptote and an oblique asymptote. A rational function may have neither a horizontal nor an oblique asymptote.

EXAMPLE 5**Finding a Horizontal Asymptote**

Find the horizontal asymptote, if one exists, of the graph of

$$R(x) = \frac{4x^3 - 5x + 2}{7x^5 + 2x^4 - 3x}$$

Solution

Since the degree of the numerator, 3, is less than the degree of the denominator, 5, the rational function R is proper. The line $y = 0$ is a horizontal asymptote of the graph of R .

EXAMPLE 6**Finding a Horizontal or an Oblique Asymptote**

Find the horizontal or oblique asymptote, if one exists, of the graph of

$$H(x) = \frac{3x^4 - x^2}{x^3 - x^2 + 1}$$

Solution

Since the degree of the numerator, 4, is exactly one greater than the degree of the denominator, 3, the rational function H has an oblique asymptote. Find the asymptote by using polynomial division.

$$\begin{array}{r} 3x + 3 \\ x^3 - x^2 + 1 \overline{) 3x^4 - x^2 \\ \underline{3x^4 - 3x^3 \\ 3x^3 - x^2 - 3x \\ \underline{3x^3 - 3x^2 \\ 2x^2 - 3x - 3 \end{array}$$

As a result,

$$H(x) = \frac{3x^4 - x^2}{x^3 - x^2 + 1} = 3x + 3 + \frac{2x^2 - 3x - 3}{x^3 - x^2 + 1}$$

As $x \rightarrow -\infty$ or as $x \rightarrow \infty$,

$$\frac{2x^2 - 3x - 3}{x^3 - x^2 + 1} \approx \frac{2x^2}{x^3} = \frac{2}{x} \rightarrow 0$$

As $x \rightarrow -\infty$ or as $x \rightarrow \infty$, we have $H(x) \rightarrow 3x + 3$. The graph of the rational function H has an oblique asymptote $y = 3x + 3$. Put another way, as $x \rightarrow \pm\infty$, the graph of H resembles the graph of $y = 3x + 3$.

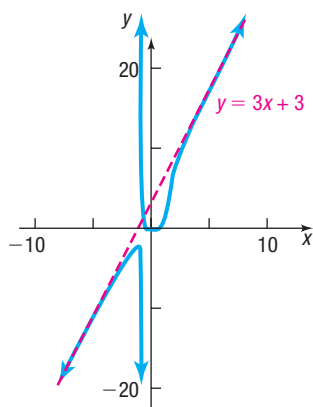


Figure 32 $H(x) = \frac{3x^4 - x^2}{x^3 - x^2 + 1}$

Figure 32 shows the graph of $H(x) = \frac{3x^4 - x^2}{x^3 - x^2 + 1}$.

EXAMPLE 7

Finding a Horizontal or an Oblique Asymptote

Find the horizontal or oblique asymptote, if one exists, of the graph of

$$R(x) = \frac{8x^2 - x + 2}{4x^2 - 1}$$

Solution

Since the degree of the numerator, 2, equals the degree of the denominator, 2, the rational function R has a horizontal asymptote equal to the ratio of the leading coefficients.

$$y = \frac{a_n}{b_m} = \frac{8}{4} = 2$$

To see why the horizontal asymptote equals the ratio of the leading coefficients, investigate the behavior of R as $x \rightarrow -\infty$ or as $x \rightarrow \infty$. When $|x|$ is very large, the numerator of R can be approximated by the power function $y = 8x^2$, and the denominator can be approximated by the power function $y = 4x^2$. This means that as $x \rightarrow -\infty$ or as $x \rightarrow \infty$,

$$R(x) = \frac{8x^2 - x + 2}{4x^2 - 1} \approx \frac{8x^2}{4x^2} = \frac{8}{4} = 2$$

The graph of the rational function R has a horizontal asymptote $y = 2$. The graph of R resembles the graph of $y = 2$ as $x \rightarrow \pm\infty$.

EXAMPLE 8

Finding a Horizontal or an Oblique Asymptote

Find the horizontal or oblique asymptote, if one exists, of the graph of

$$G(x) = \frac{2x^5 - x^3 + 2}{x^3 - 1}$$

Solution

Since the degree of the numerator, 5, is greater than the degree of the denominator, 3, by more than one, the rational function G has no horizontal or oblique asymptote. The end behavior of the graph resembles the power function $y = 2x^{5-3} = 2x^2$.

To see why this is the case, investigate the behavior of G as $x \rightarrow -\infty$ or as $x \rightarrow \infty$. When $|x|$ is very large, the numerator of G can be approximated by the power function $y = 2x^5$, and the denominator can be approximated by the power function $y = x^3$. This means as $x \rightarrow -\infty$ or as $x \rightarrow \infty$,

$$G(x) = \frac{2x^5 - x^3 + 2}{x^3 - 1} \approx \frac{2x^5}{x^3} = 2x^{5-3} = 2x^2$$

Since this is not linear, the graph of G has no horizontal or oblique asymptote.

Figure 33 shows the graph of $G(x) = \frac{2x^5 - x^3 + 2}{x^3 - 1}$.

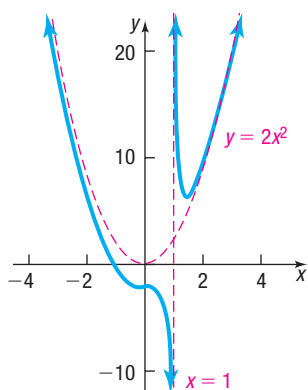


Figure 33 $G(x) = \frac{2x^5 - x^3 + 2}{x^3 - 1}$

 **Now Work** PROBLEMS 45, 47, AND 49 (FIND THE HORIZONTAL OR OBLIQUE ASYMPTOTE, IF ONE EXISTS.)

4.3 Assess Your Understanding

'Are You Prepared?' Answers are given at the end of these exercises. If you get a wrong answer, read the pages listed in red.

- True or False** The quotient of two polynomial expressions is a rational expression. (pp. A35–A42)
- What are the quotient and remainder when $3x^4 - x^2$ is divided by $x^3 - x^2 + 1$. (pp. A25–A27)
- Graph $y = \frac{1}{x}$. (p. 17)
- Graph $y = 2(x + 1)^2 - 3$ using transformations. (pp. 98–107)

Concepts and Vocabulary

- True or False** The domain of every rational function is the set of all real numbers.
- If, as $x \rightarrow -\infty$ or as $x \rightarrow \infty$, the values of $R(x)$ approach some fixed number L , then the line $y = L$ is a _____ of the graph of R .
- If, as x approaches some number c , the values of $|R(x)| \rightarrow \infty$, then the line $x = c$ is a _____ of the graph of R .
- For a rational function R , if the degree of the numerator is less than the degree of the denominator, then R is _____.
- True or False** The graph of a rational function may intersect a horizontal asymptote.
- True or False** The graph of a rational function may intersect a vertical asymptote.
- If a rational function is proper, then _____ is a horizontal asymptote.
- True or False** If the degree of the numerator of a rational function equals the degree of the denominator, then the rational function has a horizontal asymptote.
- Multiple Choice** If $R(x) = \frac{p(x)}{q(x)}$ is a rational function and if p and q have no common factors, then R is _____.
 (a) improper (b) proper
 (c) undefined (d) in lowest terms
- Multiple Choice** Which type of asymptote, when it occurs, describes the behavior of a graph when x is close to some number?
 (a) vertical (b) horizontal (c) oblique (d) all of these

Skill Building

In Problems 15–26, find the domain of each rational function.

15. $R(x) = \frac{4x}{x - 7}$

16. $R(x) = \frac{5x^2}{3 + x}$

17. $H(x) = \frac{-4x^2}{(x - 2)(x + 4)}$

18. $G(x) = \frac{6}{(x + 3)(4 - x)}$

19. $F(x) = \frac{3x(x - 1)}{2x^2 - 5x - 12}$

20. $Q(x) = \frac{-x(1 - x)}{3x^2 + 5x - 2}$

21. $R(x) = \frac{x}{x^3 - 64}$

22. $R(x) = \frac{x}{x^4 - 1}$

23. $H(x) = \frac{3x^2 + x}{x^2 + 9}$

24. $G(x) = \frac{x - 3}{x^4 + 1}$

25. $R(x) = \frac{3(x^2 - x - 6)}{5(x^2 - 4)}$

26. $F(x) = \frac{-2(x^2 - 4)}{3(x^2 + 4x + 4)}$

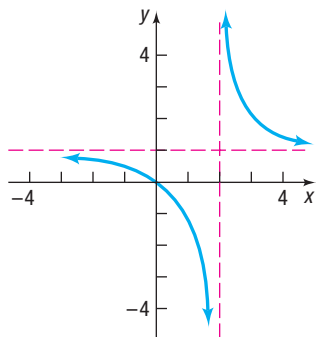
In Problems 27–32, use the graph shown to find

- (a) The domain and range of each function
 (d) Vertical asymptotes, if any

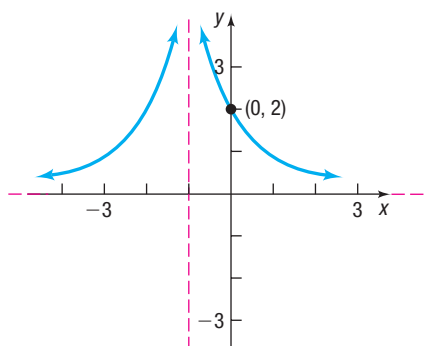
- (b) The intercepts, if any
 (e) Oblique asymptotes, if any

- (c) Horizontal asymptotes, if any

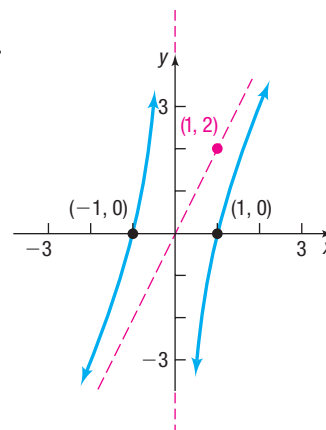
27.

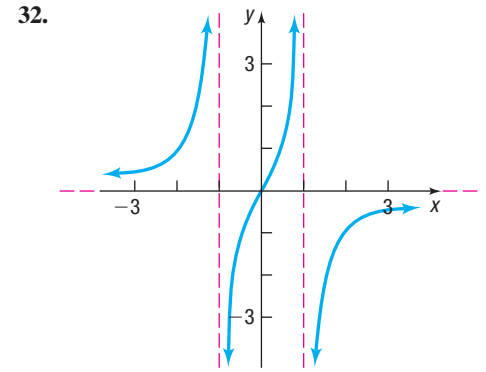
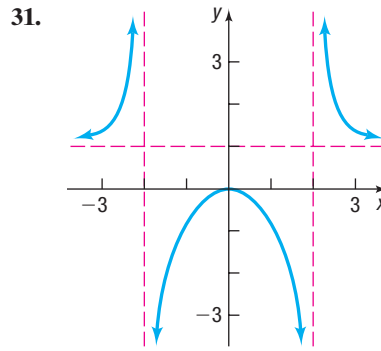
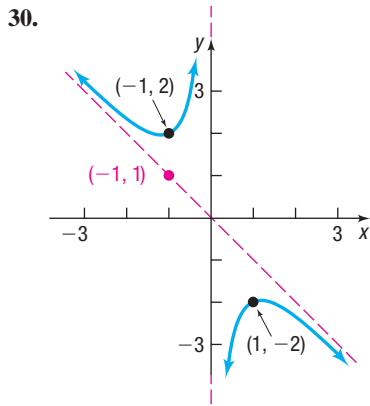


28.



29.





In Problems 33–44, (a) graph the rational function using transformations, (b) use the final graph to find the domain and range, and (c) use the final graph to list any vertical, horizontal, or oblique asymptotes.

33. $F(x) = 2 + \frac{1}{x}$

34. $Q(x) = 3 + \frac{1}{x^2}$

35. $R(x) = \frac{1}{(x-1)^2}$

36. $R(x) = \frac{3}{x}$

37. $H(x) = \frac{-2}{x+1}$

38. $G(x) = \frac{2}{(x+2)^2}$

39. $R(x) = \frac{-1}{x^2 + 4x + 4}$

40. $R(x) = \frac{1}{x-1} + 1$

41. $G(x) = 1 + \frac{2}{(x-3)^2}$

42. $F(x) = 2 - \frac{1}{x+1}$

43. $R(x) = \frac{x^2 - 4}{x^2}$

44. $R(x) = \frac{x-4}{x}$

In Problems 45–56, find the vertical, horizontal, and oblique asymptotes, if any, of each rational function.

45. $R(x) = \frac{3x}{x+4}$

46. $R(x) = \frac{3x+5}{x-6}$

47. $H(x) = \frac{x^3 - 8}{x^2 - 5x + 6}$

48. $G(x) = \frac{x^3 + 1}{x^2 - 5x - 14}$

49. $T(x) = \frac{x^3}{x^4 - 1}$

50. $P(x) = \frac{4x^2}{x^3 - 1}$

51. $Q(x) = \frac{2x^2 - 5x - 12}{3x^2 - 11x - 4}$

52. $F(x) = \frac{x^2 + 6x + 5}{2x^2 + 7x + 5}$

53. $R(x) = \frac{6x^2 + 19x - 7}{3x - 1}$

54. $R(x) = \frac{8x^2 + 26x - 7}{4x - 1}$

55. $G(x) = \frac{x^4 - 1}{x^2 - x}$

56. $F(x) = \frac{x^4 - 16}{x^2 - 2x}$

Applications and Extensions

57. Gravity In physics, it is established that the acceleration due to gravity, g (in meters/sec²), at a height h meters above sea level is given by

$$g(h) = \frac{3.99 \times 10^{14}}{(6.374 \times 10^6 + h)^2}$$

where 6.374×10^6 is the radius of Earth in meters.

- What is the acceleration due to gravity at sea level?
- The Willis Tower in Chicago, Illinois, is 443 meters tall. What is the acceleration due to gravity at the top of the Willis Tower?
- The peak of Mount Everest is 8848 meters above sea level. What is the acceleration due to gravity on the peak of Mount Everest?
- Find the horizontal asymptote of $g(h)$.
- Solve $g(h) = 0$. How do you interpret your answer?

58. Population Model A rare species of insect was discovered in the Amazon Rain Forest. To protect the species, environmentalists declared the insect endangered and transplanted the insect into a protected area. The population P of the insect t months after being transplanted is

$$P(t) = \frac{50(1 + 0.5t)}{2 + 0.01t}$$

(a) How many insects were discovered? In other words, what was the population when $t = 0$?

(b) What will the population be after 5 years?

(c) Determine the horizontal asymptote of $P(t)$. What is the largest population that the protected area can sustain?

59. Resistance in Parallel Circuits From Ohm's Law for circuits, it follows that the total resistance R_{tot} of two components hooked in parallel is given by the equation

$$R_{\text{tot}} = \frac{R_1 R_2}{R_1 + R_2}$$

where R_1 and R_2 are the individual resistances.

- Let $R_1 = 10$ ohms, and graph R_{tot} as a function of R_2 .
- Find and interpret any asymptotes of the graph obtained in part (a).
- If $R_2 = 2\sqrt{R_1}$, what value of R_1 will yield an R_{tot} of 17 ohms?

60. **Challenge Problem Newton's Method** In calculus you will learn that if

$$p(x) = a_n x^n + a_{n-1} x^{n-1} + \cdots + a_1 x + a_0$$

is a polynomial function, then the *derivative* of $p(x)$ is

$$p'(x) = na_n x^{n-1} + (n-1)a_{n-1} x^{n-2} + \cdots + 2a_2 x + a_1$$

Newton's Method is an efficient method for approximating the x -intercepts (or real zeros) of a function, such as $p(x)$. The following steps outline Newton's Method.

STEP 1: Select an initial value x_0 that is somewhat close to the x -intercept being sought.

STEP 2: Find values for x using the relation

$$x_{n+1} = x_n - \frac{p(x_n)}{p'(x_n)} \quad n = 0, 1, 2, \dots$$

until you get two consecutive values x_n and x_{n+1} that agree to whatever decimal place accuracy you desire.

STEP 3: The approximate zero will be x_{n+1} .

Consider the polynomial $p(x) = x^3 - 7x - 40$.

- (a) Evaluate $p(3)$ and $p(5)$.
 (b) What might we conclude about a zero of p ?

- (c) Use Newton's Method to approximate an x -intercept, r , $3 < r < 5$, of $p(x)$ to four decimal places.

61. **Challenge Problem** The **standard form** of the rational function $R(x) = \frac{mx + b}{cx + d}$, $c \neq 0$, is $R(x) = a\left(\frac{1}{x - h}\right) + k$.

To write a rational function in standard form requires polynomial division.

- (a) Write the rational function $R(x) = \frac{2x + 3}{x - 1}$ in standard form by writing R in the form

$$\text{Quotient} + \frac{\text{remainder}}{\text{divisor}}$$

- (b) Graph R using transformations.
 (c) Find the vertical asymptote and the horizontal asymptote of R .

62. **Challenge Problem** Repeat Problem 61 for the rational function $R(x) = \frac{-6x + 16}{2x - 7}$.

63. **Challenge Problem** Make up a rational function that has $y = 2x + 1$ as an oblique asymptote.

Explaining Concepts: Discussion and Writing

64. If the graph of a rational function R has the horizontal asymptote $y = 2$, the degree of the numerator of R equals the degree of the denominator of R . Explain why.
65. The graph of a rational function cannot have both a horizontal and an oblique asymptote. Explain why.
66. If the graph of a rational function R has the vertical asymptote $x = 4$, the factor $x - 4$ must be present in the denominator of R . Explain why.

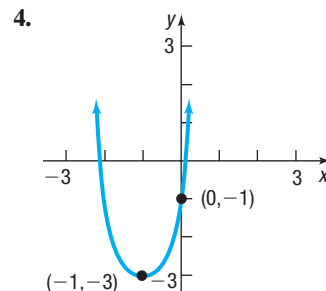
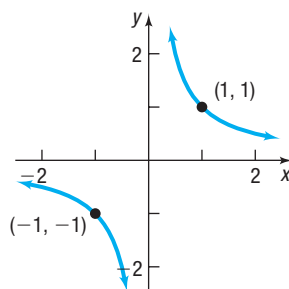
Retain Your Knowledge

Problems 67–76 are based on material learned earlier in the course. The purpose of these problems is to keep the material fresh in your mind so that you are better prepared for the final exam.

67. Find the equation of a vertical line passing through the point $(5, -3)$.
68. Solve: $\frac{2}{5}(3x - 7) + 1 = \frac{x}{4} - 2$
69. Is the graph of the equation $2x^3 - xy^2 = 4$ symmetric with respect to the x -axis, the y -axis, the origin, or none of these?
70. What are the points of intersection of the graphs of the functions $f(x) = -3x + 2$ and $g(x) = x^2 - 2x - 4$?
71. Find the intercepts of the graph of $f(x) = \frac{x - 6}{x + 2}$.
72. Use a graphing utility to find the local maximum of $f(x) = x^3 + 4x^2 - 3x + 1$
73. Where is $f(x) = 5x^2 - 13x - 6 < 0$?
74. Determine whether the function $f(x) = \frac{\sqrt[3]{x}}{x^2 + 6}$ is even, odd, or neither.
75. Simplify: $\frac{3}{x^2 - 9} - \frac{2}{x + 3}$
76. Solve: $3 - (2x + 4) > 5x + 13$

'Are You Prepared?' Answers

1. True 2. Quotient: $3x + 3$; remainder: $2x^2 - 3x - 3$ 3.



4.4 The Graph of a Rational Function

PREPARING FOR THIS SECTION Before getting started, review the following:

- Intercepts (Section 1.2, pp. 12–13)

 **Now Work** the 'Are You Prepared?' problem on page 220.

- OBJECTIVES**
- 1 Graph a Rational Function (p. 209)
 - 2 Solve Applied Problems Involving Rational Functions (p. 219)

1 Graph a Rational Function

We commented earlier that calculus provides the tools required to graph a polynomial function accurately. The same holds true for rational functions. However, we can gather together quite a bit of information about their graphs to get an idea of the general shape and position of the graph.

EXAMPLE 1

Graphing a Rational Function

Graph the rational function $R(x) = \frac{x-1}{x^2-4}$.

Step-by-Step Solution

Step 1 Factor the numerator and denominator of R . Find the domain of the rational function.

$$R(x) = \frac{x-1}{x^2-4} = \frac{x-1}{(x+2)(x-2)}$$

The domain of R is $\{x \mid x \neq -2, x \neq 2\}$.

Step 2 Write R in lowest terms.

Because there are no common factors between the numerator and denominator,

$R(x) = \frac{x-1}{x^2-4}$ is in lowest terms.

Step 3 Find and plot the intercepts of the graph. Use multiplicity to determine the behavior of the graph of R at each x -intercept.

Since 0 is in the domain of R , the y -intercept is $R(0) = \frac{1}{4}$. Plot the point $(0, \frac{1}{4})$.

The x -intercepts are the real zeros of the numerator of R written in lowest terms. Solving $x-1=0$, we find that the only real zero of the numerator is 1. So the only x -intercept of the graph of R is 1. Plot the point $(1, 0)$. The multiplicity of 1 is odd, so the graph crosses the x -axis at $x=1$.

Step 4 Find the vertical asymptotes. Graph each vertical asymptote using a dashed line. Determine the behavior of the graph on either side of each vertical asymptote.

The vertical asymptotes are the zeros of the denominator with the rational function in lowest terms. With R written in lowest terms, the graph of R has two vertical asymptotes: the lines $x=-2$ and $x=2$. The multiplicities of the zeros that give rise to the vertical asymptotes are both odd. Therefore, the graph approaches ∞ on one side of each vertical asymptote and approaches $-\infty$ on the other side.

Step 5 Find the horizontal or oblique asymptote, if one exists. Graph the asymptote using a dashed line. Find points, if any, where the graph of R intersects the asymptote. Plot the points.

Because the degree of the numerator is less than the degree of the denominator, R is proper and the line $y=0$ (the x -axis) is a horizontal asymptote of the graph. The graph of R intersects the horizontal asymptote at the x -intercept(s) of R . That is, the graph of R intersects the horizontal asymptote at $(1, 0)$.

Step 6 Use the real zeros of the numerator and denominator of R to divide the x -axis into intervals. Determine where the graph of R is above or below the x -axis by choosing a number in each interval and evaluating R . Plot the points found.

The real zero of the numerator, 1, and the real zeros of the denominator, -2 and 2 , divide the x -axis into four intervals:

$$(-\infty, -2) \quad (-2, 1) \quad (1, 2) \quad (2, \infty)$$

Now construct Table 9.

Table 9

Interval	$(-\infty, -2)$	$(-2, 1)$	$(1, 2)$	$(2, \infty)$
Number chosen	-3	-1	$\frac{3}{2}$	3
Value of R	$R(-3) = -0.8$	$R(-1) = \frac{2}{3}$	$R\left(\frac{3}{2}\right) = -\frac{2}{7}$	$R(3) = 0.4$
Location of graph	Below x -axis	Above x -axis	Below x -axis	Above x -axis
Point on graph	$(-3, -0.8)$	$\left(-1, \frac{2}{3}\right)$	$\left(\frac{3}{2}, -\frac{2}{7}\right)$	$(3, 0.4)$

Figure 34(a) shows the asymptotes, the points from Table 9, the y -intercept, and the x -intercept.

Step 7 Use the results obtained in Steps 1 through 6 to graph R .

- The graph crosses the x -axis at $x = 1$, changing from above the x -axis for $x < 1$ to below it for $x > 1$. Indicate this on the graph. See Figure 34(b).
- Since $y = 0$ (the x -axis) is a horizontal asymptote and the graph lies below the x -axis for $x < -2$, we can sketch a portion of the graph by placing a small arrow to the far left and under the x -axis.
- Since the line $x = -2$ is a vertical asymptote and the graph lies below the x -axis for $x < -2$, we place an arrow well below the x -axis and approaching the line $x = -2$ from the left. (As $x \rightarrow -2$ from the left, $R(x) \rightarrow -\infty$.)
- Since the graph approaches $-\infty$ on one side of $x = -2$, and -2 is a zero of odd multiplicity, the graph will approach ∞ on the other side of $x = -2$. That is, as $x \rightarrow -2$ from the right, $R(x) \rightarrow \infty$. Similarly, as $x \rightarrow 2$ from the left, $R(x) \rightarrow -\infty$ and as $x \rightarrow 2$ from the right, $R(x) \rightarrow \infty$.
- End behavior: As $x \rightarrow -\infty$, $R(x) \rightarrow 0$; and as $x \rightarrow \infty$, $R(x) \rightarrow 0$.

Figure 34(b) illustrates these conclusions and Figure 34(c) shows the graph of R .

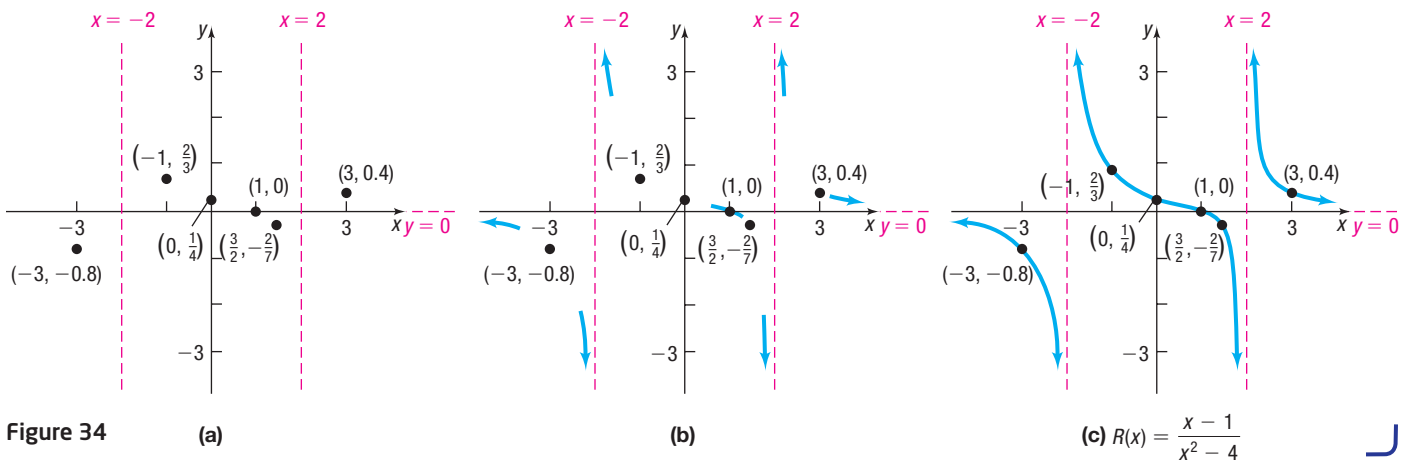


Figure 34

(a)

(b)

(c) $R(x) = \frac{x-1}{x^2-4}$

**Exploration**

Graph the rational function: $R(x) = \frac{x-1}{x^2-4}$

Result The analysis in Example 1 helps us to set the viewing rectangle to obtain a complete graph.

Figure 35(a) shows the graph of $R(x) = \frac{x-1}{x^2-4}$ in connected mode, and Figure 35(b) shows it in dot mode. Notice in Figure 35(a) that the graph has vertical lines at $x = -2$ and $x = 2$. This is due to the fact that when a graphing utility is in connected mode, some will connect the dots between consecutive pixels, and vertical lines may occur. We know that the graph of R does not cross the lines $x = -2$ and $x = 2$, since R is not defined at $x = -2$ or $x = 2$. So, when graphing rational functions, use dot mode if extraneous vertical lines are present in connected mode. Other graphing utilities may not have extraneous vertical lines in connected mode. See Figure 35(c) and (d).

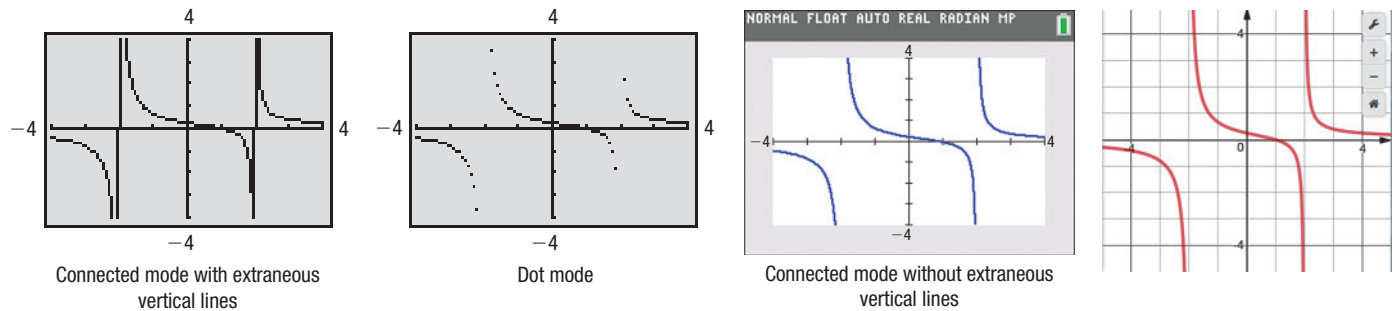


Figure 35 (a) TI-84 Plus

(b) TI-84 Plus

(c) TI-84 Plus C

(d) Desmos

SUMMARY**Steps for Graphing a Rational Function R**

- STEP 1:** Factor the numerator and denominator of R . Find the domain of the rational function.
- STEP 2:** Write R in lowest terms.
- STEP 3:** Find and plot the intercepts of the graph. Use multiplicity to determine the behavior of the graph of R at each x -intercept.
- STEP 4:** Find the vertical asymptotes. Graph each vertical asymptote using a dashed line. Determine the behavior of the graph of R on either side of each vertical asymptote.
- STEP 5:** Find the horizontal or oblique asymptote, if one exists. Graph the asymptote using a dashed line. Find points, if any, where the graph of R intersects the asymptote. Plot the points.
- STEP 6:** Use the real zeros of the numerator and denominator of R to divide the x -axis into intervals. Determine where the graph of R is above or below the x -axis by choosing a number in each interval and evaluating R . Plot the points found.
- STEP 7:** Use the results obtained in Steps 1 through 6 to graph R .

Now Work PROBLEM 7**EXAMPLE 2****Graphing a Rational Function**

Graph the rational function: $R(x) = \frac{x^2-1}{x}$

Solution **STEP 1:** $R(x) = \frac{(x+1)(x-1)}{x}$. The domain of R is $\{x|x \neq 0\}$.

STEP 2: R is in lowest terms.

STEP 3: Because x cannot equal 0, there is no y -intercept. The graph has two x -intercepts, -1 and 1 , each with odd multiplicity. Plot the points $(-1, 0)$ and $(1, 0)$. The graph crosses the x -axis at both points.

NOTE Because the denominator of the rational function is a monomial, we can also find the oblique asymptote as follows:

$$\frac{x^2 - 1}{x} = \frac{x^2}{x} - \frac{1}{x} = x - \frac{1}{x}$$

Since $\frac{1}{x} \rightarrow 0$ as $x \rightarrow \infty$, $y = x$ is the oblique asymptote. ■

STEP 4: The real zero of the denominator with R in lowest terms is 0, so the graph of R has the line $x = 0$ (the y -axis) as a vertical asymptote. Graph $x = 0$ using a dashed line. The multiplicity of 0 is odd, so the graph approaches ∞ on one side of the asymptote $x = 0$ and $-\infty$ on the other side.

STEP 5: Since the degree of the numerator, 2, is one greater than the degree of the denominator, 1, the graph of R has an oblique asymptote. To find the oblique asymptote, use polynomial division.

$$\begin{array}{r} x \\ x \overline{)x^2 - 1} \\ \underline{x^2} \\ -1 \end{array}$$

The quotient is x , so the line $y = x$ is an oblique asymptote of the graph. Graph $y = x$ using a dashed line.

To determine whether the graph of R intersects the asymptote $y = x$, solve the equation $R(x) = x$.

$$\begin{aligned} R(x) &= \frac{x^2 - 1}{x} = x \\ x^2 - 1 &= x^2 \\ -1 &= 0 \quad \text{Impossible} \end{aligned}$$

The equation $\frac{x^2 - 1}{x} = x$ has no solution, so the graph of R does not intersect the line $y = x$.

STEP 6: The real zeros of the numerator are -1 and 1 ; the real zero of the denominator is 0. Use these numbers to divide the x -axis into four intervals:

$$(-\infty, -1) \quad (-1, 0) \quad (0, 1) \quad (1, \infty)$$

Now construct Table 10. Plot the points from Table 10. You should now have Figure 36(a).

Table 10

Interval	$(-\infty, -1)$	$(-1, 0)$	$(0, 1)$	$(1, \infty)$
Number chosen	-2	$-\frac{1}{2}$	$\frac{1}{2}$	2
Value of R	$R(-2) = -\frac{3}{2}$	$R\left(-\frac{1}{2}\right) = \frac{3}{2}$	$R\left(\frac{1}{2}\right) = -\frac{3}{2}$	$R(2) = \frac{3}{2}$
Location of graph	Below x -axis	Above x -axis	Below x -axis	Above x -axis
Point on graph	$\left(-2, -\frac{3}{2}\right)$	$\left(-\frac{1}{2}, \frac{3}{2}\right)$	$\left(\frac{1}{2}, -\frac{3}{2}\right)$	$\left(2, \frac{3}{2}\right)$

STEP 7: To graph the function, begin by recalling that the graph crosses the x -axis at both x -intercepts (Step 3).

Since the graph of R is below the x -axis for $x < -1$ and is above the x -axis for $x > 1$, and since the graph of R does not intersect the oblique asymptote $y = x$ (Step 5), the graph of R approaches the line $y = x$, as shown in Figure 36(b).

Since the graph of R is above the x -axis for $-1 < x < 0$, the graph of R approaches ∞ as R approaches the vertical asymptote $x = 0$ from the left. Since the graph of R is below the x -axis for $0 < x < 1$, the graph of R approaches $-\infty$ as R approaches the vertical asymptote $x = 0$ from the right. See Figure 36(b).

NOTE Notice that R in Example 2 is an odd function. Do you see the symmetry about the origin in the graph of R in Figure 36(c)? ■

The complete graph is given in Figure 36(c).

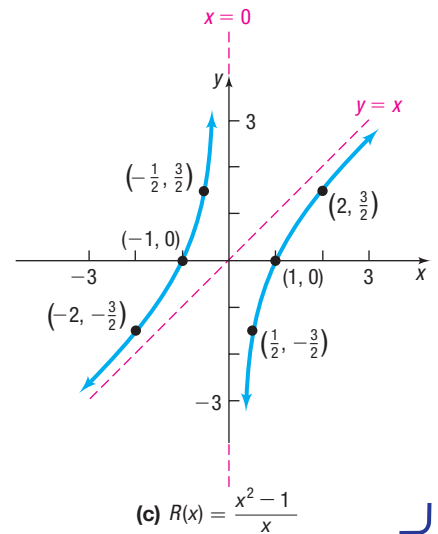
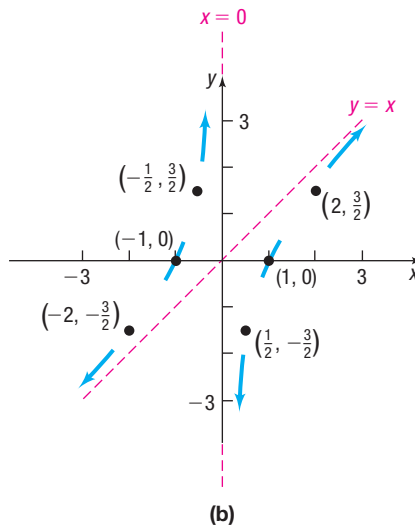
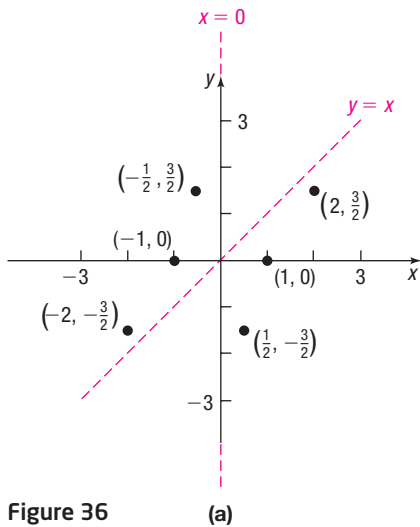


Figure 36

 Now Work PROBLEM 15

EXAMPLE 3

Graphing a Rational Function

Graph the rational function: $R(x) = \frac{x^4 + 1}{x^2}$

Solution

STEP 1: R is completely factored. The domain of R is $\{x \mid x \neq 0\}$.

STEP 2: R is in lowest terms.

STEP 3: There is no y -intercept. Since $x^4 + 1 = 0$ has no real solutions, there are no x -intercepts.

STEP 4: R is in lowest terms, so $x = 0$ (the y -axis) is a vertical asymptote of R . Graph the line $x = 0$ using dashes. The multiplicity of 0 is even, so the graph approaches either ∞ or $-\infty$ on both sides of the asymptote.

STEP 5: Since the degree of the numerator, 4, is two more than the degree of the denominator, 2, the rational function does not have a horizontal or oblique asymptote. Find the end behavior of R . As $|x| \rightarrow \infty$,

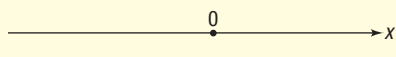
$$R(x) = \frac{x^4 + 1}{x^2} \approx \frac{x^4}{x^2} = x^2$$

The graph of R approaches the graph of $y = x^2$ as $x \rightarrow -\infty$ and as $x \rightarrow \infty$.

The graph of R does not intersect $y = x^2$. Do you know why? Graph $y = x^2$ using dashes.

STEP 6: The numerator has no real zeros, and the denominator has one real zero at 0. Divide the x -axis into the two intervals $(-\infty, 0)$ and $(0, \infty)$. Construct Table 11.

Table 11

		
Interval	$(-\infty, 0)$	$(0, \infty)$
Number chosen	-1	1
Value of R	$R(-1) = 2$	$R(1) = 2$
Location of graph	Above x -axis	Above x -axis
Point on graph	$(-1, 2)$	$(1, 2)$

STEP 7: Since the graph of R is above the x -axis and does not intersect $y = x^2$, the graph of R approaches $y = x^2$ from above on the left and right. Also, since the graph of R lies completely above the x -axis, and the multiplicity of the zero that gives rise to the vertical asymptote, $x = 0$, is even, the graph of R approaches ∞ from both the left and the right of $x = 0$. See Figure 37.

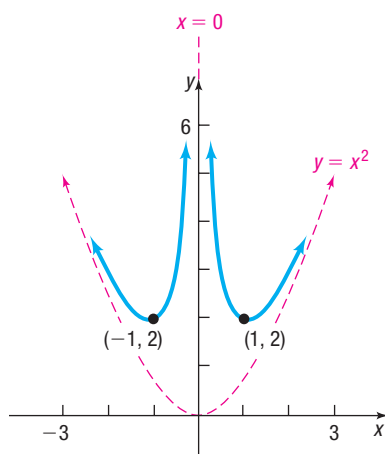


Figure 37 $R(x) = \frac{x^4 + 1}{x^2}$

NOTE Notice that R in Example 3 is an even function. Do you see the symmetry about the y -axis in the graph of R ? ■

 **Now Work** PROBLEM 13

EXAMPLE 4

Graphing a Rational Function

Graph the rational function: $R(x) = \frac{3x^2 - 3x}{x^2 + x - 12}$

Solution

STEP 1: Factor R .

$$R(x) = \frac{3x(x - 1)}{(x + 4)(x - 3)}$$

The domain of R is $\{x \mid x \neq -4, x \neq 3\}$.

STEP 2: R is in lowest terms.

STEP 3: The y -intercept is $R(0) = 0$. Plot the point $(0, 0)$. Since the real solutions of the equation $3x(x - 1) = 0$ are $x = 0$ and $x = 1$, the graph has two x -intercepts, 0 and 1, each with odd multiplicity. Plot the points $(0, 0)$ and $(1, 0)$; the graph crosses the x -axis at both points.

STEP 4: R is in lowest terms. The real solutions of the equation $(x + 4)(x - 3) = 0$ are $x = -4$ and $x = 3$, so the graph of R has two vertical asymptotes, the lines $x = -4$ and $x = 3$. Graph these lines using dashes. The multiplicities that give rise to the vertical asymptotes are both odd, so the graph approaches ∞ on one side of each vertical asymptote and $-\infty$ on the other side.

STEP 5: Since the degree of the numerator equals the degree of the denominator, the graph has a horizontal asymptote. To find it, form the quotient of the leading coefficient of the numerator, 3, and the leading coefficient of the denominator, 1. The graph of R has the horizontal asymptote $y = 3$.

To find out whether the graph of R intersects the asymptote, solve the equation $R(x) = 3$.

$$\begin{aligned} R(x) &= \frac{3x^2 - 3x}{x^2 + x - 12} = 3 \\ 3x^2 - 3x &= 3x^2 + 3x - 36 \\ -6x &= -36 \\ x &= 6 \end{aligned}$$

The graph intersects the line $y = 3$ at $x = 6$, so $(6, 3)$ is a point on the graph of R . Plot the point $(6, 3)$ and graph the line $y = 3$ using dashes.

STEP 6: The real zeros of the numerator, 0 and 1, and the real zeros of the denominator, -4 and 3, divide the x -axis into five intervals:

$$(-\infty, -4) \quad (-4, 0) \quad (0, 1) \quad (1, 3) \quad (3, \infty)$$

Construct Table 12. Plot the points from Table 12.

STEP 7: We analyze the graph from left to right. We know that $y = 3$ is a horizontal asymptote as $x \rightarrow -\infty$. Since the graph of R is above the x -axis for $x < -4$ and intersects the line $y = 3$ only at $(6, 3)$, as x approaches $-\infty$ the graph of R approaches the horizontal asymptote $y = 3$ from above. The graph of R approaches ∞ as x approaches -4 from the left and approaches $-\infty$ as x approaches -4 from the right.

The graph crosses the x -axis at $x = 0$, changing from being below the x -axis to being above. The graph also crosses the x -axis at $x = 1$, changing from being above the x -axis to being below.

Next, the graph of R approaches $-\infty$ as x approaches 3 from the left and approaches ∞ as x approaches 3 from the right. See Figure 38(a).

We do not know whether the graph of R crosses or touches the line $y = 3$ at $(6, 3)$. To see whether the graph crosses or touches the line $y = 3$, plot an additional point to the right of $(6, 3)$. We use $x = 7$ to find $R(7) = \frac{63}{22} < 3$.

The graph crosses $y = 3$ at $x = 6$. Because $(6, 3)$ is the only point where the graph of R intersects the asymptote $y = 3$, the graph approaches the line $y = 3$ from below as $x \rightarrow \infty$.

See Figure 38(b).

Table 12

	-4	0	1	3	x
Interval	$(-\infty, -4)$	$(-4, 0)$	$(0, 1)$	$(1, 3)$	$(3, \infty)$
Number chosen	-5	-2	$\frac{1}{2}$	2	4
Value of R	$R(-5) = 11.25$	$R(-2) = -1.8$	$R\left(\frac{1}{2}\right) = \frac{1}{15}$	$R(2) = -1$	$R(4) = 4.5$
Location of graph	Above x -axis	Below x -axis	Above x -axis	Below x -axis	Above x -axis
Point on graph	$(-5, 11.25)$	$(-2, -1.8)$	$\left(\frac{1}{2}, \frac{1}{15}\right)$	$(2, -1)$	$(4, 4.5)$

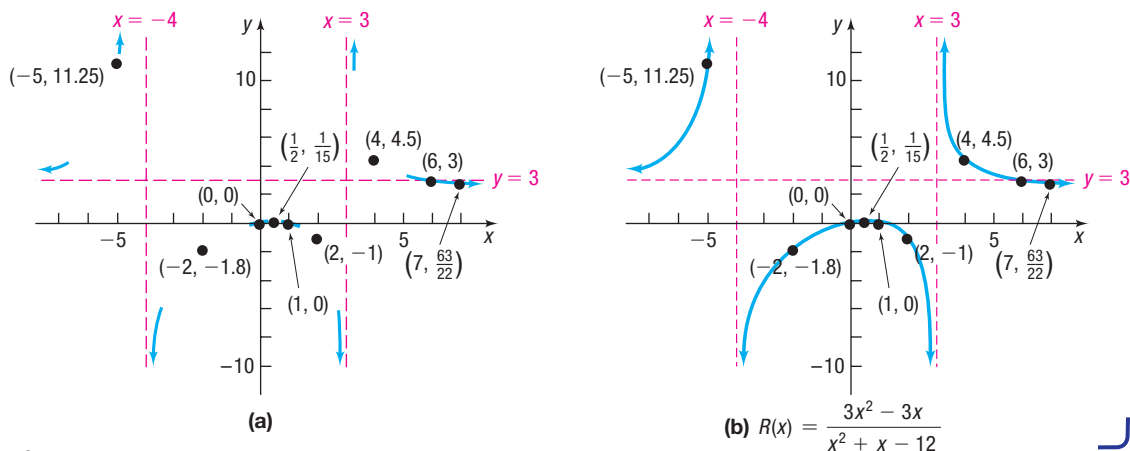


Figure 38

Exploration



Graph the rational function: $R(x) = \frac{3x^2 - 3x}{x^2 + x - 12}$

Result Figure 39(a) shows the graph on a TI-84 Plus C. The graph does not clearly display the behavior of the function between the two x -intercepts, 0 and 1. Nor does it clearly display the fact that the graph crosses the horizontal asymptote at (6, 3). To see these parts better, graph R for $-1 \leq x \leq 2$ [Figure 39(b)] and for $4 \leq x \leq 60$ [Figure 39(c)].

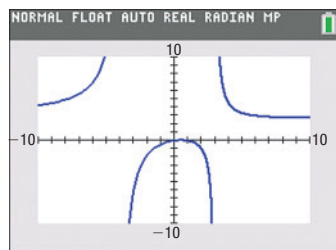
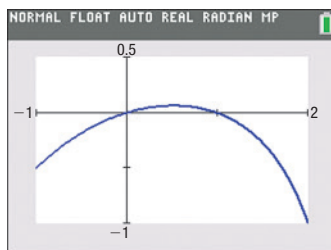
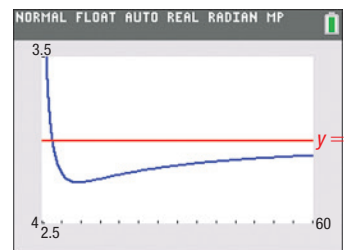


Figure 39 (a)



(b)



(c)

The new graphs show the expected behavior. Furthermore, we observe two turning points, one between 0 and 1 and the other to the right of 6. Rounded to two decimal places, these turning points are (0.52, 0.07) and (11.48, 2.75).

Now Work PROBLEM 31

EXAMPLE 5

Graphing a Rational Function with a Hole

Graph the rational function: $R(x) = \frac{2x^2 - 5x + 2}{x^2 - 4}$

Solution **STEP 1:** Factor R and obtain

$$R(x) = \frac{(2x - 1)(x - 2)}{(x + 2)(x - 2)}$$

The domain of R is $\{x \mid x \neq -2, x \neq 2\}$.

STEP 2: In lowest terms,

$$R(x) = \frac{2x - 1}{x + 2} \quad x \neq -2, x \neq 2$$

STEP 3: The y -intercept is $R(0) = -\frac{1}{2}$. Plot the point $(0, -\frac{1}{2})$. The graph has one x -intercept, $\frac{1}{2}$, with odd multiplicity. Plot the point $(\frac{1}{2}, 0)$. The graph will cross the x -axis at $x = \frac{1}{2}$.

STEP 4: Since $x + 2$ is the only factor of the denominator of $R(x)$ in lowest terms, the graph has one vertical asymptote, $x = -2$. Graph the line $x = -2$ using dashes. The multiplicity of -2 is odd, so the graph approaches ∞ on one side of the vertical asymptote and $-\infty$ on the other side.

Since 2 is not in the domain of R , and $x = 2$ is not a vertical asymptote of the graph of R , the graph of R has a **hole** at the point $(2, \frac{3}{4})$. Draw an open circle at the point $(2, \frac{3}{4})$ as shown in Figure 40(a) on page 218.

NOTE The coordinates of the hole are obtained by evaluating R in lowest terms at $x = 2$. R in lowest terms is $\frac{2x - 1}{x + 2}$, which, at $x = 2$, is $\frac{2 \cdot 2 - 1}{2 + 2} = \frac{3}{4}$. ■

STEP 5: Since the degree of the numerator equals the degree of the denominator, the graph has a horizontal asymptote. To find it, form the quotient of the leading coefficient of the numerator, 2, and the leading coefficient of the denominator, 1. The graph of R has the horizontal asymptote $y = 2$. Graph the line $y = 2$ using dashes.

To find out whether the graph of R intersects the horizontal asymptote $y = 2$, solve the equation $R(x) = 2$.

$$\begin{aligned} R(x) &= \frac{2x - 1}{x + 2} = 2 \\ 2x - 1 &= 2(x + 2) \\ 2x - 1 &= 2x + 4 \\ -1 &= 4 \quad \text{Impossible} \end{aligned}$$

The graph does not intersect the line $y = 2$. See Figure 40(a).

STEP 6: The real zeros of the numerator and denominator, -2 , $\frac{1}{2}$, and 2 , divide the x -axis into four intervals:

$$(-\infty, -2) \quad \left(-2, \frac{1}{2}\right) \quad \left(\frac{1}{2}, 2\right) \quad (2, \infty)$$

Construct Table 13. Plot the points in Table 13.

Table 13

	-2	1/2	2	x
Interval	$(-\infty, -2)$	$\left(-2, \frac{1}{2}\right)$	$\left(\frac{1}{2}, 2\right)$	$(2, \infty)$
Number chosen	-3	-1	1	3
Value of R	$R(-3) = 7$	$R(-1) = -3$	$R(1) = \frac{1}{3}$	$R(3) = 1$
Location of graph	Above x -axis	Below x -axis	Above x -axis	Above x -axis
Point on graph	$(-3, 7)$	$(-1, -3)$	$\left(1, \frac{1}{3}\right)$	$(3, 1)$

STEP 7: From Table 13 we know that the graph of R is above the x -axis for $x < -2$. From Step 5 we know that the graph of R does not intersect the asymptote $y = 2$. Therefore, the graph of R approaches $y = 2$ from above as $x \rightarrow -\infty$ and approaches ∞ as x approaches -2 from the left.

Since the graph of R is below the x -axis for $-2 < x < \frac{1}{2}$, the graph of R approaches $-\infty$ as x approaches -2 from the right. Finally, since the graph of R is above the x -axis for $x > \frac{1}{2}$ and does not intersect the horizontal asymptote $y = 2$, the graph of R approaches $y = 2$ from below as $x \rightarrow \infty$. The graph crosses the x -axis at $x = \frac{1}{2}$, changing from being below the x -axis to being above. See Figure 40(a).

See Figure 40(b) for the complete graph.

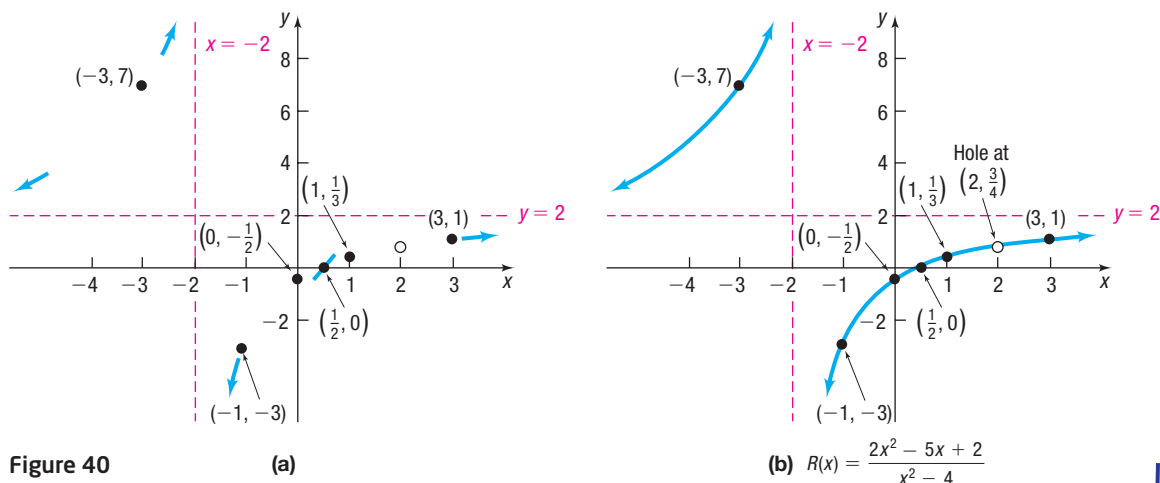


Figure 40

(a)

(b) $R(x) = \frac{2x^2 - 5x + 2}{x^2 - 4}$

Exploration



Graph $R(x) = \frac{2x^2 - 5x + 2}{x^2 - 4}$. Do you see the hole at $(2, \frac{3}{4})$? TRACE along the graph. Did you obtain an ERROR at $x = 2$? Are you convinced that an algebraic analysis of a rational function is required in order to accurately interpret the graph obtained with a graphing utility?

As Example 5 shows, **the zeros of the denominator of a rational function give rise to either vertical asymptotes or holes on the graph.**

Now Work PROBLEM 33

EXAMPLE 6

Constructing a Rational Function from Its Graph

Find a rational function that might have the graph shown in Figure 41.

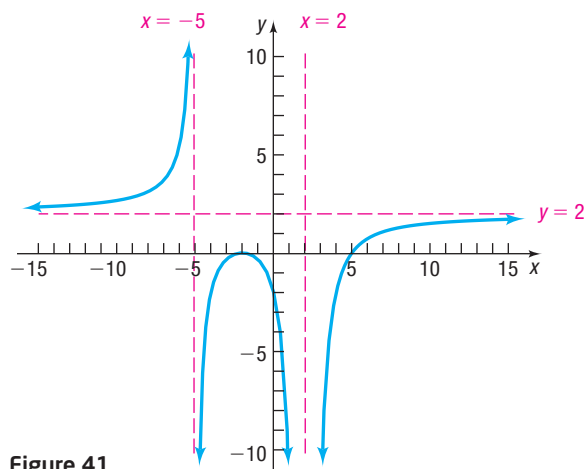


Figure 41

Solution

The numerator of a rational function $R(x) = \frac{p(x)}{q(x)}$ in lowest terms determines the x -intercepts of its graph. The graph shown in Figure 41 has x -intercepts -2 (even multiplicity; graph touches the x -axis) and 5 (odd multiplicity; graph crosses the x -axis). So one possibility for the numerator is $p(x) = (x + 2)^2(x - 5)$.

The denominator of a rational function in lowest terms determines the vertical asymptotes of its graph. The vertical asymptotes of the graph are $x = -5$ and $x = 2$. Since $R(x)$ approaches ∞ to the left of $x = -5$ and $R(x)$ approaches $-\infty$ to the right of $x = -5$, we know that $(x + 5)$ is a factor of odd multiplicity in $q(x)$. Also, $R(x)$ approaches $-\infty$ on both sides of $x = 2$, so $(x - 2)$ is a factor of even multiplicity in $q(x)$. A possibility for the denominator is $q(x) = (x + 5)(x - 2)^2$.

So far we have $R(x) = \frac{(x + 2)^2(x - 5)}{(x + 5)(x - 2)^2}$.

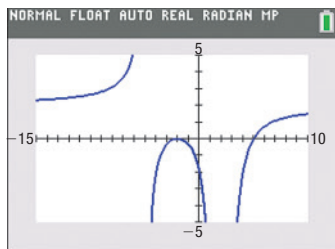


Figure 42

The horizontal asymptote of the graph given in Figure 41 is $y = 2$, so we know that the degree of the numerator must equal the degree of the denominator, which it does, and that the quotient of leading coefficients must be $\frac{2}{1}$. This leads to

$$R(x) = \frac{2(x+2)^2(x-5)}{(x+5)(x-2)^2}$$



Check: Figure 42 shows the graph of R on a TI-84 Plus C. Since Figure 42 looks similar to Figure 41, we have found a rational function R for the graph in Figure 41.

Now Work PROBLEM 51

2 Solve Applied Problems Involving Rational Functions



EXAMPLE 7

Finding the Least Cost of a Can

Reynolds Metal Company manufactures aluminum cans in the shape of a cylinder with a capacity of 500 cubic centimeters ($\frac{1}{2}$ liter). The top and bottom of the can are made of a special aluminum alloy that costs 0.05¢ per square centimeter. The sides of the can are made of material that costs 0.02¢ per square centimeter.

- Express the cost of material for the can as a function of the radius r of the can.
- Use a graphing utility to graph the function $C = C(r)$.
- What value of r will result in the least cost?
- What is this least cost?

Solution

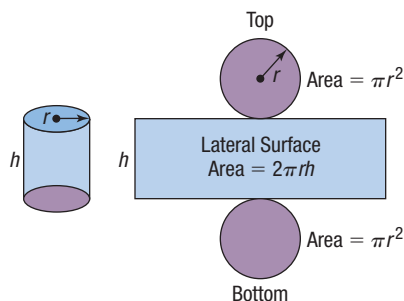


Figure 43

- Figure 43 illustrates the components of a can in the shape of a right circular cylinder. Notice that the material required to produce a cylindrical can of height h and radius r consists of a rectangle of area $2\pi rh$ and two circles, each of area πr^2 . The total cost C (in cents) of manufacturing the can is

$$\begin{aligned} C &= \text{Cost of the top and bottom} + \text{Cost of the side} \\ &= \underbrace{2 \cdot \pi r^2}_{\text{Total area of top and bottom}} \cdot \underbrace{0.05}_{\text{Cost/unit area}} + \underbrace{2\pi rh}_{\text{Total area of side}} \cdot \underbrace{0.02}_{\text{Cost/unit area}} \\ &= 0.10\pi r^2 + 0.04\pi rh \end{aligned}$$

There is an additional restriction that the height h and radius r must be chosen so that the volume V of the can is 500 cubic centimeters. Since $V = \pi r^2 h$, we have

$$500 = \pi r^2 h \quad \text{so} \quad h = \frac{500}{\pi r^2}$$

Substituting $\frac{500}{\pi r^2}$ for h , we find that the cost C , in cents, as a function of the radius r is

$$C(r) = 0.10\pi r^2 + 0.04\pi r \cdot \frac{500}{\pi r^2} = 0.10\pi r^2 + \frac{20}{r} = \frac{0.10\pi r^3 + 20}{r}$$



- See Figure 44 for the graph of $C = C(r)$.
- Using the MINIMUM command, the cost is least for a radius of about 3.17 centimeters.
- The least cost is $C(3.17) \approx 9.47$ ¢.

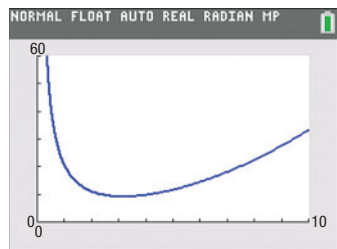


Figure 44

Now Work PROBLEM 63

4.4 Assess Your Understanding

'Are You Prepared?' The answer is given at the end of these exercises. If you get a wrong answer, read the pages listed in red.

1. Find the intercepts of the graph of the equation $y = \frac{x^2 - 1}{x^2 - 4}$. (pp. 12–13)

Concepts and Vocabulary

2. **True or False** The graph of every rational function has at least one asymptote.
3. **Multiple Choice** Which type of asymptote will never intersect the graph of a rational function?
 (a) horizontal (b) oblique
 (c) vertical (d) all of these
4. **True or False** The graph of a rational function sometimes has a hole.

$$5. R(x) = \frac{x(x-2)^2}{x-2}$$

- (a) Find the domain of R .
 (b) Find the x -intercepts of R .

6. **Multiple Choice** Identify the y -intercept of the graph of

$$R(x) = \frac{6(x-1)}{(x+1)(x+2)}.$$

- (a) -3 (b) -2 (c) -1 (d) 1

Skill Building

In Problems 7–50, follow Steps 1 through 7 on page 211 to graph each function.

7. $R(x) = \frac{x+1}{x(x+4)}$

8. $R(x) = \frac{x}{(x-1)(x+2)}$

9. $R(x) = \frac{3x+3}{2x+4}$

10. $R(x) = \frac{2x+4}{x-1}$

11. $R(x) = \frac{3}{x^2-4}$

12. $R(x) = \frac{6}{x^2-x-6}$

13. $P(x) = \frac{x^4+x^2+1}{x^2-1}$

14. $Q(x) = \frac{x^4-1}{x^2-4}$

15. $H(x) = \frac{x^3-1}{x^2-9}$

16. $G(x) = \frac{x^3+1}{x^2+2x}$

17. $R(x) = \frac{x^2}{x^2+x-6}$

18. $R(x) = \frac{x^2+x-12}{x^2-4}$

19. $G(x) = \frac{x}{x^2-4}$

20. $G(x) = \frac{3x}{x^2-1}$

21. $R(x) = \frac{3}{(x-1)(x^2-4)}$

22. $R(x) = \frac{-4}{(x+1)(x^2-9)}$

23. $H(x) = \frac{x^2-1}{x^4-16}$

24. $H(x) = \frac{x^2+4}{x^4-1}$

25. $F(x) = \frac{x^2-3x-4}{x+2}$

26. $F(x) = \frac{x^2+3x+2}{x-1}$

27. $R(x) = \frac{x^2+x-12}{x-4}$

28. $R(x) = \frac{x^2-x-12}{x+5}$

29. $F(x) = \frac{x^2+x-12}{x+2}$

30. $G(x) = \frac{x^2-x-12}{x+1}$

31. $R(x) = \frac{x(x-1)^2}{(x+3)^3}$

32. $R(x) = \frac{(x-1)(x+2)(x-3)}{x(x-4)^2}$

33. $R(x) = \frac{x^2+x-12}{x^2-x-6}$

34. $R(x) = \frac{x^2+3x-10}{x^2+8x+15}$

35. $R(x) = \frac{6x^2-7x-3}{2x^2-7x+6}$

36. $R(x) = \frac{8x^2+26x+15}{2x^2-x-15}$

37. $R(x) = \frac{x^2+5x+6}{x+3}$

38. $R(x) = \frac{x^2+x-30}{x+6}$

39. $H(x) = \frac{3x-6}{4-x^2}$

40. $H(x) = \frac{2-2x}{x^2-1}$

41. $F(x) = \frac{x^2-5x+4}{x^2-2x+1}$

42. $F(x) = \frac{x^2-2x-15}{x^2+6x+9}$

43. $G(x) = \frac{x}{(x+2)^2}$

44. $G(x) = \frac{2-x}{(x-1)^2}$

45. $f(x) = x + \frac{1}{x}$

46. $f(x) = 2x + \frac{9}{x}$

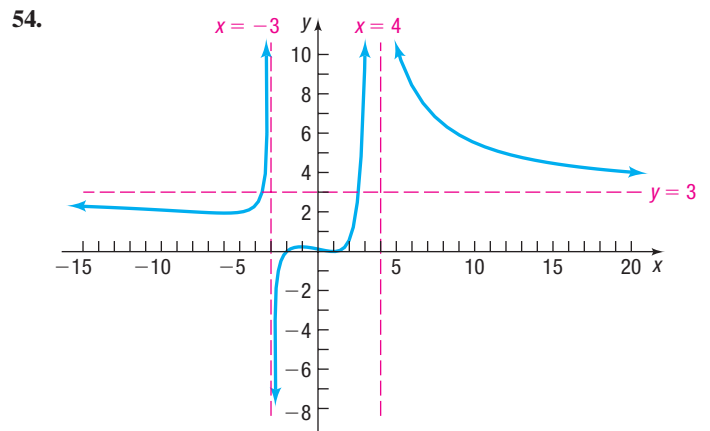
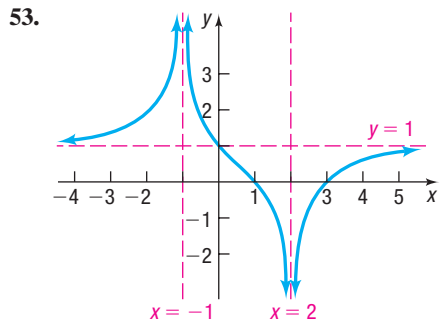
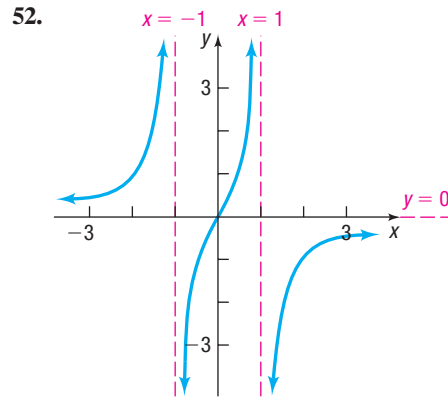
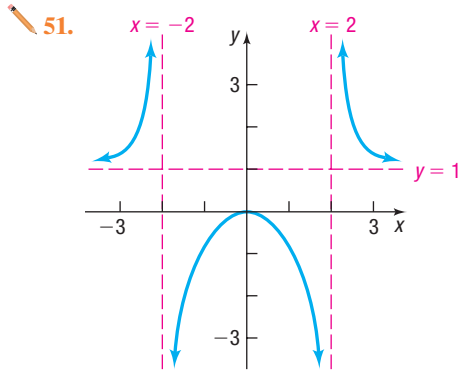
47. $f(x) = x^2 + \frac{1}{x}$

48. $f(x) = 2x^2 + \frac{16}{x}$

49. $f(x) = x + \frac{1}{x^3}$

50. $f(x) = 2x + \frac{9}{x^3}$

In Problems 51–54, find a rational function that might have the given graph. (More than one answer might be possible.)



Applications and Extensions

55. Probability At a fundraiser, each person in attendance is given a ball marked with a different number from 1 through x . All the balls are then placed in an urn, and a ball is chosen at random from the urn. The probability that a particular ball is selected is $\frac{1}{x}$. So the probability that a particular ball is not chosen is $1 - \frac{1}{x}$. Graph $P(x) = 1 - \frac{1}{x}$ using transformations. Comment on the probability a particular ball is not chosen as x increases.

56. Waiting in Line Suppose two employees at a fast-food restaurant can serve customers at the rate of 6 customers per minute. Further suppose that customers are arriving at the restaurant at the rate of x customers per minute. The average time T , in minutes, spent waiting in line and having your order taken and filled is given by the function $T(x) = -\frac{1}{x-6}$, where $0 < x < 6$. Graph this function using transformations.

57. Drug Concentration The concentration C of a certain drug in a patient's bloodstream t hours after injection is given by

$$C(t) = \frac{t}{2t^2 + 1}$$

(a) Find the horizontal asymptote of $C(t)$. What happens to the concentration of the drug as t increases?



(b) Using a graphing utility, graph $C = C(t)$.

(c) Determine the time at which the concentration is highest.

58. Drug Concentration The concentration C of a certain drug in a patient's bloodstream t minutes after injection is given by

$$C(t) = \frac{50t}{t^2 + 25}$$

(a) Find the horizontal asymptote of $C(t)$. What happens to the concentration of the drug as t increases?



(b) Using a graphing utility, graph $C = C(t)$.

(c) Determine the time at which the concentration is highest.



59. Minimum Cost A rectangular area adjacent to a river is to be fenced in; no fence is needed on the river side. The enclosed area is to be 1000 square feet. Fencing for the side parallel to the river is \$5 per linear foot, and fencing for the other two sides is \$8 per linear foot; the four corner posts are \$25 apiece. Let x be the length of one of the sides perpendicular to the river.

(a) Write a function $C(x)$ that describes the cost of the project.

(b) What is the domain of C ?



(c) Use a graphing utility to graph $C = C(x)$.

(d) Find the dimensions of the cheapest enclosure.

- 60. Doppler Effect** The Doppler effect (named after Christian Doppler) is the change in the pitch (frequency) of the sound from a source (s) as heard by an observer (o) when one or both are in motion. If we assume both the source and the observer are moving in the same direction, the relationship is

$$f' = f_a \left(\frac{v - v_o}{v - v_s} \right)$$

where f' = perceived pitch by the observer

f_a = actual pitch of the source

v = speed of sound in air (assume 772.4 mph)

v_o = speed of the observer

v_s = speed of the source

Suppose that you are traveling down a road at 45 mph and you hear an ambulance (with siren) coming toward you from the rear. The actual pitch of the siren is 600 hertz (Hz).

- (a) Write a function $f'(v_s)$ that describes this scenario.
 (b) If $f' = 620$ Hz, find the speed of the ambulance.
 (c) Use a graphing utility to graph the function.
 (d) Verify your answer from part (b).

Source: www.acs.psu.edu/drussell/

- 61. Minimizing Surface Area** United Parcel Service has contracted you to design a closed box with a square base that has a volume of 10,000 cubic inches. See the illustration.

(a) Express the surface area S of the box as a function of x .

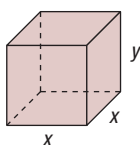


(b) Using a graphing utility, graph the function found in part (a).

(c) What is the minimum amount of cardboard that can be used to construct the box?

(d) What are the dimensions of the box that minimize the surface area?

(e) Why might UPS be interested in designing a box that minimizes the surface area?



- 62. Minimizing Surface Area** United Parcel Service has contracted you to design an open box with a square base that has a volume of 5000 cubic inches. See the illustration.

(a) Express the surface area S of the box as a function of x .

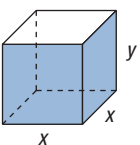


(b) Using a graphing utility, graph the function found in part (a).

(c) What is the minimum amount of cardboard that can be used to construct the box?

(d) What are the dimensions of the box that minimize the surface area?

(e) Why might UPS be interested in designing a box that minimizes the surface area?



- 63. Cost of a Can** A can in the shape of a right circular cylinder is required to have a volume of 500 cubic centimeters. The top and bottom are made of material that costs 6¢ per square centimeter, while the sides are made of material that costs 4¢ per square centimeter.

(a) Express the total cost C of the material as a function of the radius r of the cylinder. (Refer to Figure 43.)



(b) Graph $C = C(r)$. For what value of r is the cost C a minimum?

- 64. Material Needed to Make a Drum** A steel drum in the shape of a right circular cylinder is required to have a volume of 100 cubic feet.



- (a) Express the amount A of material required to make the drum as a function of the radius r of the cylinder.
 (b) How much material is required if the drum's radius is 3 feet?
 (c) How much material is required if the drum's radius is 4 feet?
 (d) How much material is required if the drum's radius is 5 feet?
 (e) Graph $A = A(r)$. For what value of r is A smallest?

- 65. Tennis Anyone?** To win a game in tennis, a player must win four points. If both players have won three points, the play continues until a player is ahead by two points to win the game. The model

$$P(x) = \frac{x^4(-8x^3 + 28x^2 - 34x + 15)}{2x^2 - 2x + 1}$$

represents the probability P of a player winning a game in which the player is serving the game and x is the probability of winning a point on serve. The player serving is the first to put the ball in play.

Source: Chris Gray, "Game, set and stats," Significance, February 2015.

(a) What is the probability that a player who is serving will win the game if the probability of the player winning a point on serve is 0.64?

(b) Find and interpret $P(0.62)$.

(c) Solve $P(x) = 0.9$.

(d) Graph $P = P(x)$ for $0 \leq x \leq 1$. Describe what happens to P as x approaches 1.

- 66. Texting Speed** A study of a new keyboard layout for smartphones found that the average number of words users could text per minute could be approximated by

$$N(t) = \frac{32(t + 2)}{t + 5}$$

where t is the number of days of practice with the keyboard.

(a) What was the average number of words users could text with the new layout at the beginning of the study?

(b) What was the average number of words users could text after using the layout for 1 week?

(c) Find and interpret the horizontal asymptote of N .

67. **Challenge Problem Removing a Discontinuity** In Example 5, we graphed the rational function $R(x) = \frac{2x^2 - 5x + 2}{x^2 - 4}$ and found that the graph has a hole at the point $(2, \frac{3}{4})$.

Therefore, the graph of R is discontinuous at $(2, \frac{3}{4})$. We can remove this discontinuity by defining the rational function R using the following piecewise-defined function:

$$R(x) = \begin{cases} \frac{2x^2 - 5x + 2}{x^2 - 4} & \text{if } x \neq 2 \\ \frac{3}{4} & \text{if } x = 2 \end{cases}$$

- (a) Redefine R from Problem 33 so that the discontinuity at $x = 3$ is removed.
 (b) Redefine R from Problem 35 so that the discontinuity at $x = \frac{3}{2}$ is removed.

68. **Challenge Problem Removing a Discontinuity** Refer to Problem 67.

- (a) Redefine R from Problem 34 so that the discontinuity at $x = -5$ is removed.
 (b) Redefine R from Problem 36 so that the discontinuity at $x = -\frac{5}{2}$ is removed.

Discussion and Writing

69. Graph each of the following functions:

$$y = \frac{x^2 - 1}{x - 1} \quad y = \frac{x^3 - 1}{x - 1} \quad y = \frac{x^4 - 1}{x - 1} \quad y = \frac{x^5 - 1}{x - 1}$$

Is $x = 1$ a vertical asymptote? Why? What happens for $x = 1$? What do you conjecture about the graph of $y = \frac{x^n - 1}{x - 1}$, $n \geq 1$ an integer, for $x = 1$?

70. Graph each of the following functions:

$$y = \frac{x^2}{x - 1} \quad y = \frac{x^4}{x - 1} \quad y = \frac{x^6}{x - 1} \quad y = \frac{x^8}{x - 1}$$

What similarities do you see? What differences?

71. Create a rational function that has the following characteristics: crosses the x -axis at 3; touches the x -axis at -2 ; one vertical asymptote, $x = 1$; and one horizontal asymptote, $y = 2$. Give your rational function to a fellow classmate and ask for a written critique of your rational function.

72. Create a rational function that has the following characteristics: crosses the x -axis at 2; touches the x -axis at -1 ; one vertical asymptote at $x = -5$ and another at $x = 6$; and one horizontal asymptote, $y = 3$. Compare your function to a fellow classmate's. How do they differ? What are their similarities?

73. Write a few paragraphs that provide a general strategy for graphing a rational function. Be sure to mention the following: proper, improper, intercepts, and asymptotes.

74. Create a rational function with the following characteristics: three real zeros, one of multiplicity 2; y -intercept 1; vertical asymptotes, $x = -2$ and $x = 3$; oblique asymptote, $y = 2x + 1$. Is this rational function unique? Compare your function with those of other students. What will be the same as everyone else's? Add some more characteristics, such as symmetry or naming the real zeros. How does this modify the rational function?

75. Explain the circumstances under which the graph of a rational function has a hole.

Retain Your Knowledge

Problems 76–85 are based on material learned earlier in the course. The purpose of these problems is to keep the material fresh in your mind so that you are better prepared for the final exam.

76. Subtract: $(4x^3 - 7x + 1) - (5x^2 - 9x + 3)$

77. Solve: $\frac{3x}{3x + 1} = \frac{x - 2}{x + 5}$

68. Find the absolute maximum of $f(x) = -\frac{2}{3}x^2 + 6x - 5$.

79. Find the vertex of the graph of $f(x) = 3x^2 - 12x + 7$.

80. Find the function whose graph is the same as the graph of $y = |x|$ but shifted down 4 units.

81. Find $g(3)$ where

$$g(x) = \begin{cases} 3x^2 - 7x & \text{if } x < 0 \\ 5x - 9 & \text{if } x \geq 0 \end{cases}$$

68. Given $f(x) = x^2 + 3x - 2$, find $f(x - 2)$.

83. Determine whether the lines $y = 3x - 2$ and $2x + 6y = 7$ are parallel, perpendicular, or neither.

84. Solve: $x - \sqrt{x + 7} = 5$

68. Solve: $2 \left[\frac{-x^2}{\sqrt{4 - x^2}} + \sqrt{4 - x^2} \right] = 0$

'Are You Prepared?' Answer

1. $(0, \frac{1}{4}), (1, 0), (-1, 0)$

4.5 Polynomial and Rational Inequalities

PREPARING FOR THIS SECTION Before getting started, review the following:

- Solving Inequalities (Section A.9, pp. A76–A78)
- Solving Quadratic Inequalities (Section 3.5, pp. 165–167)

 **Now Work** the 'Are You Prepared?' problems on page 228.

- OBJECTIVES**
- 1 Solve Polynomial Inequalities (p. 224)
 - 2 Solve Rational Inequalities (p. 226)

1 Solve Polynomial Inequalities

In this section we solve inequalities that involve polynomials of degree 3 and higher, along with inequalities that involve rational functions. To help understand the algebraic procedure for solving such inequalities, we use the information obtained in the previous four sections about the graphs of polynomial and rational functions. The approach follows the same methodology that we used to solve inequalities involving quadratic functions.

EXAMPLE 1

Solving a Polynomial Inequality Using A Graph

Solve $(x + 3)(x - 1)^2 > 0$ by graphing $f(x) = (x + 3)(x - 1)^2$.

Solution

Graph $f(x) = (x + 3)(x - 1)^2$ and determine the intervals of x for which the graph is above the x -axis. The function is positive on these intervals. Using Steps 1 through 5 on page 191, we obtain the graph shown in Figure 45.

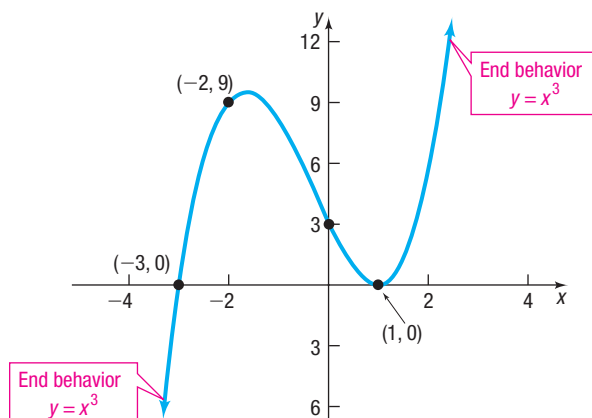


Figure 45 $f(x) = (x + 3)(x - 1)^2$

From the graph, we can see that $f(x) > 0$ for $-3 < x < 1$ or for $x > 1$. The solution set is $\{x \mid -3 < x < 1 \text{ or } x > 1\}$ or, using interval notation, $(-3, 1) \cup (1, \infty)$.

Now Work PROBLEM 9

The results of Example 1 lead to the following approach to solving polynomial and rational inequalities algebraically. Suppose that the polynomial or rational inequality is in one of the forms

$$f(x) < 0 \quad f(x) > 0 \quad f(x) \leq 0 \quad f(x) \geq 0$$

Locate the real zeros of f if f is a polynomial function, and locate the real zeros of the numerator and the denominator if f is a rational function. Use these zeros to divide the real number line into intervals because on each interval, the graph of f is either above the x -axis [$f(x) > 0$] or below the x -axis [$f(x) < 0$]. This enables us to identify the solution of the inequality.

EXAMPLE 2**Solving a Polynomial Inequality Algebraically**

Solve the inequality $x^4 > x$ algebraically, and graph the solution set.

Step-by-Step Solution

Step 1 Write the inequality so that a polynomial function f is on the left side and zero is on the right side.

Rearrange the inequality so that 0 is on the right side.

$$x^4 > x$$

$$x^4 - x > 0 \quad \text{Subtract } x \text{ from both sides of the inequality.}$$

This inequality is equivalent to the one we are solving.

Step 2 Determine the real zeros (x -intercepts of the graph) of f .

Find the real zeros of $f(x) = x^4 - x$ by solving $x^4 - x = 0$.

$$x^4 - x = 0$$

$$x(x^3 - 1) = 0 \quad \text{Factor out } x.$$

$$x(x - 1)(x^2 + x + 1) = 0 \quad \text{Factor the difference of two cubes.}$$

$$x = 0 \quad \text{or} \quad x - 1 = 0 \quad \text{or} \quad x^2 + x + 1 = 0 \quad \text{Use the Zero-Product Property.}$$

$$x = 0 \quad \text{or} \quad x = 1$$

The equation $x^2 + x + 1 = 0$ has no real solutions. Do you see why?

Step 3 Use the real zeros found in Step 2 to divide the real number line into intervals.

Use the real zeros to separate the real number line into three intervals:

$$(-\infty, 0) \quad (0, 1) \quad (1, \infty)$$

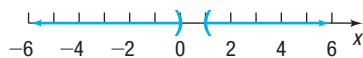
Step 4 Select a number in each interval, evaluate f at the number, and determine whether the value of f is positive or negative. If the value of f is positive, all values of f in the interval are positive. If the value of f is negative, all values of f in the interval are negative.

Select a test number in each interval found in Step 3 and evaluate $f(x) = x^4 - x$ at each number to determine whether the value of f is positive or negative. See Table 14.

Table 14

Interval	$(-\infty, 0)$	$(0, 1)$	$(1, \infty)$
Number chosen	-1	$\frac{1}{2}$	2
Value of f	$f(-1) = 2$	$f\left(\frac{1}{2}\right) = -\frac{7}{16}$	$f(2) = 14$
Conclusion	Positive	Negative	Positive

NOTE If the inequality is not strict (that is, if it is \leq or \geq), include the solutions of $f(x) = 0$ in the solution set. ■

**Figure 46**

Conclude that $f(x) > 0$ for all numbers x for which $x < 0$ or $x > 1$. The solution set of the inequality $x^4 > x$ is $\{x \mid x < 0 \text{ or } x > 1\}$ or, using interval notation, $(-\infty, 0) \cup (1, \infty)$.

Figure 46 shows the graph of the solution set.

The Role of Multiplicity in Solving Polynomial Inequalities

In Example 2, we used the number -1 and found that f is positive for all $x < 0$. Because the “cut point” of 0 is a zero of odd multiplicity (x is a factor to the first power), the sign of f changes on either side of 0 , so for $0 < x < 1$, f is negative. Similarly, f is positive for $x > 1$, since the multiplicity of the zero 1 is odd.

2 Solve Rational Inequalities

Just as we used a graphical approach to help understand the algebraic procedure for solving inequalities involving polynomials, we use a graphical approach to motivate the algebraic procedure for solving inequalities involving rational expressions.

EXAMPLE 3

Solving a Rational Inequality Using a Graph

Solve $\frac{x-1}{x^2-4} \geq 0$ by graphing $R(x) = \frac{x-1}{x^2-4}$.

Solution

Graph $R(x) = \frac{x-1}{x^2-4}$ and determine the intervals of x for which the graph is above or on the x -axis. The function R is nonnegative on these intervals. We graphed $R(x) = \frac{x-1}{x^2-4}$ in Example 1, Section 4.4 (pp. 209–210). We reproduce the graph in Figure 47.

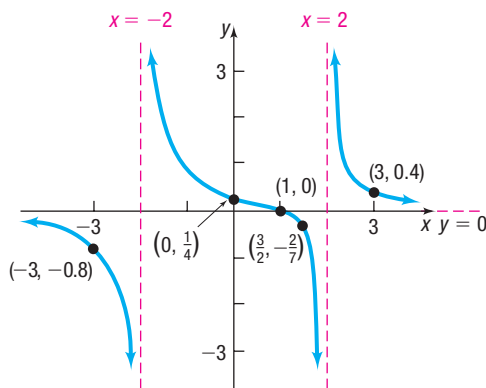


Figure 47 $R(x) = \frac{x-1}{x^2-4}$

From the graph, we can see that $R(x) \geq 0$ for $-2 < x \leq 1$ or $x > 2$. The solution set is $\{x \mid -2 < x \leq 1 \text{ or } x > 2\}$ or, using interval notation, $(-2, 1] \cup (2, \infty)$.

Now Work PROBLEM 15

To solve a rational inequality algebraically, we follow the same approach that we used to solve a polynomial inequality algebraically. However, we must also identify the real zeros of the denominator of the rational function because the sign of a rational function may change on either side of a vertical asymptote. Convince yourself of this by looking at Figure 47. Notice that the function values are negative for $x < -2$ and are positive for $x > -2$ (but less than 1).

EXAMPLE 4

Solving a Rational Inequality Algebraically

Solve the inequality $\frac{3x^2 + 13x + 9}{(x+2)^2} \leq 3$ algebraically, and graph the solution set.

Step-by-Step Solution

Step 1 Write the inequality so that a rational function f is on the left side and zero is on the right side.

Rearrange the inequality so that 0 is on the right side.

$$\frac{3x^2 + 13x + 9}{(x + 2)^2} \leq 3$$

$$\frac{3x^2 + 13x + 9}{x^2 + 4x + 4} - 3 \leq 0$$

Subtract 3 from both sides of the inequality; Expand $(x + 2)^2$.

$$\frac{3x^2 + 13x + 9}{x^2 + 4x + 4} - 3 \cdot \frac{x^2 + 4x + 4}{x^2 + 4x + 4} \leq 0$$

Multiply 3 by $\frac{x^2 + 4x + 4}{x^2 + 4x + 4}$.

$$\frac{3x^2 + 13x + 9 - 3x^2 - 12x - 12}{x^2 + 4x + 4} \leq 0$$

Write as a single quotient.

$$\frac{x - 3}{(x + 2)^2} \leq 0$$

Combine like terms.

Step 2 Determine the real zeros (x -intercepts of the graph) of f and the real numbers for which f is undefined.

The real zero of $f(x) = \frac{x - 3}{(x + 2)^2}$ is 3. Also, f is undefined for $x = -2$.

Step 3 Use the real zeros and undefined values found in Step 2 to divide the real number line into intervals.

Use the real zero and the undefined value to divide the real number line into three intervals:

$$(-\infty, -2) \quad (-2, 3) \quad (3, \infty)$$

Step 4 Select a number in each interval, evaluate f at the number, and determine whether the value of f is positive or negative. If the value of f is positive, all values of f in the interval are positive. If the value of f is negative, all values of f in the interval are negative.

Select a test number in each interval from Step 3, and evaluate f at each number to determine whether the value of f is positive or negative. See Table 15.

Table 15

Interval	$(-\infty, -2)$	$(-2, 3)$	$(3, \infty)$
Number chosen	-3	0	4
Value of f	$f(-3) = -6$	$f(0) = -\frac{3}{4}$	$f(4) = \frac{1}{36}$
Conclusion	Negative	Negative	Positive

NOTE If the inequality is not strict (\leq or \geq), include the solutions of $f(x) = 0$ in the solution set. ■

We conclude that $f(x) \leq 0$ for all numbers for which $x < -2$ or $-2 < x \leq 3$. Notice that we do not include -2 in the solution because -2 is not in the domain of f .

The solution set of the inequality $\frac{3x^2 + 13x + 9}{(x + 2)^2} \leq 3$ is $\{x \mid x < -2 \text{ or } -2 < x \leq 3\}$ or, using interval notation, $(-\infty, -2) \cup (-2, 3]$. Figure 48 shows the graph of the solution set.



Figure 48

The Role of Multiplicity in Solving Rational Inequalities

In Example 4, we used the number -3 and found that $f(x)$ is negative for all $x < -2$. Because the “cut point” of -2 is a zero of even multiplicity, we know the sign of $f(x)$ does not change on either side of -2 , so for $-2 < x < 3$, $f(x)$ is negative. Because the “cut point” of 3 is a zero of odd multiplicity, the sign of $f(x)$ changes on either side of 3 , so for $x > 3$, $f(x)$ is positive. Therefore, the solution set of $\frac{3x^2 + 13x + 9}{(x + 2)^2} \leq 3$ is $\{x \mid x < -2 \text{ or } -2 < x \leq 3\}$ or, using interval notation, $(-\infty, -2) \cup (-2, 3]$.

SUMMARY

Steps for Solving Polynomial and Rational Inequalities Algebraically

STEP 1: Write the inequality so that a polynomial or rational function f is on the left side and zero is on the right side in one of the following forms:

$$f(x) > 0 \quad f(x) \geq 0 \quad f(x) < 0 \quad f(x) \leq 0$$

For rational functions, be sure that the left side is written as a single quotient. Find the domain of f .

STEP 2: Determine the real numbers at which $f(x) = 0$ and, if the function is rational, the real numbers at which the function f is undefined.

STEP 3: Use the numbers found in Step 2 to divide the real number line into intervals.

STEP 4: Select a number in each interval and evaluate f at the number.

- If the value of f is positive, then $f(x) > 0$ for all numbers x in the interval.
- If the value of f is negative, then $f(x) < 0$ for all numbers x in the interval.
- If the inequality is not strict (\geq or \leq), include the solutions of $f(x) = 0$ that are in the domain of f in the solution set. Be careful to exclude values of x where f is undefined.

4.5 Assess Your Understanding

'Are You Prepared?' Answers are given at the end of these exercises. If you get a wrong answer, read the pages listed in red.

1. Solve the inequality $3 - 4x > 5$. Graph the solution set. (pp. A76–A78)

2. Solve the inequality $x^2 - 5x \leq 24$. Graph the solution set. (pp. 165–167)

Concepts and Vocabulary

3. **Multiple Choice** Which of the following could be a test number for the interval $-2 < x < 5$?

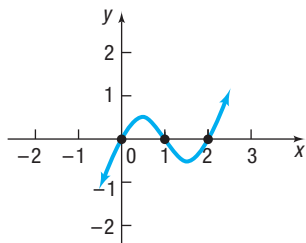
- (a) -3 (b) -2 (c) 4 (d) 7

4. **True or False** The graph of $f(x) = \frac{x}{x-3}$ is above the x -axis for $x < 0$ or $x > 3$, so the solution set of the inequality $\frac{x}{x-3} \geq 0$ is $\{x \mid x \leq 0 \text{ or } x \geq 3\}$.

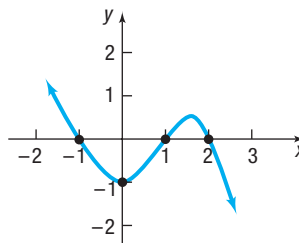
Skill Building

In Problems 5–8, use the graph of the function f to solve the inequality.

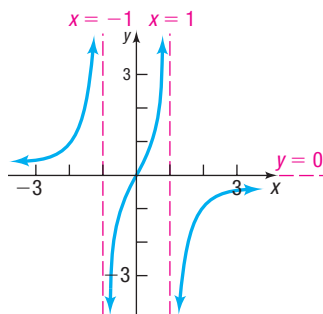
5. (a) $f(x) > 0$
(b) $f(x) \leq 0$



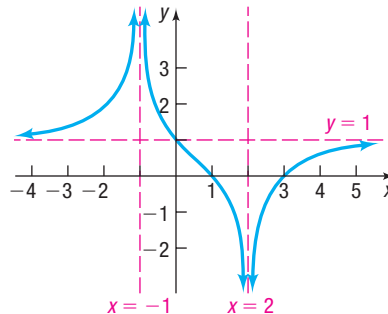
6. (a) $f(x) < 0$
(b) $f(x) \geq 0$



7. (a) $f(x) < 0$
(b) $f(x) \geq 0$



8. (a) $f(x) > 0$
(b) $f(x) \leq 0$



In Problems 9–14, solve the inequality by using the graph of the function.

[Hint: The graphs were drawn in Problems 5–10 of Section 4.2.]

9. Solve $f(x) < 0$, where $f(x) = x^2(x - 3)$.

11. Solve $f(x) \geq 0$, where $f(x) = (x + 4)^2(1 - x)$.

13. Solve $f(x) \leq 0$, where $f(x) = -2(x + 2)(x - 2)^3$.

10. Solve $f(x) \leq 0$, where $f(x) = x(x + 2)^2$.

12. Solve $f(x) > 0$, where $f(x) = (x - 1)(x + 3)^2$.

14. Solve $f(x) < 0$, where $f(x) = -\frac{1}{2}(x + 4)(x - 1)^3$.

In Problems 15–18, solve the inequality by using the graph of the function.

[Hint: The graphs were drawn in Problems 7–10 of Section 4.4.]

15. Solve $R(x) > 0$, where $R(x) = \frac{x + 1}{x(x + 4)}$.

17. Solve $R(x) \leq 0$, where $R(x) = \frac{3x + 3}{2x + 4}$.

16. Solve $R(x) < 0$, where $R(x) = \frac{x}{(x - 1)(x + 2)}$.

18. Solve $R(x) \geq 0$, where $R(x) = \frac{2x + 4}{x - 1}$.

In Problems 19–54, solve each inequality algebraically.

19. $(x - 4)^2(x + 6) < 0$

22. $x^3 + 8x^2 < 0$

25. $(x + 2)(x - 4)(x - 6) \leq 0$

28. $x^3 + 2x^2 - 3x > 0$

31. $x^4 > 1$

34. $(x - 3)(x + 2) < x^2 + 3x + 5$

37. $\frac{(x - 2)(x + 2)}{x} \leq 0$

40. $\frac{(x + 5)^2}{x^2 - 4} \geq 0$

43. $\frac{3x - 5}{x + 2} \leq 2$

46. $\frac{x - 1}{x + 2} \geq -2$

49. $\frac{x^2(3 + x)(x + 4)}{(x + 5)(x - 1)} \geq 0$

52. $\frac{(2 - x)^3(3x - 2)}{x^3 + 1} < 0$

20. $(x - 5)(x + 2)^2 > 0$

23. $2x^3 > -8x^2$

26. $(x + 1)(x + 2)(x + 3) \leq 0$

29. $x^4 > x^2$

32. $x^3 > 1$

35. $\frac{x + 1}{x - 1} > 0$

38. $\frac{(x - 3)(x + 2)}{x - 1} \leq 0$

41. $\frac{x + 4}{x - 2} \leq 1$

44. $\frac{x - 4}{2x + 4} \geq 1$

47. $\frac{1}{x - 2} < \frac{2}{3x - 9}$

50. $\frac{x(x^2 + 1)(x - 2)}{(x - 1)(x + 1)} \geq 0$

53. $6x - 5 < \frac{6}{x}$

21. $x^3 - 4x^2 > 0$

24. $3x^3 < -15x^2$

27. $x^3 - 4x^2 - 12x > 0$

30. $x^4 < 9x^2$

33. $3(x^2 - 2) < 2(x - 1)^2 + x^2$

36. $\frac{x - 3}{x + 1} > 0$

39. $\frac{(x - 3)^2}{x^2 - 4} \geq 0$

42. $\frac{x + 2}{x - 4} \geq 1$

45. $\frac{x + 1}{x - 3} \leq 2$

48. $\frac{5}{x - 3} > \frac{3}{x + 1}$

51. $\frac{(3 - x)^3(2x + 1)}{x^3 - 1} < 0$

54. $x + \frac{12}{x} < 7$

Mixed Practice In Problems 55–58, (a) graph each function by hand, and (b) solve $f(x) \geq 0$.

55. $f(x) = \frac{x^2 + 5x - 6}{x^2 - 4x + 4}$

57. $f(x) = \frac{(x + 4)(x^2 - 2x - 3)}{x^2 - x - 6}$

56. $f(x) = \frac{2x^2 + 9x + 9}{x^2 - 4}$

58. $f(x) = \frac{(x - 1)(x^2 - 5x + 4)}{x^2 + x - 20}$

Applications and Extensions

59. For what positive numbers is the cube of the number greater than four times its square?

60. For what positive numbers is the cube of the number less than the number?

61. What is the domain of the function $f(x) = \sqrt{x^4 - 16}$?

62. What is the domain of the function $f(x) = \sqrt{x^3 - 3x^2}$?

63. What is the domain of the function $f(x) = \sqrt{\frac{x - 2}{x + 4}}$?

64. What is the domain of the function $f(x) = \sqrt{\frac{x - 1}{x + 4}}$?

✎ In Problems 65–68, determine where the graph of f is below the graph of g by solving the inequality $f(x) \leq g(x)$. Graph f and g together.

65. $f(x) = x^4 - 1$

$g(x) = -2x^2 + 2$

66. $f(x) = x^4 - 1$

$g(x) = x - 1$

69. Where is the graph of $R(x) = \frac{x^4 - 16}{x^2 - 9}$ above the x -axis?

67. $f(x) = x^4 - 4$

$g(x) = 3x^2$

68. $f(x) = x^4$

$g(x) = 2 - x^2$

70. Where is the graph of $R(x) = \frac{x^3 - 8}{x^2 - 25}$ above the x -axis?
71. **Average Cost** Suppose that the daily cost C of manufacturing bicycles is given by $C(x) = 80x + 5000$. Then the average daily cost \bar{C} is given by $\bar{C}(x) = \frac{80x + 5000}{x}$. How many bicycles must be produced each day for the average cost to be no more than \$100?
72. **Average Cost** See Problem 71. Suppose that the government imposes a \$1000-per-day tax on the bicycle manufacturer so that the daily cost C of manufacturing x bicycles is now given by $C(x) = 80x + 6000$. Now the average daily cost \bar{C} is given by $\bar{C}(x) = \frac{80x + 6000}{x}$. How many bicycles must be produced each day for the average cost to be no more than \$100?

73. **Challenge Problem Bungee Jumping** Originating on Pentecost Island in the Pacific, the practice of a person jumping from a high place harnessed to a flexible attachment was introduced to Western culture in 1979 by the Oxford University Dangerous Sport Club. One important parameter to know before attempting a bungee jump is the amount the cord will stretch at the bottom of the fall. The stiffness of the cord is related to the amount of stretch by the equation

$$K = \frac{2W(S + L)}{S^2}$$

- where W = weight of the jumper (pounds)
 K = cord's stiffness (pounds per foot)
 L = free length of the cord (feet)
 S = stretch (feet)

- (a) A 150-pound person plans to jump off a ledge attached to a cord of length 42 feet. If the stiffness of the cord is no less than 16 pounds per foot, how much will the cord stretch?
- (b) If safety requirements will not permit the jumper to get any closer than 3 feet to the ground, what is the minimum height required for the ledge in part (a)?

Source: American Institute of Physics, Physics News Update, No. 150, November 5, 1993.

74. **Challenge Problem Gravitational Force** According to Newton's Law of Universal Gravitation, the attractive force F between two bodies is given by

$$F = G \frac{m_1 m_2}{r^2}$$

- where m_1, m_2 = the masses of the two bodies
 r = distance between the two bodies
 G = gravitational constant = 6.6742×10^{-11} newtons \cdot meter² \cdot kilogram⁻²

Suppose an object is traveling directly from Earth to the moon. The mass of Earth is 5.9742×10^{24} kilograms, the mass of the moon is 7.349×10^{22} kilograms, and the mean distance from Earth to the moon is 384,400 kilometers. For an object between Earth and the moon, how far from Earth is the force on the object due to the moon greater than the force on the object due to Earth?

Source: www.solarviews.com; en.wikipedia.org

Explaining Concepts: Discussion and Writing



75. The inequality $x^4 + 1 < -5$ has no solution. Explain why.
76. A student attempted to solve the inequality $\frac{x + 4}{x - 3} \leq 0$ by multiplying both sides of the inequality by $x - 3$ to get $x + 4 \leq 0$. This led to a solution of $\{x | x \leq -4\}$. Is the student correct? Explain.
77. Write a rational inequality whose solution set is $\{x | -3 < x \leq 5\}$.
78. Make up an inequality that has no solution. Make up one that has exactly one solution.

Retain Your Knowledge

Problems 79–88 are based on material learned earlier in the course. The purpose of these problems is to keep the material fresh in your mind so that you are better prepared for the final exam.

79. Solve: $9 - 2x \leq 4x + 1$
80. Factor completely: $6x^4y^4 + 3x^3y^5 - 18x^2y^6$
81. Write a function whose graph is the graph of $y = \sqrt{x}$ but is vertically compressed by a factor of $\frac{2}{3}$.
82. If $f(x) = \sqrt{3x - 1}$ and $g(x) = \sqrt{3x + 1}$, find $(f \cdot g)(x)$ and state its domain.
83. If $f(x) = 4x + 3$, find $f\left(\frac{x - 3}{4}\right)$.
84. Solve $\omega = \frac{1}{\sqrt{LC}}$ for C .
85. Determine whether the graph of $(x^2 + y^2 - 2x)^2 = 9(x^2 + y^2)$ is symmetric with respect to the x -axis, y -axis, origin, or none of these.
86. Approximate the turning points of $f(x) = x^3 - 2x^2 + 4$. Round answers to two decimal places.
87. Solve: $5x^2 - 3 = 2x^2 + 11x + 1$
88. What are the quotient and remainder when $8x^2 - 4x + 5$ is divided by $4x + 1$?

'Are You Prepared?' Answers

1. $\left\{x \mid x < -\frac{1}{2}\right\}$ or $\left(-\infty, -\frac{1}{2}\right)$ 
2. $\{x | -3 \leq x \leq 8\}$ or $[-3, 8]$ 

4.6 The Real Zeros of a Polynomial Function

PREPARING FOR THIS SECTION Before getting started, review the following:

- Evaluating Functions (Section 2.1, pp. 51–53)
- Factoring Polynomials (Section A.3, pp. A27–A28)
- Synthetic Division (Section A.4, pp. A31–A34)
- Polynomial Division (Section A.3, pp. A25–A27)
- Solve a Quadratic Equation (Section A.6, pp. A47–A51)

 **Now Work** the 'Are You Prepared?' problems on page 242.

- OBJECTIVES**
- 1 Use the Remainder and Factor Theorems (p. 231)
 - 2 Use Descartes' Rule of Signs to Determine the Number of Positive and the Number of Negative Real Zeros of a Polynomial Function (p. 234)
 - 3 Use the Rational Zeros Theorem to List the Potential Rational Zeros of a Polynomial Function (p. 235)
 - 4 Find the Real Zeros of a Polynomial Function (p. 236)
 - 5 Solve Polynomial Equations (p. 238)
 - 6 Use the Theorem for Bounds on Zeros (p. 239)
 - 7 Use the Intermediate Value Theorem (p. 240)

In Section 4.1, we were able to identify the real zeros of a polynomial function because either the polynomial function was in factored form or it could be easily factored. But how do we find the real zeros of a polynomial function if it is not factored or cannot be easily factored?

Recall that if r is a real zero of a polynomial function f , then $f(r) = 0$, r is an x -intercept of the graph of f , $x - r$ is a factor of f , and r is a solution of the equation $f(x) = 0$. For example, if $x - 4$ is a factor of f , then 4 is a real zero of f , and 4 is a solution to the equation $f(x) = 0$. For polynomial functions, we have seen the importance of the real zeros for graphing. In most cases, however, the real zeros of a polynomial function are difficult to find using algebraic methods. No nice formulas like the quadratic formula are available to help us find zeros for polynomials of degree 3 or higher. Formulas do exist for solving any third- or fourth-degree polynomial equation, but they are somewhat complicated. No general formulas exist for polynomial equations of degree 5 or higher. Refer to the Historical Feature at the end of this section for more information.

1 Use the Remainder and Factor Theorems

When one polynomial (the dividend) is divided by another (the divisor), a quotient polynomial and a remainder are obtained. The remainder is either the zero polynomial or a polynomial whose degree is less than the degree of the divisor. To check, verify that

$$(\text{Quotient}) (\text{Divisor}) + \text{Remainder} = \text{Dividend}$$

This checking routine is the basis for a famous theorem called the **division algorithm* for polynomials**, which we now state without proof.

*A systematic process in which certain steps are repeated a finite number of times is called an **algorithm**. For example, polynomial division is an algorithm.

THEOREM Division Algorithm for Polynomials

If $f(x)$ and $g(x)$ denote polynomial functions and if $g(x)$ is a polynomial whose degree is greater than zero, then there are unique polynomial functions $q(x)$ and $r(x)$ for which

$$\frac{f(x)}{g(x)} = q(x) + \frac{r(x)}{g(x)} \quad \text{or} \quad f(x) = q(x)g(x) + r(x) \quad (1)$$

↑ ↑ ↑ ↑
dividend quotient divisor remainder

where $r(x)$ is either the zero polynomial or a polynomial of degree less than that of $g(x)$.

In equation (1), $f(x)$ is the **dividend**, $g(x)$ is the **divisor**, $q(x)$ is the **quotient**, and $r(x)$ is the **remainder**.

If the divisor $g(x)$ is a first-degree polynomial of the form

$$g(x) = x - c \quad c \text{ a real number}$$

then the remainder $r(x)$ is either the zero polynomial or a polynomial of degree 0. As a result, for such divisors, the remainder is some number, say R , and we may write

$$f(x) = (x - c)q(x) + R \quad (2)$$

This equation is an identity in x and is true for all real numbers x . Suppose that $x = c$. Then equation (2) becomes

$$\begin{aligned} f(c) &= (c - c)q(c) + R \\ f(c) &= R \end{aligned}$$

Substitute $f(c)$ for R in equation (2) to obtain

$$f(x) = (x - c)q(x) + f(c) \quad (3)$$

which proves the *Remainder Theorem*.

REMAINDER THEOREM

Suppose f is a polynomial function. If $f(x)$ is divided by $x - c$, then the remainder is $f(c)$.

EXAMPLE 1**Using the Remainder Theorem**

Find the remainder when $f(x) = x^3 - 4x^2 - 5$ is divided by

- (a) $x - 3$ (b) $x + 2$

Solution

- (a) Either polynomial division or synthetic division could be used, but it is easier to use the Remainder Theorem, which states that the remainder is $f(3)$.


$$f(3) = 3^3 - 4 \cdot 3^2 - 5 = 27 - 36 - 5 = -14$$

The remainder is -14 .

- (b) To find the remainder when $f(x)$ is divided by $x + 2 = x - (-2)$, find $f(-2)$.

$$f(-2) = (-2)^3 - 4(-2)^2 - 5 = -8 - 16 - 5 = -29$$

The remainder is -29 .

 **COMMENT** A graphing utility provides another way to find the value of a function using the **evaluate** feature. Consult your manual for details. Then check the results of Example 1. ■

Compare the method used in Example 1(a) with the method used in Example 1 of Section A.4. Which method do you prefer?

An important and useful consequence of the Remainder Theorem is the *Factor Theorem*.

FACTOR THEOREM

Suppose f is a polynomial function. Then $x - c$ is a factor of $f(x)$ if and only if $f(c) = 0$.

The Factor Theorem actually consists of two separate statements:

1. If $f(c) = 0$, then $x - c$ is a factor of $f(x)$.
2. If $x - c$ is a factor of $f(x)$, then $f(c) = 0$.

The proof requires two parts.

Proof

1. Suppose that $f(c) = 0$. Then, by equation (3), we have

$$f(x) = (x - c)q(x)$$

for some polynomial $q(x)$. That is, $x - c$ is a factor of $f(x)$.

2. Suppose that $x - c$ is a factor of $f(x)$. Then there is a polynomial function q for which

$$f(x) = (x - c)q(x)$$

Replacing x by c , we find that

$$f(c) = (c - c)q(c) = 0 \cdot q(c) = 0$$

This completes the proof. ■

One use of the Factor Theorem is to determine whether a polynomial has a particular factor.

EXAMPLE 2

Using the Factor Theorem

Use the Factor Theorem to determine whether the function

$$f(x) = 2x^3 - x^2 + 2x - 3$$

has the factor

- (a) $x - 1$ (b) $x + 2$

Solution

The Factor Theorem states that if $f(c) = 0$, then $x - c$ is a factor.

- (a) Because $x - 1$ is of the form $x - c$ with $c = 1$, find the value of $f(1)$.

$$f(1) = 2 \cdot 1^3 - 1^2 + 2 \cdot 1 - 3 = 2 - 1 + 2 - 3 = 0$$

By the Factor Theorem, $x - 1$ is a factor of $f(x)$.

- (b) To test the factor $x + 2$, first write it in the form $x - c$. Since $x + 2 = x - (-2)$, find the value of $f(-2)$. Using synthetic division,

$$\begin{array}{r|rrrr} -2 & 2 & -1 & 2 & -3 \\ & & -4 & 10 & -24 \\ \hline & 2 & -5 & 12 & -27 \end{array}$$

Because $f(-2) = -27 \neq 0$, conclude from the Factor Theorem that $x - (-2) = x + 2$ is not a factor of $f(x)$.

From Example 2(a), $x - 1$ is a factor of f . To write f in factored form, divide f by $(x - 1)$.

$$\begin{array}{r} 1 \overline{) 2 \quad -1 \quad 2 \quad -3} \\ \underline{2 \quad 1 \quad 3} \\ 2 \quad 1 \quad 3 \quad 0 \end{array}$$

The quotient is $q(x) = 2x^2 + x + 3$ with a remainder of 0, as expected. Write f in factored form as

$$f(x) = 2x^3 - x^2 + 2x - 3 = (x - 1)(2x^2 + x + 3)$$

But how many real zeros can a polynomial function have? In counting the zeros of a polynomial, count each zero as many times as its multiplicity.

THEOREM Number of Real Zeros

A polynomial function cannot have more real zeros than its degree.

Proof The proof is based on the Factor Theorem. If r is a real zero of a polynomial function f , then $f(r) = 0$, and $x - r$ is a factor of $f(x)$. Each real zero corresponds to a factor of degree 1. Because f cannot have more first-degree factors than its degree, the result follows. ■

2 Use Descartes' Rule of Signs to Determine the Number of Positive and the Number of Negative Real Zeros of a Polynomial Function

Descartes' Rule of Signs provides information about the number and location of the real zeros of a polynomial function written in standard form (omitting terms with a 0 coefficient). It uses the number of variations in the sign of the coefficients of $f(x)$ and $f(-x)$.

For example, the following polynomial function has two variations in the signs of the coefficients.

$$f(x) = -3x^7 + 4x^4 + 3x^2 - 2x - 1$$

Replacing x by $-x$ gives

$$\begin{aligned} f(-x) &= -3(-x)^7 + 4(-x)^4 + 3(-x)^2 - 2(-x) - 1 \\ &= 3x^7 + 4x^4 + 3x^2 + 2x - 1 \end{aligned}$$

which has one variation in sign.

THEOREM Descartes' Rule of Signs

Suppose f is a polynomial function written in standard form.

- The number of positive real zeros of f either equals the number of variations in the sign of the nonzero coefficients of $f(x)$ or else equals that number less an even integer.
- The number of negative real zeros of f either equals the number of variations in the sign of the nonzero coefficients of $f(-x)$ or else equals that number less an even integer.

We do not prove Descartes' Rule of Signs. Let's see how it is used.

EXAMPLE 3

Using the Number of Real Zeros Theorem and Descartes' Rule of Signs

Discuss the real zeros of $f(x) = 3x^7 - 4x^4 + 3x^3 + 2x^2 - x - 3$.

Solution

Because the polynomial is of degree 7, by the Number of Real Zeros Theorem there are at most seven real zeros. Since there are three variations in the sign of the nonzero coefficients of $f(x)$, by Descartes' Rule of Signs we expect either three positive real zeros or one positive real zero.

To continue, look at $f(-x)$.

$$f(-x) = -3x^7 - 4x^4 - 3x^3 + 2x^2 + x - 3$$

There are two variations in sign, so we expect either two negative real zeros or no negative real zeros. Equivalently, we now know that the graph of f has either three positive x -intercepts or one positive x -intercept and two negative x -intercepts or no negative x -intercepts.

 **Now Work** PROBLEM 21

3 Use the Rational Zeros Theorem to List the Potential Rational Zeros of a Polynomial Function

The next result, called the *Rational Zeros Theorem*, provides information about the rational zeros of a polynomial with integer coefficients.

THEOREM Rational Zeros Theorem

Let f be a polynomial function of degree 1 or higher of the form

$$f(x) = a_n x^n + a_{n-1} x^{n-1} + \cdots + a_1 x + a_0 \quad a_n \neq 0 \quad a_0 \neq 0$$

where each coefficient is an integer. If $\frac{p}{q}$, in lowest terms, is a rational zero of f , then p must be a factor of a_0 , and q must be a factor of a_n .

EXAMPLE 4

Listing Potential Rational Zeros

List the potential rational zeros of

$$f(x) = 2x^3 + 11x^2 - 7x - 6$$

Solution

Because f has integer coefficients, the Rational Zeros Theorem may be used. First, list all the integers p that are factors of the constant term $a_0 = -6$ and all the integers q that are factors of the leading coefficient $a_3 = 2$.

$$p: \pm 1, \pm 2, \pm 3, \pm 6 \quad \text{Factors of } -6$$

$$q: \pm 1, \pm 2 \quad \text{Factors of } 2$$

Now form all possible ratios $\frac{p}{q}$.

$$\frac{p}{q}: \pm \frac{1}{1}, \pm \frac{2}{1}, \pm \frac{3}{1}, \pm \frac{6}{1}, \pm \frac{1}{2}, \pm \frac{2}{2}, \pm \frac{3}{2}, \pm \frac{6}{2}$$

which simplify to

$$\frac{p}{q}: \pm 1, \pm 2, \pm 3, \pm 6, \pm \frac{1}{2}, \pm \frac{3}{2}$$

If f has a rational zero, it will be found in this list of 12 possibilities.

 **Now Work** PROBLEM 33

Be sure that you understand what the Rational Zeros Theorem says: For a polynomial with integer coefficients, *if* there is a rational zero, it is one of those listed. It may be the case that the function does not have any rational zeros.

Polynomial division, synthetic division, or substitution can be used to test each potential rational zero to determine whether it is indeed a zero. To make the work easier, integers are usually tested first.

4 Find the Real Zeros of a Polynomial Function

EXAMPLE 5

Finding the Real Zeros of a Polynomial Function

Find the real zeros of the polynomial function $f(x) = 2x^3 + 11x^2 - 7x - 6$. Write f in factored form.

Step-by-Step Solution

Step 1 Use the degree of the polynomial to determine the maximum number of zeros.

Step 2 Use Descartes' Rule of Signs to determine the possible number of positive real zeros and negative real zeros.

Step 3 If the polynomial has integer coefficients, use the Rational Zeros Theorem to identify the rational numbers that are potential zeros. Use substitution, synthetic division, or polynomial division to determine whether each potential rational zero is a zero. If it is, factor the polynomial function. Repeat Step 3 until all the rational zeros of the polynomial function have been identified, or until the function can be factored.

Since f is a polynomial of degree 3, there are at most three real zeros.

By Descartes' Rule of Signs, there is one positive real zero. Also, because

$$f(-x) = -2x^3 + 11x^2 + 7x - 6$$

there are two negative real zeros or no negative real zeros.

List the potential rational zeros obtained in Example 4:

$$\pm 1, \pm 2, \pm 3, \pm 6, \pm \frac{1}{2}, \pm \frac{3}{2}$$

From the list, test 1 first using synthetic division.

$$\begin{array}{r|rrrr} 1 & 2 & 11 & -7 & -6 \\ & & 2 & 13 & 6 \\ \hline & 2 & 13 & 6 & 0 \end{array}$$

Since $f(1) = 0$, 1 is a zero of f and $x - 1$ is a factor of f . So,

$$f(x) = 2x^3 + 11x^2 - 7x - 6 = (x - 1)(2x^2 + 13x + 6)$$

Now any solution of the equation $2x^2 + 13x + 6 = 0$ is also a zero of f . The equation $2x^2 + 13x + 6 = 0$ is called a **depressed equation** of f . Because any solution to the equation $2x^2 + 13x + 6 = 0$ is a zero of f , work with the depressed equation to find the remaining zeros of f .

The depressed equation $2x^2 + 13x + 6 = 0$ can be factored.

$$2x^2 + 13x + 6 = (2x + 1)(x + 6) = 0$$

$$2x + 1 = 0 \quad \text{or} \quad x + 6 = 0$$

$$x = -\frac{1}{2} \quad \text{or} \quad x = -6$$

The zeros of f are -6 , $-\frac{1}{2}$, and 1.

The factored form of f is:

$$\begin{aligned} f(x) &= 2x^3 + 11x^2 - 7x - 6 = (x - 1)(2x^2 + 13x + 6) \\ &= (x - 1)(2x + 1)(x + 6) \end{aligned}$$

Notice in Example 5 that all three zeros of f are in the list of potential rational zeros and agree with what was expected from Descartes' Rule of Signs.

SUMMARY

Steps for Finding the Real Zeros of a Polynomial Function

- STEP 1:** Use the degree of the polynomial to determine the maximum number of real zeros.
- STEP 2:** Use Descartes' Rule of Signs to determine the possible number of positive real zeros and negative real zeros.
- STEP 3:**
- If the polynomial has integer coefficients, use the Rational Zeros Theorem to identify those rational numbers that potentially could be zeros.
 - Use substitution, synthetic division, or polynomial division to test each potential rational zero. Each time a zero is obtained, a factor is found. Repeat Step 3 on the depressed equation.
 - When searching for the zeros, use factoring techniques already known when possible.

EXAMPLE 6

Finding the Real Zeros of a Polynomial Function

Find the real zeros of $f(x) = x^5 - 7x^4 + 19x^3 - 37x^2 + 60x - 36$. Write f in factored form.

Solution

STEP 1: Because f is a polynomial of degree 5, there are at most five real zeros.

STEP 2: By Descartes' Rule of Signs, there are five, three, or one positive real zeros. There are no negative real zeros because

$$f(-x) = -x^5 - 7x^4 - 19x^3 - 37x^2 - 60x - 36$$

has no sign variation.

STEP 3: Because the leading coefficient $a_5 = 1$ and there are no negative real zeros, the potential rational zeros are limited to the positive integers 1, 2, 3, 4, 6, 9, 12, 18, and 36 (the positive factors of the constant term, 36). Test the potential rational zero 1 first, using synthetic division.

$$\begin{array}{r|rrrrrr} 1 & 1 & -7 & 19 & -37 & 60 & -36 \\ & & 1 & -6 & 13 & -24 & 36 \\ \hline & 1 & -6 & 13 & -24 & 36 & 0 \end{array}$$

The remainder is $f(1) = 0$, so 1 is a zero and $x - 1$ is a factor of f . Use the entries in the bottom row of the synthetic division to begin factoring f .

$$\begin{aligned} f(x) &= x^5 - 7x^4 + 19x^3 - 37x^2 + 60x - 36 \\ &= (x - 1)(x^4 - 6x^3 + 13x^2 - 24x + 36) \end{aligned}$$

Continue the process using the depressed equation:

$$q_1(x) = x^4 - 6x^3 + 13x^2 - 24x + 36 = 0$$

REPEAT STEP 3: The potential rational zeros of q_1 are still 1, 2, 3, 4, 6, 9, 12, 18, and 36. Test 1 again, since it may be a repeated zero of f .

$$\begin{array}{r|rrrrr} 1 & 1 & -6 & 13 & -24 & 36 \\ & & 1 & -5 & 8 & -16 \\ \hline & 1 & -5 & 8 & -16 & 20 \end{array}$$

Since the remainder is 20, 1 is not a repeated zero. Try 2 next.

$$\begin{array}{r|rrrrr} 2 & 1 & -6 & 13 & -24 & 36 \\ & & 2 & -8 & 10 & -38 \\ \hline & 1 & -4 & 5 & -14 & 8 \end{array}$$

Since the remainder is 8, 2 is not a zero. Try 3 next.

$$\begin{array}{r|rrrrr} 3 & 1 & -6 & 13 & -24 & 36 \\ & & 3 & -9 & 12 & -36 \\ \hline & 1 & -3 & 4 & -12 & 0 \end{array}$$

The remainder is $f(3) = 0$, so 3 is a zero and $x - 3$ is a factor of f . Use the bottom row of the synthetic division to continue the factoring of f .

$$\begin{aligned} f(x) &= x^5 - 7x^4 + 19x^3 - 37x^2 + 60x - 36 \\ &= (x - 1)(x - 3)(x^3 - 3x^2 + 4x - 12) \end{aligned}$$

The remaining zeros satisfy the new depressed equation

$$q_2(x) = x^3 - 3x^2 + 4x - 12 = 0$$

Notice that $q_2(x)$ can be factored by grouping. Alternatively, Step 3 could be repeated to again check the potential rational zero 3. The potential rational zeros 1 and 2 would no longer be checked because they have already been eliminated.

Now

$$\begin{aligned} x^3 - 3x^2 + 4x - 12 &= 0 \\ x^2(x - 3) + 4(x - 3) &= 0 \\ (x^2 + 4)(x - 3) &= 0 \\ x^2 + 4 = 0 \quad \text{or} \quad x - 3 &= 0 \\ x &= 3 \end{aligned}$$

Since $x^2 + 4 = 0$ has no real solutions, the real zeros of f are 1 and 3, with 3 being a repeated zero of multiplicity 2. The factored form of f is

$$\begin{aligned} f(x) &= x^5 - 7x^4 + 19x^3 - 37x^2 + 60x - 36 \\ &= (x - 1)(x - 3)^2(x^2 + 4) \end{aligned}$$

 **Now Work** PROBLEM 45

5 Solve Polynomial Equations

EXAMPLE 7

Solving a Polynomial Equation

Find the real solutions of the equation: $x^5 - 7x^4 + 19x^3 - 37x^2 + 60x - 36 = 0$

Solution

The real solutions of this equation are the real zeros of the polynomial function

$$f(x) = x^5 - 7x^4 + 19x^3 - 37x^2 + 60x - 36$$

Using the result of Example 6, the real zeros of f are 1 and 3. The real solutions of the equation $x^5 - 7x^4 + 19x^3 - 37x^2 + 60x - 36 = 0$ are 1 and 3.

 **Now Work** PROBLEM 57

In Example 6, the quadratic factor $x^2 + 4$ that appears in the factored form of f is called *irreducible*, because the polynomial $x^2 + 4$ cannot be factored over the real numbers. In general, a quadratic factor $ax^2 + bx + c$ is **irreducible** if it cannot be factored over the real numbers—that is, if it is prime over the real numbers.

Refer to Examples 5 and 6. The polynomial function of Example 5 has three real zeros, and its factored form contains three linear factors. The polynomial function of Example 6 has two distinct real zeros, and its factored form contains two distinct linear factors and one irreducible quadratic factor.

THEOREM

Every polynomial function with real coefficients can be uniquely factored into a product of linear factors and/or irreducible quadratic factors.

We prove this result in Section 4.7, and in fact, we shall draw several additional conclusions about the zeros of a polynomial function. One conclusion is worth noting now. If a polynomial with real coefficients is of odd degree, it must have at least one linear factor. (Do you see why? Consider the end behavior of polynomial functions of odd degree.) This means that it must have at least one real zero.

THEOREM


A polynomial function with real coefficients of odd degree has at least one real zero.

6 Use the Theorem for Bounds on Zeros

The work involved in finding the zeros of a polynomial function can be reduced somewhat if upper and lower bounds to the zeros can be found. A number M is an **upper bound** to the zeros of a polynomial f if no zero of f is greater than M . The number m is a **lower bound** if no zero of f is less than m . Accordingly, if m is a lower bound and M is an upper bound to the zeros of a polynomial function f , then

$$m \leq \text{any zero of } f \leq M$$

For polynomials with integer coefficients, knowing the values of a lower bound m and an upper bound M may enable you to eliminate some potential rational zeros—that is, any zeros outside the interval $[m, M]$.

 **COMMENT** The bounds on the real zeros of a polynomial provide good choices for setting X_{\min} and X_{\max} of the viewing rectangle. With these choices, all the x -intercepts of the graph can be seen. ■

THEOREM Bounds on Zeros

Let f denote a polynomial function whose leading coefficient is positive.

- If $M > 0$ is a real number and if the third row in the process of synthetic division of f by $x - M$ contains only numbers that are positive or zero, then M is an upper bound to the real zeros of f .
- If $m < 0$ is a real number and if the third row in the process of synthetic division of f by $x - m$ contains numbers that alternate positive (or 0) and negative (or 0), then m is a lower bound to the real zeros of f .

NOTE When finding a lower bound, a 0 can be treated as either positive or negative, but not both. For example, the numbers 3, 0, 5 would be considered to alternate sign, whereas 3, 0, -5 would not. ■

Proof (Outline) We give only an outline of the proof of the first part of the theorem. Suppose that M is a positive real number, and the third row in the process of synthetic division of the polynomial f by $x - M$ contains only numbers that are positive or 0. Then there are a quotient q and a remainder R for which

$$f(x) = (x - M)q(x) + R$$

where the coefficients of $q(x)$ are positive or 0 and the remainder $R \geq 0$. Then, for any $x > M$, we must have $x - M > 0$, $q(x) > 0$, and $R \geq 0$, so that $f(x) > 0$. That is, there is no zero of f larger than M . The proof of the second part follows similar reasoning. ■

In finding bounds, it is preferable to find the smallest upper bound and largest lower bound. This will require repeated synthetic division until a desired pattern is observed. For simplicity, we consider only potential rational zeros that are integers. If a bound is not found using these values, continue checking positive and/or negative integers until you find both an upper and a lower bound.

EXAMPLE 8**Finding Upper and Lower Bounds of Zeros**

For the polynomial function $f(x) = 2x^3 + 11x^2 - 7x - 6$, use the Bounds on Zeros Theorem to find integer upper and lower bounds to the zeros of f .

Solution

From Example 4, the potential rational zeros of f are $\pm 1, \pm 2, \pm 3, \pm 6, \pm \frac{1}{2}, \pm \frac{3}{2}$.

To find an upper bound, start with the smallest positive integer that is a potential rational zero, which is 1. Continue checking 2, 3, and 6 (and then subsequent positive integers), if necessary, until an upper bound is found. To find a lower bound, start with the largest negative integer that is a potential rational zero, which is -1 . Continue checking $-2, -3,$ and -6 (and then subsequent negative integers), if necessary, until a lower bound is found. Table 16 summarizes the results of doing repeated synthetic

divisions by showing only the third row of each division. For example, the first row of the table shows the result of dividing $f(x)$ by $x - 1$.

$$\begin{array}{r} 1 \overline{) 2 \ 11 \ -7 \ -6} \\ \underline{2 \ 13 \ 6} \\ 2 \ 13 \ 6 \ 0 \end{array}$$

Table 16 Synthetic Division Summary

r	Coefficients of $q(x)$			Remainder	
Upper bound → 1	2	13	6	0	All nonnegative
-1	2	9	-16	10	
-2	2	7	-21	36	
-3	2	5	-22	60	
-6	2	-1	-1	0	Alternating signs
Lower bound → -7	2	-3	14	-104	


NOTE Keep track of any zeros that are found when looking for bounds. ■

For $r = 1$, the third row of synthetic division contains only numbers that are positive or 0, so we know there are no real zeros greater than 1. Since the third row of synthetic division for $r = -7$ results in alternating positive (or 0) and negative (or 0) values, we know that -7 is a lower bound. There are no real zeros less than -7 . Notice that in looking for bounds, two zeros were discovered. These zeros are 1 and -6 .

 **Now Work** PROBLEM 69

If the leading coefficient of f is negative, the upper and lower bounds can still be found by first multiplying the polynomial by -1 . Since $-f(x) = (-1)f(x)$, the zeros of $-f(x)$ are the same as the zeros of $f(x)$.

 **7 Use the Intermediate Value Theorem**

 The next result, called the *Intermediate Value Theorem*, is based on the fact that the graph of a polynomial function is continuous; that is, it contains no “holes” or “gaps.”

THEOREM Intermediate Value Theorem

Let f denote a polynomial function. If $a < b$ and if $f(a)$ and $f(b)$ are of opposite sign, there is at least one real zero of f between a and b .

Although the proof of the Intermediate Value Theorem requires advanced methods in calculus, it is easy to “see” why the result is true. Look at Figure 49.

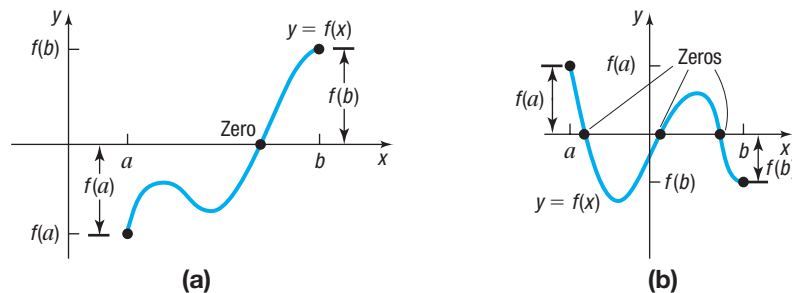


Figure 49 If f is a polynomial function and if $f(a)$ and $f(b)$ are of opposite sign, then there is at least one real zero between a and b .

EXAMPLE 9

Using the Intermediate Value Theorem to Locate a Real Zero

Show that $f(x) = x^5 - x^3 - 1$ has a real zero between 1 and 2.

Solution Evaluate f at 1 and at 2.

$$f(1) = -1 \quad \text{and} \quad f(2) = 23$$

Because $f(1) < 0$ and $f(2) > 0$, it follows from the Intermediate Value Theorem that the polynomial function f has at least one real zero between 1 and 2. \square

 **Now Work** PROBLEM 79

Let's look at the polynomial function f of Example 9 more closely. From Descartes' Rule of Signs, f has exactly one positive real zero. From the Rational Zeros Theorem, 1 is the only potential positive rational zero. Since $f(1) \neq 0$, the zero between 1 and 2 is irrational. The Intermediate Value Theorem can be used to approximate it.

Steps for Approximating the Real Zeros of a Polynomial Function

STEP 1: Find two consecutive integers a and $a + 1$ for which f has a real zero between them.

STEP 2: Divide the interval $[a, a + 1]$ into 10 equal subintervals.

STEP 3: Evaluate f at the endpoints of each subinterval until the sign of f changes. Then by the Intermediate Value Theorem, this interval contains a real zero.

STEP 4: Now divide the new interval into 10 equal subintervals and repeat Step 3.

STEP 5: Continue with Steps 3 and 4 until the desired accuracy is achieved.

Note: If at Step 3 the value of f equals 0, the process ends since that value is a zero.

EXAMPLE 10

Approximating a Real Zero of a Polynomial Function

Find the positive real zero of $f(x) = x^5 - x^3 - 1$ correct to two decimal places.

Solution

From Example 9 we know that the positive real zero is between 1 and 2. Divide the interval $[1, 2]$ into 10 equal subintervals: $[1, 1.1]$, $[1.1, 1.2]$, $[1.2, 1.3]$, $[1.3, 1.4]$, $[1.4, 1.5]$, $[1.5, 1.6]$, $[1.6, 1.7]$, $[1.7, 1.8]$, $[1.8, 1.9]$, $[1.9, 2]$. Now find the value of $f(x) = x^5 - x^3 - 1$ at each endpoint until the Intermediate Value Theorem applies.

$$f(1.0) = -1 \quad f(1.1) = -0.72049 \quad f(1.2) = -0.23968 \quad f(1.3) = 0.51593$$

We can stop here and conclude that the zero is between 1.2 and 1.3. Now divide the interval $[1.2, 1.3]$ into 10 equal subintervals and evaluate f at each endpoint.

$$f(1.20) = -0.23968 \quad f(1.21) \approx -0.1778185 \quad f(1.22) \approx -0.1131398$$

$$f(1.23) \approx -0.0455613 \quad f(1.24) \approx 0.025001$$

The zero lies between 1.23 and 1.24, and so, correct to two decimal places, the zero is 1.23. \square

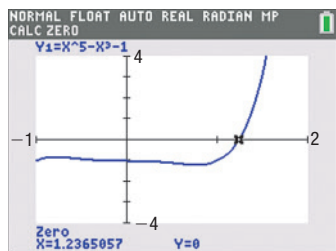


Figure 50 TI-84 Plus C


Exploration



We examine the polynomial function f given in Example 10. The Theorem on Bounds of Zeros tells us that every real zero is between -1 and 2 . Graphing f using $-1 \leq x \leq 2$ (see Figure 50), we see that f has exactly one x -intercept. Using ZERO or ROOT, we find this zero to be 1.23 correct to two decimal places.

 **Now Work** PROBLEM 91

There are many other numerical techniques for approximating a real zero of a polynomial. The one outlined in Example 10 (a variation of the *bisection method*) has the advantages that it always works, it can be programmed on a computer, and each time it is used, another decimal place of accuracy is achieved. See Problem 118 for the bisection method, which places the zero in a succession of intervals, with each new interval being half the length of the preceding one.

 **COMMENT** The TABLE feature of a graphing calculator makes the computations in the solution to Example 10 a lot easier.

Historical Feature

Formulas for the solution of third- and fourth-degree polynomial equations exist, and while not very practical, they do have an interesting history.

In the 1500s in Italy, mathematical contests were a popular pastime, and people who possessed methods for solving problems kept them secret. (Solutions that were published were already common knowledge.) Niccolo of Brescia (1499–1557), commonly referred to as Tartaglia (“the stammerer”), had the secret for solving cubic (third-degree) equations, which gave him a decided advantage in the contests. Girolamo Cardano (1501–1576) learned that Tartaglia had the secret, and, being interested in cubics, he requested it from Tartaglia. The reluctant Tartaglia hesitated for some time, but finally, swearing Cardano to secrecy with midnight oaths by candlelight, told him the secret. Cardano then published the solution in his book

Ars Magna (1545), giving Tartaglia the credit but rather compromising the secrecy. Tartaglia exploded into bitter recriminations, and each wrote pamphlets that reflected on the other’s mathematics, moral character, and ancestry.

The quartic (fourth-degree) equation was solved by Cardano’s student Lodovico Ferrari, and this solution also was included, with credit and this time with permission, in the *Ars Magna*.

Attempts were made to solve the fifth-degree equation in similar ways, all of which failed. In the early 1800s, P. Ruffini, Niels Abel, and Evariste Galois all found ways to show that it is not possible to solve fifth-degree equations by formula, but the proofs required the introduction of new methods. Galois’s methods eventually developed into a large part of modern algebra.

Historical Problems

Problems 1–8 develop the Tartaglia-Cardano solution of the cubic equation and show why it is not altogether practical.

1. Show that the general cubic equation $y^3 + by^2 + cy + d = 0$ can be transformed into an equation of the form

$$x^3 + px + q = 0 \text{ by using the substitution } y = x - \frac{b}{3}.$$

2. In the equation $x^3 + px + q = 0$, replace x by $H + K$. Let $3HK = -p$, and show that $H^3 + K^3 = -q$.
3. Based on Problem 2, we have the two equations

$$3HK = -p \text{ and } H^3 + K^3 = -q$$

Solve for K in $3HK = -p$ and substitute into $H^3 + K^3 = -q$. Then show that

$$H = \sqrt[3]{\frac{-q}{2} + \sqrt{\frac{q^2}{4} + \frac{p^3}{27}}}$$

[Hint: Look for an equation that is quadratic in form.]

4. Use the solution for H from Problem 3 and the equation $H^3 + K^3 = -q$ to show that

$$K = \sqrt[3]{\frac{-q}{2} - \sqrt{\frac{q^2}{4} + \frac{p^3}{27}}}$$

5. Use the results from Problems 2 to 4 to show that the solution of $x^3 + px + q = 0$ is

$$x = \sqrt[3]{\frac{-q}{2} + \sqrt{\frac{q^2}{4} + \frac{p^3}{27}}} + \sqrt[3]{\frac{-q}{2} - \sqrt{\frac{q^2}{4} + \frac{p^3}{27}}}$$

6. Use the result of Problem 5 to solve the equation $x^3 - 6x - 9 = 0$.
7. Use a calculator and the result of Problem 5 to solve the equation $x^3 + 3x - 14 = 0$.
8. Use the methods of this section to solve the equation $x^3 + 3x - 14 = 0$.

4.6 Assess Your Understanding

‘Are You Prepared?’ Answers are given at the end of these exercises. If you get a wrong answer, read the pages listed in red.


- Find $f(-1)$ if $f(x) = 2x^2 - x$. (pp. 51–53)
- Factor the expression $6x^2 + x - 2$. (pp. A27–A28)
- Find the quotient and remainder when $3x^4 - 5x^3 + 7x - 4$ is divided by $x - 3$. (pp. A25–A27 or A31–A34)
- Solve $x^2 = 3 - x$. (pp. A47–A51)

Concepts and Vocabulary

- Multiple Choice** If $f(x) = q(x)g(x) + r(x)$, the function $r(x)$ is called the _____.
(a) remainder (b) dividend (c) quotient (d) divisor
- When a polynomial function f is divided by $x - c$, the remainder is _____.
- Multiple Choice** Given $f(x) = 3x^4 - 2x^3 + 7x - 2$, how many sign changes are there in the coefficients of $f(-x)$?
(a) 0 (b) 1 (c) 2 (d) 3
- True or False** Every polynomial function of degree 3 with real coefficients has exactly three real zeros.
- If f is a polynomial function and $x - 4$ is a factor of f , then $f(4) = \underline{\hspace{2cm}}$.
- True or False** If f is a polynomial function of degree 4 and if $f(2) = 5$, then
$$\frac{f(x)}{x - 2} = p(x) + \frac{5}{x - 2}$$
where $p(x)$ is a polynomial of degree 3.

Skill Building

In Problems 11–20, use the Remainder Theorem to find the remainder when $f(x)$ is divided by $x - c$. Then use the Factor Theorem to determine whether $x - c$ is a factor of $f(x)$.

 11. $f(x) = 4x^3 - 3x^2 - 8x + 4; x - 2$

13. $f(x) = 5x^4 - 20x^3 + x - 4; x - 2$

15. $f(x) = 2x^6 + 129x^3 + 64; x + 4$

17. $f(x) = 4x^6 - 64x^4 + x^2 - 15; x + 4$

19. $f(x) = 2x^4 - x^3 + 2x - 1; x - \frac{1}{2}$

12. $f(x) = -4x^3 + 5x^2 + 8; x + 3$


14. $f(x) = 4x^4 - 15x^2 - 4; x - 2$

16. $f(x) = 2x^6 - 18x^4 + x^2 - 9; x + 3$

18. $f(x) = x^6 - 16x^4 + x^2 - 16; x + 4$

20. $f(x) = 3x^4 + x^3 - 3x + 1; x + \frac{1}{3}$

In Problems 21–32, determine the maximum number of real zeros that each polynomial function may have. Then use Descartes' Rule of Signs to determine how many positive and how many negative real zeros each polynomial function may have. Do not attempt to find the zeros.

 21. $f(x) = -4x^7 + x^3 - x^2 + 2$

22. $f(x) = 5x^4 + 2x^2 - 6x - 5$

23. $f(x) = 8x^6 - 7x^2 - x + 5$

24. $f(x) = -3x^5 + 4x^4 + 2$

25. $f(x) = -2x^3 + 5x^2 - x - 7$

26. $f(x) = -x^3 - x^2 + x + 1$

27. $f(x) = -x^4 + x^2 - 1$

28. $f(x) = x^4 + 5x^3 - 2$


29. $f(x) = x^5 + x^4 + x^2 + x + 1$

30. $f(x) = x^5 - x^4 + x^3 - x^2 + x - 1$

31. $f(x) = x^6 - 1$

32. $f(x) = x^6 + 1$

In Problems 33–44, list the potential rational zeros of each polynomial function. Do not attempt to find the zeros.

 33. $f(x) = 3x^4 - 3x^3 + x^2 - x + 1$

34. $f(x) = x^5 - x^4 + 2x^2 + 3$

35. $f(x) = x^5 - 2x^2 + 8x - 5$

36. $f(x) = 2x^5 - x^4 - x^2 + 1$

37. $f(x) = -9x^3 - x^2 + x + 3$

38. $f(x) = 6x^4 - x^2 + 2$

39. $f(x) = 6x^4 - x^2 + 9$

40. $f(x) = -4x^3 + x^2 + x + 6$


41. $f(x) = 2x^5 - x^3 + 2x^2 + 12$

42. $f(x) = 3x^5 - x^2 + 2x + 18$

43. $f(x) = 6x^4 + 2x^3 - x^2 + 20$

44. $f(x) = -6x^3 - x^2 + x + 10$

In Problems 45–56, use the Rational Zeros Theorem to find all the real zeros of each polynomial function. Use the zeros to factor f over the real numbers.

 45. $f(x) = x^3 + 2x^2 - 5x - 6$

46. $f(x) = x^3 + 8x^2 + 11x - 20$

47. $f(x) = 2x^3 - x^2 + 2x - 1$

48. $f(x) = 2x^3 + x^2 + 2x + 1$

49. $f(x) = 2x^3 - 4x^2 - 10x + 20$

50. $f(x) = 3x^3 + 6x^2 - 15x - 30$

51. $f(x) = 2x^4 + x^3 - 7x^2 - 3x + 3$

52. $f(x) = 2x^4 - x^3 - 5x^2 + 2x + 2$


53. $f(x) = x^4 + x^3 - 3x^2 - x + 2$

54. $f(x) = x^4 - x^3 - 6x^2 + 4x + 8$

55. $f(x) = 4x^4 + 5x^3 + 9x^2 + 10x + 2$

56. $f(x) = 3x^4 + 4x^3 + 7x^2 + 8x + 2$

In Problems 57–68, solve each equation in the real number system.

 57. $x^4 - x^3 + 2x^2 - 4x - 8 = 0$

58. $2x^3 + 3x^2 + 2x + 3 = 0$

59. $3x^3 + 4x^2 - 7x + 2 = 0$

60. $2x^3 - 3x^2 - 3x - 5 = 0$

61. $3x^3 - x^2 - 15x + 5 = 0$

62. $2x^3 - 11x^2 + 10x + 8 = 0$

63. $x^4 + 4x^3 + 2x^2 - x + 6 = 0$

64. $x^4 - 2x^3 + 10x^2 - 18x + 9 = 0$

65. $x^3 - \frac{2}{3}x^2 + \frac{8}{3}x + 1 = 0$

66. $x^3 + \frac{3}{2}x^2 + 3x - 2 = 0$

67. $2x^4 - 19x^3 + 57x^2 - 64x + 20 = 0$

68. $2x^4 + x^3 - 24x^2 + 20x + 16 = 0$

In Problems 69–78, find bounds on the real zeros of each polynomial function.

69. $f(x) = x^4 - 3x^2 - 4$

70. $f(x) = x^4 - 5x^2 - 36$

71. $f(x) = x^4 + x^3 - x - 1$

72. $f(x) = x^4 - x^3 + x - 1$

73. $f(x) = 3x^4 + 3x^3 - x^2 - 12x - 12$

74. $f(x) = 3x^4 - 3x^3 - 5x^2 + 27x - 36$

75. $f(x) = 4x^5 - x^4 + 2x^3 - 2x^2 + x - 1$

76. $f(x) = 4x^5 + x^4 + x^3 + x^2 - 2x - 2$

77. $f(x) = -x^4 + 3x^3 - 4x^2 - 2x + 9$

78. $f(x) = -4x^5 + 5x^3 + 9x^2 + 3x - 12$

In Problems 79–84, use the Intermediate Value Theorem to show that each polynomial function has a real zero in the given interval.

79. $f(x) = 8x^4 - 2x^2 + 5x - 1$; $[0, 1]$

80. $f(x) = x^4 + 8x^3 - x^2 + 2$; $[-1, 0]$

81. $f(x) = 2x^3 + 6x^2 - 8x + 2$; $[-5, -4]$

82. $f(x) = 3x^3 - 10x + 9$; $[-3, -2]$

83. $f(x) = x^5 - x^4 + 7x^3 - 7x^2 - 18x + 18$; $[1.4, 1.5]$

84. $f(x) = x^5 - 3x^4 - 2x^3 + 6x^2 + x + 2$; $[1.7, 1.8]$

In Problems 85–88, each equation has a solution r in the interval indicated. Use the method of Example 10 to approximate this solution correct to two decimal places.

85. $8x^4 - 2x^2 + 5x - 1 = 0$; $0 \leq r \leq 1$

86. $x^4 + 8x^3 - x^2 + 2 = 0$; $-1 \leq r \leq 0$

87. $2x^3 + 6x^2 - 8x + 2 = 0$; $-5 \leq r \leq -4$

88. $3x^3 - 10x + 9 = 0$; $-3 \leq r \leq -2$

In Problems 89–92, each polynomial function has exactly one positive real zero. Use the method of Example 10 to approximate the zero correct to two decimal places.

89. $f(x) = x^3 + x^2 + x - 4$

90. $f(x) = 2x^4 + x^2 - 1$

91. $f(x) = 2x^4 - 3x^3 - 4x^2 - 8$

92. $f(x) = 3x^3 - 2x^2 - 20$

Mixed Practice In Problems 93–104, graph each polynomial function.

93. $f(x) = x^3 + 2x^2 - 5x - 6$

94. $f(x) = x^3 + 8x^2 + 11x - 20$

95. $f(x) = 2x^3 - x^2 + 2x - 1$

96. $f(x) = 2x^3 + x^2 + 2x + 1$

97. $f(x) = x^4 + x^2 - 2$

98. $f(x) = x^4 - 3x^2 - 4$

99. $f(x) = 4x^4 + 7x^2 - 2$

100. $f(x) = 4x^4 + 15x^2 - 4$

101. $f(x) = x^4 + x^3 - 3x^2 - x + 2$

102. $f(x) = x^4 - x^3 - 6x^2 + 4x + 8$

103. $f(x) = 4x^5 - 8x^4 - x + 2$

104. $f(x) = 4x^5 + 12x^4 - x - 3$

Applications and Extensions

105. Suppose that $f(x) = 3x^3 + 16x^2 + 3x - 10$. Find the zeros of $f(x + 3)$.

106. Suppose that $f(x) = 4x^3 - 11x^2 - 26x + 24$. Find the zeros of $f(x - 2)$.

107. Find k so that $x - 2$ is a factor of

$$f(x) = x^3 - kx^2 + kx + 2$$

108. Find k so that $x + 2$ is a factor of

$$f(x) = x^4 - kx^3 + kx^2 + 1$$

109. What is the remainder when $f(x) = 2x^{20} - 8x^{10} + x - 2$ is divided by $x - 1$?

110. What is the remainder when $f(x) = -3x^{17} + x^9 - x^5 + 2x$ is divided by $x + 1$?

111. Use the Factor Theorem to prove that $x - c$ is a factor of $x^n - c^n$ for any positive integer n .

112. Use the Factor Theorem to prove that $x + c$ is a factor of $x^n + c^n$ if $n \geq 1$ is an odd integer.

113. One solution of the equation $x^3 - 8x^2 + 16x - 3 = 0$ is 3. Find the sum of the remaining solutions.

114. One solution of the equation $x^3 + 5x^2 + 5x - 2 = 0$ is -2 . Find the sum of the remaining solutions.

115. **Geometry** What is the length of the edge of a cube if, after a slice 1-inch thick is cut from one side, the volume remaining is 294 cubic inches?

116. **Geometry** What is the length of the edge of a cube if its volume is doubled by an increase of 6 centimeters in one edge, an increase of 12 centimeters in a second edge, and a decrease of 4 centimeters in the third edge?

117. Let $f(x)$ be a polynomial function whose coefficients are integers. Suppose that r is a real zero of f and that the leading coefficient of f is 1. Use the Rational Zeros Theorem to show that r is either an integer or an irrational number.

118. **Bisection Method for Approximating Real Zeros of a Polynomial Function** We begin with two consecutive integers, a and $a + 1$, for which $f(a)$ and $f(a + 1)$ are of opposite sign. Evaluate f at the midpoint m_1 of a and $a + 1$. If $f(m_1) = 0$, then m_1 is the zero of f , and we are finished. Otherwise, $f(m_1)$ is of opposite sign to either $f(a)$ or $f(a + 1)$. Suppose that it is $f(a)$ and $f(m_1)$ that are of opposite sign. Now evaluate f at the midpoint m_2 of a and m_1 . Repeat this process until the desired degree of accuracy is obtained. Note that each iteration places the zero in an interval whose length is half that of the previous interval. Use the bisection method to approximate the zero of $f(x) = 8x^4 - 2x^2 + 5x - 1$ in the interval $[0, 1]$ correct to three decimal places.

[Hint: The process ends when both endpoints agree to the desired number of decimal places.]

119. Challenge Problem Suppose f is a polynomial function. If $f(-2) = 7$ and $f(6) = -1$, then the Intermediate Value Theorem guarantees which of the following? Justify your answer.

- (a) $f(0) = 0$
 (b) $f(c) = 3$ for at least one number c between -2 and 6 .
 (c) $f(c) = 0$ for at least one number between -1 and 7 .
 (d) $-1 \leq f(x) \leq 7$ for all numbers in the closed interval $[-2, 6]$.

120. Challenge Problem Prove the Rational Zeros Theorem.

[Hint: Let $\frac{p}{q}$, where p and q have no common factors

except 1 and -1 , be a zero of the polynomial function

$$f(x) = a_n x^n + a_{n-1} x^{n-1} + \cdots + a_1 x + a_0$$

whose coefficients are all integers. Show that

$$a_n p^n + a_{n-1} p^{n-1} q + \cdots + a_1 p q^{n-1} + a_0 q^n = 0$$

Now, show that p must be a factor of a_0 , and that q must be a factor of a_n .]

121. Challenge Problem Use the Intermediate Value Theorem to show that the functions $y = x^3$ and $y = 1 - x^2$ intersect somewhere between $x = 0$ and $x = 1$.

Explaining Concepts: Discussion and Writing

122. Is $\frac{1}{3}$ a zero of $f(x) = 2x^3 + 3x^2 - 6x + 7$? Explain.

123. Is $\frac{1}{3}$ a zero of $f(x) = 4x^3 - 5x^2 - 3x + 1$? Explain.

124. Is $\frac{3}{5}$ a zero of $f(x) = 2x^6 - 5x^4 + x^3 - x + 1$? Explain.

125. Is $\frac{2}{3}$ a zero of $f(x) = x^7 + 6x^5 - x^4 + x + 2$? Explain.

Retain Your Knowledge

Problems 126–135 are based on material learned earlier in the course. The purpose of these problems is to keep the material fresh in your mind so that you are better prepared for the final exam.

126. Write $f(x) = -3x^2 + 30x - 4$ in the form

$$f(x) = a(x - h)^2 + k$$

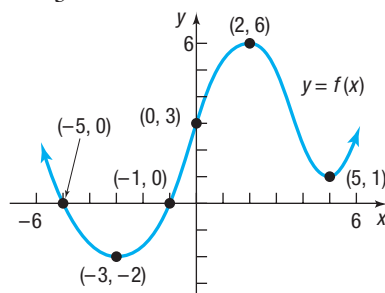
128. Solve $2x - 5y = 3$ for y .

For Problems 130–135, use the graph on the right.

- 130.** On which interval(s) is f increasing?
131. On which interval(s) is f decreasing?
132. What are the zeros of f , if any?
133. What are the intercepts of the graph of f ?
134. What are the turning points?
135. What are the absolute extrema, if any?

127. Express the inequality $3 \leq x < 8$ using interval notation.

129. Solve $\frac{1}{3}x^2 - 2x + 9 = 0$.



'Are You Prepared?' Answers

1. 3 2. $(3x + 2)(2x - 1)$ 3. Quotient: $3x^3 + 4x^2 + 12x + 43$; Remainder: 125 4. $\frac{-1 - \sqrt{13}}{2}, \frac{-1 + \sqrt{13}}{2}$

4.7 Complex Zeros; Fundamental Theorem of Algebra

PREPARING FOR THIS SECTION Before getting started, review the following:

- Complex Numbers (Section A.7, pp. A54–A59)
- Complex Solutions of a Quadratic Equation (Section A.7, pp. A59–A61)

 **Now Work** the 'Are You Prepared?' problems on page 250.

- OBJECTIVES**
- 1 Use the Conjugate Pairs Theorem (p. 247)
 - 2 Find a Polynomial Function with Specified Zeros (p. 248)
 - 3 Find the Complex Zeros of a Polynomial Function (p. 249)

In Section A.6, we found the real solutions of a quadratic equation. That is, we found the real zeros of a polynomial function of degree 2. Then, in Section A.7 we found the complex solutions of a quadratic equation. That is, we found the complex zeros of a polynomial function of degree 2.

Need to Review?

- Complex numbers and the complex solutions of a quadratic equation are discussed in
- Appendix A, pp. A54–A61.

In Section 4.6, we found the real zeros of polynomial functions of degree 3 or higher. In this section we will find the *complex zeros* of polynomial functions of degree 3 or higher.

DEFINITION Complex Zeros

A variable in the complex number system is referred to as a **complex variable**. A **complex polynomial function** f of degree n is a function of the form

$$f(x) = a_n x^n + a_{n-1} x^{n-1} + \cdots + a_1 x + a_0 \quad (1)$$

where $a_n, a_{n-1}, \dots, a_1, a_0$ are complex numbers, $a_n \neq 0$, n is a nonnegative integer, and x is a complex variable. As before, a_n is called the **leading coefficient** of f . A complex number r is called a **complex zero** of f if $f(r) = 0$.

In most of our work, the coefficients in (1) are real numbers.

We have learned that some quadratic equations have no real solutions, but that in the complex number system every quadratic equation has at least one solution, either real or complex. The next result, proved by Karl Friedrich Gauss (1777–1855) when he was 22 years old,* gives an extension to complex polynomials. In fact, this result is so important and useful that it has become known as the *Fundamental Theorem of Algebra*.

Fundamental Theorem of Algebra

Every complex polynomial function f of degree $n \geq 1$ has at least one complex zero.

We shall not prove this result, as the proof is beyond the scope of this text. However, using the Fundamental Theorem of Algebra and the Factor Theorem, we can prove the following result:

THEOREM

Every complex polynomial function f of degree $n \geq 1$ can be factored into n linear factors (not necessarily distinct) of the form

$$f(x) = a_n(x - r_1)(x - r_2) \cdots (x - r_n) \quad (2)$$

where $a_n, r_1, r_2, \dots, r_n$ are complex numbers. That is, every complex polynomial function of degree $n \geq 1$ has exactly n complex zeros, some of which may repeat.

Proof Let $f(x) = a_n x^n + a_{n-1} x^{n-1} + \cdots + a_1 x + a_0$.

By the Fundamental Theorem of Algebra, f has at least one zero, say r_1 . Then, by the Factor Theorem, $x - r_1$ is a factor, and

$$f(x) = (x - r_1)q_1(x)$$

where $q_1(x)$ is a complex polynomial of degree $n - 1$ whose leading coefficient is a_n . Repeating this argument n times, we arrive at

$$f(x) = (x - r_1)(x - r_2) \cdots (x - r_n)q_n(x)$$

where $q_n(x)$ is a complex polynomial of degree $n - n = 0$ whose leading coefficient is a_n . That is, $q_n(x) = a_n x^0 = a_n$, and so

$$f(x) = a_n(x - r_1)(x - r_2) \cdots (x - r_n)$$

We conclude that every complex polynomial function f of degree $n \geq 1$ has exactly n (not necessarily distinct) zeros. ■

*In all, Gauss gave four different proofs of this theorem, the first one in 1799 being the subject of his doctoral dissertation.

1 Use the Conjugate Pairs Theorem

The Fundamental Theorem of Algebra can be used to obtain valuable information about the complex zeros of polynomial functions whose coefficients are real numbers.

Conjugate Pairs Theorem

Suppose f is a polynomial function whose coefficients are real numbers. If $r = a + bi$ is a zero of f , the complex conjugate $\bar{r} = a - bi$ is also a zero of f .

In other words, for polynomial functions whose coefficients are real numbers, the complex zeros occur in conjugate pairs. This result should not be all that surprising since the complex zeros of a quadratic function occurred in conjugate pairs.

Proof Let

$$f(x) = a_n x^n + a_{n-1} x^{n-1} + \cdots + a_1 x + a_0$$

where $a_n, a_{n-1}, \dots, a_1, a_0$ are real numbers and $a_n \neq 0$. If $r = a + bi$ is a zero of f , then $f(r) = f(a + bi) = 0$, so

$$a_n r^n + a_{n-1} r^{n-1} + \cdots + a_1 r + a_0 = 0$$

Take the conjugate of both sides to get

$$\overline{a_n r^n + a_{n-1} r^{n-1} + \cdots + a_1 r + a_0} = \overline{0}$$

$$\overline{a_n r^n} + \overline{a_{n-1} r^{n-1}} + \cdots + \overline{a_1 r} + \overline{a_0} = \overline{0}$$

$$\overline{a_n} (\bar{r})^n + \overline{a_{n-1}} (\bar{r})^{n-1} + \cdots + \overline{a_1} \bar{r} + \overline{a_0} = \overline{0}$$

$$a_n (\bar{r})^n + a_{n-1} (\bar{r})^{n-1} + \cdots + a_1 \bar{r} + a_0 = 0$$

The conjugate of a sum equals the sum of the conjugates (see Section A.7).

The conjugate of a product equals the product of the conjugates.

The conjugate of a real number equals the real number.

This last equation states that $f(\bar{r}) = 0$; that is, $\bar{r} = a - bi$ is a zero of f . ■

The importance of this result is that once we know a complex number, say $3 + 4i$, is a zero of a polynomial function with real coefficients, then we know that its conjugate $3 - 4i$ is also a zero. This result has an important corollary.

Corollary

A polynomial function f of odd degree with real coefficients has at least one real zero.

Proof Because complex zeros occur as conjugate pairs in a polynomial function with real coefficients, there will always be an even number of zeros that are not real numbers. Consequently, since f is of odd degree, one of its zeros must be a real number. ■

For example, the polynomial function $f(x) = x^5 - 3x^4 + 4x^3 - 5$ has at least one zero that is a real number, since f is of degree 5 (odd) and has real coefficients.

EXAMPLE 1**Using the Conjugate Pairs Theorem**

A polynomial function f of degree 5 whose coefficients are real numbers has the zeros 1 , $5i$, and $1 + i$. Find the remaining two zeros.

Solution

Since f has coefficients that are real numbers, complex zeros appear as conjugate pairs. It follows that $-5i$, the conjugate of $5i$, and $1 - i$, the conjugate of $1 + i$, are the two remaining zeros. \square

 **Now Work** PROBLEM 9**2 Find a Polynomial Function with Specified Zeros****EXAMPLE 2****Finding a Polynomial Function Whose Zeros Are Given**

Find a polynomial function f of degree 4 whose coefficients are real numbers that has the zeros 1 , 1 , and $-4 + i$.

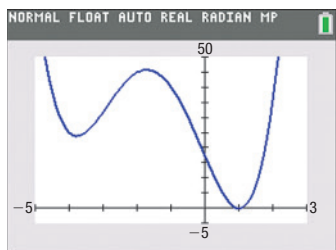
Solution

Since $-4 + i$ is a zero, by the Conjugate Pairs Theorem, $-4 - i$ is also a zero of f . From the Factor Theorem, if $f(c) = 0$, then $x - c$ is a factor of $f(x)$. So f can now be written as

$$f(x) = a(x - 1)(x - 1)[x - (-4 + i)][x - (-4 - i)]$$

where a is any nonzero real number. Then

$$\begin{aligned} f(x) &= a(x - 1)(x - 1)[x - (-4 + i)][x - (-4 - i)] \\ &= a(x^2 - 2x + 1)[(x + 4) - i][(x + 4) + i] \\ &= a(x^2 - 2x + 1)[(x + 4)^2 - i^2] \\ &= a(x^2 - 2x + 1)[x^2 + 8x + 16 - (-1)] \quad i^2 = -1 \\ &= a(x^2 - 2x + 1)(x^2 + 8x + 17) \\ &= a(x^4 + 8x^3 + 17x^2 - 2x^3 - 16x^2 - 34x + x^2 + 8x + 17) \\ &= a(x^4 + 6x^3 + 2x^2 - 26x + 17) \end{aligned}$$

**Figure 51**

$$f(x) = x^4 + 6x^3 + 2x^2 - 26x + 17$$

Exploration

Graph the function f found in Example 2 for $a = 1$. Does the value of a affect the zeros of f ? How does the value of a affect the graph of f ? What information about f is sufficient to uniquely determine a ?

Result An analysis of the polynomial function f tells us what to expect:

- At most three turning points.
- For large $|x|$, the graph resembles the graph of $y = x^4$.
- A repeated real zero at 1 , so the graph will touch the x -axis at 1 .
- The only x -intercept is 1 ; the y -intercept is 17 .

Figure 51 shows the complete graph on a TI-84 Plus C. (Do you see why? The graph has exactly three turning points.) The value of a causes a stretch or compression; a reflection also occurs if $a < 0$. The zeros are not affected.

If any point other than an x -intercept on the graph of f is known, then a can be determined. For example, if $(2, 3)$ is on the graph, then $f(2) = 3 = a(37)$, so $a = 3/37$. Why won't an x -intercept work?

We can now prove the theorem stated in Section 4.6.

THEOREM

Every polynomial function with real coefficients can be uniquely factored over the real numbers into a product of linear factors and/or irreducible quadratic factors.

Proof Every complex polynomial function f of degree n has exactly n zeros and can be factored into a product of n linear factors. If its coefficients are real, the zeros that are complex numbers always occur in conjugate pairs. As a result, if $r = a + bi$ is a complex zero, then so is $\bar{r} = a - bi$. Consequently, when the linear factors $x - r$ and $x - \bar{r}$ of f are multiplied, we have

$$(x - r)(x - \bar{r}) = x^2 - (r + \bar{r})x + r\bar{r} = x^2 - 2ax + a^2 + b^2$$

This second-degree polynomial has real coefficients and is irreducible (over the real numbers). So, the factors of f are either linear or irreducible quadratic factors. ■

 **Now Work** PROBLEM 19

3 Find the Complex Zeros of a Polynomial Function

The steps for finding the complex zeros of a polynomial function are the same as those for finding the real zeros.

EXAMPLE 3

Finding the Complex Zeros of a Polynomial Function

Find the complex zeros of the polynomial function

$$f(x) = 3x^4 + 5x^3 + 25x^2 + 45x - 18$$

Write f in factored form.

Solution

STEP 1: The degree of f is 4, so f has four complex zeros.

STEP 2: Since the coefficients of f are real numbers, Descartes' Rule of Signs can be used to obtain information about the real zeros. For this polynomial function, there is one positive real zero. There are three negative real zeros or one negative real zero, because

$$f(-x) = 3x^4 - 5x^3 + 25x^2 - 45x - 18$$

has three variations in sign.

STEP 3: Since the coefficients of f are integers, the Rational Zeros Theorem can be used to obtain information about the potential rational zeros of f . The potential rational zeros are

$$\pm \frac{1}{3}, \pm \frac{2}{3}, \pm 1, \pm 2, \pm 3, \pm 6, \pm 9, \pm 18$$

Table 17 summarizes some results of synthetic division.

Table 17

r	Coefficients of $q(x)$				Remainder
1	3	8	33	78	60
-1	3	2	23	22	-40
2	3	11	47	139	260
-2	3	-1	27	-9	0

1 is not a zero.

-1 is not a zero.

2 is not a zero.

-2 is a zero.

Since $f(-2) = 0$, then -2 is a zero and $x + 2$ is a factor of f . The depressed equation is

$$3x^3 - x^2 + 27x - 9 = 0$$

REPEAT STEP 3: The depressed equation can be factored by grouping.

$$3x^3 - x^2 + 27x - 9 = 0$$

$$x^2(3x - 1) + 9(3x - 1) = 0 \quad \text{Factor } x^2 \text{ from } 3x^3 - x^2 \text{ and } 9 \text{ from } 27x - 9.$$

$$(x^2 + 9)(3x - 1) = 0 \quad \text{Factor out the common factor } 3x - 1.$$

$$x^2 + 9 = 0 \quad \text{or} \quad 3x - 1 = 0 \quad \text{Use the Zero-Product Property.}$$

$$x^2 = -9 \quad \text{or} \quad x = \frac{1}{3}$$

$$x = -3i, \quad x = 3i \quad \text{or} \quad x = \frac{1}{3} \quad \text{Use the Square Root Method.}$$

The four complex zeros of f are $-3i$, $3i$, -2 , and $\frac{1}{3}$.

The factored form of f is

$$\begin{aligned} f(x) &= 3x^4 + 5x^3 + 25x^2 + 45x - 18 \\ &= 3(x + 3i)(x - 3i)(x + 2)\left(x - \frac{1}{3}\right) \\ &= 3(x^2 + 9)(x + 2)\left(x - \frac{1}{3}\right) \end{aligned}$$

 **Now Work** PROBLEM 35

4.7 Assess Your Understanding

'Are You Prepared?' Answers are given at the end of these exercises. If you get a wrong answer, read the pages listed in red.


- Find the sum and the product of the complex numbers $3 - 2i$ and $-3 + 5i$. (pp. A54–A59)
- Solve $x^2 + 2x + 2 = 0$ in the complex number system. (pp. A59–A61)
- What is the conjugate of $-3 + 4i$? (p. A56)
- Given $z = 5 + 2i$, find the product $z \cdot \bar{z}$. (p. A56)

Concepts and Vocabulary


- Every polynomial function of odd degree with real coefficients will have at least _____ real zero(s).
- True or False** A polynomial function of degree n with real coefficients has exactly n complex zeros. At most n of them are real zeros.
- If $3 + 4i$ is a zero of a polynomial function of degree 5 with real coefficients, then so is _____.
- True or False** A polynomial function of degree 4 with real coefficients could have -3 , $2 + i$, $2 - i$, and $-3 + 5i$ as its zeros.

Skill Building

In Problems 9–18, information is given about a polynomial function f whose coefficients are real numbers. Find the remaining zeros of f .

-  Degree 3; zeros: 3 , $4 - i$
- Degree 3; zeros: 4 , $3 + i$
- Degree 4; zeros: i , $3 + i$
- Degree 4; zeros: 1 , 2 , $2 + i$
- Degree 5; zeros: 1 , i , $5i$
- Degree 5; zeros: 0 , 1 , 2 , i
- Degree 4; zeros: i , 7 , -7
- Degree 4; zeros: $2 - i$, $-i$
- Degree 6; zeros: 2 , $4 + 9i$, $-7 - 2i$, 0
- Degree 6; zeros: i , $3 - 2i$, $-2 + i$

In Problems 19–24, find a polynomial function f with real coefficients having the given degree and zeros. Answers will vary depending on the choice of leading coefficient.

 19. Degree 4; zeros: $3 + 2i$; 4, multiplicity 2

20. Degree 4; zeros: i , $1 + 2i$

21. Degree 5; zeros: 2 ; $-i$; $1 + i$

22. Degree 6; zeros: i , $4 - i$; $2 + i$

23. Degree 4; zeros: 3 , multiplicity 2; $-i$

24. Degree 5; zeros: 1 , multiplicity 3; $1 + i$

In Problems 25–32, use the given zero to find the remaining zeros of each polynomial function.

25. $f(x) = x^3 - 5x^2 + 9x - 45$; zero: $3i$

26. $g(x) = x^3 + 3x^2 + 25x + 75$; zero: $-5i$

27. $f(x) = 4x^4 + 7x^3 + 62x^2 + 112x - 32$; zero: $-4i$

28. $h(x) = 3x^4 + 5x^3 + 25x^2 + 45x - 18$; zero: $3i$

29. $h(x) = x^4 - 7x^3 + 23x^2 - 15x - 522$; zero: $2 - 5i$

30. $f(x) = x^4 - 7x^3 + 14x^2 - 38x - 60$; zero: $1 + 3i$


31. $h(x) = 3x^5 + 2x^4 - 9x^3 - 6x^2 - 84x - 56$; zero: $-2i$

32. $g(x) = 2x^5 - 3x^4 - 5x^3 - 15x^2 - 207x + 108$; zero: $3i$

In Problems 33–42, find the complex zeros of each polynomial function. Write f in factored form.

33. $f(x) = x^3 - 1$

34. $f(x) = x^4 - 1$

 35. $f(x) = x^3 - 8x^2 + 25x - 26$

36. $f(x) = x^3 + 13x^2 + 57x + 85$

37. $f(x) = x^4 + 5x^2 + 4$

38. $f(x) = x^4 + 13x^2 + 36$

39. $f(x) = x^4 + 2x^3 + 22x^2 + 50x - 75$

40. $f(x) = x^4 + 3x^3 - 19x^2 + 27x - 252$

41. $f(x) = 3x^4 - x^3 - 9x^2 + 159x - 52$

42. $f(x) = 2x^4 + x^3 - 35x^2 - 113x + 65$

43. **Challenge Problem** Suppose $f(x) = 2x^3 - 14x^2 + bx - 3$ with $f(2) = 0$ and $g(x) = x^3 + cx^2 - 8x + 30$, with the zero $x = 3 - i$, where b and c are real numbers. Find $(f \cdot g)(1)$.[†]

44. **Challenge Problem** Let f be the polynomial function of degree 4 with real coefficients, leading coefficient 1, and zeros $x = 3 + i$, 2 , -2 . Let g be the polynomial function of degree 4 with intercept $(0, -4)$ and zeros $x = i$, $2i$. Find $(f + g)(1)$.[†]

45. **Challenge Problem** The complex zeros of $f(x) = x^4 + 1$ For the function $f(x) = x^4 + 1$:

(a) Factor f into the product of two irreducible quadratics.

(b) Find the zeros of f by finding the zeros of each irreducible quadratic.

Explaining Concepts: Discussion and Writing

In Problems 46 and 47, explain why the facts given are contradictory.

46. f is a polynomial function of degree 3 whose coefficients are real numbers; its zeros are 2 , i , and $3 + i$.

47. f is a polynomial function of degree 3 whose coefficients are real numbers; its zeros are $4 + i$, $4 - i$, and $2 + i$.

48. f is a polynomial function of degree 4 whose coefficients are real numbers; two of its zeros are -3 and $4 - i$. Explain why one of the remaining zeros must be a real number. Write down one of the missing zeros.

49. f is a polynomial function of degree 4 whose coefficients are real numbers; three of its zeros are 2 , $1 + 2i$, and $1 - 2i$. Explain why the remaining zero must be a real number.

50. For the polynomial function $f(x) = x^2 + 2ix - 10$:

(a) Verify that $3 - i$ is a zero of f .

(b) Verify that $3 + i$ is not a zero of f .

(c) Explain why these results do not contradict the Conjugate Pairs Theorem.

[†]Courtesy of the Joliet Junior College Mathematics Department

Retain Your Knowledge

Problems 51–60 are based on material learned earlier in the course. The purpose of these problems is to keep the material fresh in your mind so that you are better prepared for the final exam.

51. Draw a scatter plot for the given data.

x	-1	1	2	5	8	10
y	-4	0	3	1	5	7

52. Given $f(x) = \sqrt{3-x}$, find x so that $f(x) = 5$.

53. Multiply: $(2x - 5)(3x^2 + x - 4)$

54. Find the area and circumference of a circle with a diameter of 6 feet.

55. If $f(x) = \frac{x+1}{x}$ and $g(x) = 3x - 2$, find $\left(\frac{g}{f}\right)(x)$ and state its domain.

56. Solve $x = \sqrt{y+3} - 5$ for y .

57. Find the domain of $g(x) = \frac{x - \sqrt{x}}{x + 2}$.

58. Find the intercepts of the graph of the equation $3x + y^2 = 12$.

59. Rationalize the numerator: $\frac{\sqrt{x} - 3}{x + 7}$

60. Find the difference quotient of $f(x) = x^3 + 8$.

'Are You Prepared?' Answers

1. Sum: $3i$; product: $1 + 21i$

2. $-1 - i$, $-1 + i$

3. $-3 - 4i$

4. 29

Chapter Review

Things to Know

Power function (pp. 176–179)

$$f(x) = x^n, n \geq 2 \text{ even}$$

Domain: all real numbers; Range nonnegative real numbers

Contains the points $(-1, 1)$, $(0, 0)$, $(1, 1)$

Even function

Decreasing on $(-\infty, 0]$, increasing on $[0, \infty)$

$$f(x) = x^n, n \geq 3 \text{ odd}$$

Domain: all real numbers; Range all real numbers

Contains the points $(-1, -1)$, $(0, 0)$, $(1, 1)$

Odd function

Increasing on $(-\infty, \infty)$

Polynomial function (pp. 175–176, 179–186)

$$f(x) = a_n x^n + a_{n-1} x^{n-1} + \cdots + a_1 x + a_0, a_n \neq 0$$

Domain: all real numbers

At most $n - 1$ turning points

End behavior: Behaves like $y = a_n x^n$ for large $|x|$

Real zeros of a polynomial function f (p. 180)

Real numbers for which $f(x) = 0$; the real zeros of f are the x -intercepts of the graph of f .

Multiplicity (p. 181)

If $(x - r)^m$ is a factor of a polynomial f and $(x - r)^{m+1}$ is not a factor of f , then r is called a **real zero of multiplicity m of f** .

Rational function (pp. 198–205)

$$R(x) = \frac{p(x)}{q(x)}$$

p, q are polynomial functions and q is not the zero polynomial.

Domain: $\{x \mid q(x) \neq 0\}$

Vertical asymptotes: With $R(x)$ in lowest terms, if $q(r) = 0$ for some real number, then $x = r$ is a vertical asymptote.

Horizontal or oblique asymptote: See the summary on pages 203–204.

Remainder Theorem (p. 232)

If a polynomial function $f(x)$ is divided by $x - c$, then the remainder is $f(c)$.

Factor Theorem (p. 233)

$x - c$ is a factor of a polynomial function $f(x)$ if and only if $f(c) = 0$.

Descartes' Rule of Signs (p. 234)

Let f denote a polynomial function written in standard form.

- The number of positive zeros of f either equals the number of variations in the sign of the nonzero coefficients of $f(x)$ or else equals that number less an even integer.
- The number of negative real zeros of f either equals the number of variations in the sign of the nonzero coefficients of $f(-x)$ or else equals that number less some even integer.

Rational Zeros Theorem (p. 235)

Let f be a polynomial function of degree 1 or higher of the form

$$f(x) = a_n x^n + a_{n-1} x^{n-1} + \cdots + a_1 x + a_0 \quad a_n \neq 0, a_0 \neq 0$$

where each coefficient is an integer. If $\frac{p}{q}$, in lowest terms, is a rational zero of f , then p must be a factor of a_0 , and q must be a factor of a_n .

Intermediate Value Theorem (p. 240)

Let f be a polynomial function. If $a < b$ and $f(a)$ and $f(b)$ are of opposite sign, then there is at least one real zero of f between a and b .

Fundamental Theorem of Algebra (p. 246)

Every complex polynomial function f of degree $n \geq 1$ has at least one complex zero.

Conjugate Pairs Theorem (p. 247)

Let f be a polynomial function whose coefficients are real numbers. If $r = a + bi$ is a zero of f , then its complex conjugate $\bar{r} = a - bi$ is also a zero of f .

Objectives

Section	You should be able to . . .	Example(s)	Review Exercises
4.1	1 Identify polynomial functions and their degree (p. 175)	1	1–4
	2 Graph polynomial functions using transformations (p. 179)	2, 3	5–7
	3 Identify the real zeros of a polynomial function and their multiplicity (p. 180)	4–9	8–11
4.2	1 Graph a polynomial function (p. 190)	1, 2	8–11
	2 Graph a polynomial function using a graphing utility (p. 192)	3	49
	3 Build cubic models from data (p. 194)	4	51
4.3	1 Find the domain of a rational function (p. 198)	1–3	12–14
	2 Find the vertical asymptotes of a rational function (p. 201)	4	12–14
	3 Find a horizontal or an oblique asymptote of a rational function (p. 203)	5–8	12–14
4.4	1 Graph a rational function (p. 209)	1–6	15–20
	2 Solve applied problems involving rational functions (p. 219)	7	50
4.5	1 Solve polynomial inequalities (p. 224)	1, 2	21, 22
	2 Solve rational inequalities (p. 226)	3, 4	23–25
4.6	1 Use the Remainder and Factor Theorems (p. 231)	1, 2	26–28
	2 Use Descartes' Rule of Signs to determine the number of positive and the number of negative real zeros of a polynomial function (p. 234)	3	29, 30
	3 Use the Rational Zeros Theorem to list the potential rational zeros of a polynomial function (p. 235)	4	31–34
	4 Find the real zeros of a polynomial function (p. 236)	5, 6	32–34
	5 Solve polynomial equations (p. 238)	7	35, 36
	6 Use the Theorem for Bounds on Zeros (p. 239)	8	37, 38
	7 Use the Intermediate Value Theorem (p. 240)	9, 10	39–42
4.7	1 Use the Conjugate Pairs Theorem (p. 247)	1	43, 44
	2 Find a polynomial function with specified zeros (p. 248)	2	43, 44
	3 Find the complex zeros of a polynomial function (p. 249)	3	45–48

Review Exercises

In Problems 1–4, determine whether the function is a polynomial function, a rational function, or neither. For those that are polynomial functions, state the degree. For those that are not polynomial functions, tell why not.

$$1. f(x) = 4x^5 - 3x^2 + 5x - 2 \quad 2. f(x) = \frac{3x^5}{2x + 1} \quad 3. f(x) = 3x^2 + 5x^{1/2} - 1 \quad 4. f(x) = 3$$

In Problems 5–7, graph each function using transformations (shifting, compressing, stretching, and reflecting). Show all the stages.

$$5. f(x) = (x + 2)^3 \quad 6. f(x) = -(x - 1)^4 \quad 7. f(x) = (x - 1)^4 + 2$$

In Problems 8–11, graph each polynomial function by following Steps 1 through 5 on page 191.

$$8. f(x) = x(x + 2)(x + 4) \quad 9. f(x) = (x - 2)^2(x + 4) \\ 10. f(x) = -2x^3 + 4x^2 \quad 11. f(x) = (x - 1)^2(x + 3)(x + 1)$$

In Problems 12–14, find the domain of each rational function. Find any horizontal, vertical, or oblique asymptotes.

$$12. R(x) = \frac{x + 2}{x^2 - 9} \quad 13. R(x) = \frac{x^2 + 4}{x - 2} \quad 14. R(x) = \frac{x^2 + 3x + 2}{(x + 2)^2}$$

In Problems 15–20, graph each rational function following the seven steps given on page 211.

$$15. R(x) = \frac{2x - 6}{x} \quad 16. H(x) = \frac{x + 2}{x(x - 2)} \quad 17. R(x) = \frac{x^2 + x - 6}{x^2 - x - 6} \\ 18. F(x) = \frac{x^3}{x^2 - 4} \quad 19. R(x) = \frac{2x^4}{(x - 1)^2} \quad 20. G(x) = \frac{x^2 - 4}{x^2 - x - 2}$$

In Problems 21–25, solve each inequality. Graph the solution set.

$$21. x^3 + x^2 < 4x + 4 \quad 22. x^3 + 4x^2 \geq x + 4 \quad 23. \frac{2x - 6}{1 - x} < 2 \quad 24. \frac{(x - 2)(x - 1)}{x - 3} \geq 0 \quad 25. \frac{x^2 - 8x + 12}{x^2 - 16} > 0$$

In Problems 26 and 27, find the remainder R when $f(x)$ is divided by $g(x)$. Is g a factor of f ?

$$26. f(x) = 8x^3 - 3x^2 + x + 4; \quad g(x) = x - 1 \quad 27. f(x) = x^4 - 2x^3 + 15x - 2; \quad g(x) = x + 2 \\ 28. \text{Find the value of } f(x) = 12x^6 - 8x^4 + 1 \text{ at } x = 4.$$

In Problems 29 and 30, use Descartes' Rule of Signs to determine how many positive and negative real zeros each polynomial function may have. Do not attempt to find the zeros.

$$29. f(x) = 12x^8 - x^7 + 8x^4 - 2x^3 + x + 3 \\ 30. f(x) = -6x^5 + x^4 + 5x^3 + x + 1 \\ 31. \text{List all the potential rational zeros of } f(x) = 12x^8 - x^7 + 6x^4 - x^3 + x - 3.$$

In Problems 32–34, use the Rational Zeros Theorem to find all the real zeros of each polynomial function. Use the zeros to factor f over the real numbers.

$$32. f(x) = x^3 - 3x^2 - 6x + 8 \quad 33. f(x) = 4x^3 + 4x^2 - 7x + 2 \quad 34. f(x) = x^4 - 4x^3 + 9x^2 - 20x + 20$$

In Problems 35 and 36, solve each equation in the real number system.

$$35. 2x^4 + 2x^3 - 11x^2 + x - 6 = 0 \quad 36. 2x^4 + 7x^3 + x^2 - 7x - 3 = 0$$

In Problems 37 and 38, find bounds on the real zeros of each polynomial function.

$$37. f(x) = x^3 - x^2 - 4x + 2 \quad 38. f(x) = 2x^3 - 7x^2 - 10x + 35$$

In Problems 39 and 40, use the Intermediate Value Theorem to show that each polynomial function has a real zero in the given interval.

$$39. f(x) = 3x^3 - x - 1; [0, 1] \quad 40. f(x) = 8x^4 - 4x^3 - 2x - 1; [0, 1]$$

In Problems 41 and 42, each polynomial function has exactly one positive zero. Approximate the zero correct to two decimal places.

$$41. f(x) = x^3 - x - 2 \quad 42. f(x) = 8x^4 - 4x^3 - 2x - 1$$

In Problems 43 and 44, information is given about a complex polynomial f whose coefficients are real numbers. Find the remaining zeros of f . Then find a polynomial function with real coefficients that has the zeros.

$$43. \text{Degree 3; zeros: } 4 + i, 6 \quad 44. \text{Degree 4; zeros: } i, 1 + i$$

In Problems 45–48, find the complex zeros of each polynomial function f . Write f in factored form.

$$45. f(x) = x^3 - 3x^2 - 6x + 8 \quad 46. f(x) = 4x^3 + 4x^2 - 7x + 2 \\ 47. f(x) = x^4 - 4x^3 + 9x^2 - 20x + 20 \quad 48. f(x) = 2x^4 + 2x^3 - 11x^2 + x - 6$$

49. Graph the polynomial function



$$f(x) = x^3 - 2.37x^2 - 4.68x + 6.93$$

by following Steps 1 through 8 on page 193.

50. **Making a Can** A can in the shape of a right circular cylinder is required to have a volume of 250 cubic centimeters.



- (a) Express the amount A of material needed to make the can as a function of the radius r of the cylinder.
 (b) How much material is required if the can is of radius 3 centimeters?
 (c) How much material is required if the can is of radius 5 centimeters?
 (d) Graph $A = A(r)$. For what value of r is A smallest?



51. **Housing Prices** The data in the table on the right represent the January median new-home prices in the United States for the years shown.



- (a) With a graphing utility, draw a scatter plot of the data. Comment on the type of relation that appears to exist between the two variables.

- (b) Decide on the function of best fit to these data (linear, quadratic, or cubic), and use this function to predict the median new-home price in the United States for January 2022 ($t = 10$).
 (c) Draw the function of best fit on the scatter plot obtained in part (a).

Year, t	Median Price, P (\$1000s)
2004, 1	209.5
2006, 2	244.9
2008, 3	232.4
2010, 4	218.2
2012, 5	221.7
2014, 6	269.8
2016, 7	288.4
2018, 8	324.9

Chapter Test

CHAPTER Test Prep VIDEOS

The Chapter Test Prep Videos include step-by-step solutions to all chapter test exercises. These videos are available in MyLab™ Math, or on this text's YouTube Channel. Refer to the Preface for a link to the YouTube channel.

- Graph $f(x) = (x - 3)^4 - 2$ using transformations.
- For the polynomial function $g(x) = 2x^3 + 5x^2 - 28x - 15$,
 - Determine the maximum number of real zeros that the function may have.
 - List the potential rational zeros.
 - Determine the real zeros of g . Factor g over the reals.
 - Find the x - and y -intercepts of the graph of g .
 - Determine whether the graph crosses or touches the x -axis at each x -intercept.
 - Find the power function that the graph of g resembles for large values of $|x|$.
 - Put all the information together to obtain the graph of g .
- Find the complex zeros of $f(x) = x^3 - 4x^2 + 25x - 100$.
- Solve $3x^3 + 2x - 1 = 8x^2 - 4$ in the complex number system.

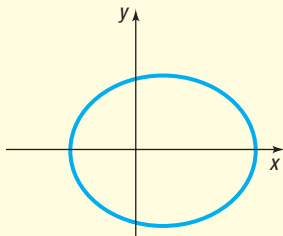
In Problems 5 and 6, find the domain of each function. Find any horizontal, vertical, or oblique asymptotes.

5. $g(x) = \frac{2x^2 - 14x + 24}{x^2 + 6x - 40}$ 6. $r(x) = \frac{x^2 + 2x - 3}{x + 1}$

- Graph the function in Problem 6. Label all intercepts, vertical asymptotes, horizontal asymptotes, and oblique asymptotes.
- In Problems 8 and 9, write a function that meets the given conditions.
- Fourth-degree polynomial with real coefficients; zeros: $-2, 0, 3 + i$
 - Rational function; asymptotes: $y = 2, x = 4$; domain: $\{x \mid x \neq 4, x \neq 9\}$
 - Use the Intermediate Value Theorem to show that the function $f(x) = -2x^2 - 3x + 8$ has at least one real zero on the interval $[0, 4]$.
 - Solve: $\frac{x + 2}{x - 3} < 2$
 - Solve: $x^3 + 7x^2 \leq 2x^2 - 6x$

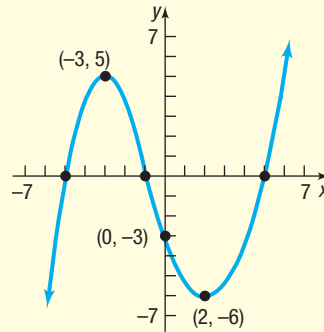
Cumulative Review

- Find the distance between the points $P = (1, 3)$ and $Q = (-4, 2)$.
- Solve the inequality $x^2 \geq x$ and graph the solution set.
- Solve the inequality $x^2 - 3x < 4$ and graph the solution set.
- Find a linear function with slope -3 that contains the point $(-1, 4)$. Graph the function.
- Find the equation of the line parallel to the line $y = 2x + 1$ and containing the point $(3, 5)$. Express your answer in slope-intercept form, and graph the line.
- Graph the equation $y = x^3$.
- Does the relation $\{(3, 6), (1, 3), (2, 5), (3, 8)\}$ represent a function? Why or why not?
- Solve the equation $x^3 - 6x^2 + 8x = 0$.
- Solve the inequality $3x + 2 \leq 5x - 1$ and graph the solution set.
- Find the center and the radius of the circle $x^2 + 4x + y^2 - 2y - 4 = 0$
Graph the circle.
- For the equation $y = x^3 - 9x$, determine the intercepts and test for symmetry.
- Find an equation of the line perpendicular to $3x - 2y = 7$ that contains the point $(1, 5)$.
- Is the following the graph of a function? Why or why not?



- For the function $f(x) = x^2 + 5x - 2$, find
 - $f(3)$
 - $f(-x)$
 - $-f(x)$
 - $f(3x)$
 - $\frac{f(x+h) - f(x)}{h}$ $h \neq 0$
- Given the function $f(x) = \frac{x+5}{x-1}$
 - What is the domain of f ?
 - Is the point $(2, 6)$ on the graph of f ?
 - If $x = 3$, what is $f(x)$? What point is on the graph of f ?
 - If $f(x) = 9$, what is x ? What point is on the graph of f ?
 - Is f a polynomial or a rational function?
- Graph the function $f(x) = -3x + 7$.
- Graph $f(x) = 2x^2 - 4x + 1$ by determining whether its graph is concave up or concave down and by finding its vertex, axis of symmetry, y -intercept, and x -intercepts, if any.

- Find the average rate of change of $f(x) = x^2 + 3x + 1$ from 1 to 2. Use this result to find the equation of the secant line containing $(1, f(1))$ and $(2, f(2))$.
- In parts (a) to (f), use the following graph.



- Find the intercepts.
 - Based on the graph, tell whether the graph is symmetric with respect to the x -axis, the y -axis, and/or the origin.
 - Based on the graph, tell whether the function is even, odd, or neither.
 - List the intervals on which f is increasing. List the intervals on which f is decreasing.
 - List the numbers, if any, at which f has a local maximum. What are the local maximum values?
 - List the numbers, if any, at which f has a local minimum. What are the local minimum values?
- Determine algebraically whether the function $f(x) = \frac{5x}{x^2 - 9}$ is even, odd, or neither.
 - For the function $f(x) = \begin{cases} 2x + 1 & \text{if } -3 < x < 2 \\ -3x + 4 & \text{if } x \geq 2 \end{cases}$
 - Find the domain of f .
 - Locate any intercepts.
 - Graph the function.
 - Based on the graph, find the range.
 - Graph the function $f(x) = -3(x + 1)^2 + 5$ using transformations.
 - Suppose that $f(x) = x^2 - 5x + 1$ and $g(x) = -4x - 7$.
 - Find $f + g$ and state its domain.
 - Find $\frac{f}{g}$ and state its domain.
 - Demand Equation** The price p (in dollars) and the quantity x sold of a certain product obey the demand equation

$$p = -\frac{1}{10}x + 150, 0 \leq x \leq 1500$$

- Express the revenue R as a function of x .
- What is the revenue if 100 units are sold?
- What quantity x maximizes revenue? What is the maximum revenue?
- What price should the company charge to maximize revenue?

Chapter Projects



Internet-based Project

I. Length of Day Go to <http://en.wikipedia.org/wiki/Latitude> and read about latitude through the subhead “Preliminaries.” Now go to <http://www.orchidculture.com/COD/daylength.html>.

- For a particular day of the year, record in a table the length of day for the equator (0°N), 5°N , 10°N , . . . , 60°N . Enter the data into an Excel spreadsheet, TI-graphing calculator, or some other spreadsheet capable of finding linear, quadratic, and cubic functions of best fit.
- Draw a scatter diagram of the data with latitude as the independent variable and length of day as the dependent variable using Excel, a TI-graphing calculator, or some other spreadsheet. The Chapter 3 project describes how to draw a scatter diagram in Excel.
- Determine the linear function of best fit. Graph the linear function of best fit on the scatter diagram. To do this in Excel, right click on any data point in the scatter diagram. Now click the Add Trendline . . . menu. Under Trendline Options, select the Linear radio button and select Display Equation on Chart. See Figure 52. Move the Trendline Options window off to the side and you will see the linear function of best fit displayed on the scatter diagram. Do you think the function accurately describes the relation between latitude and length of day?
- Determine the quadratic function of best fit. Graph the quadratic function of best fit on the scatter diagram. To do this in Excel, right-click on any data point in the scatter diagram. Now click the Add Trendline . . . menu. Under Trendline Options, select the Polynomial radio button with Order set to 2. Select Display Equation on chart. Move the Trendline Options window off to the side and you will see

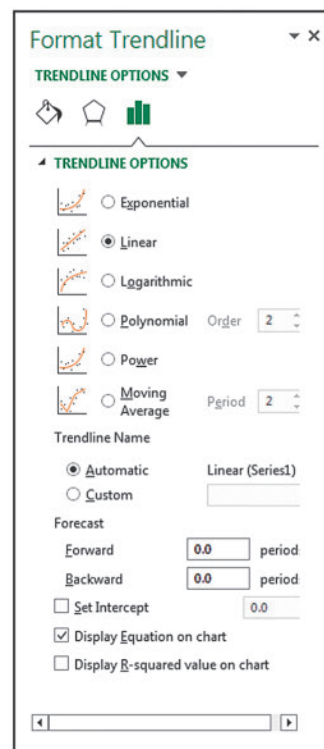


Figure 52

the quadratic function of best fit displayed on the scatter diagram. Do you think the function accurately describes the relation between latitude and length of day?

- Determine the cubic function of best fit. Graph the cubic function of best fit on the scatter diagram. To do this in Excel right-click on any data point in the scatter diagram. Now click the Add Trendline . . . menu. Under Trendline Options, select the Polynomial radio button with Order set to 3. Select Display Equation on chart. Move the Trendline Options window off to the side and you will see the cubic function of best fit displayed on the scatter diagram. Do you think the function accurately describes the relation between latitude and length of day?
- Which of the three models seems to fit the data best? Explain your reasoning.
- Use your model to predict the hours of daylight on the day you selected for Chicago (41.85 degrees north latitude). Go to the Old Farmer’s Almanac or another website to determine the hours of daylight in Chicago for the day you selected. How do the two compare?

Citation: Excel © 2018 Microsoft Corporation. Used with permission from Microsoft.

The following project is available at the Instructor’s Resource Center (IRC):

II. Theory of Equations The coefficients of a polynomial function can be found if its zeros are known, which is an advantage of using polynomials in modeling.

5

Exponential and Logarithmic Functions

Depreciation of Cars

You are ready to buy that first new car. You know that cars lose value over time due to depreciation and that different cars have different rates of depreciation. So you will research the depreciation rates for the cars you are thinking of buying. After all, for cars that sell for about the same price, the lower the depreciation rate, the more the car will be worth each year.



— See the Internet-based Chapter Project I—

Outline

- 5.1 Composite Functions
- 5.2 One-to-One Functions; Inverse Functions
- 5.3 Exponential Functions
- 5.4 Logarithmic Functions
- 5.5 Properties of Logarithms
- 5.6 Logarithmic and Exponential Equations
- 5.7 Financial Models
- 5.8 Exponential Growth and Decay Models; Newton's Law; Logistic Growth and Decay Models
- 5.9 Building Exponential, Logarithmic, and Logistic Models from Data
- Chapter Review
- Chapter Test
- Cumulative Review
- Chapter Projects

← A Look Back

Until now, our study of functions has concentrated on polynomial and rational functions. These functions belong to the class of **algebraic functions**—that is, functions that can be expressed in terms of sums, differences, products, quotients, powers, or roots of polynomials. Functions that are not algebraic are termed **transcendental**. That is, they transcend, or go beyond, algebraic functions.

A Look Ahead →

In this chapter, we study two transcendental functions: the exponential function and the logarithmic function. These functions occur frequently in a wide variety of applications, such as biology, chemistry, economics, and psychology.

The chapter begins with a discussion of composite, one-to-one, and inverse functions—concepts that are needed to explain the relationship between exponential and logarithmic functions.

5.1 Composite Functions

PREPARING FOR THIS SECTION Before getting started, review the following:

- Find the Value of a Function (Section 2.1, pp. 51–53)
- Domain of a Function (Section 2.1, pp. 55–57)

 **Now Work** the 'Are You Prepared?' problems on page 263.

- OBJECTIVES**
- 1 Form a Composite Function (p. 259)
 - 2 Find the Domain of a Composite Function (p. 260)

1 Form a Composite Function

Suppose that an oil tanker is leaking oil and you want to determine the area of the circular oil patch around the ship. See Figure 1. It is determined that the radius of the circular patch of oil around the ship is increasing at a rate of 3 feet per minute. Then the radius r of the oil patch at any time t , in minutes, is given by $r(t) = 3t$. So after 20 minutes, the radius of the oil patch is $r(20) = 3(20) = 60$ feet.

The area A of a circle is a function of the radius r given by $A(r) = \pi r^2$. The area of the circular patch of oil after 20 minutes is $A(60) = \pi(60)^2 = 3600\pi$ square feet. Note that $60 = r(20)$, so $A(60) = A(r(20))$. The argument of the function A is the output of the function r .

In general, the area of the oil patch can be expressed as a function of time t by evaluating $A(r(t))$ and obtaining $A(r(t)) = A(3t) = \pi(3t)^2 = 9\pi t^2$. The function $A(r(t))$ is a special type of function called a *composite function*.

As another example, consider the function $y = (2x + 3)^2$. Let $y = f(u) = u^2$ and $u = g(x) = 2x + 3$. Then by a substitution process, the original function is obtained as follows: $y = f(u) = f(g(x)) = (2x + 3)^2$.

In general, suppose that f and g are two functions and that x is a number in the domain of g . Evaluating g at x yields $g(x)$. If $g(x)$ is in the domain of f , then evaluating f at $g(x)$ yields the expression $f(g(x))$. The correspondence from x to $f(g(x))$ is called a *composite function* $f \circ g$.




Figure 1

DEFINITION Composite Function

Given two functions f and g , the **composite function**, denoted by $f \circ g$ (read as “ f composed with g ”), is defined by

$$(f \circ g)(x) = f(g(x))$$

The domain of $f \circ g$ is the set of all numbers x in the domain of g for which $g(x)$ is in the domain of f .

Look carefully at Figure 2. Only those values of x in the domain of g for which $g(x)$ is in the domain of f can be in the domain of $f \circ g$. The reason is if $g(x)$ is not in the domain of f , then $f(g(x))$ is not defined. Because of this, the domain of $f \circ g$ is a subset of the domain of g ; the range of $f \circ g$ is a subset of the range of f .

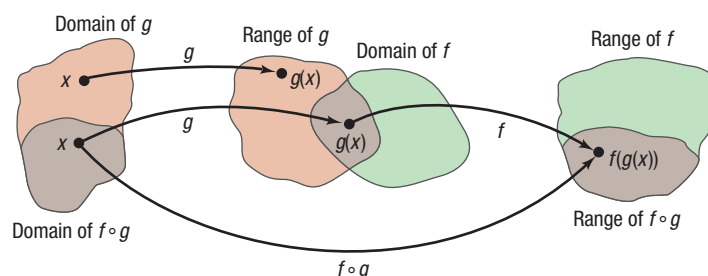


Figure 2

Figure 3 provides a second illustration of the definition. Here x is the input to the function g , yielding $g(x)$. Then $g(x)$ is the input to the function f , yielding $f(g(x))$. Note that the “inside” function g in $f(g(x))$ is “processed” first.

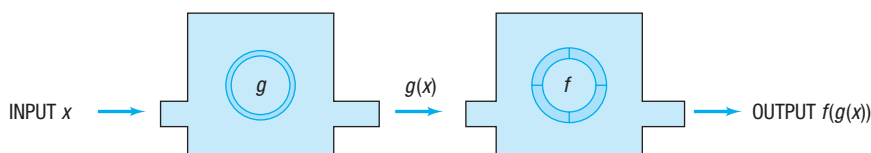


Figure 3

EXAMPLE 1**Evaluating a Composite Function**

Suppose that $f(x) = 2x^2 - 3$ and $g(x) = 4x$. Find:

- (a) $(f \circ g)(1)$ (b) $(g \circ f)(1)$ (c) $(f \circ f)(-2)$ (d) $(g \circ g)(-1)$

Solution

$$(a) (f \circ g)(1) = f(g(1)) = f(4) = 2 \cdot 4^2 - 3 = 29$$

$$\begin{array}{l} \uparrow \qquad \uparrow \\ g(x) = 4x \quad f(x) = 2x^2 - 3 \\ g(1) = 4 \end{array}$$

$$(b) (g \circ f)(1) = g(f(1)) = g(-1) = 4 \cdot (-1) = -4$$

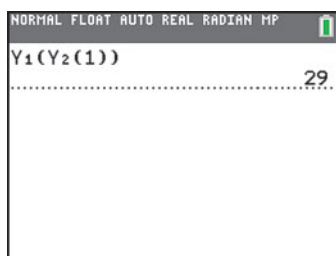
$$\begin{array}{l} \uparrow \qquad \uparrow \\ f(x) = 2x^2 - 3 \quad g(x) = 4x \\ f(1) = -1 \end{array}$$

$$(c) (f \circ f)(-2) = f(f(-2)) = f(5) = 2 \cdot 5^2 - 3 = 47$$

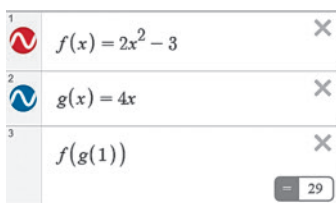
$$\begin{array}{l} \uparrow \\ f(-2) = 2(-2)^2 - 3 = 5 \end{array}$$

$$(d) (g \circ g)(-1) = g(g(-1)) = g(-4) = 4 \cdot (-4) = -16$$

$$\begin{array}{l} \uparrow \\ g(-1) = -4 \end{array}$$



(a) TI-84 Plus C



(b) Desmos

Figure 4

COMMENT Graphing utilities can evaluate composite functions.* Using a TI-84 Plus C graphing calculator, let $Y_1 = f(x) = 2x^2 - 3$ and $Y_2 = g(x) = 4x$, and find $(f \circ g)(1)$ as shown in Figure 4(a). Using Desmos, find $(f \circ g)(1)$ as shown in Figure 4(b). Note that these give the result obtained in Example 1(a). ■

Now Work PROBLEM 13**2 Find the Domain of a Composite Function****EXAMPLE 2****Finding a Composite Function and Its Domain**

Suppose that $f(x) = x^2 + 3x - 1$ and $g(x) = 2x + 3$.

Find: (a) $f \circ g$ (b) $g \circ f$

Then find the domain of each composite function.

Solution

The domain of f and the domain of g are the set of all real numbers.

$$(a) (f \circ g)(x) = f(g(x)) = f(2x + 3) = (2x + 3)^2 + 3(2x + 3) - 1$$

$$\begin{array}{l} \uparrow \qquad \uparrow \\ g(x) = 2x + 3 \quad f(x) = x^2 + 3x - 1 \end{array}$$

$$= 4x^2 + 12x + 9 + 6x + 9 - 1 = 4x^2 + 18x + 17$$

Because the domains of both f and g are the set of all real numbers, the domain of $f \circ g$ is the set of all real numbers.

*Consult your user's manual for the appropriate keystrokes.

$$\begin{aligned}
 \text{(b) } (g \circ f)(x) &= g(f(x)) = g(x^2 + 3x - 1) = 2(x^2 + 3x - 1) + 3 \\
 &\quad \quad \quad \uparrow \quad \quad \quad \uparrow \\
 &\quad \quad \quad f(x) = x^2 + 3x - 1 \quad g(x) = 2x + 3 \\
 &= 2x^2 + 6x - 2 + 3 = 2x^2 + 6x + 1
 \end{aligned}$$

Because the domains of both f and g are the set of all real numbers, the domain of $g \circ f$ is the set of all real numbers. J

Example 2 illustrates that, in general, $f \circ g \neq g \circ f$. Sometimes $f \circ g$ does equal $g \circ f$, as we shall see in Example 5.

Look back at Figure 2 on page 259.

In determining the domain of the composite function $(f \circ g)(x) = f(g(x))$, keep the following two thoughts in mind about the input x .

- Any x not in the domain of g must be excluded.
- Any x for which $g(x)$ is not in the domain of f must be excluded.

EXAMPLE 3

Finding the Domain of $f \circ g$

Find the domain of $f \circ g$ if $f(x) = \frac{1}{x+2}$ and $g(x) = \frac{4}{x-1}$.

Solution

For $(f \circ g)(x) = f(g(x))$, first note that the domain of g is $\{x \mid x \neq 1\}$, so 1 is excluded from the domain of $f \circ g$. Next note that the domain of f is $\{x \mid x \neq -2\}$, which means that $g(x)$ cannot equal -2 . Solve the equation $g(x) = -2$ to determine what additional value(s) of x to exclude.

$$\begin{aligned}
 \frac{4}{x-1} &= -2 & g(x) &= -2 \\
 4 &= -2(x-1) & \text{Multiply both sides by } x-1. \\
 4 &= -2x + 2 \\
 2x &= -2 \\
 x &= -1
 \end{aligned}$$

Also exclude -1 from the domain of $f \circ g$.

The domain of $f \circ g$ is $\{x \mid x \neq -1, x \neq 1\}$.

Check: For $x = 1$, $g(x) = \frac{4}{x-1}$ is not defined, so $(f \circ g)(1) = f(g(1))$ is not defined.

For $x = -1$, $g(-1) = -2$, and $(f \circ g)(-1) = f(g(-1)) = f(-2)$ is not defined. J

EXAMPLE 4

Finding a Composite Function and Its Domain

Suppose $f(x) = \frac{1}{x+2}$ and $g(x) = \frac{4}{x-1}$.

Find: (a) $f \circ g$ (b) $f \circ f$

Then find the domain of each composite function.

Solution The domain of f is $\{x \mid x \neq -2\}$ and the domain of g is $\{x \mid x \neq 1\}$.

$$\begin{aligned}
 \text{(a) } (f \circ g)(x) &= f(g(x)) = f\left(\frac{4}{x-1}\right) = \frac{1}{\frac{4}{x-1} + 2} = \frac{x-1}{4 + 2(x-1)} = \frac{x-1}{2x+2} = \frac{x-1}{2(x+1)} \\
 &\quad \quad \quad \uparrow \quad \quad \quad \uparrow \quad \quad \quad \uparrow \\
 &\quad \quad \quad g(x) = \frac{4}{x-1} \quad f(x) = \frac{1}{x+2} \quad \text{Multiply by } \frac{x-1}{x-1}.
 \end{aligned}$$

(continued)

In Example 3, the domain of $f \circ g$ was found to be $\{x \mid x \neq -1, x \neq 1\}$.

The domain of $f \circ g$ also can be found by first looking at the domain of g : $\{x \mid x \neq 1\}$. Exclude 1 from the domain of $f \circ g$ as a result. Then look at $f \circ g$ and note that x cannot equal -1 , because $x = -1$ results in division by 0. So exclude -1 from the domain of $f \circ g$. Therefore, the domain of $f \circ g$ is $\{x \mid x \neq -1, x \neq 1\}$.

$$(b) (f \circ f)(x) = f(f(x)) = f\left(\frac{1}{x+2}\right) = \frac{1}{\frac{1}{x+2} + 2} = \frac{x+2}{1+2(x+2)} = \frac{x+2}{2x+5}$$

$$f(x) = \frac{1}{x+2} \quad f(x) = \frac{1}{x+2} \quad \text{Multiply by } \frac{x+2}{x+2}$$

The domain of $f \circ f$ consists of all values of x in the domain of f , $\{x \mid x \neq -2\}$, for which $f(x) = \frac{1}{x+2} \neq -2$. To find other numbers x to exclude, solve the equation

$$\begin{aligned} \frac{1}{x+2} &= -2 \\ 1 &= -2(x+2) \\ 1 &= -2x - 4 \\ 2x &= -5 \\ x &= -\frac{5}{2} \end{aligned}$$

So $f(x) \neq -2$ if $x \neq -\frac{5}{2}$. The domain of $f \circ f$ is $\left\{x \mid x \neq -\frac{5}{2}, x \neq -2\right\}$.

The domain of $f \circ f$ also can be found by noting that -2 is not in the domain of f and so is not in the domain of $f \circ f$. Then, looking at $f \circ f$, note that x cannot equal $-\frac{5}{2}$. Do you see why? Therefore, the domain of $f \circ f$ is $\left\{x \mid x \neq -\frac{5}{2}, x \neq -2\right\}$.

 **Now Work** PROBLEMS 27 AND 29

EXAMPLE 5

Showing That Two Composite Functions Are Equal

If $f(x) = 3x - 4$ and $g(x) = \frac{x+4}{3}$, show that

$$(f \circ g)(x) = (g \circ f)(x) = x$$

for every x in the domain of $f \circ g$ and $g \circ f$.

Solution

$$(f \circ g)(x) = f(g(x)) = f\left(\frac{x+4}{3}\right) = 3\left(\frac{x+4}{3}\right) - 4 = x + 4 - 4 = x$$


$$g(x) = \frac{x+4}{3} \quad f(x) = 3x - 4$$

$$(g \circ f)(x) = g(f(x)) = g(3x - 4) = \frac{(3x - 4) + 4}{3} = \frac{3x}{3} = x$$

$$f(x) = 3x - 4 \quad g(x) = \frac{x+4}{3}$$

We conclude that $(f \circ g)(x) = (g \circ f)(x) = x$, x any real number.

Seeing the Concept

 Using a graphing calculator, let

$$Y_1 = f(x) = 3x - 4$$

$$Y_2 = g(x) = \frac{1}{3}(x + 4)$$

$$Y_3 = f \circ g, Y_4 = g \circ f$$

Using the viewing window $-3 \leq x \leq 3$, $-2 \leq y \leq 2$, graph only Y_3 and Y_4 . What do you see? TRACE to verify that $Y_3 = Y_4$.

In Section 5.2, we shall see that there is an important relationship between functions f and g for which $(f \circ g)(x) = (g \circ f)(x) = x$.

 **Now Work** PROBLEM 39

Calculus Application



Some techniques in calculus require the ability to determine the components of a composite function. For example, the function $H(x) = \sqrt{x+1}$ is the composition of the functions f and g , where $f(x) = \sqrt{x}$ and $g(x) = x+1$, because $H(x) = (f \circ g)(x) = f(g(x)) = f(x+1) = \sqrt{x+1}$.

EXAMPLE 6

Finding the Components of a Composite Function

Find functions f and g so that $f \circ g = H$ when $H(x) = (x^2 + 1)^{50}$.

Solution

The function H raises the expression $x^2 + 1$ to the power 50. A natural way to decompose H is to raise the function $g(x) = x^2 + 1$ to the power 50. Let $f(x) = x^{50}$ and $g(x) = x^2 + 1$. Then

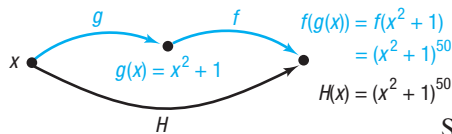


Figure 5

$$(f \circ g)(x) = f(g(x)) = f(x^2 + 1) = (x^2 + 1)^{50} = H(x)$$

See Figure 5.

Other functions f and g may be found for which $f \circ g = H$ in Example 6. For instance, if $f(x) = x^2$ and $g(x) = (x^2 + 1)^{25}$, then

$$(f \circ g)(x) = f(g(x)) = f((x^2 + 1)^{25}) = [(x^2 + 1)^{25}]^2 = (x^2 + 1)^{50}$$

Although the functions f and g found as a solution to Example 6 are not unique, there is usually a “natural” selection for f and g that comes to mind first.

EXAMPLE 7

Finding the Components of a Composite Function

Find functions f and g so that $f \circ g = H$ when $H(x) = \frac{1}{x+1}$.

Solution

Here H is the reciprocal of $g(x) = x + 1$. Let $f(x) = \frac{1}{x}$ and $g(x) = x + 1$. Then

$$(f \circ g)(x) = f(g(x)) = f(x + 1) = \frac{1}{x + 1} = H(x)$$

 **Now Work** PROBLEM 47

5.1 Assess Your Understanding

‘Are You Prepared?’ Answers are given at the end of these exercises. If you get a wrong answer, read the pages listed in red.

1. Find $f(3)$ if $f(x) = -4x^2 + 5x$. (pp. 51–53)
2. Find $f(3x)$ if $f(x) = 4 - 2x^2$. (pp. 51–53)

3. Find the domain of the function $f(x) = \frac{x^2 - 1}{x^2 - 25}$. (pp. 55–57)

Concepts and Vocabulary

4. Given two functions f and g , the _____, denoted $f \circ g$, is defined by $(f \circ g)(x) = \underline{\hspace{2cm}}$.

5. **True or False** If $f(x) = x^2$ and $g(x) = \sqrt{x+9}$, then $(f \circ g)(4) = 5$.

6. **Multiple Choice** If $f(x) = \sqrt{x+2}$ and $g(x) = \frac{3}{x}$, then $(f \circ g)(x)$ equals

- (a) $\frac{3}{\sqrt{x+2}}$
- (b) $\frac{3}{\sqrt{x}} + 2$
- (c) $\sqrt{\frac{3}{x}} + 2$
- (d) $\sqrt{\frac{3}{x+2}}$

7. **Multiple Choice** If $H = f \circ g$ and $H(x) = \sqrt{25 - 4x^2}$, which of the following cannot be the component functions f and g ?

- (a) $f(x) = \sqrt{25 - x^2}; g(x) = 4x$
- (b) $f(x) = \sqrt{x}; g(x) = 25 - 4x^2$
- (c) $f(x) = \sqrt{25 - x}; g(x) = 4x^2$
- (d) $f(x) = \sqrt{25 - 4x}; g(x) = x^2$

8. **True or False** The domain of the composite function $(f \circ g)(x)$ is the same as the domain of $g(x)$.

Skill Building

In Problems 9 and 10, evaluate each expression using the values given in the table.

9.

x	-3	-2	-1	0	1	2	3
$f(x)$	-7	-5	-3	-1	3	5	7
$g(x)$	8	3	0	-1	0	3	8

- (a) $(f \circ g)(1)$
- (b) $(f \circ g)(-1)$
- (c) $(g \circ f)(-1)$
- (d) $(g \circ f)(0)$
- (e) $(g \circ g)(-2)$
- (f) $(f \circ f)(-1)$

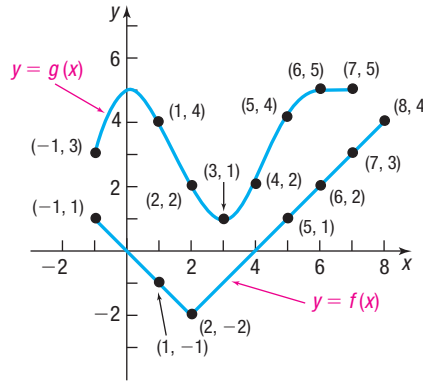
10.

x	-3	-2	-1	0	1	2	3
$f(x)$	11	9	7	5	3	1	-1
$g(x)$	-8	-3	0	1	0	-3	-8

- (a) $(f \circ g)(1)$
- (b) $(f \circ g)(2)$
- (c) $(g \circ f)(2)$
- (d) $(g \circ f)(3)$
- (e) $(g \circ g)(1)$
- (f) $(f \circ f)(3)$

In Problems 11 and 12, evaluate each expression using the graphs of $y = f(x)$ and $y = g(x)$ shown in the figure.

- 11. (a) $(g \circ f)(-1)$
- (b) $(g \circ f)(0)$
- (c) $(f \circ g)(-1)$
- (d) $(f \circ g)(4)$
- 12. (a) $(g \circ f)(1)$
- (b) $(g \circ f)(5)$
- (c) $(f \circ g)(0)$
- (d) $(f \circ g)(2)$



In Problems 13–22, for the given functions f and g , find:

- (a) $(f \circ g)(4)$
- (b) $(g \circ f)(2)$
- (c) $(f \circ f)(1)$
- (d) $(g \circ g)(0)$

13. $f(x) = 2x; g(x) = 3x^2 + 1$

14. $f(x) = 3x + 2; g(x) = 2x^2 - 1$

15. $f(x) = 8x^2 - 3; g(x) = 3 - \frac{1}{2}x^2$

16. $f(x) = 2x^2; g(x) = 1 - 3x^2$

17. $f(x) = \sqrt{x}; g(x) = 5x$

18. $f(x) = \sqrt{x+1}; g(x) = 3x$

19. $f(x) = |x|; g(x) = \frac{1}{x^2 + 9}$

20. $f(x) = |x - 2|; g(x) = \frac{3}{x^2 + 2}$

21. $f(x) = \frac{3}{x+1}; g(x) = \sqrt[3]{x}$

22. $f(x) = x^{3/2}; g(x) = \frac{2}{x+1}$

In Problems 23–38, for the given functions f and g , find:

- (a) $f \circ g$
- (b) $g \circ f$
- (c) $f \circ f$
- (d) $g \circ g$

State the domain of each composite function.

23. $f(x) = 2x + 3; g(x) = 4x$

24. $f(x) = -x; g(x) = 2x - 4$

25. $f(x) = 3x - 1; g(x) = x^2$

26. $f(x) = x + 1; g(x) = x^2 + 4$

27. $f(x) = x^2$; $g(x) = x^2 + 4$

29. $f(x) = \frac{3}{x-1}$; $g(x) = \frac{2}{x}$

31. $f(x) = \frac{x}{x-1}$; $g(x) = -\frac{4}{x}$

33. $f(x) = \sqrt{x}$; $g(x) = 2x + 5$

35. $f(x) = x^2 + 7$; $g(x) = \sqrt{x-7}$

37. $f(x) = \frac{x-5}{x+1}$; $g(x) = \frac{x+2}{x-3}$

28. $f(x) = x^2 + 1$; $g(x) = 2x^2 + 3$

30. $f(x) = \frac{1}{x+3}$; $g(x) = -\frac{2}{x}$

32. $f(x) = \frac{x}{x+3}$; $g(x) = \frac{2}{x}$

34. $f(x) = \sqrt{x-2}$; $g(x) = 1-2x$

36. $f(x) = x^2 + 4$; $g(x) = \sqrt{x-2}$

38. $f(x) = \frac{2x-1}{x-2}$; $g(x) = \frac{x+4}{2x-5}$

In Problems 39–46, show that $(f \circ g)(x) = (g \circ f)(x) = x$.

39. $f(x) = 2x$; $g(x) = \frac{1}{2}x$

40. $f(x) = 4x$; $g(x) = \frac{1}{4}x$

41. $f(x) = x^3$; $g(x) = \sqrt[3]{x}$

42. $f(x) = x + 5$; $g(x) = x - 5$

43. $f(x) = 9x - 6$; $g(x) = \frac{1}{9}(x + 6)$

44. $f(x) = 4 - 3x$; $g(x) = \frac{1}{3}(4 - x)$

45. $f(x) = ax + b$; $g(x) = \frac{1}{a}(x - b)$ $a \neq 0$

46. $f(x) = \frac{1}{x}$; $g(x) = \frac{1}{x}$

In Problems 47–52, find functions f and g so that $f \circ g = H$.

47. $H(x) = (2x + 3)^4$

49. $H(x) = \sqrt{x^2 + 1}$

51. $H(x) = |2x + 1|$

48. $H(x) = (1 + x^2)^3$

50. $H(x) = \sqrt{1 - x^2}$

52. $H(x) = |2x^2 + 3|$

Applications and Extensions

53. If $f(x) = 2x^3 - 3x^2 + 4x - 1$ and $g(x) = 2$, find $(f \circ g)(x)$ and $(g \circ f)(x)$.

54. If $f(x) = \frac{x+1}{x-1}$, find $(f \circ f)(x)$.

55. If $f(x) = 2x^2 + 5$ and $g(x) = 3x + a$, find a so that the y -intercept of $f \circ g$ is 23.

56. If $f(x) = 3x^2 - 7$ and $g(x) = 2x + a$, find a so that the y -intercept of $f \circ g$ is 68.

In Problems 57 and 58, use the functions f and g to find:

(a) $f \circ g$ (b) $g \circ f$

(c) the domain of $f \circ g$ and of $g \circ f$

(d) the conditions for which $f \circ g = g \circ f$

57. $f(x) = ax + b$ $g(x) = cx + d$

58. $f(x) = \frac{ax+b}{cx+d}$ $g(x) = mx$

59. **Surface Area of a Balloon** The surface area S (in square meters) of a hot-air balloon is given by

$$S(r) = 4\pi r^2$$

where r is the radius of the balloon (in meters). If the radius r is increasing with time t (in seconds) according to the formula $r(t) = \frac{2}{3}t^3$, $t \geq 0$, find the surface area S of the balloon as a function of the time t .

60. **Volume of a Balloon** The volume V (in cubic meters) of the hot-air balloon described in Problem 59 is given by $V(r) = \frac{4}{3}\pi r^3$. If the radius r is the same function of t as in Problem 59, find the volume V as a function of the time t .

61. **Automobile Production** The number N of cars produced at a certain factory in one day after t hours of operation is

given by $N(t) = 100t - 5t^2$, $0 \leq t \leq 10$. If the cost C (in dollars) of producing N cars is $C(N) = 15,000 + 8000N$, find the cost C as a function of the time t of operation of the factory.

62. **Environmental Concerns** The spread of oil leaking from a tanker is in the shape of a circle. If the radius r (in feet) of the spread after t hours is $r(t) = 200\sqrt{t}$, find the area A of the oil slick as a function of the time t .

63. **Production Cost** The price p , in dollars, of a certain product and the quantity x sold follow the demand equation

$$p = -\frac{1}{4}x + 100 \quad 0 \leq x \leq 400$$

Suppose that the cost C , in dollars, of producing x units is

$$C = \frac{\sqrt{x}}{25} + 600$$

Assuming that all items produced are sold, find the cost C as a function of the price p .

[Hint: Solve for x in the demand equation and then form the composite function.]

64. **Cost of a Commodity** The price p , in dollars, of a certain commodity and the quantity x sold follow the demand equation

$$p = -\frac{1}{5}x + 200 \quad 0 \leq x \leq 1000$$

Suppose that the cost C , in dollars, of producing x units is

$$C = \frac{\sqrt{x}}{10} + 400$$

Assuming that all items produced are sold, find the cost C as a function of the price p .

65. Volume of a Cylinder The volume V of a right circular cylinder of height h and radius r is $V = \pi r^2 h$. If the height is twice the radius, express the volume V as a function of r .

66. Volume of a Cone The volume V of a right circular cone is $V = \frac{1}{3}\pi r^2 h$. If the height is twice the radius, express the volume V as a function of r .

67. Foreign Exchange Traders often buy foreign currency in the hope of making money when the currency's value changes. For example, on April 10, 2018, one U.S. dollar could purchase 0.8101 euro, and one euro could purchase 132.317 yen. Let $f(x)$ represent the number of euros you can buy with x dollars, and let $g(x)$ represent the number of yen you can buy with x euros.

- Find a function that relates dollars to euros.
- Find a function that relates euros to yen.
- Use the results of parts (a) and (b) to find a function that relates dollars to yen. That is, find $(g \circ f)(x)$.
- What is $(g \circ f)(1000)$?

68. Temperature Conversion The function $C(F) = \frac{5}{9}(F - 32)$

converts a temperature in degrees Fahrenheit, F , to a temperature in degrees Celsius, C . The function $K(C) = C + 273$, converts a temperature in degrees Celsius to a temperature in kelvins, K .

- Find a function that converts a temperature in degrees Fahrenheit to a temperature in kelvins.
- Determine 80 degrees Fahrenheit in kelvins.

69. Discounts The manufacturer of a computer is offering two discounts on last year's model computer. The first discount is a \$200 rebate and the second discount is 20% off the regular price, p .

- Write a function f that represents the sale price if only the rebate applies.

- Write a function g that represents the sale price if only the 20% discount applies.

- Find $f \circ g$ and $g \circ f$. What does each of these functions represent? Which combination of discounts represents a better deal for the consumer? Why?

70. Taxes Suppose that you work for \$15 per hour. Write a function that represents gross salary G as a function of hours worked h . Your employer is required to withhold taxes (federal income tax, Social Security, Medicare) from your paycheck. Suppose your employer withholds 20% of your income for taxes. Write a function that represents net salary N as a function of gross salary G . Find and interpret $N \circ G$.

71. Suppose $f(x) = x^3 + x^2 - 16x - 16$ and $g(x) = x^2 - 4$. Find the zeros of $(f \circ g)(x)$.

72. Suppose $f(x) = 2x^3 - 3x^2 - 8x + 12$ and $g(x) = x + 5$. Find the zeros of $(f \circ g)(x)$.

73. Let $f(x) = ax + b$ and $g(x) = bx + a$, where a and b are integers. If $f(1) = 8$ and $f(g(20)) - g(f(20)) = -14$, find the product of a and b .

74. Challenge Problem If f and g are odd functions, show that the composite function $f \circ g$ is also odd.

75. Challenge Problem If f is an odd function and g is an even function, show that the composite functions $f \circ g$ and $g \circ f$ are both even.

76. Challenge Problem If $f(x) = x^2 + 5x + c$, $g(x) = ax + b$, and $(f \circ g)(x) = 4x^2 + 22x + 31$, find a , b , and c .

77. Challenge Problem Given three functions f , g , and h , define $(f \circ g \circ h)(x) = f[g(h(x))]$. Find $(f \circ g \circ h)(2)$ if $f(x) = 6x - 7$, $g(x) = \frac{1}{x}$, and $h(x) = \sqrt{x + 7}$.

78. Challenge Problem If $f(x) = \frac{1}{x + 4}$, $g(x) = \frac{x}{x - 2}$, and $h(x) = \sqrt{x + 3}$, find the domain of $(f \circ g \circ h)(x)$.

* Courtesy of the Joliet Junior College Mathematics Department

Retain Your Knowledge

Problems 79–88 are based on material learned earlier in the course. The purpose of these problems is to keep the material fresh in your mind so that you are better prepared for the final exam.

79. Given $f(x) = 3x + 8$ and $g(x) = x - 5$, find

$$(f + g)(x), (f - g)(x), (f \cdot g)(x), \text{ and } \left(\frac{f}{g}\right)(x)$$

State the domain of each.

80. Find the real zeros of $f(x) = 2x - 5\sqrt{x} + 2$.

81. Find the domain of $R(x) = \frac{x^2 + 6x + 5}{x - 3}$. Find any horizontal, vertical, or oblique asymptotes.

82. For the quadratic function $f(x) = -\frac{1}{3}x^2 + 2x + 5$, find the vertex and the axis of symmetry, and determine whether the graph is concave up or concave down.

83. Solve: $x^2 - 6x - 7 \leq 0$

84. If a right triangle has hypotenuse $c = 2$ and leg $a = 1$, find the length of the other leg b .

85. Find the points of intersection of the graphs of the functions $f(x) = x^2 + 3x + 7$ and $g(x) = -2x + 3$.

86. Find the distance between the points $(-3, 8)$ and $(2, -7)$.

87. Simplify: $\frac{\frac{3}{x+1} - \frac{3}{c+1}}{x-c}$

88. Solve: $-x^3(9 - x^2)^{-1/2} + 2x(9 - x^2)^{1/2} = 0$

'Are You Prepared?' Answers

1. -21

2. $4 - 18x^2$

3. $\{x \mid x \neq -5, x \neq 5\}$

5.2 One-to-One Functions; Inverse Functions

PREPARING FOR THIS SECTION Before getting started, review the following:

- Functions (Section 2.1, pp. 47–59)
- Increasing/Decreasing Functions (Section 2.3, pp. 75–76)
- Rational Expressions (Section A.5, pp. A35–A42)
- Properties of Rational Functions (Section 4.3, pp. 198–205)

 **Now Work** the ‘Are You Prepared?’ problems on page 275.

- OBJECTIVES**
- 1 Determine Whether a Function Is One-to-One (p. 267)
 - 2 Obtain the Graph of the Inverse Function from the Graph of a One-to-One Function (p. 270)
 - 3 Verify an Inverse Function (p. 271)
 - 4 Find the Inverse of a Function Defined by an Equation (p. 272)

1 Determine Whether a Function Is One-to-One

Section 2.1 presented five ways to represent a function: (1) verbally, (2) with a mapping, (3) as a set of ordered pairs, (4) with a graph, and (5) with an equation. For example, Figures 6 and 7 illustrate two different functions represented as mappings. The function in Figure 6 shows the correspondence between states and their populations (in millions). The function in Figure 7 shows a correspondence between animals and life expectancies (in years).

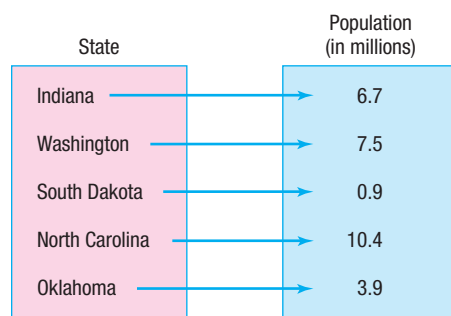


Figure 6

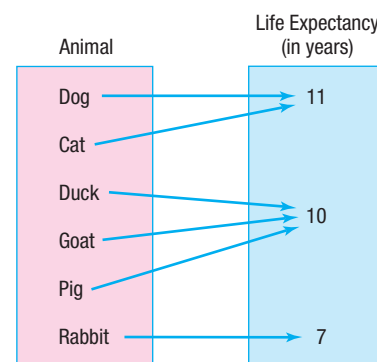


Figure 7

Suppose several people are asked to name a state that has a population of 0.9 million based on the function in Figure 6. Everyone will respond “South Dakota.” Now, if the same people are asked to name an animal whose life expectancy is 11 years based on the function in Figure 7, some may respond “dog,” while others may respond “cat.” What is the difference between the functions in Figures 6 and 7? In Figure 6, no two elements in the domain correspond to the same element in the range. In Figure 7, this is not the case: Different elements in the domain correspond to the same element in the range. Functions such as the one in Figure 6 are given a special name.

DEFINITION One-to-One

A function is **one-to-one** if any two different inputs in the domain correspond to two different outputs in the range. That is, if x_1 and x_2 are two different inputs of a function f , then f is one-to-one if $f(x_1) \neq f(x_2)$.

In Words

A function is not one-to-one if two different inputs correspond to the same output.

Put another way, a function f is one-to-one if no y in the range is the image of more than one x in the domain. A function is not one-to-one if any two (or more) different elements in the domain correspond to the same element in the range. So the function in Figure 7 is not one-to-one because two different elements in the domain,

dog and *cat*, both correspond to 11 (and also because three different elements in the domain correspond to 10).

Figure 8 illustrates the distinction among one-to-one functions, functions that are not one-to-one, and relations that are not functions.

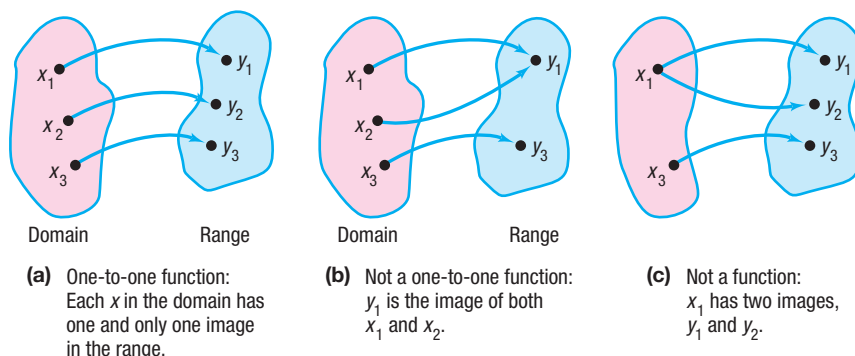


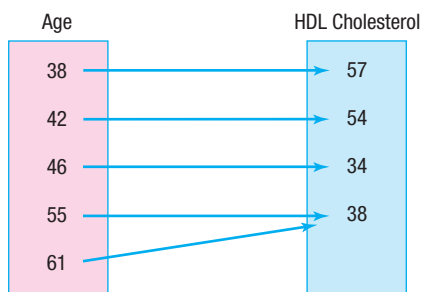
Figure 8

EXAMPLE 1

Determining Whether a Function Is One-to-One

Determine whether the following functions are one-to-one.

- (a) For the following function, the domain represents the ages of five males, and the range represents their HDL (good) cholesterol scores (mg/dL).



- (b) $\{(-2, 6), (-1, 3), (0, 2), (1, 5), (2, 8)\}$

Solution

- (a) The function is not one-to-one because there are two different inputs, 55 and 61, that correspond to the same output, 38.
- (b) The function is one-to-one because every distinct input corresponds to a different output.

Now Work PROBLEMS 13 AND 17

For functions defined by an equation $y = f(x)$ and for which the graph of f is known, there is a simple test, called the **horizontal-line test**, to determine whether f is one-to-one.

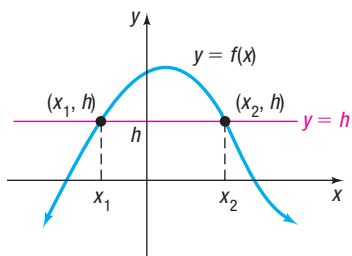


Figure 9
 $f(x_1) = f(x_2) = h$ and $x_1 \neq x_2$;
 f is not a one-to-one function.

THEOREM Horizontal-line Test

If every horizontal line intersects the graph of a function f in at most one point, then f is one-to-one.

The reason why this test works can be seen in Figure 9, where the horizontal line $y = h$ intersects the graph at two distinct points, (x_1, h) and (x_2, h) . Since h is the image of both x_1 and x_2 and $x_1 \neq x_2$, f is not one-to-one. Based on Figure 9, we can state the horizontal-line test in another way: If the graph of any horizontal line intersects the graph of a function f at more than one point, then f is not one-to-one.

EXAMPLE 2

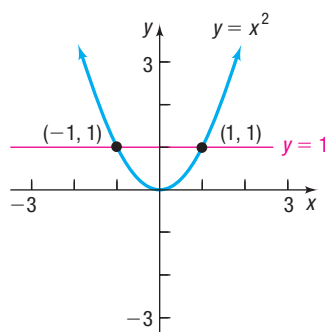
Using the Horizontal-line Test

For each function, use its graph to determine whether the function is one-to-one.

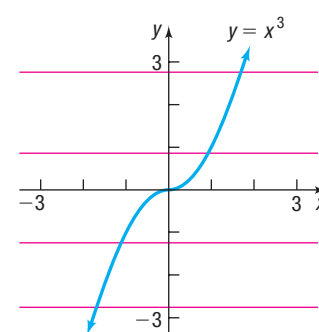
(a) $f(x) = x^2$ (b) $g(x) = x^3$

Solution

- (a) Figure 10(a) illustrates the horizontal-line test for $f(x) = x^2$. The horizontal line $y = 1$ intersects the graph of f twice, at $(1, 1)$ and at $(-1, 1)$, so f is not one-to-one.
- (b) Figure 10(b) illustrates the horizontal-line test for $g(x) = x^3$. Because every horizontal line intersects the graph of g exactly once, the function g is one-to-one.



(a) A horizontal line intersects the graph twice; f is not one-to-one.



(b) Every horizontal line intersects the graph exactly once; g is one-to-one.

Figure 10

 Now Work PROBLEM 21

Look more closely at the one-to-one function $g(x) = x^3$. This function is an increasing function. Because an increasing (or decreasing) function always has different y -values for unequal x -values, it follows that a function that is increasing (or decreasing) over its domain is also a one-to-one function.

THEOREM

- A function that is increasing on an interval I is a one-to-one function on I .
- A function that is decreasing on an interval I is a one-to-one function on I .

One-to-one functions $y = f(x)$ have an important property. Corresponding to each x in the domain of f , there is exactly one y in the range because f is a function. And corresponding to each y in the range of f , there is exactly one x in the domain because f is one-to-one. The function represented by the correspondence from the range back to the domain is called the *inverse function of f* .

In Words

Suppose that f is a one-to-one function so that the input 5 corresponds to the output 10. For the inverse function f^{-1} , the input 10 will correspond to the output 5.

DEFINITION Inverse Function

Suppose $y = f(x)$ is a one-to-one function. The correspondence from the range of f to the domain of f is called the **inverse function of f** . The symbol f^{-1} is used to denote the inverse function of f . In other words, if $y = f(x)$ is a one-to-one function, then f has an inverse function f^{-1} and $x = f^{-1}(y)$.

2 Obtain the Graph of the Inverse Function from the Graph of a One-to-One Function

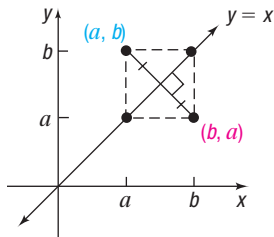


Figure 11

Suppose (a, b) is a point on the graph of a one-to-one function f defined by $y = f(x)$. Then $b = f(a)$. This means that $a = f^{-1}(b)$, so (b, a) is a point on the graph of the inverse function f^{-1} . The relationship between the point (a, b) on f and the point (b, a) on f^{-1} is shown in Figure 11. The line segment with endpoints (a, b) and (b, a) is perpendicular to the line $y = x$ and is bisected by the line $y = x$. (Do you see why?) It follows that the point (b, a) on f^{-1} is the reflection about the line $y = x$ of the point (a, b) on f .

THEOREM

The graph of a one-to-one function f and the graph of its inverse function f^{-1} are symmetric with respect to the line $y = x$.

Figure 12 illustrates the theorem. Once the graph of f is known, the graph of f^{-1} can be obtained by reflecting the graph of f about the line $y = x$.

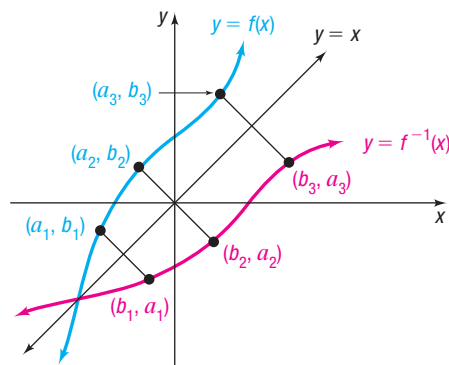


Figure 12

EXAMPLE 3

Graphing an Inverse Function

The graph in Figure 13(a) shows a one-to-one function $y = f(x)$. Draw the graph of its inverse.

Solution

First add the graph of $y = x$ to Figure 13(a). Since the points $(-2, -1)$, $(-1, 0)$, and $(2, 1)$ are on the graph of f , the points $(-1, -2)$, $(0, -1)$, and $(1, 2)$ must be on the graph of f^{-1} . Keeping in mind that the graph of f^{-1} is the reflection about the line $y = x$ of the graph of f , graph f^{-1} . See Figure 13(b).

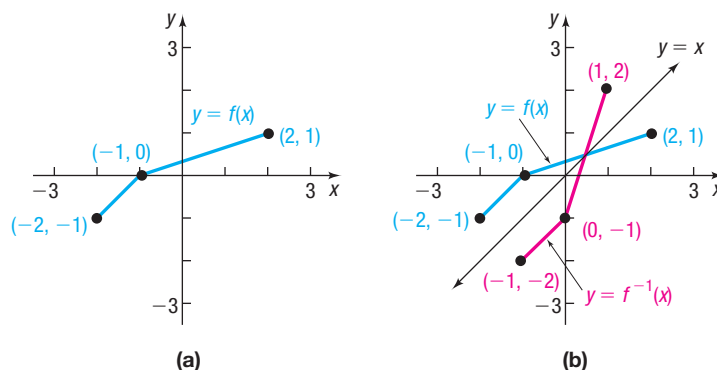


Figure 13

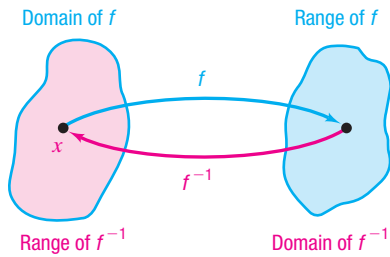


Figure 14

WARNING Be careful! f^{-1} is a symbol for the inverse function of f . The -1 used in f^{-1} is not an exponent. That is, f^{-1} does not mean the reciprocal of f ; $f^{-1}(x)$ is not equal to $\frac{1}{f(x)}$. ■

3 Verify an Inverse Function

Suppose f is a one-to-one function. Then f has an inverse function f^{-1} . Figure 14 shows the relationship between the domain and range of f and the domain and range of f^{-1} . As Figure 14 illustrates,

- Domain of $f =$ Range of f^{-1}
- Range of $f =$ Domain of f^{-1}

Look again at Figure 14 to visualize the relationship. Starting with x , applying f and then applying f^{-1} gets x back again. Starting with x , applying f^{-1} , and then applying f gets the number x back again. To put it simply, what f does, f^{-1} undoes, and vice versa. See the illustration that follows.

$$\boxed{\text{Input } x \text{ from domain of } f} \xrightarrow{\text{Apply } f} \boxed{f(x)} \xrightarrow{\text{Apply } f^{-1}} \boxed{f^{-1}(f(x)) = x}$$

$$\boxed{\text{Input } x \text{ from domain of } f^{-1}} \xrightarrow{\text{Apply } f^{-1}} \boxed{f^{-1}(x)} \xrightarrow{\text{Apply } f} \boxed{f(f^{-1}(x)) = x}$$

In other words,

- $f^{-1}(f(x)) = x$ where x is in the domain of f
- $f(f^{-1}(x)) = x$ where x is in the domain of f^{-1}

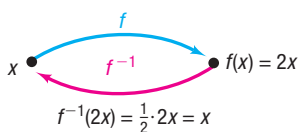


Figure 15

Consider the function $f(x) = 2x$, which multiplies the argument x by 2. The inverse function f^{-1} undoes whatever f does. So the inverse function of f is $f^{-1}(x) = \frac{1}{2}x$, which divides the argument by 2. For example, $f(3) = 2 \cdot 3 = 6$ and $f^{-1}(6) = \frac{1}{2} \cdot 6 = 3$, so f^{-1} undoes f . This is verified by showing that $f^{-1}(f(x)) = f^{-1}(2x) = \frac{1}{2} \cdot 2x = x$ and $f(f^{-1}(x)) = f\left(\frac{1}{2}x\right) = 2 \cdot \frac{1}{2}x = x$.

See Figure 15.

EXAMPLE 4

Verifying Inverse Functions

- (a) Verify that the inverse of $g(x) = x^3$ is $g^{-1}(x) = \sqrt[3]{x}$.
- (b) Verify that the inverse of $f(x) = 2x + 3$ is $f^{-1}(x) = \frac{1}{2}(x - 3)$.

Solution

(a) $g^{-1}(g(x)) = g^{-1}(x^3) = \sqrt[3]{x^3} = x$ for all x in the domain of g
 $g(g^{-1}(x)) = g(\sqrt[3]{x}) = (\sqrt[3]{x})^3 = x$ for all x in the domain of g^{-1}

(b) $f^{-1}(f(x)) = f^{-1}(2x + 3) = \frac{1}{2}[(2x + 3) - 3] = \frac{1}{2} \cdot 2x = x$ for all x in the domain of f
 $f(f^{-1}(x)) = f\left(\frac{1}{2}(x - 3)\right) = 2 \cdot \frac{1}{2}(x - 3) + 3 = x$ for all x in the domain of f^{-1}

EXAMPLE 5

Verifying Inverse Functions

Verify that the inverse of $f(x) = \frac{1}{x-1}$ is $f^{-1}(x) = \frac{1}{x} + 1$. For what values of x is $f^{-1}(f(x)) = x$? For what values of x is $f(f^{-1}(x)) = x$?

Solution

The domain of f is $\{x|x \neq 1\}$ and the domain of f^{-1} is $\{x|x \neq 0\}$. Now

$$f^{-1}(f(x)) = f^{-1}\left(\frac{1}{x-1}\right) = \frac{1}{\frac{1}{x-1}} + 1 = x - 1 + 1 = x \quad \text{provided } x \neq 1$$

$$f(f^{-1}(x)) = f\left(\frac{1}{x} + 1\right) = \frac{1}{\left(\frac{1}{x} + 1\right) - 1} = \frac{1}{\frac{1}{x}} = x \quad \text{provided } x \neq 0$$

 **Now Work** PROBLEMS 33 AND 37

4 Find the Inverse of a Function Defined by an Equation

The fact that the graphs of a one-to-one function f and its inverse function f^{-1} are symmetric with respect to the line $y = x$ tells us more. It says that we can obtain f^{-1} by interchanging the roles of x and y in f . If f is defined by the equation

$$y = f(x)$$

then f^{-1} is defined by the equation




$$x = f(y)$$

The equation $x = f(y)$ defines f^{-1} *implicitly*. If we can solve this equation for y , we will have the *explicit* form of f^{-1} , that is,

$$y = f^{-1}(x)$$

Let's use this procedure to find the inverse of $f(x) = 2x + 3$. Because f is a linear function and is increasing, f is one-to-one and so has an inverse function.

 **Need to Review?**

-  Implicit functions are discussed in Section 2.1, p. 54.
- 
- 

EXAMPLE 6

Finding the Inverse of a Function Defined by an Equation

Find the inverse of $f(x) = 2x + 3$. Graph f and f^{-1} on the same coordinate axes.

Replace $f(x)$ with y in $f(x) = 2x + 3$ and obtain $y = 2x + 3$. Now interchange the variables x and y to obtain

$$x = 2y + 3$$

This equation defines the inverse function f^{-1} implicitly.

Step-by-Step Solution

Step 1 Replace $f(x)$ with y . Then interchange the variables x and y . This equation defines the inverse function f^{-1} implicitly.

Step 2 If possible, solve the implicit equation for y in terms of x to obtain the explicit form of f^{-1} , $y = f^{-1}(x)$.

To find the explicit form of the inverse, solve $x = 2y + 3$ for y .

$$x = 2y + 3$$

$$2y + 3 = x$$

$$2y = x - 3 \quad \text{Subtract 3 from both sides.}$$

$$y = \frac{1}{2}(x - 3) \quad \text{Multiply both sides by } \frac{1}{2}.$$

The explicit form of the inverse function f^{-1} is

$$f^{-1}(x) = \frac{1}{2}(x - 3)$$

Step 3 Check the result by showing that $f^{-1}(f(x)) = x$ and $f(f^{-1}(x)) = x$.

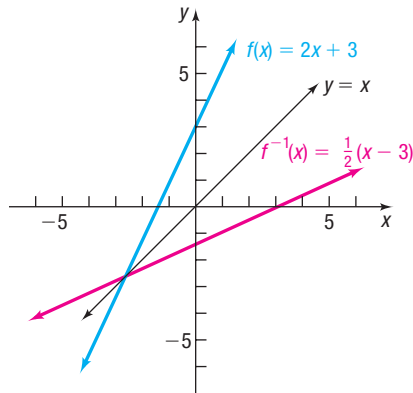


Figure 16

We verified that f and f^{-1} are inverses in Example 4(b).

The graphs of $f(x) = 2x + 3$ and its inverse $f^{-1}(x) = \frac{1}{2}(x - 3)$ are shown in Figure 16. Note the symmetry of the graphs with respect to the line $y = x$.

Steps for Finding the Inverse of a One-to-One Function

STEP 1: In $y = f(x)$, interchange the variables x and y to obtain

$$x = f(y)$$

This equation defines the inverse function f^{-1} implicitly.

STEP 2: If possible, solve the implicit equation for y in terms of x to obtain the explicit form of f^{-1} :

$$y = f^{-1}(x)$$

STEP 3: Check the result by showing that

$$f^{-1}(f(x)) = x \quad \text{and} \quad f(f^{-1}(x)) = x$$

EXAMPLE 7

Finding the Inverse of a Function Defined by an Equation

The function

$$f(x) = \frac{2x + 1}{x - 1} \quad x \neq 1$$

is one-to-one. Find its inverse function and check the result.

Solution

STEP 1: Replace $f(x)$ with y and interchange the variables x and y in

$$y = \frac{2x + 1}{x - 1}$$

to obtain

$$x = \frac{2y + 1}{y - 1}$$

STEP 2: Solve for y .

$$x = \frac{2y + 1}{y - 1}$$

$$x(y - 1) = 2y + 1 \quad \text{Multiply both sides by } y - 1.$$

$$xy - x = 2y + 1 \quad \text{Use the Distributive Property.}$$

$$xy - 2y = x + 1 \quad \text{Subtract } 2y \text{ from both sides; add } x \text{ to both sides.}$$

$$(x - 2)y = x + 1 \quad \text{Factor.}$$

$$y = \frac{x + 1}{x - 2} \quad \text{Divide by } x - 2.$$

The inverse function is

$$f^{-1}(x) = \frac{x + 1}{x - 2} \quad x \neq 2 \quad \text{Replace } y \text{ by } f^{-1}(x).$$

STEP 3: ✓ **Check:**

$$f^{-1}(f(x)) = f^{-1}\left(\frac{2x+1}{x-1}\right) = \frac{\frac{2x+1}{x-1} + 1}{\frac{2x+1}{x-1} - 2} = \frac{2x+1+x-1}{2x+1-2(x-1)} = \frac{3x}{3} = x, \quad x \neq 1$$

$$f(f^{-1}(x)) = f\left(\frac{x+1}{x-2}\right) = \frac{2 \cdot \frac{x+1}{x-2} + 1}{\frac{x+1}{x-2} - 1} = \frac{2(x+1) + x - 2}{x+1 - (x-2)} = \frac{3x}{3} = x, \quad x \neq 2$$

Exploration

In Example 7, we found that if $f(x) = \frac{2x+1}{x-1}$, then $f^{-1}(x) = \frac{x+1}{x-2}$. Compare the vertical and horizontal asymptotes of f and f^{-1} .

Result The vertical asymptote of f is $x = 1$, and the horizontal asymptote is $y = 2$. The vertical asymptote of f^{-1} is $x = 2$, and the horizontal asymptote is $y = 1$.

 **Now Work** PROBLEMS 45 AND 59

If a function is not one-to-one, it has no inverse function. Sometimes, though, an appropriate restriction on the domain of such a function yields a new function that is one-to-one. Then the function defined on the restricted domain has an inverse function.

EXAMPLE 8**Finding the Inverse of a Domain-restricted Function**

Find the inverse of $y = f(x) = x^2$ if $x \geq 0$. Graph f and f^{-1} .

Solution

The function $y = x^2$ is not one-to-one. [Refer to Example 2(a).] However, restricting the domain of this function to $x \geq 0$, as indicated, results in a new function that is increasing and therefore is one-to-one. Consequently, the function defined by $y = f(x) = x^2, x \geq 0$, has an inverse function, f^{-1} .

Follow the steps to find f^{-1} .

STEP 1: In the equation $y = x^2, x \geq 0$, interchange the variables x and y . The result is

$$x = y^2 \quad y \geq 0$$

This equation defines the inverse function implicitly.

STEP 2: Solve for y to get the explicit form of the inverse. Because $y \geq 0$, only one solution for y is obtained: $y = \sqrt{x}$. So $f^{-1}(x) = \sqrt{x}$.

STEP 3: ✓ **Check:** $f^{-1}(f(x)) = f^{-1}(x^2) = \sqrt{x^2} = |x| = x$ because $x \geq 0$

$$f(f^{-1}(x)) = f(\sqrt{x}) = (\sqrt{x})^2 = x$$

Figure 17 illustrates the graphs of $f(x) = x^2, x \geq 0$, and $f^{-1}(x) = \sqrt{x}$.

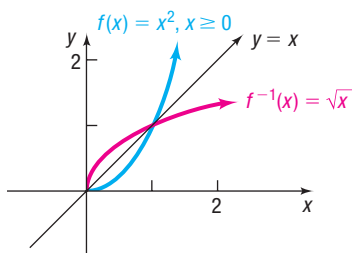


Figure 17

SUMMARY

- If a function f is one-to-one, then it has an inverse function f^{-1} .
- Domain of $f =$ Range of f^{-1} ; Range of $f =$ Domain of f^{-1} .
- To verify that f^{-1} is the inverse of f , show that $f^{-1}(f(x)) = x$ for every x in the domain of f and that $f(f^{-1}(x)) = x$ for every x in the domain of f^{-1} .
- The graphs of f and f^{-1} are symmetric with respect to the line $y = x$.

5.2 Assess Your Understanding

'Are You Prepared?' Answers are given at the end of these exercises. If you get a wrong answer, read the pages listed in red.

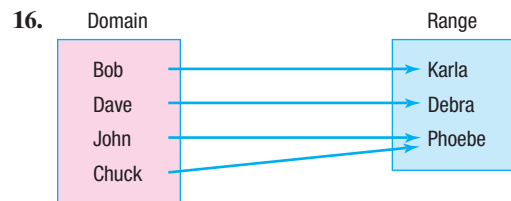
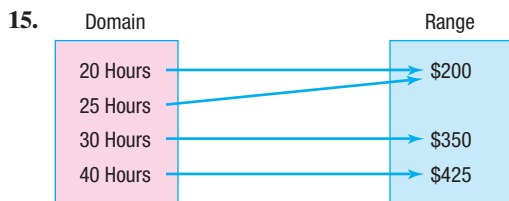
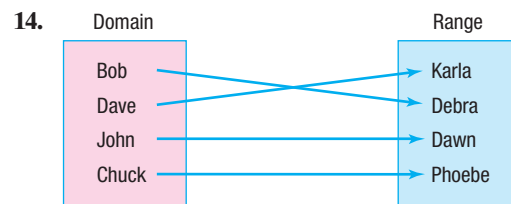
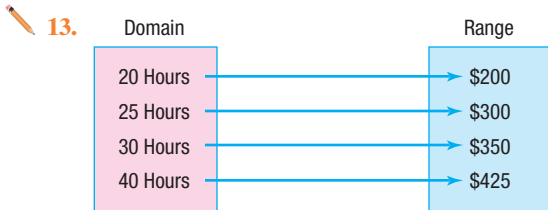
- Suppose $f(x) = 4x - 2$. Find $f\left(\frac{x+2}{4}\right)$ (pp. 51–53)
- Where is the function $f(x) = x^2$ increasing? Where is it decreasing? (pp. 75–76)
- What is the domain of $f(x) = \frac{x+5}{x^2+3x-18}$? (pp. 55–57)
- Simplify: $\frac{\frac{1}{x} + 1}{\frac{1}{x^2} - 1}$ (pp. A40–A42)

Concepts and Vocabulary

- If x_1 and x_2 are any two different inputs of a function f , then f is one-to-one if _____.
- If every horizontal line intersects the graph of a function f at no more than one point, then f is a(n) _____ function.
- If f is a one-to-one function and $f(3) = 8$, then $f^{-1}(8) = \underline{\hspace{2cm}}$.
- If f^{-1} is the inverse of a function f , then the graphs of f and f^{-1} are symmetric with respect to the line _____.
- If the domain of a one-to-one function f is $[4, \infty)$, then the range of its inverse function f^{-1} is _____.
- True or False** If f and g are inverse functions, then the domain of f is the same as the range of g .
- Multiple Choice** If $(-2, 3)$ is a point on the graph of a one-to-one function f , which of the following points is on the graph of f^{-1} ?
 (a) $(3, -2)$ (b) $(2, -3)$ (c) $(-3, 2)$ (d) $(-2, -3)$
- Multiple Choice** Suppose f is a one-to-one function with a domain of $\{x \mid x \neq 3\}$ and a range of $\left\{y \mid y \neq \frac{2}{3}\right\}$. Which of the following is the domain of f^{-1} ?
 (a) $\{x \mid x \neq 3\}$ (b) All real numbers
 (c) $\left\{x \mid x \neq \frac{2}{3}, x \neq 3\right\}$ (d) $\left\{x \mid x \neq \frac{2}{3}\right\}$

Skill Building

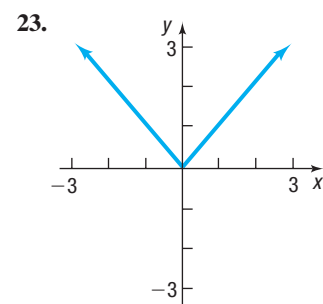
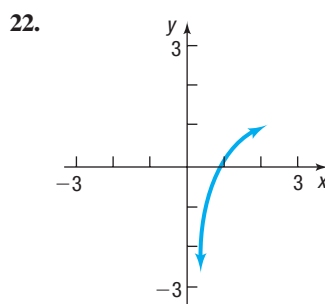
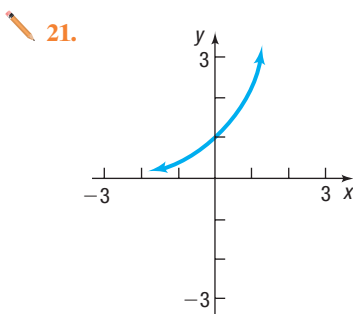
In Problems 13–20, determine whether the function is one-to-one.

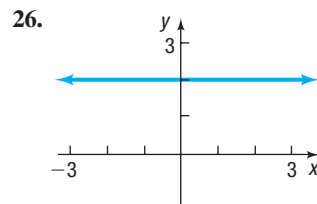
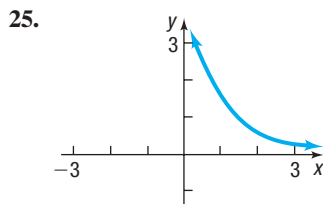
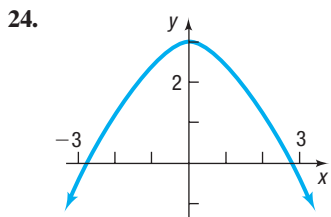


- 17.** $\{(2, 6), (-3, 6), (4, 9), (1, 10)\}$
19. $\{(0, 0), (1, 1), (2, 16), (3, 81)\}$

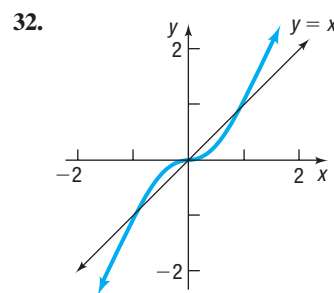
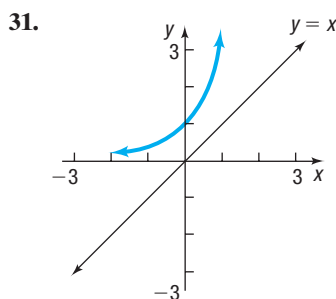
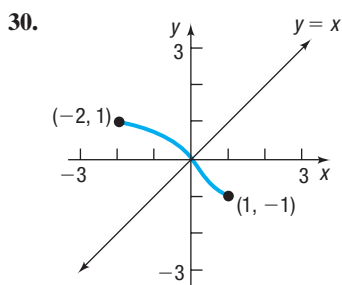
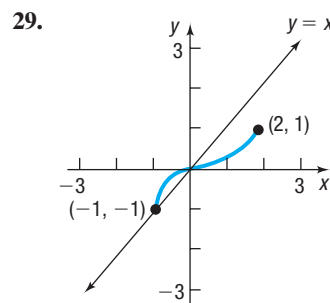
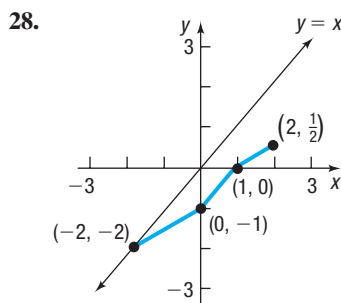
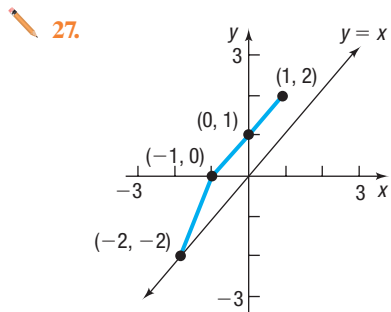
- 18.** $\{(-2, 5), (-1, 3), (3, 7), (4, 12)\}$
20. $\{(1, 2), (2, 8), (3, 18), (4, 32)\}$

In Problems 21–26, the graph of a function f is given. Use the horizontal-line test to determine whether f is one-to-one.





In Problems 27–32, the graph of a one-to-one function f is given. Draw the graph of the inverse function f^{-1} .



In Problems 33–42, verify that the functions f and g are inverses of each other by showing that $f(g(x)) = x$ and $g(f(x)) = x$. Give any values of x that need to be excluded from the domain of f and the domain of g .

33. $f(x) = 3x + 4$; $g(x) = \frac{1}{3}(x - 4)$

34. $f(x) = 3 - 2x$; $g(x) = -\frac{1}{2}(x - 3)$

35. $f(x) = 4x - 8$; $g(x) = \frac{x}{4} + 2$

36. $f(x) = 2x + 6$; $g(x) = \frac{1}{2}x - 3$

37. $f(x) = x^3 - 8$; $g(x) = \sqrt[3]{x + 8}$

38. $f(x) = (x - 2)^2, x \geq 2$; $g(x) = \sqrt{x} + 2$

39. $f(x) = \frac{1}{x}$; $g(x) = \frac{1}{x}$

40. $f(x) = x$; $g(x) = x$

41. $f(x) = \frac{2x + 3}{x + 4}$; $g(x) = \frac{4x - 3}{2 - x}$

42. $f(x) = \frac{x - 5}{2x + 3}$; $g(x) = \frac{3x + 5}{1 - 2x}$

In Problems 43–54, the function f is one-to-one. (a) Find its inverse function f^{-1} and check your answer. (b) Find the domain and the range of f and f^{-1} . (c) Graph f , f^{-1} , and $y = x$ on the same coordinate axes.

43. $f(x) = 3x$

44. $f(x) = -4x$

45. $f(x) = 4x + 2$

46. $f(x) = 1 - 3x$

47. $f(x) = x^3 - 1$

48. $f(x) = x^3 + 1$

49. $f(x) = x^2 + 4, x \geq 0$

50. $f(x) = x^2 + 9, x \geq 0$

51. $f(x) = \frac{4}{x}$

52. $f(x) = -\frac{3}{x}$

53. $f(x) = \frac{1}{x - 2}$

54. $f(x) = \frac{4}{x + 2}$

In Problems 55–72, the function f is one-to-one. (a) Find its inverse function f^{-1} and check your answer. (b) Find the domain and the range of f and f^{-1} .

55. $f(x) = \frac{2}{3+x}$

56. $f(x) = \frac{4}{2-x}$

57. $f(x) = \frac{3x}{x+2}$

58. $f(x) = -\frac{2x}{x-1}$

59. $f(x) = \frac{2x}{3x-1}$

60. $f(x) = -\frac{3x+1}{x}$

61. $f(x) = \frac{3x+4}{2x-3}$

62. $f(x) = \frac{2x-3}{x+4}$

63. $f(x) = \frac{2x+3}{x+2}$

64. $f(x) = \frac{-3x-4}{x-2}$

65. $f(x) = \frac{x^2-4}{2x^2}, x > 0$

66. $f(x) = \frac{x^2+3}{3x^2}, x > 0$

67. $f(x) = x^{\frac{2}{3}} - 4, x \geq 0$

68. $f(x) = x^{\frac{3}{2}} + 5$

69. $f(x) = \sqrt[3]{x^5 - 2}$

70. $f(x) = \sqrt[5]{x^3 + 13}$

71. $f(x) = \frac{1}{9}(x-1)^2 + 2, x \geq 1$

72. $f(x) = 2\sqrt{x+3} - 5$

Applications and Extensions

73. Use the graph of $y = f(x)$ given in Problem 27 to evaluate the following:
 (a) $f(-1)$ (b) $f(1)$ (c) $f^{-1}(1)$ (d) $f^{-1}(2)$
74. Use the graph of $y = f(x)$ given in Problem 28 to evaluate the following:
 (a) $f(2)$ (b) $f(1)$ (c) $f^{-1}(0)$ (d) $f^{-1}(-1)$
75. If $f(7) = 13$ and f is one-to-one, what is $f^{-1}(13)$?
76. If $g(-5) = 3$ and g is one-to-one, what is $g^{-1}(3)$?
77. The domain of a one-to-one function f is $[5, \infty)$, and its range is $[-2, \infty)$. State the domain and the range of f^{-1} .
78. The domain of a one-to-one function f is $[0, \infty)$, and its range is $[5, \infty)$. State the domain and the range of f^{-1} .
79. The domain of a one-to-one function g is $(-\infty, 0]$, and its range is $[0, \infty)$. State the domain and the range of g^{-1} .
80. The domain of a one-to-one function g is $[0, 15]$, and its range is $(0, 8)$. State the domain and the range of g^{-1} .
81. A function $y = f(x)$ is increasing on the interval $[0, 5]$. What conclusions can you draw about the graph of $y = f^{-1}(x)$?
82. A function $y = f(x)$ is decreasing on the interval $[0, 5]$. What conclusions can you draw about the graph of $y = f^{-1}(x)$?
83. Find the inverse of the linear function

$$f(x) = mx + b, m \neq 0$$
84. Find the inverse of the function

$$f(x) = \sqrt{r^2 - x^2}, 0 \leq x \leq r$$
85. A function f has an inverse function f^{-1} . If the graph of f lies in quadrant I, in which quadrant does the graph of f^{-1} lie?
86. A function f has an inverse function f^{-1} . If the graph of f lies in quadrant II, in which quadrant does the graph of f^{-1} lie?
87. The function $f(x) = |x|$ is not one-to-one. Find a suitable restriction on the domain of f so that the new function that results is one-to-one. Then find the inverse of the new function.
88. The function $f(x) = x^4$ is not one-to-one. Find a suitable restriction on the domain of f so that the new function that results is one-to-one. Then find the inverse of the new function.

In applications, the symbols used for the independent and dependent variables are often based on common usage. So, rather than using $y = f(x)$ to represent a function, an applied problem might use $C = C(q)$ to represent the cost C of manufacturing q units of a good. Because of this, the inverse notation f^{-1} used in a pure mathematics problem is not used when finding inverses of applied problems. Rather, the inverse of a function such as $C = C(q)$ will be $q = q(C)$. So $C = C(q)$ is a function that represents the cost C as a function of the number q of units manufactured, and $q = q(C)$ is a function that represents the number q as a function of the cost C . Problems 89–96 illustrate this idea.

89. **Vehicle Stopping Distance** Taking into account reaction time, the distance d (in feet) that a car requires to come to a complete stop while traveling r miles per hour is given by the function

$$d(r) = 6.97r - 90.39$$
 (a) Express the speed r at which the car is traveling as a function of the distance d required to come to a complete stop.
 (b) Verify that $r = r(d)$ is the inverse of $d = d(r)$ by showing that $r(d(r)) = r$ and $d(r(d)) = d$.
 (c) Predict the speed that a car was traveling if the distance required to stop was 300 feet.
90. **Height and Head Circumference** The head circumference C of a child is related to the height H of the child (both in inches) through the function

$$H(C) = 2.15C - 10.53$$
 (a) Express the head circumference C as a function of height H .
 (b) Verify that $C = C(H)$ is the inverse of $H = H(C)$ by showing that $H(C(H)) = H$ and $C(H(C)) = C$.
 (c) Predict the head circumference of a child who is 26 inches tall.
91. **Ideal Body Weight** One model for the ideal body weight W for men (in kilograms) as a function of height h (in inches) is given by the function

$$W(h) = 50 + 2.3(h - 60)$$
 (a) What is the ideal weight of a 6-foot male?
 (b) Express the height h as a function of weight W .
 (c) Verify that $h = h(W)$ is the inverse of $W = W(h)$ by showing that $h(W(h)) = h$ and $W(h(W)) = W$.
 (d) What is the height of a male who is at his ideal weight of 80 kilograms?

92. Temperature Conversion The function $F(C) = \frac{9}{5}C + 32$ converts a temperature from C degrees Celsius to F degrees Fahrenheit.

- Express the temperature in degrees Celsius C as a function of the temperature in degrees Fahrenheit F .
- Verify that $C = C(F)$ is the inverse of $F = F(C)$ by showing that $C(F(C)) = C$ and $F(C(F)) = F$.
- What is the temperature in degrees Celsius if it is 70 degrees Fahrenheit?

93. Income Taxes The function

$$T(g) = 4453.05 + 0.22(g - 38,700)$$

represents the 2018 federal income tax T (in dollars) due for a “single” filer whose modified adjusted gross income is g dollars, where $38,700 < g \leq 82,500$.

- What is the domain of the function T ?
- Given that the tax due T is an increasing linear function of modified adjusted gross income g , find the range of the function T .
- Find adjusted gross income g as a function of federal income tax T . What are the domain and the range of this function?

94. Income Taxes The function

$$T(g) = 1905 + 0.12(g - 19,050)$$

represents the 2018 federal income tax T (in dollars) due for a “married filing jointly” filer whose modified adjusted gross income is g dollars, where $19,050 < g \leq 77,400$.

- What is the domain of the function T ?
- Given that the tax due T is an increasing linear function of modified adjusted gross income g , find the range of the function T .
- Find adjusted gross income g as a function of federal income tax T . What are the domain and the range of this function?

95. Gravity on Earth If a rock falls from a height of 100 meters above Earth, the height H (in meters) after t seconds is approximately

$$H(t) = 100 - 4.9t^2$$

- In general, quadratic functions are not one-to-one. However, the function H is one-to-one. Why?
- Find the inverse of H and verify your result.
- How long will it take a rock to fall 80 meters?

96. Period of a Pendulum The period T (in seconds) of a simple pendulum as a function of its length l (in feet) is given by

$$T(l) = 2\pi\sqrt{\frac{l}{32.2}}$$

- Express the length l as a function of the period T .
- How long is a pendulum whose period is 3 seconds?

97. Challenge Problem Given

$$f(x) = \frac{ax + b}{cx + d}$$

find $f^{-1}(x)$. If $c \neq 0$, under what conditions on a, b, c , and d is $f = f^{-1}$?

98. Challenge Problem If $h(x) = (f \circ g)(x)$, find h^{-1} in terms of f^{-1} and g^{-1} .

99. Challenge Problem For $f(x) = \begin{cases} 2x + 3, & x < 0 \\ 3x + 4, & x \geq 0 \end{cases}$

- Find the domain and range of f .
- Find f^{-1} .
- Find the domain and range of f^{-1} .

Explaining Concepts: Discussion and Writing

- Can a one-to-one function and its inverse be equal? What must be true about the graph of f for this to happen? Give some examples to support your conclusion.
- Draw the graph of a one-to-one function that contains the points $(-2, -3)$, $(0, 0)$, and $(1, 5)$. Now draw the graph of its inverse. Compare your graph to those of other students. Discuss any similarities. What differences do you see?
- Give an example of a function whose domain is the set of real numbers and that is neither increasing nor decreasing on its domain, but is one-to-one.
[Hint: Use a piecewise-defined function.]

- Is every odd function one-to-one? Explain.
- Suppose that $C(g)$ represents the cost C , in dollars, of manufacturing g cars. Explain what $C^{-1}(800,000)$ represents.
- Explain why the horizontal-line test can be used to identify one-to-one functions from a graph.
- Explain why a function must be one-to-one in order to have an inverse that is a function. Use the function $y = x^2$ to support your explanation.

Retain Your Knowledge

Problems 107–116 are based on material learned earlier in the course. The purpose of these problems is to keep the material fresh in your mind so that you are better prepared for the final exam.

107. If $f(x) = 3x^2 - 7x$, find $f(x + h) - f(x)$.

108. Find the zeros of the quadratic function

$$f(x) = 3x^2 + 5x + 1$$

What are the x -intercepts, if any, of the graph of the function? Find the vertex. Is it a maximum or minimum? Is the graph concave up or concave down?

109. Use the techniques of shifting, compressing or stretching, and reflections to graph $f(x) = -|x + 2| + 3$.

110. Find the domain of $R(x) = \frac{6x^2 - 11x - 2}{2x^2 - x - 6}$. Find any horizontal, vertical, or oblique asymptotes.

111. Find an equation of a circle with center $(-3, 5)$ and radius 7.
112. Find an equation of the line that contains the point $(-4, 1)$ and is perpendicular to the line $3x - 6y = 5$. Write the equation in slope-intercept form.
113. Is the function $f(x) = \frac{3x}{5x^3 + 7x}$ even, odd, or neither?
114. Solve for D : $2x + 2yD = xD + y$
115. Find the average rate of change of $f(x) = -3x^2 + 2x + 1$ from 2 to 4.
116. Find the difference quotient of f : $f(x) = \sqrt{2x + 3}$

'Are You Prepared?' Answers

1. x 2. Increasing on $[0, \infty)$; decreasing on $(-\infty, 0]$ 3. $\{x \mid x \neq -6, x \neq 3\}$ 4. $\frac{x}{1-x}, x \neq 0, x \neq -1$

5.3 Exponential Functions

PREPARING FOR THIS SECTION Before getting started, review the following:

- Exponents (Section A.1, pp. A7–A9 and Section A.10, pp. A87–A88)
- Graphing Techniques: Transformations (Section 2.5, pp. 98–107)
- Solving Equations (Section A.6, pp. A44–A51)
- Average Rate of Change (Section 2.3, pp. 79–81)
- Quadratic Functions (Section 3.3, pp. 143–152)
- Linear Functions (Section 3.1, pp. 125–128)
- Horizontal Asymptotes (Section 4.3, pp. 203–205)

 **Now Work** the 'Are You Prepared?' problems on page 290.


- OBJECTIVES**
- 1 Evaluate Exponential Functions (p. 279)
 - 2 Graph Exponential Functions (p. 283)
 - 3 Define the Number e (p. 286)
 - 4 Solve Exponential Equations (p. 288)

1 Evaluate Exponential Functions

Appendix A, Section A.10 gives a definition for raising a real number a to a rational power. That discussion provides meaning to expressions of the form

$$a^r$$

where the base a is a positive real number and the exponent r is a rational number.

 But what is the meaning of a^x , where the base a is a positive real number and the exponent x is an irrational number? Although a rigorous definition requires methods discussed in calculus, the basis for the definition is easy to follow: Select a rational number r that is formed by truncating (removing) all but a finite number of digits from the irrational number x . Then it is reasonable to expect that

$$a^x \approx a^r$$

For example, take the irrational number $\pi = 3.14159 \dots$. Then an approximation to a^π is

$$a^\pi \approx a^{3.14}$$

where the digits of π after the hundredths position are truncated. A better approximation is

$$a^\pi \approx a^{3.14159}$$

where the digits after the hundred-thousandths position are truncated. Continuing in this way, we can obtain approximations to a^π to any desired degree of accuracy.

Most calculators have an x^y key or a caret key \wedge for working with exponents. To evaluate expressions of the form a^x , enter the base a , then press the x^y key (or the \wedge key), enter the exponent x , and press $=$ (or **ENTER**).

EXAMPLE 1**Using a Calculator to Evaluate Powers of 2**

Use a calculator to evaluate:

(a) $2^{1.4}$ (b) $2^{1.41}$ (c) $2^{1.414}$ (d) $2^{1.4142}$ (e) $2^{\sqrt{2}}$

Solution

(a) $2^{1.4} \approx 2.639015822$

(b) $2^{1.41} \approx 2.657371628$

(c) $2^{1.414} \approx 2.66474965$

(d) $2^{1.4142} \approx 2.665119089$

(e) $2^{\sqrt{2}} \approx 2.665144143$

 **Now Work** PROBLEM 17

It can be shown that the laws for rational exponents hold for real exponents.

THEOREM Laws of Exponents

If s, t, a , and b are real numbers with $a > 0$ and $b > 0$, then

$$\begin{aligned} & \bullet a^s \cdot a^t = a^{s+t} & \bullet (a^s)^t = a^{st} & \bullet (ab)^s = a^s \cdot b^s \\ & \bullet 1^s = 1 & \bullet a^{-s} = \frac{1}{a^s} = \left(\frac{1}{a}\right)^s & \bullet a^0 = 1 \end{aligned} \quad (1)$$

Introduction to Exponential Growth

Suppose a function f has the following two properties:

- The value of f doubles with every 1-unit increase in the independent variable x .
- The value of f at $x = 0$ is 5, so $f(0) = 5$.

Table 1 shows values of the function f for $x = 0, 1, 2, 3$, and 4.

Let's find an equation $y = f(x)$ that describes this function f . The key fact is that the value of f doubles for every 1-unit increase in x .

$$f(0) = 5$$

$$f(1) = 2f(0) = 2 \cdot 5 = 5 \cdot 2^1$$

Double the value of f at 0 to get the value at 1.

$$f(2) = 2f(1) = 2(5 \cdot 2) = 5 \cdot 2^2$$

Double the value of f at 1 to get the value at 2.

$$f(3) = 2f(2) = 2(5 \cdot 2^2) = 5 \cdot 2^3$$

$$f(4) = 2f(3) = 2(5 \cdot 2^3) = 5 \cdot 2^4$$

The pattern leads to

$$f(x) = 2f(x-1) = 2(5 \cdot 2^{x-1}) = 5 \cdot 2^x$$

Table 1

x	$f(x)$
0	5
1	10
2	20
3	40
4	80

DEFINITION Exponential Function

An **exponential function** is a function of the form

$$f(x) = Ca^x$$

where a is a positive real number ($a > 0$), $a \neq 1$, and $C \neq 0$ is a real number. The domain of f is the set of all real numbers. The base a is the **growth factor**, and, because $f(0) = Ca^0 = C$, C is called the **initial value**.

In the definition of an exponential function, the base $a = 1$ is excluded because this function is simply the constant function $f(x) = C \cdot 1^x = C$. Bases that are negative are also excluded; otherwise, many values of x would have to be excluded from the domain, such as $x = \frac{1}{2}$ and $x = \frac{3}{4}$. [Recall that $(-2)^{1/2} = \sqrt{-2}$, $(-3)^{3/4} = \sqrt[4]{(-3)^3} = \sqrt[4]{-27}$, and so on, are not defined in the set of real numbers.]

WARNING It is important to distinguish a power function, $g(x) = ax^n$, $n \geq 2$ an integer, from an exponential function, $f(x) = C \cdot a^x$, $a \neq 1$, $a > 0$. In a power function, the base is a variable and the exponent is a constant. In an exponential function, the base is a constant and the exponent is a variable. ■

Transformations (vertical shifts, horizontal shifts, reflections, and so on) of a function of the form $f(x) = Ca^x$ are also exponential functions. Examples of such exponential functions are

$$f(x) = 2^x \quad F(x) = \left(\frac{1}{3}\right)^x + 5 \quad G(x) = 2 \cdot 3^{x-3}$$

For each function, note that the base of the exponential expression is a constant and the exponent contains a variable.

In the function $f(x) = 5 \cdot 2^x$, notice that the ratio of consecutive outputs is constant for 1-unit increases in the input. This ratio equals the constant 2, the base of the exponential function. In other words,

$$\frac{f(1)}{f(0)} = \frac{5 \cdot 2^1}{5} = 2 \quad \frac{f(2)}{f(1)} = \frac{5 \cdot 2^2}{5 \cdot 2^1} = 2 \quad \frac{f(3)}{f(2)} = \frac{5 \cdot 2^3}{5 \cdot 2^2} = 2 \quad \text{and so on}$$

This leads to the following result.

THEOREM

For an exponential function $f(x) = Ca^x$, $a > 0$, $a \neq 1$, and $C \neq 0$, if x is any real number, then

$$\frac{f(x+1)}{f(x)} = a \quad \text{or} \quad f(x+1) = af(x)$$

In Words

For 1-unit changes in the input x of an exponential function $f(x) = C \cdot a^x$, the ratio of consecutive outputs is the constant a .

Proof

$$\frac{f(x+1)}{f(x)} = \frac{Ca^{x+1}}{Ca^x} = a^{x+1-x} = a^1 = a$$

EXAMPLE 2

Identifying Linear or Exponential Functions

Determine whether the given function is linear, exponential, or neither. For those that are linear, find a linear function that models the data. For those that are exponential, find an exponential function that models the data.

(a)

x	y
-1	5
0	2
1	-1
2	-4
3	-7

(b)

x	y
-1	32
0	16
1	8
2	4
3	2

(c)

x	y
-1	2
0	4
1	7
2	11
3	16

Solution

For each function, compute the average rate of change of y with respect to x and the ratio of consecutive outputs. If the average rate of change is constant, then the function is linear. If the ratio of consecutive outputs is constant, then the function is exponential.

(continued)

Table 2 (a)

x	y	Average Rate of Change	Ratio of Consecutive Outputs
-1	5	$\frac{\Delta y}{\Delta x} = \frac{2 - 5}{0 - (-1)} = -3$	$\frac{2}{5}$
0	2		$\frac{-1 - 2}{1 - 0} = -3$
1	-1	$\frac{-4 - (-1)}{2 - 1} = -3$	$\frac{-4}{-1} = 4$
2	-4		$\frac{-7 - (-4)}{3 - 2} = -3$
3	-7		$\frac{-7}{-4} = \frac{7}{4}$

(b)

x	y	Average Rate of Change	Ratio of Consecutive Outputs
-1	32	$\frac{\Delta y}{\Delta x} = \frac{16 - 32}{0 - (-1)} = -16$	$\frac{16}{32} = \frac{1}{2}$
0	16		-8
1	8	-4	$\frac{8}{16} = \frac{1}{2}$
2	4		-2
3	2		$\frac{2}{4} = \frac{1}{2}$

(c)

x	y	Average Rate of Change	Ratio of Consecutive Outputs
-1	2	$\frac{\Delta y}{\Delta x} = \frac{4 - 2}{0 - (-1)} = 2$	2
0	4		3
1	7	4	$\frac{11}{7}$
2	11		5
3	16		$\frac{16}{11}$

- (a) See Table 2(a). The average rate of change for every 1-unit increase in x is -3 . Therefore, the function is a linear function. In a linear function the average rate of change is the slope m , so $m = -3$. The y -intercept b is the value of the function at $x = 0$, so $b = 2$. The linear function that models the data is $f(x) = mx + b = -3x + 2$.
- (b) See Table 2(b). For this function, the average rate of change is not constant. So the function is not a linear function. The ratio of consecutive outputs for a 1-unit increase in the inputs is a constant, $\frac{1}{2}$. Because the ratio of consecutive outputs is constant, the function is an exponential function with growth factor $a = \frac{1}{2}$. The initial value C of the exponential function is $C = 16$, the value of the function at 0. Therefore, the exponential function that models the data is $g(x) = Ca^x = 16 \cdot \left(\frac{1}{2}\right)^x$.

- (c) See Table 2(c). For this function, neither the average rate of change nor the ratio of two consecutive outputs is constant. Because the average rate of change is not constant, the function is not a linear function. Because the ratio of consecutive outputs is not a constant, the function is not an exponential function. J

 **Now Work** PROBLEM 29

2 Graph Exponential Functions

If we know how to graph an exponential function of the form $f(x) = a^x$, then we can use transformations (shifting, stretching, and so on) to obtain the graph of any exponential function.

First, let's graph the exponential function $f(x) = 2^x$.

EXAMPLE 3

Graphing an Exponential Function

Graph the exponential function: $f(x) = 2^x$

Solution

The domain of $f(x) = 2^x$ is the set of all real numbers. Begin by locating some points on the graph of $f(x) = 2^x$, as listed in Table 3.

Because $2^x > 0$ for all x , the graph has no x -intercepts and lies above the x -axis for all x . The y -intercept is 1.

Table 3 suggests that as $x \rightarrow -\infty$, the value of f approaches 0. Therefore, the x -axis ($y = 0$) is a horizontal asymptote of the graph of f as $x \rightarrow -\infty$. This provides the end behavior for x large and negative.

To determine the end behavior for x large and positive, look again at Table 3. As $x \rightarrow \infty$, $f(x) = 2^x$ grows very quickly, causing the graph of $f(x) = 2^x$ to rise very rapidly.

Using all this information, plot some of the points from Table 3 and connect them with a smooth, continuous curve, as shown in Figure 18. From the graph, we conclude that the range of f is $(0, \infty)$. We also conclude that f is an increasing function, and so f is one-to-one.

Table 3

x	$f(x) = 2^x$
-10	$2^{-10} \approx 0.00098$
-3	$2^{-3} = \frac{1}{8}$
-2	$2^{-2} = \frac{1}{4}$
-1	$2^{-1} = \frac{1}{2}$
0	$2^0 = 1$
1	$2^1 = 2$
2	$2^2 = 4$
3	$2^3 = 8$
10	$2^{10} = 1024$

NOTE Recall $a^{-n} = \frac{1}{a^n}$. ■

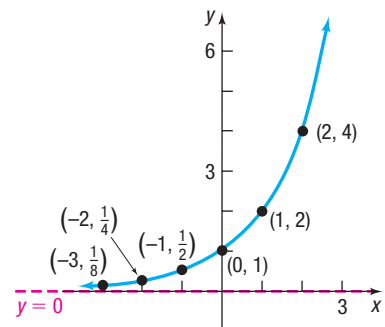
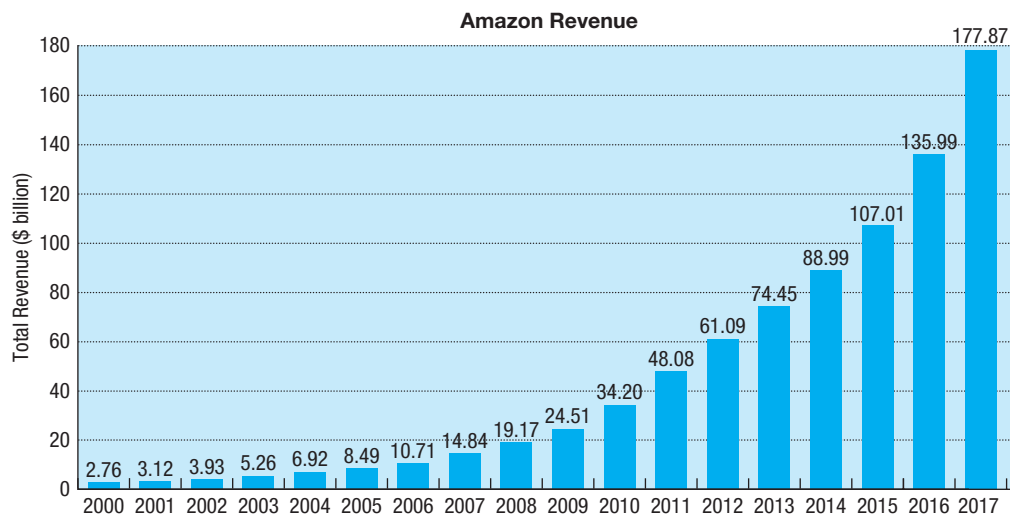


Figure 18 $f(x) = 2^x$ J

Graphs that look like the one in Figure 18 occur very frequently in a variety of situations. For example, the graph in Figure 19 on the next page shows the annual revenue of Amazon, Inc. from 2000 to 2017. One might conclude from this graph that Amazon's annual revenue is growing *exponentially*.

Later in this chapter, we discuss other situations that exhibit exponential growth. For now, we continue to explore properties of exponential functions.



Source: Amazon, Inc.

Figure 19

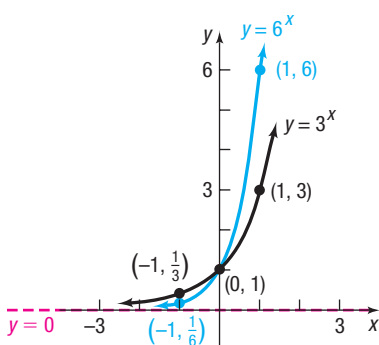


Figure 20

The graph of $f(x) = 2^x$ in Figure 18 is typical of all exponential functions of the form $f(x) = a^x$ with $a > 1$. Such functions are increasing functions and so are one-to-one. Their graphs lie above the x -axis, contain the point $(0, 1)$, and rise rapidly as $x \rightarrow \infty$. As $x \rightarrow -\infty$, the x -axis ($y = 0$) is a horizontal asymptote. There are no vertical asymptotes. Finally, the graphs are smooth and continuous with no corners or gaps.

Figure 20 illustrates the graphs of two other exponential functions whose bases are larger than 1. Notice that the larger the base, the steeper the graph is when $x > 0$, and when $x < 0$, the larger the base, the closer the graph is to the x -axis.

Seeing the Concept



Graph $Y_1 = 2^x$ and compare what you see to Figure 18. Clear the screen, graph $Y_1 = 3^x$ and $Y_2 = 6^x$, and compare what you see to Figure 20. Clear the screen and graph $Y_1 = 10^x$ and $Y_2 = 100^x$.

Properties of the Exponential Function $f(x) = a^x$, $a > 1$

- The domain is the set of all real numbers, or $(-\infty, \infty)$ using interval notation; the range is the set of positive real numbers, or $(0, \infty)$ using interval notation.
- There are no x -intercepts; the y -intercept is 1.
- The x -axis ($y = 0$) is a horizontal asymptote of the graph of f as $x \rightarrow -\infty$.
- $f(x) = a^x$, $a > 1$, is an increasing function and is one-to-one.
- The graph of f contains the points $(-1, \frac{1}{a})$, $(0, 1)$ and $(1, a)$.
- The graph of f is smooth and continuous, with no corners or gaps. See Figure 21.

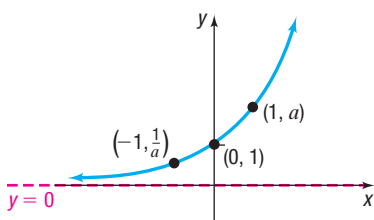


Figure 21 $f(x) = a^x$, $a > 1$

Now consider $f(x) = a^x$ when $0 < a < 1$.

EXAMPLE 4

Graphing an Exponential Function

Graph the exponential function: $f(x) = \left(\frac{1}{2}\right)^x$

Solution

Table 4

x	$f(x) = \left(\frac{1}{2}\right)^x$
-10	$\left(\frac{1}{2}\right)^{-10} = 2^{10} = 1024$
-3	$\left(\frac{1}{2}\right)^{-3} = 2^3 = 8$
-2	$\left(\frac{1}{2}\right)^{-2} = 2^2 = 4$
-1	$\left(\frac{1}{2}\right)^{-1} = 2^1 = 2$
0	$\left(\frac{1}{2}\right)^0 = 1$
1	$\left(\frac{1}{2}\right)^1 = \frac{1}{2}$
2	$\left(\frac{1}{2}\right)^2 = \frac{1}{4}$
3	$\left(\frac{1}{2}\right)^3 = \frac{1}{8}$
10	$\left(\frac{1}{2}\right)^{10} \approx 0.00098$

Need to Review?

Reflections about the y -axis are discussed in Section 2.5, p. 105.

Seeing the Concept

Using a graphing utility, simultaneously graph:

(a) $Y_1 = 3^x$, $Y_2 = \left(\frac{1}{3}\right)^x$

(b) $Y_1 = 6^x$, $Y_2 = \left(\frac{1}{6}\right)^x$

Conclude that the graph of $Y_2 = \left(\frac{1}{a}\right)^x$, for $a > 0$, is the reflection about the y -axis of the graph of $Y_1 = a^x$.

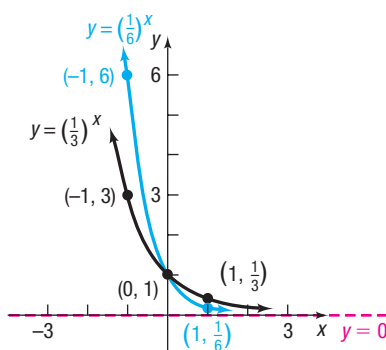
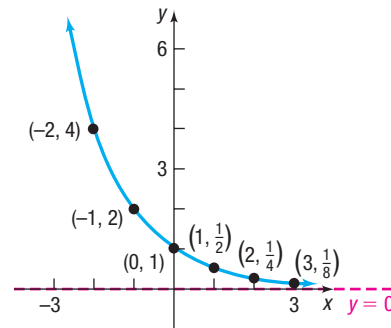


Figure 24

The domain of $f(x) = \left(\frac{1}{2}\right)^x$ is all real numbers. As before, locate some points on the graph as shown in Table 4. Because $\left(\frac{1}{2}\right)^x > 0$ for all x , the range of f is the interval $(0, \infty)$. The graph lies above the x -axis and has no x -intercepts. The y -intercept is 1. As $x \rightarrow -\infty$, $f(x) = \left(\frac{1}{2}\right)^x$ grows very quickly. As $x \rightarrow \infty$, the values of $f(x)$ approach 0. The x -axis ($y = 0$) is a horizontal asymptote of the graph of f as $x \rightarrow \infty$. The function f is a decreasing function and so is one-to-one. Figure 22 shows the graph of f .

Figure 22 $f(x) = \left(\frac{1}{2}\right)^x$

The graph of $y = \left(\frac{1}{2}\right)^x$ also can be obtained from the graph of $y = 2^x$ using transformations. The graph of $y = \left(\frac{1}{2}\right)^x = 2^{-x}$ is a reflection about the y -axis of the graph of $y = 2^x$ (replace x by $-x$). See Figures 23(a) and (b).

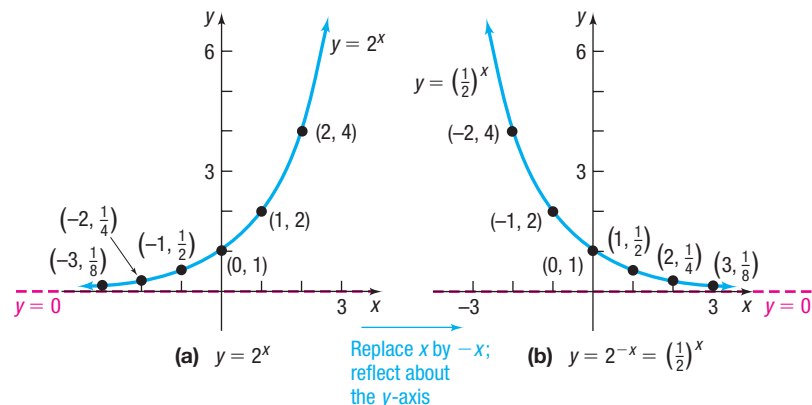
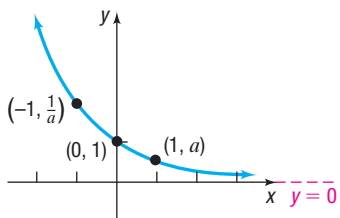


Figure 23

The graph of $f(x) = \left(\frac{1}{2}\right)^x$ in Figure 22 is typical of all exponential functions of the form $f(x) = a^x$ with $0 < a < 1$. Such functions are decreasing and one-to-one. Their graphs lie above the x -axis and contain the point $(0, 1)$. The graphs rise rapidly as $x \rightarrow -\infty$. As $x \rightarrow \infty$, the x -axis ($y = 0$) is a horizontal asymptote. There are no vertical asymptotes. Finally, the graphs are smooth and continuous, with no corners or gaps.

Figure 24 illustrates the graphs of two other exponential functions whose bases are between 0 and 1. Notice that the smaller base results in a graph that is steeper when $x < 0$. When $x > 0$, the graph of the equation with the smaller base is closer to the x -axis.

Figure 25 $f(x) = a^x, 0 < a < 1$

Properties of the Exponential Function $f(x) = a^x, 0 < a < 1$

- The domain is the set of all real numbers, or $(-\infty, \infty)$ using interval notation; the range is the set of positive real numbers, or $(0, \infty)$ using interval notation.
- There are no x -intercepts; the y -intercept is 1.
- The x -axis ($y = 0$) is a horizontal asymptote of the graph of f as $x \rightarrow \infty$.
- $f(x) = a^x, 0 < a < 1$, is a decreasing function and is one-to-one.
- The graph of f contains the points $(-1, \frac{1}{a})$, $(0, 1)$, and $(1, a)$.
- The graph of f is smooth and continuous, with no corners or gaps. See Figure 25.

EXAMPLE 5

Graphing an Exponential Function Using Transformations

Graph $f(x) = 2^{-x} - 3$ and determine the domain, range, horizontal asymptote, and y -intercept of f .

Solution Begin with the graph of $y = 2^x$. Figure 26 shows the steps.

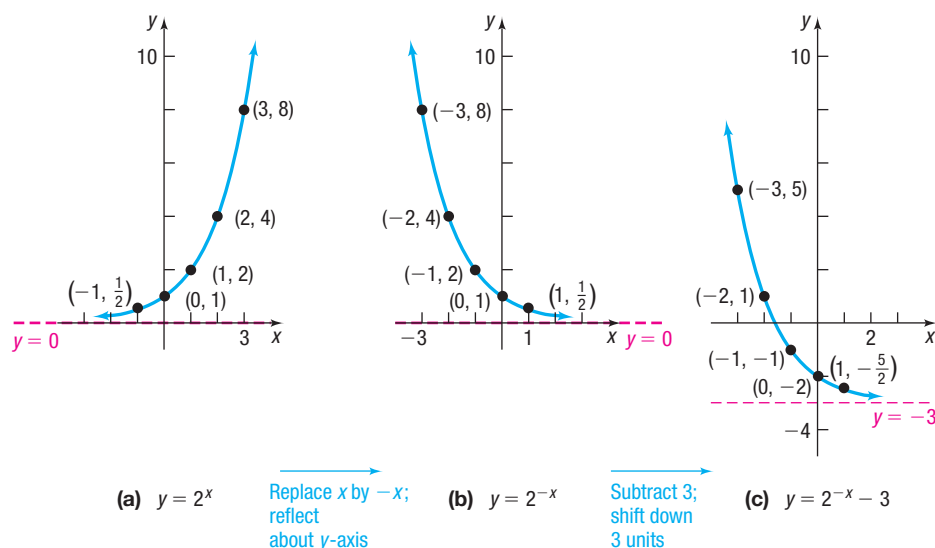


Figure 26

As Figure 26(c) illustrates, the domain of $f(x) = 2^{-x} - 3$ is the interval $(-\infty, \infty)$ and the range is the interval $(-3, \infty)$. The horizontal asymptote of the graph of f is the line $y = -3$. The y -intercept is $f(0) = 2^0 - 3 = 1 - 3 = -2$.

Now Work PROBLEM 45

3 Define the Number e



Many problems that occur in nature require the use of an exponential function whose base is a certain irrational number, symbolized by the letter e .

One way of arriving at this important number e is given next.

Historical Feature

The number e is called *Euler's number* in honor of the Swiss mathematician Leonard Euler (1707–1783).



DEFINITION Number e

The **number e** is defined as the number that the expression

$$\left(1 + \frac{1}{n}\right)^n \quad (2)$$

approaches as $n \rightarrow \infty$. In calculus, this is expressed, using limit notation, as

$$e = \lim_{n \rightarrow \infty} \left(1 + \frac{1}{n}\right)^n$$

Table 5 illustrates what happens to the defining expression (2) as n takes on increasingly large values. The last number in the right column in the table approximates e correct to nine decimal places. That is, $e = 2.718281828 \dots$. Remember, the three dots indicate that the decimal places continue. Because these decimal places continue but do not repeat, e is an irrational number. The number e is often expressed as a decimal rounded to a specific number of places. For example, $e \approx 2.71828$ is rounded to five decimal places.

Table 6

x	e^x
-2	$e^{-2} \approx 0.14$
-1	$e^{-1} \approx 0.37$
0	$e^0 = 1$
1	$e^1 \approx 2.72$
2	$e^2 \approx 7.39$

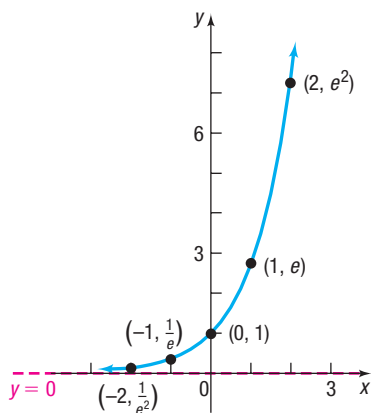


Figure 27 $y = e^x$

Table 5

n	$\frac{1}{n}$	$1 + \frac{1}{n}$	$\left(1 + \frac{1}{n}\right)^n$
1	1	2	2
2	0.5	1.5	2.25
5	0.2	1.2	2.48832
10	0.1	1.1	2.59374246
100	0.01	1.01	2.704813829
1,000	0.001	1.001	2.716923932
10,000	0.0001	1.0001	2.718145927
100,000	0.00001	1.00001	2.718268237
1,000,000	0.000001	1.000001	2.718280469
10,000,000,000	10^{-10}	$1 + 10^{-10}$	2.718281828

The exponential function $f(x) = e^x$, whose base is the number e , occurs with such frequency in applications that it is usually referred to as *the* exponential function. Most calculators have the key $[e^x]$ or $[\exp(x)]$, which may be used to approximate the exponential function for a given value of x .*

Use your calculator to approximate e^x for $x = -2$, $x = -1$, $x = 0$, $x = 1$, and $x = 2$. See Table 6. The graph of the exponential function $f(x) = e^x$ is given in Figure 27. Since $2 < e < 3$, the graph of $y = e^x$ lies between the graphs of $y = 2^x$ and $y = 3^x$. Do you see why? (Refer to Figures 18 and 20.)

Seeing the Concept



Graph $Y_1 = e^x$ and compare what you see to Figure 27. Use eVALUEate or TABLE to verify the points on the graph shown in Figure 27. Now graph $Y_2 = 2^x$ and $Y_3 = 3^x$ on the same screen as $Y_1 = e^x$. Notice that the graph of $Y_1 = e^x$ lies between these two graphs.

EXAMPLE 6

Graphing an Exponential Function Using Transformations

Graph $f(x) = -e^{x-3}$ and determine the domain, range, horizontal asymptote, and y -intercept of f .

*If your calculator does not have one of these keys, refer to your owner's manual.

Solution Begin with the graph of $y = e^x$. Figure 28 shows the steps.

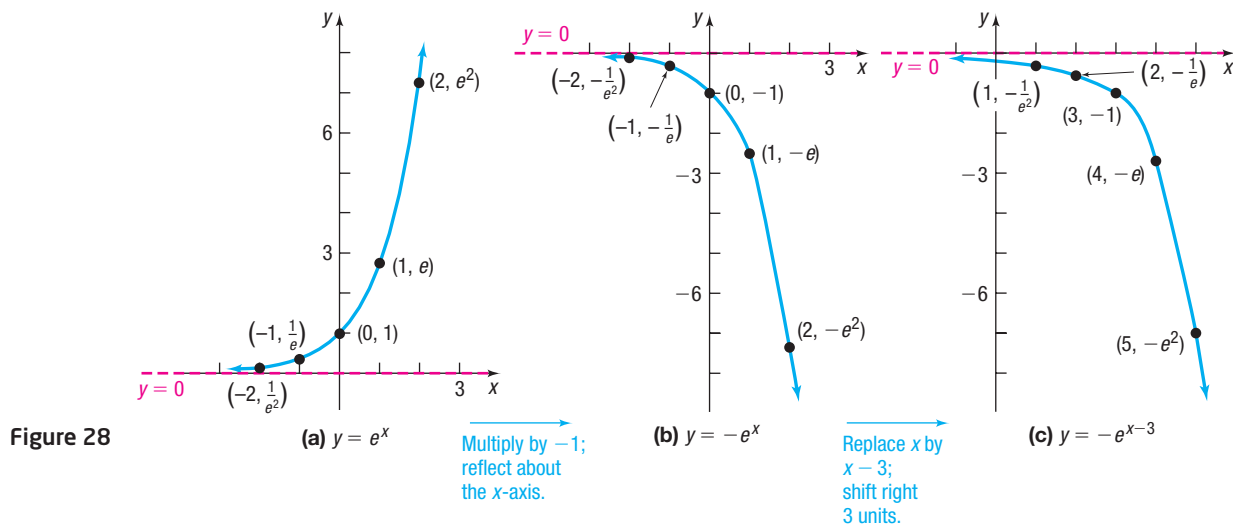


Figure 28

(a) $y = e^x$ Multiply by -1 ;
reflect about
the x -axis.(b) $y = -e^x$ Replace x by
 $x - 3$;
shift right
3 units.(c) $y = -e^{x-3}$

As Figure 28(c) illustrates, the domain of $f(x) = -e^{x-3}$ is the interval $(-\infty, \infty)$, and the range is the interval $(-\infty, 0)$. The horizontal asymptote is the line $y = 0$. The y -intercept is $f(0) = -e^{0-3} = -e^{-3} \approx -0.05$.

Now Work PROBLEM 57

4 Solve Exponential Equations

Equations that involve terms of the form a^x , where $a > 0$ and $a \neq 1$, are referred to as **exponential equations**. Such equations can sometimes be solved by using the Laws of Exponents and property (3):

$$\text{If } a^u = a^v, \text{ then } u = v. \quad (3)$$

Property (3) is a consequence of the fact that exponential functions are one-to-one. To use property (3), each side of the equality must be written with the same base.

In Words

When two exponential expressions with the same base are equal, then their exponents are equal.

EXAMPLE 7

Solving Exponential Equations

Solve each exponential equation.

(a) $3^{x+1} = 81$ (b) $4^{2x-1} = 8^{x+3}$

Solution

(a) Since $81 = 3^4$, write the equation as

$$3^{x+1} = 3^4$$

Now the expressions on both sides of the equation have the same base, 3. Set the exponents equal to each other to obtain

$$\begin{aligned} x + 1 &= 4 \\ x &= 3 \end{aligned}$$

The solution set is $\{3\}$.

(b) $4^{2x-1} = 8^{x+3}$

$$\begin{aligned} (2^2)^{(2x-1)} &= (2^3)^{(x+3)} & 4 &= 2^2; 8 = 2^3 \\ 2^{2(2x-1)} &= 2^{3(x+3)} & (a^r)^s &= a^{rs} \end{aligned}$$

$$2(2x - 1) = 3(x + 3) \quad \text{If } a^u = a^v, \text{ then } u = v, \text{ (property (3)).}$$

$$\begin{aligned} 4x - 2 &= 3x + 9 \\ x &= 11 \end{aligned}$$

The solution set is $\{11\}$.

Now Work PROBLEMS 67 AND 77

EXAMPLE 8

Solving an Exponential Equation

$$\text{Solve: } e^{-x^2} = (e^x)^2 \cdot \frac{1}{e^3}$$

Solution Use the Laws of Exponents first to get a single expression with the base e on the right side.

$$(e^x)^2 \cdot \frac{1}{e^3} = e^{2x} \cdot e^{-3} = e^{2x-3}$$

Then,

$$e^{-x^2} = e^{2x-3}$$

$$-x^2 = 2x - 3 \quad \text{Use property (3).}$$

$$x^2 + 2x - 3 = 0 \quad \text{Place the quadratic equation in standard form.}$$

$$(x + 3)(x - 1) = 0 \quad \text{Factor.}$$

$$x = -3 \quad \text{or} \quad x = 1 \quad \text{Use the Zero-Product Property.}$$

The solution set is $\{-3, 1\}$.


 **Now Work** PROBLEM 83

EXAMPLE 9

Exponential Probability

Between 9:00 PM and 10:00 PM, cars arrive at Burger King's drive-thru at the rate of 12 cars per hour (0.2 car per minute). The following formula from probability theory can be used to determine the probability that a car will arrive within t minutes of 9:00 PM.

$$F(t) = 1 - e^{-0.2t}$$

- Determine the probability that a car will arrive within 5 minutes of 9 PM (that is, before 9:05 PM).
- Determine the probability that a car will arrive within 30 minutes of 9 PM (before 9:30 PM).
-  Graph F .
- What does F approach as t increases without bound in the positive direction?

Solution

- The probability that a car will arrive within 5 minutes is found by evaluating $F(t)$ at $t = 5$.

$$F(5) = 1 - e^{-0.2(5)} \approx 0.63212$$

↑
Use a calculator.


There is a 63% probability that a car will arrive within 5 minutes.

- The probability that a car will arrive within 30 minutes is found by evaluating $F(t)$ at $t = 30$.

$$F(30) = 1 - e^{-0.2(30)} \approx 0.9975$$

↑
Use a calculator.

There is a 99.75% probability that a car will arrive within 30 minutes.

-  See Figure 29 for the graph of F .
- As time passes, the probability that a car will arrive increases. The value that F approaches can be found by letting $t \rightarrow \infty$. Since $e^{-0.2t} = \frac{1}{e^{0.2t}}$, it follows that $e^{-0.2t} \rightarrow 0$ as $t \rightarrow \infty$. Therefore, $F(t) = 1 - e^{-0.2t} \rightarrow 1$ as $t \rightarrow \infty$. The algebraic analysis is supported by Figure 29.

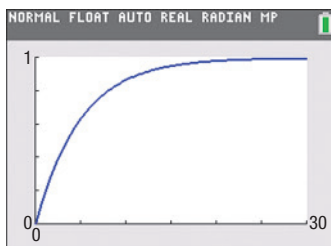


Figure 29 $F(t) = 1 - e^{-0.2t}$

 **Now Work** PROBLEM 115

SUMMARY

Properties of the Exponential Function

- $f(x) = a^x$, $a > 1$
- Domain: the interval $(-\infty, \infty)$; range: the interval $(0, \infty)$
 - x -intercepts: none; y -intercept: 1
 - Horizontal asymptote: x -axis ($y = 0$) as $x \rightarrow -\infty$
 - Increasing; one-to-one; smooth; continuous
 - See Figure 21 for a typical graph.
- $f(x) = a^x$, $0 < a < 1$
- Domain: the interval $(-\infty, \infty)$; range: the interval $(0, \infty)$
 - x -intercepts: none; y -intercept: 1
 - Horizontal asymptote: x -axis ($y = 0$) as $x \rightarrow \infty$
 - Decreasing; one-to-one; smooth; continuous
 - See Figure 25 for a typical graph.
- If $a^u = a^v$, then $u = v$.

5.3 Assess Your Understanding

'Are You Prepared?' Answers are given at the end of these exercises. If you get a wrong answer, read the pages listed in red.

- $4^3 = \underline{\hspace{2cm}}$; $8^{2/3} = \underline{\hspace{2cm}}$; $3^{-2} = \underline{\hspace{2cm}}$. (pp. A7–A9 and pp. A87–A88)
- Solve: $x^2 + 3x = 4$ (pp. A47–A51)
- True or False** To graph $y = (x - 2)^3$, shift the graph of $y = x^3$ to the left 2 units. (pp. 98–107)
- Find the average rate of change of $f(x) = 3x - 5$ from $x = 0$ to $x = 4$. (pp. 79–81)
- True or False** The graph of the function $f(x) = \frac{2x}{x - 3}$ has $y = 2$ as a horizontal asymptote. (pp. 203–205)
- If $f(x) = -3x + 10$, then the graph of f is a $\underline{\hspace{2cm}}$ with slope $\underline{\hspace{2cm}}$ and y -intercept $\underline{\hspace{2cm}}$. (pp. 125–128)
- Where is the function $f(x) = x^2 - 4x + 3$ increasing? Where is it decreasing? (pp. 146–149)

Concepts and Vocabulary


- A(n) $\underline{\hspace{2cm}}$ is a function of the form $f(x) = Ca^x$, where $a > 0$, $a \neq 1$, and $C \neq 0$ are real numbers. The base a is the $\underline{\hspace{2cm}}$ and C is the $\underline{\hspace{2cm}}$.
- For an exponential function $f(x) = Ca^x$, $\frac{f(x+1)}{f(x)} = \underline{\hspace{2cm}}$.
- True or False** The domain of the function $f(x) = a^x$, where $a > 0$ and $a \neq 1$, is the set of all real numbers.
- True or False** The function $f(x) = e^x$ is increasing and is one-to-one.
- The graph of every exponential function $f(x) = a^x$, where $a > 0$ and $a \neq 1$, contains the three points: $\underline{\hspace{2cm}}$, $\underline{\hspace{2cm}}$, and $\underline{\hspace{2cm}}$.
- If $3^x = 3^4$, then $x = \underline{\hspace{2cm}}$
- True or False** The graphs of $y = 3^x$ and $y = \left(\frac{1}{3}\right)^x$ are identical.
- Multiple Choice** Which exponential function is increasing?
 - $f(x) = 0.5^x$
 - $f(x) = \left(\frac{5}{2}\right)^x$
 - $f(x) = \left(\frac{2}{3}\right)^x$
 - $f(x) = 0.9^x$
- Multiple Choice** The range of the function $f(x) = a^x$, where $a > 0$ and $a \neq 1$, is the interval
 - $(-\infty, \infty)$
 - $(-\infty, 0)$
 - $(0, \infty)$
 - $[0, \infty)$

Skill Building

In Problems 17–28, approximate each number using a calculator. Express your answer rounded to three decimal places.

- | | | | | | | | |
|---------------------|---|---|--|---------------------|-------------------|-----------------------|---------------------------|
| 17. (a) $2^{3.14}$ | (b) $2^{3.141}$ | (c) $2^{3.1415}$ | (d) 2^π | 18. (a) $2^{2.7}$ | (b) $2^{2.71}$ | (c) $2^{2.718}$ | (d) 2^e |
| 19. (a) $3.1^{2.7}$ | (b) $3.14^{2.71}$ | (c) $3.141^{2.718}$ | (d) π^e | 20. (a) $2.7^{3.1}$ | (b) $2.71^{3.14}$ | (c) $2.718^{3.141}$ | (d) e^π |
| 21. $(1 + 0.04)^6$ | 22. $\left(1 + \frac{0.09}{12}\right)^{24}$ | 23. $8.4\left(\frac{1}{3}\right)^{2.9}$ | 24. $158\left(\frac{5}{6}\right)^{8.63}$ | 25. $e^{1.2}$ | 26. $e^{-1.3}$ | 27. $125e^{0.026(7)}$ | 28. $83.6e^{-0.157(9.5)}$ |

In Problems 29–36, determine whether the given function is linear, exponential, or neither. For those that are linear functions, find a linear function that models the data; for those that are exponential, find an exponential function that models the data.

29. 

x	$f(x)$
-1	3
0	6
1	12
2	18
3	30

30.

x	$g(x)$
-1	2
0	5
1	8
2	11
3	14

31.

x	$H(x)$
-1	$\frac{1}{4}$
0	1
1	4
2	16
3	64

32.

x	$F(x)$
-1	$\frac{2}{3}$
0	1
1	$\frac{3}{2}$
2	$\frac{9}{4}$
3	$\frac{27}{8}$

33.

x	$f(x)$
-1	$\frac{3}{2}$
0	3
1	6
2	12
3	24

34.

x	$g(x)$
-1	6
0	1
1	0
2	3
3	10

35.

x	$H(x)$
-1	2
0	4
1	6
2	8
3	10

36.

x	$F(x)$
-1	$\frac{1}{2}$
0	$\frac{1}{4}$
1	$\frac{1}{8}$
2	$\frac{1}{16}$
3	$\frac{1}{32}$

In Problems 37–44, the graph of an exponential function is given. Match each graph to one of the following functions.

(A) $y = 3^x$

(B) $y = 3^{-x}$

(C) $y = -3^x$

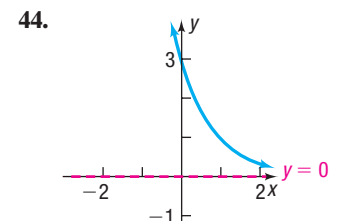
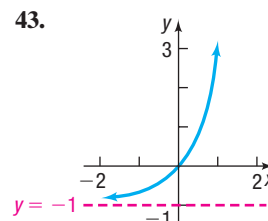
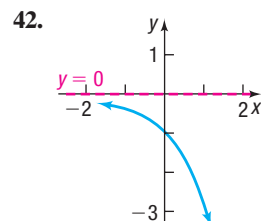
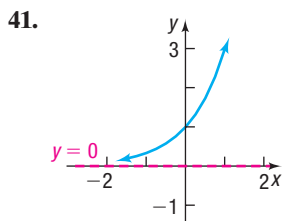
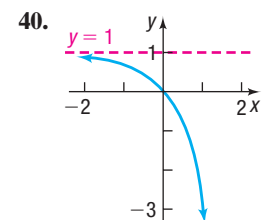
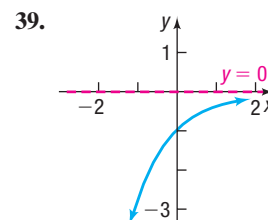
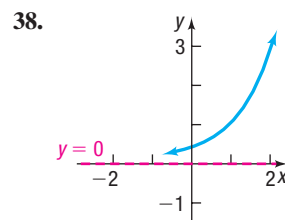
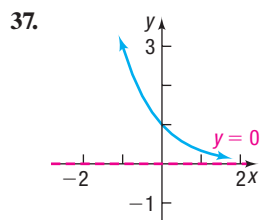
(D) $y = -3^{-x}$

(E) $y = 3^x - 1$

(F) $y = 3^{x-1}$

(G) $y = 3^{1-x}$

(H) $y = 1 - 3^x$



In Problems 45–56, use transformations to graph each function. Determine the domain, range, horizontal asymptote, and y-intercept of each function.

45. $f(x) = 2^x + 1$

46. $f(x) = 3^x - 2$

47. $f(x) = 3^{x-1}$

48. $f(x) = 2^{x+2}$

49. $f(x) = 3 \cdot \left(\frac{1}{2}\right)^x$

50. $f(x) = 4 \cdot \left(\frac{1}{3}\right)^x$

51. $f(x) = 3^{-x} - 2$

52. $f(x) = -3^x + 1$

53. $f(x) = 2 + 4^{x-1}$

54. $f(x) = 1 - 2^{x+3}$

55. $f(x) = 2 + 3^{x/2}$

56. $f(x) = 1 - 2^{-x/3}$

In Problems 57–64, begin with the graph of $y = e^x$ (Figure 27) and use transformations to graph each function. Determine the domain, range, horizontal asymptote, and y-intercept of each function.

57. $f(x) = e^{-x}$

58. $f(x) = -e^x$

59. $f(x) = e^{x+2}$

60. $f(x) = e^x - 1$

61. $f(x) = 5 - e^{-x}$

62. $f(x) = 9 - 3e^{-x}$

63. $f(x) = 2 - e^{-x/2}$

64. $f(x) = 7 - 3e^{2x}$

In Problems 65–84, solve each equation.

65. $6^x = 6^5$

66. $5^x = 5^{-6}$

69. $\left(\frac{1}{5}\right)^x = \frac{1}{25}$

70. $\left(\frac{1}{4}\right)^x = \frac{1}{64}$

73. $3^{x^3} = 9^x$

74. $4^{x^2} = 2^x$

77. $3^{x^2-7} = 27^{2x}$

78. $5^{x^2+8} = 125^{2x}$

81. $e^{2x} = e^{5x+12}$

82. $e^{3x} = e^{2-x}$

85. If $4^x = 7$, what does 4^{-2x} equal?

87. If $3^{-x} = 2$, what does 3^{2x} equal?

89. If $9^x = 25$, what does 3^x equal?

67. $2^{-x} = 16$

68. $3^{-x} = 81$

71. $3^{2x-5} = 9$

72. $5^{x+3} = \frac{1}{5}$

75. $8^{-x+11} = 16^{2x}$

76. $9^{-x+15} = 27^x$

79. $4^x \cdot 2^{x^2} = 16^2$

80. $9^{2x} \cdot 27^{x^2} = 3^{-1}$

83. $e^{x^2} = e^{3x} \cdot \frac{1}{e^2}$

84. $(e^4)^x \cdot e^{x^2} = e^{12}$

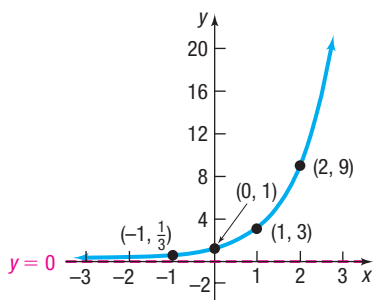
86. If $2^x = 3$, what does 4^{-x} equal?

88. If $5^{-x} = 3$, what does 5^{3x} equal?

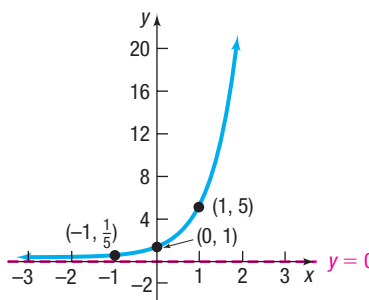
90. If $2^{-3x} = \frac{1}{1000}$, what does 2^x equal?

In Problems 91–94, determine the exponential function whose graph is given.

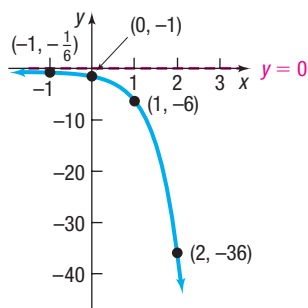
91.



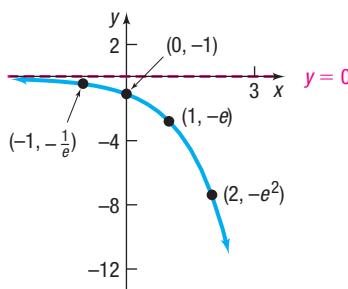
92.



93.



94.



95. Find an exponential function whose graph has the horizontal asymptote $y = 2$ and contains the points $(0, 3)$ and $(1, 5)$.

96. Find an exponential function whose graph has the horizontal asymptote $y = -3$ and contains the points $(0, -2)$ and $(-2, 1)$.

97. Suppose that $f(x) = 2^x$.

(a) What is $f(4)$? What point is on the graph of f ?

(b) If $f(x) = \frac{1}{16}$, what is x ? What point is on the graph of f ?

98. Suppose that $f(x) = 3^x$.

(a) What is $f(4)$? What point is on the graph of f ?

(b) If $f(x) = \frac{1}{9}$, what is x ? What point is on the graph of f ?

99. Suppose that $g(x) = 4^x + 2$.

(a) What is $g(-1)$? What point is on the graph of g ?

(b) If $g(x) = 66$, what is x ? What point is on the graph of g ?

100. Suppose that $g(x) = 5^x - 3$.

(a) What is $g(-1)$? What point is on the graph of g ?

(b) If $g(x) = 122$, what is x ? What point is on the graph of g ?

101. Suppose that $H(x) = \left(\frac{1}{2}\right)^x - 4$.

(a) What is $H(-6)$? What point is on the graph of H ?

(b) If $H(x) = 12$, what is x ? What point is on the graph of H ?

(c) Find the zero of H .

102. Suppose that $F(x) = \left(\frac{1}{3}\right)^x - 3$.

(a) What is $F(-5)$? What point is on the graph of F ?

(b) If $F(x) = 24$, what is x ? What point is on the graph of F ?

(c) Find the zero of F .

Mixed Practice In Problems 103–106, graph each function. Based on the graph, state the domain and the range, and find any intercepts.

103. $f(x) = \begin{cases} e^{-x} & \text{if } x < 0 \\ e^x & \text{if } x \geq 0 \end{cases}$

104. $f(x) = \begin{cases} e^x & \text{if } x < 0 \\ e^{-x} & \text{if } x \geq 0 \end{cases}$

105. $f(x) = \begin{cases} -e^x & \text{if } x < 0 \\ -e^{-x} & \text{if } x \geq 0 \end{cases}$

106. $f(x) = \begin{cases} -e^{-x} & \text{if } x < 0 \\ -e^x & \text{if } x \geq 0 \end{cases}$

Applications and Extensions

- 107. Optics** If a single pane of glass obliterates 3% of the light passing through it, the percent p of light that passes through n successive panes is given approximately by the function

$$p(n) = 100 \cdot 0.97^n$$

- (a) What percent of light will pass through 10 panes?
- (b) What percent of light will pass through 25 panes?
- (c) Explain the meaning of the base 0.97 in this problem.

- 108. Atmospheric Pressure** The atmospheric pressure p on a balloon or airplane decreases with increasing height. This pressure, measured in millimeters of mercury, is related to the height h (in kilometers) above sea level by the function

$$p(h) = 760e^{-0.145h}$$

- (a) Find the atmospheric pressure at a height of 2 km (over a mile).
- (b) What is it at a height of 10 kilometers (over 30,000 feet)?

- 109. Depreciation** The price p , in dollars, of a Honda Civic EX-L sedan that is x years old is modeled by

$$p(x) = 22,265 \cdot 0.90^x$$

- (a) How much should a 3-year-old Civic EX-L sedan cost?
- (b) How much should a 9-year-old Civic EX-L sedan cost?
- (c) Explain the meaning of the base 0.90 in this problem.

- 110. Healing of Wounds** The normal healing of wounds can be modeled by an exponential function. If A_0 represents the original area of the wound and if A equals the area of the wound, then the function

$$A(n) = A_0e^{-0.35n}$$

describes the area of a wound after n days following an injury when no infection is present to retard the healing. Suppose that a wound initially had an area of 100 square millimeters.

- (a) If healing is taking place, how large will the area of the wound be after 3 days?
- (b) How large will it be after 10 days?

- 111. Advanced-Stage Pancreatic Cancer** The percentage of patients P who have survived t years after initial diagnosis of advanced-stage pancreatic cancer is modeled by the function

$$P(t) = 100 \cdot 0.3^t$$

Source: *Cancer Treatment Centers of America*

- (a) According to the model, what percent of patients survive 1 year after initial diagnosis?
- (b) What percent of patients survive 2 years after initial diagnosis?
- (c) Explain the meaning of the base 0.3 in the context of this problem.

- 112. Endangered Species** In a protected environment, the population P of a certain endangered species recovers over time t (in years) according to the model

$$P(t) = 30 \cdot 1.149^t$$

- (a) What is the size of the initial population of the species?
- (b) According to the model, what will be the population of the species in 5 years?

- (c) According to the model, what will be the population of the species in 10 years?
- (d) According to the model, what will be the population of the species in 15 years?
- (e) What is happening to the population every 5 years?

- 113. Drug Medication** The function


$$D(h) = 5e^{-0.4h}$$

can be used to find the number of milligrams D of a certain drug that is in a patient's bloodstream h hours after the drug has been administered. How many milligrams will be present after 1 hour? After 6 hours?

- 114. Spreading of Rumors** A model for the number N of people in a college community who have heard a certain rumor is

$$N = P(1 - e^{-0.15d})$$

where P is the total population of the community and d is the number of days that have elapsed since the rumor began. In a community of 1000 students, how many students will have heard the rumor after 3 days?

-  **115. Exponential Probability** Between 12:00 PM and 1:00 PM, cars arrive at Citibank's drive-thru at the rate of 6 cars per hour (0.1 car per minute). The following formula from probability can be used to determine the probability that a car arrives within t minutes of 12:00 PM.

$$F(t) = 1 - e^{-0.1t}$$

- (a) Determine the probability that a car arrives within 10 minutes of 12:00 PM (that is, before 12:10 PM).
- (b) Determine the probability that a car arrives within 40 minutes of 12:00 PM (before 12:40 PM).
- (c) What does F approach as t becomes unbounded in the positive direction?



- (d) Graph F using a graphing utility.
- (e) Using INTERSECT, determine how many minutes are needed for the probability to reach 50%.

- 116. Exponential Probability** Between 5:00 PM and 6:00 PM, cars arrive at Jiffy Lube at the rate of 9 cars per hour (0.15 car per minute). This formula from probability can be used to determine the probability that a car arrives within t minutes of 5:00 PM:

$$F(t) = 1 - e^{-0.15t}$$

- (a) Determine the probability that a car arrives within 15 minutes of 5:00 PM (that is, before 5:15 PM).
- (b) Determine the probability that a car arrives within 30 minutes of 5:00 PM (before 5:30 PM).
- (c) What does F approach as t becomes unbounded in the positive direction?



- (d) Graph F .
- (e) Using INTERSECT, determine how many minutes are needed for the probability to reach 60%.

- 117. Poisson Probability** Between 5:00 PM and 6:00 PM, cars arrive at a McDonald's drive-thru at the rate of 20 cars per hour. The following formula from probability can be used to determine the probability that x cars arrive between 5:00 PM and 6:00 PM.

$$P(x) = \frac{20^x e^{-20}}{x!}$$

(continued)

where

$$x! = x \cdot (x - 1) \cdot (x - 2) \cdots \cdots 3 \cdot 2 \cdot 1$$

- (a) Determine the probability that $x = 15$ cars arrive between 5:00 PM and 6:00 PM.
- (b) Determine the probability that $x = 20$ cars arrive between 5:00 PM and 6:00 PM.

118. Poisson Probability People enter a line for the *Demon Roller Coaster* at the rate of 4 per minute. The following formula from probability can be used to determine the probability that x people arrive within the next minute.

$$P(x) = \frac{4^x e^{-4}}{x!}$$

where

$$x! = x \cdot (x - 1) \cdot (x - 2) \cdots \cdots 3 \cdot 2 \cdot 1$$

- (a) Determine the probability that $x = 5$ people arrive within the next minute.
- (b) Determine the probability that $x = 8$ people arrive within the next minute.

119. Relative Humidity The relative humidity is the ratio (expressed as a percent) of the amount of water vapor in the air to the maximum amount that the air can hold at a specific temperature. The relative humidity, R , is found using the following formula:

$$R = 10 \left(\frac{4221}{T+459.4} - \frac{4221}{D+459.4} + 2 \right)$$

where T is the air temperature (in °F) and D is the dew point temperature (in °F).

- (a) Determine the relative humidity if the air temperature is 50° Fahrenheit and the dew point temperature is 41° Fahrenheit.
- (b) Determine the relative humidity if the air temperature is 68° Fahrenheit and the dew point temperature is 59° Fahrenheit.
- (c) What is the relative humidity if the air temperature and the dew point temperature are the same?

120. Learning Curve Suppose that a student has 500 vocabulary words to learn. If the student learns 15 words after 5 minutes, the function

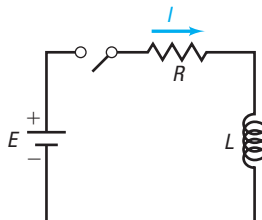
$$L(t) = 500(1 - e^{-0.0061t})$$

approximates the number of words L that the student will have learned after t minutes.

- (a) How many words will the student have learned after 30 minutes?
- (b) How many words will the student have learned after 60 minutes?

121. Current in an RL Circuit The equation governing the amount of current I (in amperes) after time t (in seconds) in a single RL circuit consisting of a resistance R (in ohms), an inductance L (in henrys), and an electromotive force E (in volts) is

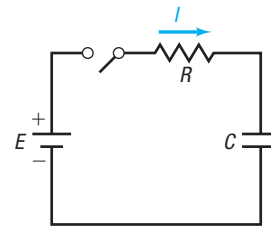
$$I = \frac{E}{R} [1 - e^{-(R/L)t}]$$



- (a) If $E = 120$ volts, $R = 10$ ohms, and $L = 5$ henrys, how much current I_1 is flowing after 0.3 second? After 0.5 second? After 1 second?
- (b) What is the maximum current?
- (c) Graph this function $I = I_1(t)$, measuring I along the y -axis and t along the x -axis.
- (d) If $E = 120$ volts, $R = 5$ ohms, and $L = 10$ henrys, how much current I_2 is flowing after 0.3 second? After 0.5 second? After 1 second?
- (e) What is the maximum current?
- (f) Graph the function $I = I_2(t)$ on the same coordinate axes as $I_1(t)$.

122. Current in an RC Circuit The equation governing the amount of current I (in amperes) after time t (in microseconds) in a single RC circuit consisting of a resistance R (in ohms), a capacitance C (in microfarads), and an electromotive force E (in volts) is

$$I = \frac{E}{R} e^{-t/(RC)}$$



- (a) If $E = 120$ volts, $R = 2000$ ohms, and $C = 1.0$ microfarad, how much current I_1 is flowing initially ($t = 0$)? After 1000 microseconds? After 3000 microseconds?
- (b) What is the maximum current?
- (c) Graph the function $I = I_1(t)$, measuring I along the y -axis and t along the x -axis.
- (d) If $E = 120$ volts, $R = 1000$ ohms, and $C = 2.0$ microfarads, how much current I_2 is flowing initially? After 1000 microseconds? After 3000 microseconds?
- (e) What is the maximum current?
- (f) Graph the function $I = I_2(t)$ on the same coordinate axes as $I_1(t)$.

123. If f is an exponential function of the form $f(x) = Ca^x$ with growth factor 3, and if $f(6) = 12$, what is $f(7)$?

124. Another Formula for e Use a calculator to compute the values of

$$2 + \frac{1}{2!} + \frac{1}{3!} + \cdots + \frac{1}{n!}$$

for $n = 4, 6, 8,$ and 10 . Compare each result with e .

[Hint: $1! = 1, 2! = 2 \cdot 1, 3! = 3 \cdot 2 \cdot 1,$

$$n! = n(n - 1) \cdots \cdots (3)(2)(1).]$$

125. Another Formula for e Use a calculator to compute the various values of the expression. Compare the values to e .

$$2 + \frac{1}{1 + \frac{1}{2 + \frac{1}{3 + \frac{1}{4 + \frac{1}{\text{etc.}}}}}}$$

 **126. Difference Quotient** If $f(x) = a^x$, show that

$$\frac{f(x+h) - f(x)}{h} = a^x \cdot \frac{a^h - 1}{h} \quad h \neq 0$$

127. If $f(x) = a^x$, show that $f(A+B) = f(A) \cdot f(B)$.

128. If $f(x) = a^x$, show that $f(-x) = \frac{1}{f(x)}$.

129. If $f(x) = a^x$, show that $f(ax) = [f(x)]^a$.

Problems 130 and 131 define two other transcendental functions.

130. The **hyperbolic sine function**, designated by $\sinh x$, is defined as

$$\sinh x = \frac{1}{2}(e^x - e^{-x})$$

(a) Show that $f(x) = \sinh x$ is an odd function.



(b) Graph $f(x) = \sinh x$.

131. The **hyperbolic cosine function**, designated by $\cosh x$, is defined as

$$\cosh x = \frac{1}{2}(e^x + e^{-x})$$

(a) Show that $f(x) = \cosh x$ is an even function.



(b) Graph $f(x) = \cosh x$.

(c) Refer to Problem 130. Show that, for every x ,

$$(\cosh x)^2 - (\sinh x)^2 = 1$$

132. Historical Problem Pierre de Fermat (1601–1665) conjectured that the function

$$f(x) = 2^{(2^x)} + 1$$

for $x = 1, 2, 3, \dots$, would always have a value equal to a prime number. But Leonhard Euler (1707–1783) showed that this formula fails for $x = 5$. Use a calculator to determine the prime numbers produced by f for $x = 1, 2, 3, 4$. Then show that $f(5) = 641 \times 6,700,417$, which is not prime.

133. Challenge Problem Solve: $3^{2x-1} - 4 \cdot 3^x + 9 = 0$

134. Challenge Problem Solve: $2^{\frac{2}{3}x+1} - 3 \cdot 2^{\frac{1}{3}x} - 20 = 0$

Explaining Concepts: Discussion and Writing

135. The bacteria in a 4-liter container double every minute. After 60 minutes the container is full. How long did it take to fill half the container?

136. Explain in your own words what the number e is. Provide at least two applications that use this number.

137. Do you think that there is a power function that increases more rapidly than an exponential function? Explain.

138. As the base a of an exponential function $f(x) = a^x$, where $a > 1$, increases, what happens to its graph for $x > 0$? What happens to its graph for $x < 0$?

139. The graphs of $y = a^{-x}$ and $y = \left(\frac{1}{a}\right)^x$ are identical. Why?

Retain Your Knowledge

Problems 140–149 are based on material learned earlier in the course. The purpose of these problems is to keep the material fresh in your mind so that you are better prepared for the final exam.

140. Solve the inequality: $x^3 + 5x^2 \leq 4x + 20$.

141. Solve the inequality: $\frac{x+1}{x-2} \geq 1$.

142. Find the equation of the quadratic function f that has its vertex at $(3, 5)$ and contains the point $(2, 3)$.

143. Suppose $f(x) = x^2 + 2x - 3$.

(a) Graph f by determining whether its graph is concave up or concave down and by finding its vertex, axis of symmetry, y -intercept, and x -intercepts, if any.

(b) Find the domain and range of f .


(c) Determine where f is increasing and where it is decreasing.


144. Solve: $13x - (5x - 6) = 2x - (8x - 27)$

145. Find an equation for the circle with center $(0, 0)$ and radius $r = 1$.

146. Solve: $x - 16\sqrt{x} + 48 = 0$

147. If \$12,000 is invested at 3.5% simple interest for 2.5 years, how much interest is earned?

 **148.** Determine where the graph of $f(x) = x^4 - 5x^2 - 6$ is below the graph of $g(x) = 2x^2 + 12$ by solving the inequality $f(x) \leq g(x)$.

 **149.** Find the difference quotient of $f(x) = 2x^2 - 7x$.

'Are You Prepared?' Answers

1. $64; 4; \frac{1}{9}$

2. $\{-4, 1\}$

3. False

4. 3

5. True

6. line; $-3; 10$

7. $[2, \infty); (-\infty, 2]$

5.4 Logarithmic Functions

PREPARING FOR THIS SECTION Before getting started, review the following:

- Solving Inequalities (Section A.9, pp. A76–A79)
- Quadratic Inequalities (Section 3.5, pp. 165–167)
- Polynomial and Rational Inequalities (Section 4.5, pp. 224–228)

 **Now Work** the 'Are You Prepared?' problems on page 304.

- OBJECTIVES**
- 1 Change Exponential Statements to Logarithmic Statements and Logarithmic Statements to Exponential Statements (p. 296)
 - 2 Evaluate Logarithmic Expressions (p. 297)
 - 3 Determine the Domain of a Logarithmic Function (p. 297)
 - 4 Graph Logarithmic Functions (p. 298)
 - 5 Solve Logarithmic Equations (p. 302)

Recall that a one-to-one function $y = f(x)$ has an inverse function that is defined implicitly by the equation $x = f(y)$. In particular, the exponential function $y = f(x) = a^x$, where $a > 0$ and $a \neq 1$, is one-to-one, so it has an inverse function that is defined implicitly by the equation

$$x = a^y \quad a > 0 \quad a \neq 1$$

This inverse function is so important that it is given a name, the *logarithmic function*.

DEFINITION Logarithmic Function with Base a

The **logarithmic function with base a** , where $a > 0$ and $a \neq 1$, is denoted by $y = \log_a x$ (read as “ y is the logarithm with base a of x ”) and is defined by

$$y = \log_a x \quad \text{if and only if} \quad x = a^y$$

The domain of the logarithmic function $y = \log_a x$ is $x > 0$.

As this definition illustrates, a **logarithm is a name for a certain exponent**. So $\log_a x$ equals the exponent to which a must be raised to obtain x .

In Words

When you need to evaluate $\log_a x$, think to yourself “ a raised to what power gives me x ?”

EXAMPLE 1

Relating Logarithms to Exponents

(a) If $y = \log_3 x$, then $x = 3^y$. For example, the logarithmic statement $4 = \log_3 81$ is equivalent to the exponential statement $81 = 3^4$.

(b) If $y = \log_5 x$, then $x = 5^y$. For example, $-1 = \log_5 \left(\frac{1}{5}\right)$ is equivalent to $\frac{1}{5} = 5^{-1}$.

1 Change Exponential Statements to Logarithmic Statements and Logarithmic Statements to Exponential Statements

The definition of a logarithm can be used to convert from exponential form to logarithmic form, and vice versa, as illustrated in the next two examples.

EXAMPLE 2

Changing Exponential Statements to Logarithmic Statements

Change each exponential statement to an equivalent statement involving a logarithm.

(a) $1.2^3 = m$

(b) $e^b = 9$

(c) $a^4 = 24$

Solution

Use the fact that $y = \log_a x$ and $x = a^y$, where $a > 0$ and $a \neq 1$, are equivalent.

(a) If $1.2^3 = m$, then $3 = \log_{1.2} m$.

(b) If $e^b = 9$, then $b = \log_e 9$.

(c) If $a^4 = 24$, then $4 = \log_a 24$.

 **Now Work** PROBLEM 11

EXAMPLE 3

Changing Logarithmic Statements to Exponential Statements

Change each logarithmic statement to an equivalent statement involving an exponent.

(a) $\log_a 4 = 5$ (b) $\log_e b = -3$ (c) $\log_3 5 = c$

Solution

(a) If $\log_a 4 = 5$, then $a^5 = 4$.

(b) If $\log_e b = -3$, then $e^{-3} = b$.

(c) If $\log_3 5 = c$, then $3^c = 5$.

 **Now Work** PROBLEM 19

2 Evaluate Logarithmic Expressions

To find the exact value of a logarithm, write the logarithm in exponential notation using the fact that $y = \log_a x$ is equivalent to $a^y = x$, and use the fact that if $a^u = a^v$, then $u = v$.

EXAMPLE 4

Finding the Exact Value of a Logarithmic Expression

Find the exact value of:

(a) $\log_2 16$

Solution

(a) To find $\log_2 16$, think “2 raised to what power equals 16?” Then,

$$y = \log_2 16$$

$$2^y = 16 \quad \text{Change to exponential form.}$$

$$2^y = 2^4 \quad 16 = 2^4$$

$$y = 4 \quad \text{Equate exponents.}$$

$$\text{Therefore, } \log_2 16 = 4.$$

(b) $\log_3 \frac{1}{27}$

(b) To find $\log_3 \frac{1}{27}$, think “3 raised to what power equals $\frac{1}{27}$?” Then,

$$y = \log_3 \frac{1}{27}$$

$$3^y = \frac{1}{27} \quad \text{Change to exponential form.}$$

$$3^y = 3^{-3} \quad \frac{1}{27} = \frac{1}{3^3} = 3^{-3}$$

$$y = -3 \quad \text{Equate exponents.}$$

$$\text{Therefore, } \log_3 \frac{1}{27} = -3.$$

 **Now Work** PROBLEM 27

3 Determine the Domain of a Logarithmic Function

The logarithmic function $y = \log_a x$ has been defined as the inverse of the exponential function $y = a^x$. That is, if $f(x) = a^x$, then $f^{-1}(x) = \log_a x$. Based on the discussion in Section 5.2 on inverse functions, for a function f and its inverse f^{-1} ,

$$\text{Domain of } f^{-1} = \text{Range of } f \quad \text{and} \quad \text{Range of } f^{-1} = \text{Domain of } f$$

Consequently, it follows that

- Domain of the logarithmic function = Range of the exponential function = $(0, \infty)$
- Range of the logarithmic function = Domain of the exponential function = $(-\infty, \infty)$

The next box summarizes some properties of the logarithmic function.

$$y = \log_a x \quad \text{if and only if} \quad x = a^y$$

$$\text{Domain: } 0 < x < \infty \quad \text{Range: } -\infty < y < \infty$$

The domain of a logarithmic function consists of the *positive* real numbers, so the argument of a logarithmic function must be greater than zero.

EXAMPLE 5

Finding the Domain of a Logarithmic Function

Find the domain of each logarithmic function.

(a) $F(x) = \log_2(x + 3)$ (b) $g(x) = \log_5\left(\frac{1+x}{1-x}\right)$ (c) $h(x) = \log_{1/2}|x|$

Solution

(a) The domain of F consists of all x for which $x + 3 > 0$, that is, $x > -3$. Using interval notation, the domain of F is $(-3, \infty)$.

(b) The domain of g is restricted to

$$\frac{1+x}{1-x} > 0$$

Solve this inequality to find that the domain of g consists of all x between -1 and 1 , that is, $-1 < x < 1$, or, using interval notation, $(-1, 1)$.

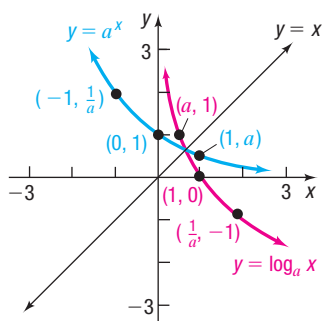
(c) Since $|x| > 0$, provided that $x \neq 0$, the domain of h consists of all real numbers except zero, or, using interval notation, $(-\infty, 0) \cup (0, \infty)$.

 **Now Work** PROBLEMS 41 AND 47

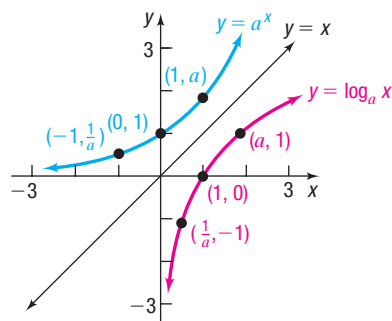
4 Graph Logarithmic Functions

Because exponential functions and logarithmic functions are inverses of each other, the graph of the logarithmic function $y = \log_a x$ is the reflection about the line $y = x$ of the graph of the exponential function $y = a^x$, as shown in Figures 30(a) and (b).

For example, to graph $y = \log_2 x$, graph $y = 2^x$ and reflect it about the line $y = x$. See Figure 31. To graph $y = \log_{1/3} x$, graph $y = \left(\frac{1}{3}\right)^x$ and reflect it about the line $y = x$. See Figure 32.



(a) $0 < a < 1$



(b) $a > 1$

Figure 30

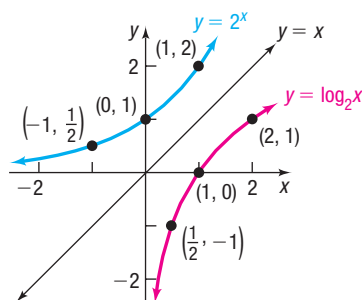


Figure 31

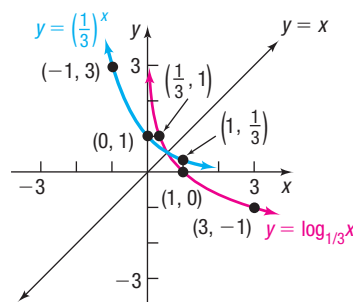


Figure 32

 **Now Work** PROBLEM 61

The graphs of $y = \log_a x$ in Figures 30(a) and (b) lead to the following properties.

Properties of the Logarithmic Function $f(x) = \log_a x$; $a > 0$, $a \neq 1$

- The domain is the set of positive real numbers, or $(0, \infty)$ using interval notation; the range is the set of all real numbers, or $(-\infty, \infty)$ using interval notation.
- The x -intercept of the graph is 1. There is no y -intercept.
- The y -axis ($x = 0$) is a vertical asymptote of the graph of f .
- A logarithmic function is decreasing if $0 < a < 1$ and is increasing if $a > 1$.
- The graph of f contains the points $(1, 0)$, $(a, 1)$, and $\left(\frac{1}{a}, -1\right)$.
- The graph is smooth and continuous, with no corners or gaps.

In Words

$y = \log_e x$ is written $y = \ln x$.

If the base of a logarithmic function is the number e , the result is the **natural logarithm function**. This function occurs so frequently in applications that it is given a special symbol, **ln** (from the Latin, *logarithmus naturalis*). That is,

$$y = \ln x \quad \text{if and only if} \quad x = e^y \quad (1)$$

Because $y = \ln x$ and the exponential function $y = e^x$ are inverse functions, the graph of $y = \ln x$ can be obtained by reflecting the graph of $y = e^x$ about the line $y = x$. See Figure 33.

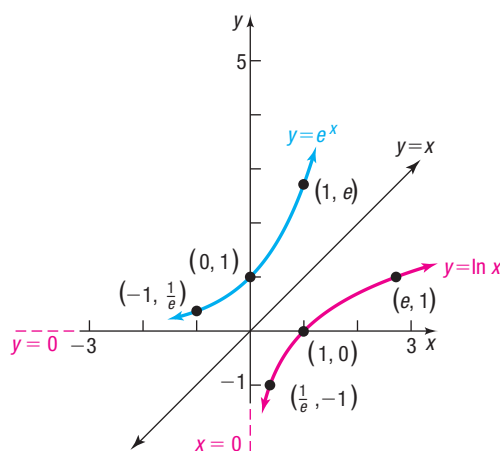
Using a calculator with an **ln** key, we can obtain other points on the graph of $f(x) = \ln x$. See Table 7.

Table 7

x	$\ln x$
$\frac{1}{2}$	-0.69
2	0.69
3	1.10

Seeing the Concept

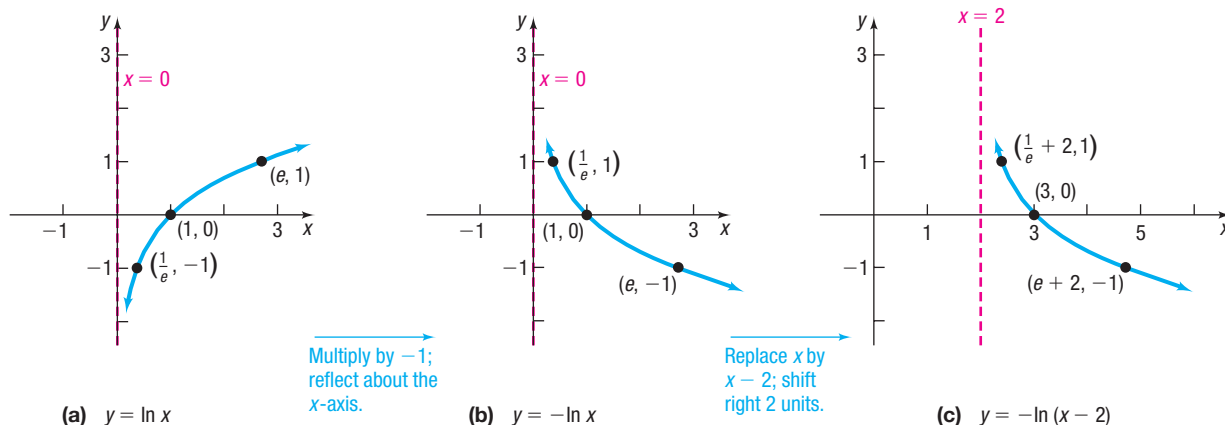
Graph $Y_1 = e^x$ and $Y_2 = \ln x$ on the same square screen. Use eVALUEate to verify the points on the graph given in Figure 33. Do you see the symmetry of the two graphs with respect to the line $y = x$?

**Figure 33****EXAMPLE 6****Graphing a Logarithmic Function and Its Inverse**

- Find the domain of the logarithmic function $f(x) = -\ln(x - 2)$.
- Graph f .
- From the graph, determine the range and vertical asymptote of f .
- Find f^{-1} , the inverse of f .
- Find the domain and the range of f^{-1} .
- Graph f^{-1} .

Solution

- The domain of f consists of all x for which $x - 2 > 0$, or equivalently, $x > 2$. The domain of f is $\{x \mid x > 2\}$, or $(2, \infty)$ in interval notation.
- To obtain the graph of $y = -\ln(x - 2)$, begin with the graph of $y = \ln x$ and use transformations. See Figure 34.

**Figure 34**

(continued)

- (c) The range of $f(x) = -\ln(x - 2)$ is the set of all real numbers. The vertical asymptote is $x = 2$. [Do you see why? The original asymptote ($x = 0$) is shifted to the right 2 units.]
- (d) To find f^{-1} , begin with $y = -\ln(x - 2)$. The inverse function is defined implicitly by the equation

$$x = -\ln(y - 2)$$

Now solve for y .

$$\begin{aligned} -x &= \ln(y - 2) && \text{Isolate the logarithm.} \\ e^{-x} &= y - 2 && \text{Change to exponential form.} \\ y &= e^{-x} + 2 && \text{Solve for } y. \end{aligned}$$

The inverse of f is $f^{-1}(x) = e^{-x} + 2$.

- (e) The domain of f^{-1} equals the range of f , which is the set of all real numbers, from part (c). The range of f^{-1} is the domain of f , which is $(2, \infty)$ in interval notation.
- (f) To graph f^{-1} , use the graph of f in Figure 34(c) and reflect it about the line $y = x$. See Figure 35. We could also graph $f^{-1}(x) = e^{-x} + 2$ using transformations.

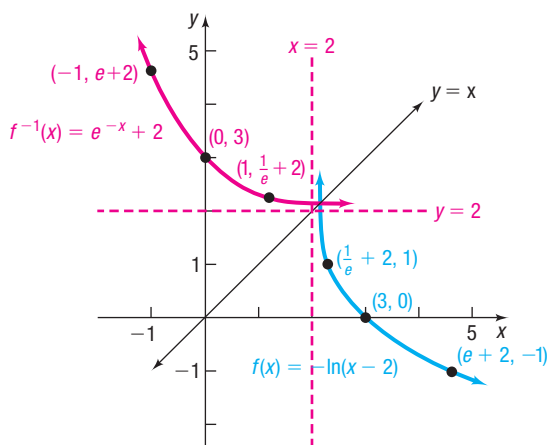


Figure 35

 **Now Work** PROBLEM 73

If the base of a logarithmic function is the number 10, the result is the **common logarithm function**. If the base a of the logarithmic function is not indicated, it is understood to be 10. That is,

$$y = \log x \quad \text{if and only if} \quad x = 10^y$$

Because $y = \log x$ and the exponential function $y = 10^x$ are inverse functions, the graph of $y = \log x$ can be obtained by reflecting the graph of $y = 10^x$ about the line $y = x$. See Figure 36.

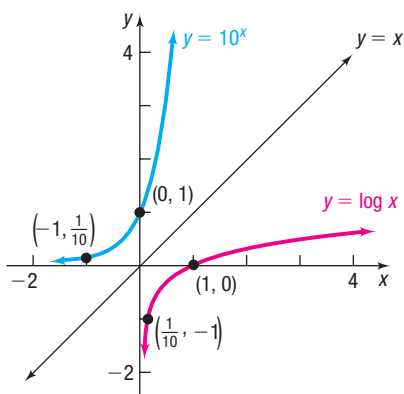


Figure 36

EXAMPLE 7

Graphing a Logarithmic Function and Its Inverse

- Find the domain of the logarithmic function $f(x) = 3 \log(x - 1)$.
- Graph f .
- From the graph, determine the range and vertical asymptote of f .
- Find f^{-1} , the inverse of f .
- Find the domain and the range of f^{-1} .
- Graph f^{-1} .

Solution

- The domain of f consists of all x for which $x - 1 > 0$, or equivalently, $x > 1$. The domain of f is $\{x \mid x > 1\}$, or $(1, \infty)$ in interval notation.
- To obtain the graph of $y = 3 \log(x - 1)$, begin with the graph of $y = \log x$ and use transformations. See Figure 37.

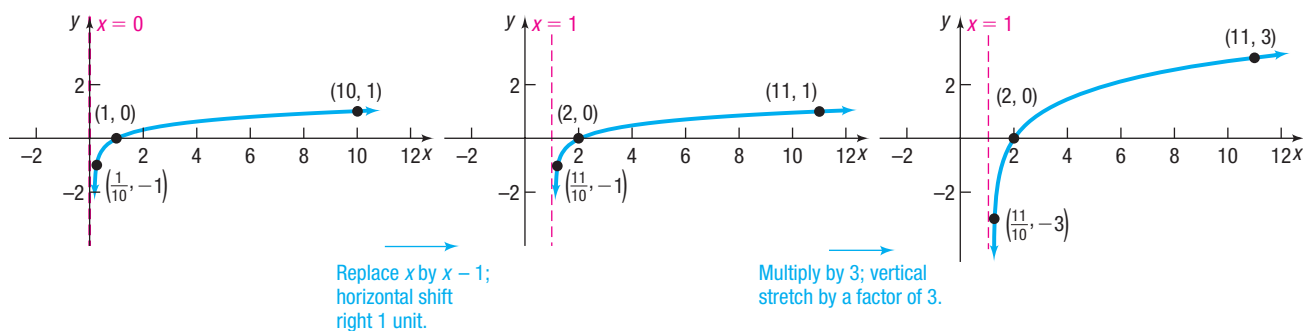


Figure 37

(a) $y = \log x$ (b) $y = \log(x - 1)$ (c) $y = 3 \log(x - 1)$

- The range of $f(x) = 3 \log(x - 1)$ is the set of all real numbers. The vertical asymptote is $x = 1$.
- Begin with $y = 3 \log(x - 1)$. The inverse function is defined implicitly by the equation

$$x = 3 \log(y - 1)$$

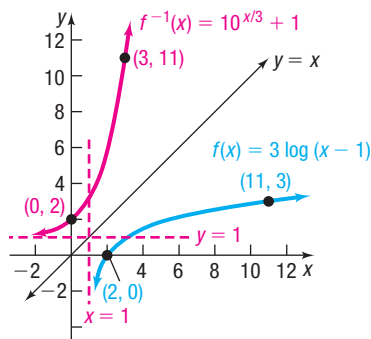
Solve for y .

Figure 38

$$\begin{aligned} \frac{x}{3} &= \log(y - 1) && \text{Isolate the logarithm.} \\ 10^{x/3} &= y - 1 && \text{Change to exponential form.} \\ y &= 10^{x/3} + 1 && \text{Solve for } y. \end{aligned}$$

The inverse of f is $f^{-1}(x) = 10^{x/3} + 1$.

- The domain of f^{-1} is the range of f , which is the set of all real numbers, from part (c). The range of f^{-1} is the domain of f , which is $(1, \infty)$ in interval notation.
- To graph f^{-1} , use the graph of f in Figure 37(c) and reflect it about the line $y = x$. See Figure 38.

We could also graph $f^{-1}(x) = 10^{x/3} + 1$ using transformations.

5 Solve Logarithmic Equations

Equations that contain logarithms are called **logarithmic equations**. Care must be taken when solving logarithmic equations algebraically. In the expression $\log_a M$, remember that a and M are positive and $a \neq 1$. Be sure to check each apparent solution in the original equation and discard any that are extraneous.

Some logarithmic equations can be solved by changing the logarithmic equation to exponential form using the fact that $y = \log_a x$ means $a^y = x$.

EXAMPLE 8

Solving Logarithmic Equations

Solve:

$$(a) \log_3(4x - 7) = 2 \qquad (a) \log_x 64 = 2$$

Solution (a) To solve, change the logarithmic equation to exponential form.

$$\begin{aligned} \log_3(4x - 7) &= 2 \\ 4x - 7 &= 3^2 && \text{Change to exponential form.} \\ 4x - 7 &= 9 \\ 4x &= 16 \\ x &= 4 \end{aligned}$$

✓**Check:** $\log_3(4x - 7) = \log_3(4 \cdot 4 - 7) = \log_3 9 = 2 \quad 3^2 = 9$

The solution set is $\{4\}$.

(b) To solve, change the logarithmic equation to exponential form.

$$\begin{aligned} \log_x 64 &= 2 \\ x^2 &= 64 && \text{Change to exponential form.} \\ x &= \pm\sqrt{64} = \pm 8 && \text{Use the Square Root Method.} \end{aligned}$$

Because the base of a logarithm must be positive, discard -8 . Check the potential solution 8.

✓**Check:** $\log_8 64 = 2 \quad 8^2 = 64$

The solution set is $\{8\}$.

EXAMPLE 9

Using Logarithms to Solve an Exponential Equation

Solve: $e^{2x} = 5$

Solution To solve, change the exponential equation to logarithmic form.

$$\begin{aligned} e^{2x} &= 5 \\ \ln 5 &= 2x && \text{Change to logarithmic form.} \\ x &= \frac{\ln 5}{2} && \text{Exact solution} \\ &\approx 0.805 && \text{Approximate solution} \end{aligned}$$

The solution set is $\left\{\frac{\ln 5}{2}\right\}$.

EXAMPLE 10

Alcohol and Driving



Blood alcohol concentration (BAC) is a measure of the amount of alcohol in a person's bloodstream. A BAC of 0.04% means that a person has 4 parts alcohol per 10,000 parts blood in the body. Relative risk is defined as the likelihood of one event occurring divided by the likelihood of a second event occurring. For example, if an individual with a BAC of 0.02% is 1.4 times as likely to have a car accident as an individual who has not been drinking, the relative risk of an accident with a BAC of 0.02% is 1.4. Recent medical research suggests that the relative risk R of having an accident while driving a car can be modeled by an equation of the form

$$R = e^{kx}$$

where x is the percent concentration of alcohol in the bloodstream and k is a constant.

- Research indicates that the relative risk of a person having an accident with a BAC of 0.02% is 1.4. Find the constant k in the equation.
- Using this value of k , what is the relative risk if the BAC is 0.17%?
- Using this same value of k , what BAC corresponds to a relative risk of 100?
- If the law asserts that anyone with a relative risk of 4 or more should not have driving privileges, at what concentration of alcohol in the bloodstream should a driver be arrested and charged with DUI (driving under the influence)?

Solution

- For a blood alcohol concentration of 0.02% and a relative risk R of 1.4, let $x = 0.02$ and solve for k .

$$R = e^{kx}$$

$$1.4 = e^{k(0.02)}$$

$$R = 1.4; x = 0.02$$

$$0.02k = \ln 1.4$$

Change to a logarithmic statement.

$$k = \frac{\ln 1.4}{0.02} \approx 16.82 \quad \text{Solve for } k.$$

- A BAC of 0.17% means $x = 0.17$. Use $k = 16.82$ in the equation to find the relative risk R :

$$R = e^{kx} = e^{(16.82)(0.17)} \approx 17.5$$

For a blood alcohol concentration of 0.17%, the relative risk R of an accident is about 17.5. That is, a person with a BAC of 0.17% is 17.5 times as likely to have a car accident as a person with no alcohol in the bloodstream.

- A relative risk of 100 means $R = 100$. Use $k = 16.82$ in the equation $R = e^{kx}$. The blood alcohol concentration x obeys

$$100 = e^{16.82x}$$

$$R = e^{kx}, R = 100, k = 16.82$$

$$16.82x = \ln 100$$

Change to a logarithmic statement.

$$x = \frac{\ln 100}{16.82} \approx 0.27 \quad \text{Solve for } x.$$

For a blood alcohol concentration of 0.27%, the relative risk R of an accident is 100.

- A relative risk of 4 means $R = 4$. Use $k = 16.82$ in the equation $R = e^{kx}$. The blood alcohol concentration x obeys

$$4 = e^{16.82x}$$

$$16.82x = \ln 4$$

$$x = \frac{\ln 4}{16.82} \approx 0.082$$

A driver with a BAC of 0.082% or more should be arrested and charged with DUI.

NOTE A BAC of 0.30% results in a loss of consciousness in most people. ■

NOTE In most states, the blood alcohol content at which a DUI citation is given is 0.08%. ■

SUMMARY

Properties of the Logarithmic Function

$$f(x) = \log_a x, \quad a > 1$$

$$(y = \log_a x \text{ if and only if } x = a^y)$$

- Domain: the interval $(0, \infty)$; Range: the interval $(-\infty, \infty)$
- x -intercept: 1; y -intercept: none; vertical asymptote: $x = 0$ (y -axis); increasing; one-to-one
- The graph of f is smooth and continuous. It contains the points $\left(\frac{1}{a}, -1\right)$, $(1, 0)$, and $(a, 1)$.
- See Figure 39(a) for a typical graph.

$$f(x) = \log_a x, \quad 0 < a < 1$$

$$(y = \log_a x \text{ if and only if } x = a^y)$$

- Domain: the interval $(0, \infty)$; Range: the interval $(-\infty, \infty)$
- x -intercept: 1; y -intercept: none; vertical asymptote: $x = 0$ (y -axis); decreasing; one-to-one
- The graph of f is smooth and continuous. It contains the points $(a, 1)$, $(1, 0)$, and $\left(\frac{1}{a}, -1\right)$.
- See Figure 39(b) for a typical graph.

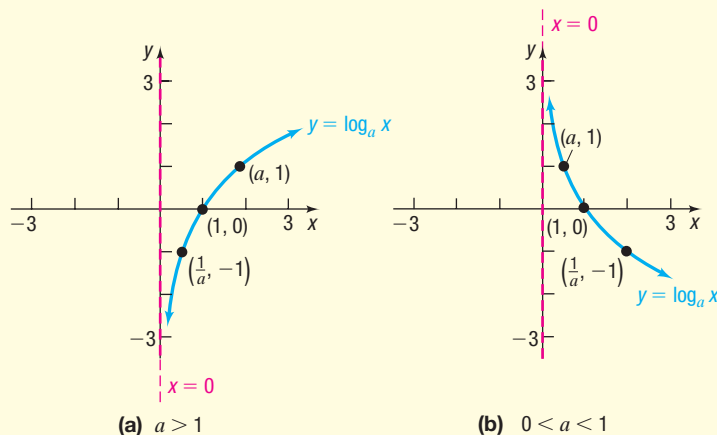


Figure 39

(a) $a > 1$ (b) $0 < a < 1$

5.4 Assess Your Understanding

'Are You Prepared?' Answers are given at the end of these exercises. If you get a wrong answer, read the pages listed in red.

1. Solve each inequality:

(a) $3x - 7 \leq 8 - 2x$ (pp. A76–A79)

(b) $x^2 - x - 6 > 0$ (pp. 165–167)

2. Solve the inequality: $\frac{x-1}{x+4} > 0$ (pp. 226–228)

Concepts and Vocabulary

- The domain of the logarithmic function $f(x) = \log_a x$ is _____.
- The graph of every logarithmic function $f(x) = \log_a x$, where $a > 0$ and $a \neq 1$, contains the three points: _____, _____, and _____.
- If the graph of a logarithmic function $f(x) = \log_a x$, where $a > 0$ and $a \neq 1$, is increasing, then its base is larger than _____.
- True or False** If $y = \log_a x$, then $y = a^x$.

- True or False** The graph of $f(x) = \log_a x$, where $a > 0$ and $a \neq 1$, has an x -intercept equal to 1 and no y -intercept.
- Multiple Choice** Select the answer that completes the statement: $y = \ln x$ if and only if _____.
(a) $x = e^y$ (b) $y = e^x$ (c) $x = 10^y$ (d) $y = 10^x$
- Multiple Choice** The domain of $f(x) = \log_3(x + 2)$ is
(a) $(-\infty, \infty)$ (b) $(2, \infty)$ (c) $(-2, \infty)$ (d) $(0, \infty)$
- Multiple Choice** $\log_3 81$ equals
(a) 9 (b) 4 (c) 2 (d) 3

Skill Building

In Problems 11–18, change each exponential statement to an equivalent statement involving a logarithm.

11. $9 = 3^2$ 12. $16 = 4^2$ 13. $a^2 = 1.6$ 14. $a^3 = 2.1$
 15. $2^x = 7.2$ 16. $3^x = 4.6$ 17. $e^x = 8$ 18. $e^{2.2} = M$

In Problems 19–26, change each logarithmic statement to an equivalent statement involving an exponent.

19. $\log_2 8 = 3$ 20. $\log_3\left(\frac{1}{9}\right) = -2$ 21. $\log_a 3 = 6$ 22. $\log_b 4 = 2$
 23. $\log_3 2 = x$ 24. $\log_2 6 = x$ 25. $\ln 4 = x$ 26. $\ln x = 4$

In Problems 27–38, find the exact value of each logarithm without using a calculator.

27. $\log_2 1$ 28. $\log_8 8$ 29. $\log_7 49$ 30. $\log_3\left(\frac{1}{9}\right)$
 31. $\log_{1/5} 125$ 32. $\log_{1/3} 9$ 33. $\log \sqrt{10}$ 34. $\log \sqrt[3]{100}$
 35. $\log_{\sqrt{2}} 4$ 36. $\log_{\sqrt{3}} 9$ 37. $\ln \sqrt{e}$ 38. $\ln e^3$

In Problems 39–50, find the domain of each function.

39. $f(x) = \ln(x - 3)$ 40. $g(x) = \ln(x - 1)$ 41. $F(x) = \log_2 x^2$
 42. $H(x) = \log_5 x^3$ 43. $f(x) = 3 - 2 \log_4\left(\frac{x}{2} - 5\right)$ 44. $g(x) = 8 + 5 \ln(2x + 3)$
 45. $f(x) = \ln\left(\frac{1}{x + 1}\right)$ 46. $g(x) = \ln\left(\frac{1}{x - 5}\right)$ 47. $g(x) = \log_5\left(\frac{x + 1}{x}\right)$
 48. $h(x) = \log_3\left(\frac{x}{x - 1}\right)$ 49. $f(x) = \sqrt{\ln x}$ 50. $g(x) = \frac{1}{\ln x}$

In Problems 51–58, use a calculator to evaluate each expression. Round your answer to three decimal places.

51. $\ln \frac{5}{3}$ 52. $\frac{\ln 5}{3}$ 53. $\frac{\ln \frac{10}{3}}{0.04}$ 54. $\frac{\ln \frac{2}{3}}{-0.1}$
 55. $\frac{\ln 4 + \ln 2}{\log 4 + \log 2}$ 56. $\frac{\log 15 + \log 20}{\ln 15 + \ln 20}$ 57. $\frac{2 \ln 5 + \log 50}{\log 4 - \ln 2}$ 58. $\frac{3 \log 80 - \ln 5}{\log 5 + \ln 20}$

59. Find a so that the graph of $f(x) = \log_a x$ contains the point $(2, 2)$.

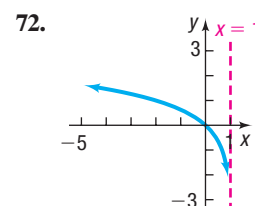
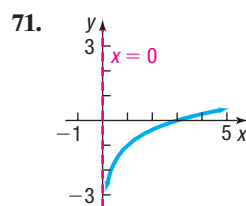
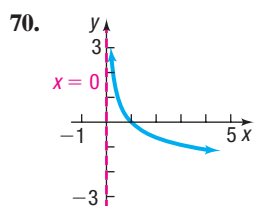
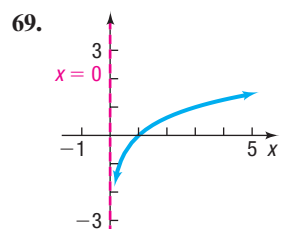
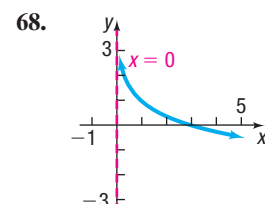
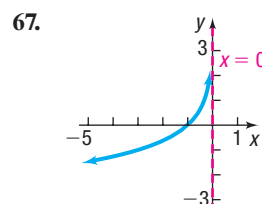
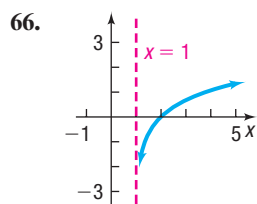
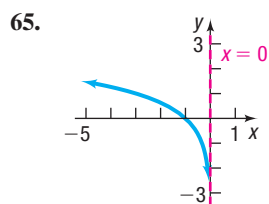
60. Find a so that the graph of $f(x) = \log_a x$ contains the point $\left(\frac{1}{2}, -4\right)$.

In Problems 61–64, graph each function and its inverse on the same set of axes.

61. $f(x) = 3^x; f^{-1}(x) = \log_3 x$ 62. $f(x) = 4^x; f^{-1}(x) = \log_4 x$
 63. $f(x) = \left(\frac{1}{2}\right)^x; f^{-1}(x) = \log_{1/2} x$ 64. $f(x) = \left(\frac{1}{3}\right)^x; f^{-1}(x) = \log_{1/3} x$

In Problems 65–72, the graph of a logarithmic function is given. Match each graph to one of the following functions:

- (A) $y = \log_3 x$ (B) $y = \log_3(-x)$ (C) $y = -\log_3 x$ (D) $y = -\log_3(-x)$
 (E) $y = \log_3 x - 1$ (F) $y = \log_3(x - 1)$ (G) $y = \log_3(1 - x)$ (H) $y = 1 - \log_3 x$



In Problems 73–88, use the given function f .

- (a) Find the domain of f . (b) Graph f . (c) From the graph, determine the range and any asymptotes of f .
 (d) Find f^{-1} , the inverse of f . (e) Find the domain and the range of f^{-1} . (f) Graph f^{-1} .

73. $f(x) = \ln(x + 4)$ 74. $f(x) = \ln(x - 3)$ 75. $f(x) = 2 + \ln x$ 76. $f(x) = -\ln(-x)$
 77. $f(x) = \ln(2x) - 3$ 78. $f(x) = -2 \ln(x + 1)$ 79. $f(x) = \log(x - 4) + 2$ 80. $f(x) = \frac{1}{2} \log x - 5$
 81. $f(x) = \frac{1}{2} \log(2x)$ 82. $f(x) = \log(-2x)$ 83. $f(x) = 3 + \log_3(x + 2)$ 84. $f(x) = 2 - \log_3(x + 1)$
 85. $f(x) = e^{x+2} - 3$ 86. $f(x) = 3e^x + 2$ 87. $f(x) = 2^{x/3} + 4$ 88. $f(x) = -3^{x+1}$

In Problems 89–112, solve each equation.

89. $\log_3 x = 2$ 90. $\log_5 x = 3$ 91. $\log_2(3x + 4) = 5$ 92. $\log_3(3x - 2) = 2$
 93. $\log_x 16 = 2$ 94. $\log_x \left(\frac{1}{8}\right) = 3$ 95. $\ln e^x = 5$ 96. $\ln e^{-2x} = 8$
 97. $\log_4 64 = x$ 98. $\log_5 625 = x$ 99. $\log_3 243 = 2x + 1$ 100. $\log_6 36 = 5x + 3$
 101. $e^{3x} = 10$ 102. $e^{-2x} = \frac{1}{3}$ 103. $e^{2x+5} = 8$ 104. $e^{-2x+1} = 13$
 105. $\log_7(x^2 + 4) = 2$ 106. $\log_5(x^2 + x + 4) = 2$ 107. $\log_2 8^x = -6$ 108. $\log_3 3^x = -1$
 109. $5e^{0.2x} = 7$ 110. $8 \cdot 10^{2x-7} = 3$ 111. $2 \cdot 10^{2-x} = 5$ 112. $4e^{x+1} = 5$
 113. Suppose that $G(x) = \log_3(2x + 1) - 2$.
 (a) What is the domain of G ?
 (b) What is $G(40)$? What point is on the graph of G ?
 (c) If $G(x) = 3$, what is x ? What point is on the graph of G ?
 (d) What is the zero of G ?
 114. Suppose that $F(x) = \log_2(x + 1) - 3$.
 (a) What is the domain of F ?
 (b) What is $F(7)$? What point is on the graph of F ?
 (c) If $F(x) = -1$, what is x ? What point is on the graph of F ?
 (d) What is the zero of F ?

Mixed Practice In Problems 115–118, graph each function. Based on the graph, state the domain and the range, and find any intercepts.

115. $f(x) = \begin{cases} \ln(-x) & \text{if } x < 0 \\ \ln x & \text{if } x > 0 \end{cases}$ 116. $f(x) = \begin{cases} \ln(-x) & \text{if } x \leq -1 \\ -\ln(-x) & \text{if } -1 < x < 0 \end{cases}$
 117. $f(x) = \begin{cases} -\ln x & \text{if } 0 < x < 1 \\ \ln x & \text{if } x \geq 1 \end{cases}$ 118. $f(x) = \begin{cases} \ln x & \text{if } 0 < x < 1 \\ -\ln x & \text{if } x \geq 1 \end{cases}$

Applications and Extensions

119. **Chemistry** The pH of a chemical solution is given by the formula

$$\text{pH} = -\log_{10} [\text{H}^+]$$

where $[\text{H}^+]$ is the concentration of hydrogen ions in moles per liter. Values of pH range from 0 (acidic) to 14 (alkaline).

- (a) What is the pH of a solution for which $[\text{H}^+]$ is 0.1?
 (b) What is the pH of a solution for which $[\text{H}^+]$ is 0.01?
 (c) What is the pH of a solution for which $[\text{H}^+]$ is 0.001?
 (d) What happens to pH as the hydrogen ion concentration decreases?
 (e) Determine the hydrogen ion concentration of an orange (pH = 3.5).
 (f) Determine the hydrogen ion concentration of human blood (pH = 7.4).
 120. **Diversity Index** Shannon's diversity index is a measure of the diversity of a population. The diversity index is given by the formula

$$H = -(p_1 \log p_1 + p_2 \log p_2 + \cdots + p_n \log p_n)$$

where p_1 is the proportion of the population that is species 1, p_2 is the proportion of the population that is species 2, and so on. In this problem, the population is people in the United States and the species is race.

- (a) According to the U.S. Census Bureau, the distribution of race in the United States in 2015 was:

Race	Proportion
White	0.617
Black or African American	0.124
American Indian and Alaska Native	0.007
Asian	0.053
Native Hawaiian and Other Pacific Islander	0.002
Hispanic	0.177
Two or More Races	0.020

Source: U.S. Census Bureau

Compute the diversity index of the United States in 2015.

- (b) The largest value of the diversity index is given by $H_{\max} = \log(S)$, where S is the number of categories of race. Compute H_{\max} .
 (c) The **evenness ratio** is given by $E_H = \frac{H}{H_{\max}}$, where $0 \leq E_H \leq 1$. If $E_H = 1$, there is complete evenness. Compute the evenness ratio for the United States.
 (d) Obtain the distribution of race for the United States in 2010 from the Census Bureau. Compute Shannon's diversity index. Is the United States becoming more diverse? Why?

121. Atmospheric Pressure The atmospheric pressure p on an object decreases with increasing height. This pressure, measured in millimeters of mercury, is related to the height h (in kilometers) above sea level by the function

$$p(h) = 760e^{-0.145h}$$

- (a) Find the height of an aircraft if the atmospheric pressure is 320 millimeters of mercury.
- (b) Find the height of a mountain if the atmospheric pressure is 667 millimeters of mercury.

122. Healing of Wounds The normal healing of wounds can be modeled by an exponential function. If A_0 represents the original area of the wound, and if A equals the area of the wound, then the function

$$A(n) = A_0e^{-0.35n}$$

describes the area of a wound after n days following an injury when no infection is present to retard the healing. Suppose that a wound initially had an area of 100 square millimeters.

- (a) If healing is taking place, after how many days will the wound be one-half its original size?
- (b) How long before the wound is 10% of its original size?

123. Exponential Probability Between 12:00 PM and 1:00 PM, cars arrive at Citibank's drive-thru at the rate of 6 cars per hour (0.1 car per minute). The following formula from probability can be used to determine the probability that a car will arrive within t minutes of 12:00 PM.

$$F(t) = 1 - e^{-0.1t}$$

- (a) Determine how many minutes are needed for the probability to reach 50%.
- (b) Determine how many minutes are needed for the probability to reach 80%.
- (c) Is it possible for the probability to equal 100%? Explain.

124. Exponential Probability Between 5:00 PM and 6:00 PM, cars arrive at Jiffy Lube at the rate of 9 cars per hour (0.15 car per minute). The following formula from probability can be used to determine the probability that a car will arrive within t minutes of 5:00 PM.

$$F(t) = 1 - e^{-0.15t}$$

- (a) Determine how many minutes are needed for the probability to reach 50%.
- (b) Determine how many minutes are needed for the probability to reach 80%.

125. Drug Medication The function

$$D(h) = 5e^{-0.4h}$$

can be used to find the number of milligrams D of a certain drug that is in a patient's bloodstream h hours after the drug was administered. When the number of milligrams reaches 2, the drug is to be administered again. What is the time between injections?

126. Spreading of Rumors A model for the number N of people in a college community who have heard a certain rumor is

$$N(d) = P(1 - e^{-0.15d})$$

where P is the total population of the community and d is the number of days that have elapsed since the rumor began. In a community of 1000 students, how many days will elapse before 450 students have heard the rumor?

127. Current in an RL Circuit The equation governing the amount of current I (in amperes) after time t (in seconds) in a simple RL circuit consisting of a resistance R (in ohms), an inductance L (in henrys), and an electromotive force E (in volts) is

$$I = \frac{E}{R} [1 - e^{-(R/L)t}]$$

If $E = 12$ volts, $R = 10$ ohms, and $L = 5$ henrys, how long does it take to obtain a current of 0.5 ampere? Of 1.0 ampere? Graph the equation.

128. Learning Curve Psychologists sometimes use the function

$$L(t) = A(1 - e^{-kt})$$

to measure the amount L learned at time t . Here A represents the amount to be learned, and the number k measures the rate of learning. Suppose that a student has an amount A of 200 vocabulary words to learn. A psychologist determines that the student has learned 20 vocabulary words after 5 minutes.

- (a) Determine the rate of learning k .
- (b) Approximately how many words will the student have learned after 10 minutes?
- (c) After 15 minutes?
- (d) How long does it take for the student to learn 180 words?

Loudness of Sound Problems 129–132 use the following discussion: The **loudness** $L(x)$, measured in decibels (dB), of a sound of intensity x , measured in watts per square meter, is defined as $L(x) = 10 \log \frac{x}{I_0}$, where $I_0 = 10^{-12}$ watt per square meter is the least intense sound that a human ear can detect. Determine the loudness, in decibels, of each of the following sounds.

129. Normal conversation: intensity of $x = 10^{-7}$ watt per square meter.

130. Amplified rock music: intensity of 10^{-1} watt per square meter.

131. Heavy city traffic: intensity of $x = 10^{-3}$ watt per square meter.

132. Diesel truck traveling 40 miles per hour 50 feet away: intensity 10 times that of a passenger car traveling 50 miles per hour 50 feet away, whose loudness is 70 decibels.

The Richter Scale Problems 133 and 134 use the following discussion: The **Richter scale** is one way of converting seismographic readings into numbers that provide an easy reference for measuring the magnitude M of an earthquake. All earthquakes are compared to a **zero-level earthquake** whose seismographic reading measures 0.001 millimeter at a distance of 100 kilometers from the epicenter. An earthquake whose seismographic reading measures x millimeters has **magnitude** $M(x)$, given by

$$M(x) = \log\left(\frac{x}{x_0}\right)$$

where $x_0 = 10^{-3}$ is the reading of a zero-level earthquake the same distance from its epicenter. In Problems 133 and 134, determine the magnitude of each earthquake.

133. Magnitude of an Earthquake Mexico City in 1985: seismographic reading of 125,892 millimeters 100 kilometers from the center

134. Magnitude of an Earthquake San Francisco in 1906: seismographic reading of 50,119 millimeters 100 kilometers from the center

135. Alcohol and Driving The concentration of alcohol in a person's bloodstream is measurable. Suppose that the relative risk R of having an accident while driving a car can be modeled by an equation of the form

$$R = e^{kx}$$

where x is the percent concentration of alcohol in the bloodstream and k is a constant.

- Suppose that a concentration of alcohol in the bloodstream of 0.03 percent results in a relative risk of an accident of 1.4. Find the constant k in the equation.
- Using this value of k , what is the relative risk if the concentration is 0.17 percent?
- Using the same value of k , what concentration of alcohol corresponds to a relative risk of 100?
- If the law asserts that anyone with a relative risk of having an accident of 5 or more should not have driving privileges, at what concentration of alcohol in the bloodstream should a driver be arrested and charged with a DUI?
- Compare this situation with that of Example 10. If you were a lawmaker, which situation would you support? Give your reasons.

136. The Marriage Problem There is an infamous problem from mathematics that attempts to quantify the number of potential mates one should date before choosing one's "true love." The function

$$L(x) = -x \ln x$$

represents the probability of finding the ideal mate after rejecting the first x proportion of potential mates. For example, if you reject the first 20% = 0.20 of individuals you date, the probability of finding the ideal mate is $L(0.2) \approx 0.322$. So, if you want the probability of finding the ideal mate to be greater than 0.332 and you are only willing to date up to 20 individuals, you should reject the first $0.2(20) = 4$ individuals before attempting to decide on the ideal mate. Presumably, you are using those first 4 individuals to help you decide which traits you value in a mate.

(a) Determine and interpret $L(0.1)$.

(b) Determine and interpret $L(0.6)$.

(c) What is the domain of L ?

 (d) Graph $L = L(x)$ over the domain.

(e) Judging on the basis of the approach suggested by the model, what is the value of x that maximizes L ? What is the highest probability of finding the ideal mate?

137. Challenge Problem Solve: $\log_6(\log_2 x) = 1$

138. Challenge Problem Solve: $\log_2[\log_4(\log_3 x)] = 0$

139. Challenge Problem Solve: $\log_3 9^{2x+3} = x^2 + 1$

Explaining Concepts: Discussion and Writing

- Is there any function of the form $y = x^\alpha$, $0 < \alpha < 1$, that increases more slowly than a logarithmic function whose base is greater than 1? Explain.
- In the definition of the logarithmic function, the base a is not allowed to equal 1. Why?
- Critical Thinking** In buying a new car, one consideration might be how well the price of the car holds up over time. Different makes of cars have different depreciation rates. One way to compute a depreciation rate for a car is given here. Suppose that the current prices of a certain automobile are as shown in the table.


	Age in Years				
New	1	2	3	4	5
\$38,000	\$36,600	\$32,400	\$28,750	\$25,400	\$21,200

Use the formula $\text{New} = \text{Old}(e^{Rt})$ to find R , the annual depreciation rate, for a specific time t . When might be the best time to trade in the car? Consult the NADA ("blue") book and compare two like models that you are interested in. Which has the better depreciation rate?

Retain Your Knowledge

Problems 143–152 are based on material learned earlier in the course. The purpose of these problems is to keep the material fresh in your mind so that you are better prepared for the final exam.

143. Find the real zeros of $g(x) = 4x^4 - 37x^2 + 9$. What are the x -intercepts of the graph of g ?

 **144.** Find the average rate of change of $f(x) = 9^x$ from $\frac{1}{2}$ to 1.

145. Use the Intermediate Value Theorem to show that the function $f(x) = 4x^3 - 2x^2 - 7$ has a real zero in the interval $[1, 2]$.
146. A complex polynomial function f of degree 4 with real coefficients has the zeros $-1, 2,$ and $3 - i$. Find the remaining zero(s) of f . Then find a polynomial function that has the zeros.
147. Solve: $2x^2 - 7x - 1 = 0$
148. Find an equation of the line that contains the points $(0, 1)$ and $(8, -4)$. Write the equation in general form.
149. Solve: $|2x + 17| = 45$
150. **Forensic Science** The relationship between the height H of an adult female and the length x of her tibia, in centimeters, is estimated by the linear model $H(x) = 2.90x + 61.53$. If incomplete skeletal remains of an adult female include a tibia measuring 30.9 centimeters, estimate the height of the female. Round to the nearest tenth.
151. For $f(x) = x^3$, find $\frac{f(x) - f(2)}{x - 2}$.
152. Factor completely:
 $(x + 5)^4 \cdot 7(x - 3)^6 + (x - 3)^7 \cdot 4(x + 5)^3$

'Are You Prepared?' Answers

1. (a) $x \leq 3$ (b) $x < -2$ or $x > 3$ 2. $x < -4$ or $x > 1$

5.5 Properties of Logarithms

- OBJECTIVES**
- 1 Work with the Properties of Logarithms (p. 309)
 - 2 Write a Logarithmic Expression as a Sum or Difference of Logarithms (p. 311)
 - 3 Write a Logarithmic Expression as a Single Logarithm (p. 312)
 - 4 Evaluate Logarithms Whose Base Is Neither 10 Nor e (p. 313)

1 Work with the Properties of Logarithms

Logarithms have some very useful properties that can be derived directly from the definition and the laws of exponents.

EXAMPLE 1

Establishing Properties of Logarithms

- (a) Show that $\log_a 1 = 0$. (b) Show that $\log_a a = 1$.

Solution (a) This fact was established when we graphed $y = \log_a x$ (see Figure 30 on page 298). To show the result algebraically, let $y = \log_a 1$. Then

$$\begin{aligned} y &= \log_a 1 \\ a^y &= 1 && \text{Change to exponential form.} \\ a^y &= a^0 && a^0 = 1 \text{ since } a > 0, a \neq 1 \\ y &= 0 && \text{Equate exponents.} \\ \log_a 1 &= 0 && y = \log_a 1 \end{aligned}$$

(b) Let $y = \log_a a$. Then

$$\begin{aligned} y &= \log_a a \\ a^y &= a && \text{Change to exponential form.} \\ a^y &= a^1 && a = a^1 \\ y &= 1 && \text{Equate exponents.} \\ \log_a a &= 1 && y = \log_a a \end{aligned}$$

To summarize:

$$\log_a 1 = 0 \quad \log_a a = 1$$

THEOREM Properties of Logarithms

In these properties, M and a are positive real numbers, $a \neq 1$, and r is any real number.

- The number $\log_a M$ is the exponent to which a must be raised to obtain M . That is,

$$a^{\log_a M} = M \quad (1)$$

- The logarithm with base a of a raised to a power equals that power. That is,

$$\log_a a^r = r \quad (2)$$

The proof uses the fact that $y = a^x$ and $y = \log_a x$ are inverse functions.

Proof of Property (1) For inverse functions,

$$f(f^{-1}(x)) = x \quad \text{for all } x \text{ in the domain of } f^{-1}$$

Use $f(x) = a^x$ and $f^{-1}(x) = \log_a x$ to find

$$f(f^{-1}(x)) = a^{\log_a x} = x \quad \text{for } x > 0$$

Now let $x = M$ to obtain $a^{\log_a M} = M$, where $M > 0$. ■

Proof of Property (2) For inverse functions,

$$f^{-1}(f(x)) = x \quad \text{for all } x \text{ in the domain of } f$$

Use $f(x) = a^x$ and $f^{-1}(x) = \log_a x$ to find

$$f^{-1}(f(x)) = \log_a a^x = x \quad \text{for all real numbers } x$$

Now let $x = r$ to obtain $\log_a a^r = r$, where r is any real number. ■

EXAMPLE 2**Using Properties of Logarithms (1) and (2)**

$$(a) 2^{\log_2 \pi} = \pi \quad (b) \log_{0.2} 0.2^{-\sqrt{2}} = -\sqrt{2} \quad (c) \ln e^{kt} = kt$$

 **Now Work PROBLEM 15**

Other useful properties of logarithms are given next.

THEOREM Properties of Logarithms

In these properties, M , N , and a are positive real numbers, $a \neq 1$, and r is any real number.

The Log of a Product Equals the Sum of the Logs

$$\log_a(MN) = \log_a M + \log_a N \quad (3)$$

The Log of a Quotient Equals the Difference of the Logs

$$\log_a\left(\frac{M}{N}\right) = \log_a M - \log_a N \quad (4)$$

The Log of a Power Equals the Product of the Power and the Log

$$\log_a M^r = r \log_a M \quad (5)$$

$$a^r = e^{r \ln a} \quad (6)$$

We prove properties (3), (5), and (6) and leave the proof of property (4) as an exercise (see Problem 109).

Proof of Property (3) Let $A = \log_a M$ and let $B = \log_a N$. These expressions are equivalent to the exponential expressions

$$a^A = M \quad \text{and} \quad a^B = N$$

Now

$$\begin{aligned} \log_a(MN) &= \log_a(a^A a^B) && \text{Law of Exponents} \\ &= A + B && \text{Property (2) of logarithms} \\ &= \log_a M + \log_a N \end{aligned}$$

Proof of Property (5) Let $A = \log_a M$. This expression is equivalent to

$$a^A = M$$

Now

$$\begin{aligned} \log_a M^r &= \log_a(a^A)^r && \text{Law of Exponents} \\ &= rA && \text{Property (2) of logarithms} \\ &= r \log_a M \end{aligned}$$

Proof of Property (6) Property (1), with $a = e$, gives

$$e^{\ln M} = M$$

Now let $M = a^r$ and use property (5).

$$e^{\ln a^r} = e^{r \ln a} = a^r$$

 **Now Work** PROBLEM 19

2 Write a Logarithmic Expression as a Sum or Difference of Logarithms



Logarithms can be used to transform products into sums, quotients into differences, and powers into factors. Such transformations are useful in certain calculus problems.

EXAMPLE 3

Writing a Logarithmic Expression as a Sum of Logarithms

Write $\log_a(x\sqrt{x^2+1})$, $x > 0$, as a sum of logarithms. Express all powers as factors.

Solution

$$\begin{aligned} \log_a(x\sqrt{x^2+1}) &= \log_a x + \log_a \sqrt{x^2+1} && \log_a(M \cdot N) = \log_a M + \log_a N \\ &= \log_a x + \log_a(x^2+1)^{1/2} \\ &= \log_a x + \frac{1}{2} \log_a(x^2+1) && \log_a M^r = r \log_a M \end{aligned}$$

EXAMPLE 4

Writing a Logarithmic Expression as a Difference of Logarithms

Write

$$\ln \frac{x^2}{(x-1)^3} \quad x > 1$$

as a difference of logarithms. Express all powers as factors.

Solution

$$\begin{aligned} \ln \frac{x^2}{(x-1)^3} &= \ln x^2 - \ln(x-1)^3 = 2 \ln x - 3 \ln(x-1) \\ \log_a \left(\frac{M}{N} \right) &= \log_a M - \log_a N && \log_a M^r = r \log_a M \end{aligned}$$

EXAMPLE 5

Writing a Logarithmic Expression as a Sum and Difference of Logarithms

Write

$$\log_a \frac{\sqrt{x^2 + 1}}{x^3(x + 1)^4} \quad x > 0$$

as a sum and difference of logarithms. Express all powers as factors.

Solution

$$\begin{aligned} \log_a \frac{\sqrt{x^2 + 1}}{x^3(x + 1)^4} &= \log_a \sqrt{x^2 + 1} - \log_a [x^3(x + 1)^4] && \text{Property (4)} \\ &= \log_a \sqrt{x^2 + 1} - [\log_a x^3 + \log_a (x + 1)^4] && \text{Property (3)} \\ &= \log_a (x^2 + 1)^{1/2} - \log_a x^3 - \log_a (x + 1)^4 \\ &= \frac{1}{2} \log_a (x^2 + 1) - 3 \log_a x - 4 \log_a (x + 1) && \text{Property (5)} \end{aligned}$$

WARNING In using properties (3) through (5), be careful about the values that the variable may assume. For example, the domain of the variable for $\log_a x$ is $x > 0$ and for $\log_a (x - 1)$ is $x > 1$. If these expressions are added, the domain is $x > 1$. That is, $\log_a x + \log_a (x - 1) = \log_a [x(x - 1)]$ is true only for $x > 1$.

 **Now Work** PROBLEM 51

3 Write a Logarithmic Expression as a Single Logarithm

Another use of properties (3) through (5) is to write sums and/or differences of logarithms with the same base as a single logarithm. This skill is needed to solve certain logarithmic equations discussed in the next section.

EXAMPLE 6

Writing Expressions as a Single Logarithm

Write each of the following as a single logarithm.

(a) $\log_a 7 + 4 \log_a 3$ (b) $\frac{2}{3} \ln 8 - \ln(5^2 - 1)$

(c) $\log_a x + \log_a 9 + \log_a (x^2 + 1) - \log_a 5$

Solution

$$\begin{aligned} \text{(a)} \quad \log_a 7 + 4 \log_a 3 &= \log_a 7 + \log_a 3^4 && r \log_a M = \log_a M^r \\ &= \log_a 7 + \log_a 81 \\ &= \log_a (7 \cdot 81) && \log_a M + \log_a N = \log_a (M \cdot N) \\ &= \log_a 567 \\ \text{(b)} \quad \frac{2}{3} \ln 8 - \ln(5^2 - 1) &= \ln 8^{2/3} - \ln(25 - 1) && r \log_a M = \log_a M^r \\ &= \ln 4 - \ln 24 && 8^{2/3} = (\sqrt[3]{8})^2 = 2^2 = 4 \\ &= \ln \left(\frac{4}{24} \right) && \log_a M - \log_a N = \log_a \left(\frac{M}{N} \right) \\ &= \ln \left(\frac{1}{6} \right) \\ &= \ln 1 - \ln 6 \\ &= -\ln 6 && \ln 1 = 0 \end{aligned}$$

$$\begin{aligned} \text{(c)} \quad \log_a x + \log_a 9 + \log_a (x^2 + 1) - \log_a 5 &= \log_a (9x) + \log_a (x^2 + 1) - \log_a 5 \\ &= \log_a [9x(x^2 + 1)] - \log_a 5 \\ &= \log_a \left[\frac{9x(x^2 + 1)}{5} \right] \end{aligned}$$

WARNING A common error that some students make is to express the logarithm of a sum as the sum of logarithms.

$$\log_a(M + N) \text{ is not equal to } \log_a M + \log_a N$$

Correct statement $\log_a(MN) = \log_a M + \log_a N$ **Property (3)**

Another common error is to express the difference of logarithms as the quotient of logarithms.

$$\log_a M - \log_a N \text{ is not equal to } \frac{\log_a M}{\log_a N}$$

Correct statement $\log_a M - \log_a N = \log_a\left(\frac{M}{N}\right)$ **Property (4)**

A third common error is to express a logarithm raised to a power as the product of the power times the logarithm.

$$(\log_a M)^r \text{ is not equal to } r \log_a M$$

Correct statement $\log_a M^r = r \log_a M$ **Property (5)** ■

 **Now Work** PROBLEMS 57 AND 63

Two other important properties of logarithms are consequences of the fact that the logarithmic function $y = \log_a x$ is a one-to-one function.

THEOREM Properties of Logarithms

In these properties, M , N , and a are positive real numbers, $a \neq 1$.

- If $M = N$, then $\log_a M = \log_a N$. **(7)**
- If $\log_a M = \log_a N$, then $M = N$. **(8)**

Property (7) is used as follows: Starting with the equation $M = N$, “take the logarithm of both sides” to obtain $\log_a M = \log_a N$.

Properties (7) and (8) are useful for solving *exponential and logarithmic equations*, a topic discussed in the next section.

4 Evaluate Logarithms Whose Base Is Neither 10 Nor e

Logarithms with base 10—common logarithms—were used to facilitate arithmetic computations before the widespread use of calculators. (See the Historical Feature at the end of this section.) Natural logarithms—that is, logarithms whose base is the number e —remain very important because they arise frequently in the study of natural phenomena.


Common logarithms are usually abbreviated by writing **log**, with the base understood to be 10, just as natural logarithms are abbreviated by **ln**, with the base understood to be e .

Most calculators have both $\boxed{\log}$ and $\boxed{\ln}$ keys to calculate the common logarithm and the natural logarithm of a number, respectively. Let’s look at an example to see how to approximate logarithms having a base other than 10 or e .

EXAMPLE 7

Approximating a Logarithm Whose Base Is Neither 10 Nor e

Approximate $\log_2 7$. Round the answer to four decimal places.

 **COMMENT** We can use the Change-of-Base Formula to graph logarithmic functions when the base is different from e or 10 . For example, to graph $y = \log_2 x$, graph either $y = \frac{\ln x}{\ln 2}$ or $y = \frac{\log x}{\log 2}$. ■

 **Now Work** PROBLEM 79

SUMMARY

Properties of Logarithms

In the list that follows, a, b, M, N , and r are real numbers. Also, $a > 0, a \neq 1, b > 0, b \neq 1, M > 0$, and $N > 0$.

Definition

$$y = \log_a x \text{ if and only if } x = a^y$$

Properties of logarithms

- $\log_a 1 = 0$
- $a^{\log_a M} = M$
- $\log_a(MN) = \log_a M + \log_a N$
- If $M = N$, then $\log_a M = \log_a N$.
- $\log_a a = 1$
- $\log_a a^r = r$
- $\log_a \left(\frac{M}{N}\right) = \log_a M - \log_a N$
- If $\log_a M = \log_a N$, then $M = N$.
- $\log_a M^r = r \log_a M$
- $a^r = e^{r \ln a}$

Change-of-Base Formula

$$\log_a M = \frac{\log_b M}{\log_b a}$$

Historical Feature



John Napier
(1550–1617)

Logarithms were invented about 1590 by John Napier (1550–1617) and Joost Bürgi (1552–1632), working independently. Napier, whose work had the greater influence, was a Scottish lord, a secretive man whose neighbors were inclined to believe him to be in league with the devil. His approach to logarithms was very different from ours; it was based on the relationship between arithmetic and geometric sequences, discussed in a later chapter, and not on the inverse function relationship of logarithms to exponential

functions (described in Section 5.4). Napier's tables, published in 1614, listed what would now be called *natural logarithms* of sines and were rather difficult to use. A London professor, Henry Briggs, became interested in the tables and visited Napier. In their conversations, they developed the idea of common logarithms, which were published in 1617. The importance of this tool for calculation was immediately recognized, and by 1650 common logarithms were being printed as far away as China. They remained an important calculation tool until the advent of inexpensive handheld calculators in about 1972, which has decreased their calculational—but not their theoretical—importance.

A side effect of the invention of logarithms was the popularization of the decimal system of notation for real numbers.




5.5 Assess Your Understanding

Concepts and Vocabulary

1. $\log_a 1 =$ _____
2. $a^{\log_a M} =$ _____
3. $\log_a a^r =$ _____
4. $\log_a(MN) =$ _____ + _____
5. $\log_a\left(\frac{M}{N}\right) =$ _____ - _____
6. $\log_a M^r =$ _____
7. If $\log_8 M = \frac{\log_5 7}{\log_5 8}$, then $M =$ _____.
8. **True or False** $\ln(x+3) - \ln(2x) = \frac{\ln(x+3)}{\ln(2x)}$
9. **True or False** $\log_2(3x^4) = 4 \log_2(3x)$
10. **True or False** $\log\left(\frac{2}{3}\right) = \frac{\log 2}{\log 3}$
11. **Multiple Choice** Choose the expression equivalent to 2^x .
(a) e^{2x} (b) $e^{x \ln 2}$ (c) $e^{\log_2 x}$ (d) $e^{2 \ln x}$
12. **Multiple Choice** Writing $\log_a x - \log_a y + 2 \log_a z$ as a single logarithm results in which of the following?
(a) $\log_a(x - y + 2z)$ (b) $\log_a\left(\frac{xz^2}{y}\right)$
(c) $\log_a\left(\frac{2xz}{y}\right)$ (d) $\log_a\left(\frac{x}{yz^2}\right)$

Skill Building


In Problems 13–28, use properties of logarithms to find the exact value of each expression. Do not use a calculator.

- | | | | |
|-------------------------------|-------------------------------|---|-------------------------------|
| 13. $\log_7 7^{29}$ | 14. $\log_2 2^{-13}$ |  15. $\ln e^{-4}$ | 16. $\ln e^{\sqrt{2}}$ |
| 17. $9^{\log_9 13}$ | 18. $e^{\ln 8}$ |  19. $\log_8 2 + \log_8 4$ | 20. $\log_6 9 + \log_6 4$ |
| 21. $\log_5 35 - \log_5 7$ | 22. $\log_8 16 - \log_8 2$ |  23. $\log_2 6 \cdot \log_6 8$ | 24. $\log_3 8 \cdot \log_8 9$ |
| 25. $4^{\log_4 6 - \log_4 5}$ | 26. $5^{\log_5 6 + \log_5 7}$ | 27. $e^{\log_e 2^{16}}$ | 28. $e^{\log_e 2^9}$ |



In Problems 29–36, suppose that $\ln 2 = a$ and $\ln 3 = b$. Use properties of logarithms to write each logarithm in terms of a and b .

- | | | | |
|-------------|-----------------------|-----------------------|---------------------------------|
| 29. $\ln 6$ | 30. $\ln \frac{2}{3}$ | 31. $\ln 1.5$ | 32. $\ln 0.5$ |
| 33. $\ln 8$ | 34. $\ln 27$ | 35. $\ln \sqrt[5]{6}$ | 36. $\ln \sqrt[4]{\frac{2}{3}}$ |

In Problems 37–56, write each expression as a sum and/or difference of logarithms. Express powers as factors.

- | | | | |
|--|--|--|------------------|
| 37. $\log_6 36x$ | 38. $\log_3 \frac{x}{9}$ | 39. $\log_5 y^6$ | 40. $\log_7 x^5$ |
| 41. $\ln(ex)$ | 42. $\ln \frac{e}{x}$ | 43. $\ln \frac{x}{e^x}$ | 44. $\ln(xe^x)$ |
| 45. $\log_a(u^2 v^3) \quad u > 0, v > 0$ | 46. $\log_2 \left(\frac{a}{b^2} \right) \quad a > 0, b > 0$ | 47. $\ln(x^2 \sqrt{1-x}) \quad 0 < x < 1$ | |
| 48. $\ln(x\sqrt{1+x^2}) \quad x > 0$ | 49. $\log_2 \left(\frac{x^3}{x-3} \right) \quad x > 3$ | 50. $\log_5 \left(\frac{\sqrt[3]{x^2+1}}{x^2-1} \right) \quad x > 1$ | |
|  51. $\log \left[\frac{x(x+2)}{(x+3)^2} \right] \quad x > 0$ | 52. $\log \left[\frac{x^3 \sqrt{x+1}}{(x-2)^2} \right] \quad x > 2$ | 53. $\ln \left[\frac{x^2 - x - 2}{(x+4)^2} \right]^{1/3} \quad x > 2$ | |
| 54. $\ln \left[\frac{(x-4)^2}{x^2-1} \right]^{2/3} \quad x > 4$ | 55. $\ln \frac{5x\sqrt{1+3x}}{(x-4)^3} \quad x > 4$ | 56. $\ln \left[\frac{5x^2 \sqrt[3]{1-x}}{4(x+1)^2} \right] \quad 0 < x < 1$ | |

In Problems 57–70, write each expression as a single logarithm.


- | | | |
|--|---|---|
|  57. $3 \log_5 u + 4 \log_5 v$ | 58. $2 \log_3 u - \log_3 v$ | 59. $\log_3 \sqrt{x} - \log_3 x^3$ |
| 60. $\log_2 \left(\frac{1}{x} \right) + \log_2 \left(\frac{1}{x^2} \right)$ | 61. $\log_4(x^2 - 1) - 5 \log_4(x + 1)$ | 62. $\log(x^2 + 3x + 2) - 2 \log(x + 1)$ |
|  63. $\ln \left(\frac{x}{x-1} \right) + \ln \left(\frac{x+1}{x} \right) - \ln(x^2 - 1)$ | 64. $\log \left(\frac{x^2 + 2x - 3}{x^2 - 4} \right) - \log \left(\frac{x^2 + 7x + 6}{x + 2} \right)$ | 65. $8 \log_2 \sqrt{3x-2} - \log_2 \left(\frac{4}{x} \right) + \log_2 4$ |
| 66. $21 \log_3 \sqrt[3]{x} + \log_3(9x^2) - \log_3 9$ | 67. $2 \log_a(5x^3) - \frac{1}{2} \log_a(2x + 3)$ | 68. $\frac{1}{3} \log(x^3 + 1) + \frac{1}{2} \log(x^2 + 1)$ |
| 69. $2 \log_2(x + 1) - \log_2(x + 3) - \log_2(x - 1)$ | 70. $3 \log_5(3x + 1) - 2 \log_5(2x - 1) - \log_5 x$ | |

In Problems 71–78, use the Change-of-Base Formula and a calculator to evaluate each logarithm. Round your answer to three decimal places.

- | | | | |
|---|-------------------------|---------------------|---------------------------|
|  71. $\log_3 21$ | 72. $\log_5 18$ | 73. $\log_{1/3} 71$ | 74. $\log_{1/2} 15$ |
| 75. $\log_{\sqrt{2}} 7$ | 76. $\log_{\sqrt{5}} 8$ | 77. $\log_{\pi} e$ | 78. $\log_{\pi} \sqrt{2}$ |



In Problems 79–84, graph each function using a graphing utility and the Change-of-Base Formula.

- | | | |
|--|-----------------------------|-----------------------------|
|  79. $y = \log_4 x$ | 80. $y = \log_5 x$ | 81. $y = \log_2(x + 2)$ |
| 82. $y = \log_4(x - 3)$ | 83. $y = \log_{x-1}(x + 1)$ | 84. $y = \log_{x+2}(x - 2)$ |

85. **Mixed Practice** If $f(x) = \ln x$, $g(x) = e^x$, and $h(x) = x^2$, find:

- $(f \circ g)(x)$. What is the domain of $f \circ g$?
- $(g \circ f)(x)$. What is the domain of $g \circ f$?
- $(f \circ g)(5)$
- $(f \circ h)(x)$. What is the domain of $f \circ h$?
- $(f \circ h)(e)$

86. **Mixed Practice** If $f(x) = \log_2 x$, $g(x) = 2^x$, and $h(x) = 4x$, find:

- $(f \circ g)(x)$. What is the domain of $f \circ g$?
- $(g \circ f)(x)$. What is the domain of $g \circ f$?
- $(f \circ g)(3)$
- $(f \circ h)(x)$. What is the domain of $f \circ h$?
- $(f \circ h)(8)$

Applications and Extensions

In Problems 87–96, express y as a function of x . The constant C is a positive number.

87. $\ln y = \ln x + \ln C$

89. $\ln y = \ln x + \ln(x + 1) + \ln C$

91. $\ln y = 3x + \ln C$

93. $\ln(y - 3) = -4x + \ln C$

95. $3 \ln y = \frac{1}{2} \ln(2x + 1) - \frac{1}{3} \ln(x + 4) + \ln C$

97. Find the value of $\log_2 3 \cdot \log_3 4 \cdot \log_4 5 \cdot \log_5 6 \cdot \log_6 7 \cdot \log_7 8$.

99. Find the value of $\log_2 3 \cdot \log_3 4 \cdot \cdots \cdot \log_n(n + 1) \cdot \log_{n+1} 2$.

101. Show that $\log_a(x + \sqrt{x^2 - 1}) + \log_a(x - \sqrt{x^2 - 1}) = 0$.

102. Show that $\log_a(\sqrt{x} + \sqrt{x - 1}) + \log_a(\sqrt{x} - \sqrt{x - 1}) = 0$.

103. Show that $\ln(1 + e^{2x}) = 2x + \ln(1 + e^{-2x})$.

104. **Difference Quotient** If $f(x) = \log_a x$, show that $\frac{f(x+h) - f(x)}{h} = \log_a \left(1 + \frac{h}{x}\right)^{1/h}$, $h \neq 0$.

105. If $f(x) = \log_a x$, show that $-f(x) = \log_{1/a} x$.

107. If $f(x) = \log_a x$, show that $f\left(\frac{1}{x}\right) = -f(x)$.

109. Show that $\log_a\left(\frac{M}{N}\right) = \log_a M - \log_a N$, where a, M , and N are positive real numbers and $a \neq 1$.

111. **Challenge Problem** Show that $\log_a b = \frac{1}{\log_b a}$, where a and b are positive real numbers, $a \neq 1$, and $b \neq 1$.

113. **Challenge Problem** Show that $\log_a b^m = \frac{m}{n} \log_a b$, where a, b, m , and n are positive real numbers, $a \neq 1$, and $b \neq 1$.

88. $\ln y = \ln(x + C)$

90. $\ln y = 2 \ln x - \ln(x + 1) + \ln C$

92. $\ln y = -2x + \ln C$

94. $\ln(y + 4) = 5x + \ln C$

96. $2 \ln y = -\frac{1}{2} \ln x + \frac{1}{3} \ln(x^2 + 1) + \ln C$

98. Find the value of $\log_2 4 \cdot \log_4 6 \cdot \log_6 8$.

100. Find the value of $\log_2 2 \cdot \log_2 4 \cdot \log_2 8 \cdot \cdots \cdot \log_2 2^n$.

106. If $f(x) = \log_a x$, show that $f(AB) = f(A) + f(B)$.

108. If $f(x) = \log_a x$, show that $f(x^a) = af(x)$.

110. Show that $\log_a\left(\frac{1}{N}\right) = -\log_a N$, where a and N are positive real numbers and $a \neq 1$.

112. **Challenge Problem** Show that $\log_{\sqrt{a}} m = \log_a m^2$, where a and m are positive real numbers and $a \neq 1$.

114. **Challenge Problem** Find n :

$$\log_2 3 \cdot \log_3 4 \cdot \log_4 5 \cdot \cdots \cdot \log_n(n + 1) = 10$$

Explaining Concepts: Discussion and Writing

115. Graph $Y_1 = \log(x^2)$ and $Y_2 = 2 \log(x)$ using a graphing utility. Are they equivalent? What might account for any differences in the two functions?

116. Write an example that illustrates why $(\log_a x)^r \neq r \log_a x$.

117. Write an example that illustrates why

$$\log_2(x + y) \neq \log_2 x + \log_2 y$$

118. Does $3^{\log_3(-5)} = -5$? Why or why not?

Retain Your Knowledge

Problems 119–128 are based on material learned earlier in the course. The purpose of these problems is to keep the material fresh in your mind so that you are better prepared for the final exam.

119. Use a graphing utility to solve $x^3 - 3x^2 - 4x + 8 = 0$. Round answers to two decimal places.

120. Without solving, determine the character of the solution of the quadratic equation $4x^2 - 28x + 49 = 0$ in the complex number system.

121. Find the real zeros of

$$f(x) = 5x^5 + 44x^4 + 116x^3 + 95x^2 - 4x - 4$$

122. Graph $f(x) = \sqrt{2 - x}$ using the techniques of shifting, compressing or stretching, and reflecting. State the domain and the range of f .

123. Find the domain of $f(x) = 2\sqrt{3 - 5x} - 4$.

124. Solve: $4|x + 1| - 9 < 23$

125. Find the vertex of $f(x) = -\frac{1}{2}x^2 + 4x + 5$, and determine if the graph is concave up or concave down.

126. Find the center and radius of the circle

$$x^2 - 10x + y^2 + 4y = 35$$

127. Find the average rate of change $f(x) = x^3$ from -1 to 3 .


128. Is the function $f(x) = \frac{5x^2 - 3x^4}{\sqrt[3]{x}}$ even, odd, or neither?

5.6 Logarithmic and Exponential Equations

PREPARING FOR THIS SECTION Before getting started, review the following:

- Using a Graphing Utility to Solve Equations (Section B.4, pp. B6–B8)
- Solving Quadratic Equations (Section A.6, pp. A47–A51)

 **Now Work** the 'Are You Prepared?' problems on page 322.

- OBJECTIVES**
- 1 Solve Logarithmic Equations (p. 318)
 - 2 Solve Exponential Equations (p. 320)
 - 3  Solve Logarithmic and Exponential Equations Using a Graphing Utility (p. 321)

1 Solve Logarithmic Equations

In Section 5.4, we solved logarithmic equations by changing a logarithmic expression to an exponential expression. That is, we used the definition of a logarithm:

$$y = \log_a x \quad \text{if and only if} \quad x = a^y \quad a > 0 \quad a \neq 1$$

For example, to solve the equation $\log_2(1 - 2x) = 3$, write the logarithmic equation as an equivalent exponential equation $1 - 2x = 2^3$ and solve for x .

$$\begin{aligned} \log_2(1 - 2x) &= 3 \\ 1 - 2x &= 2^3 && \text{Change to exponential form.} \\ -2x &= 7 && \text{Simplify.} \\ x &= -\frac{7}{2} && \text{Solve.} \end{aligned}$$

You should check this solution for yourself.

For most logarithmic equations, some manipulation of the equation (usually using properties of logarithms) is required to obtain a solution. Also, to avoid extraneous solutions with logarithmic equations, determine the domain of the variable first.

Let's begin with an example of a logarithmic equation that requires using the fact that a logarithmic function is a one-to-one function:

$$\text{If } \log_a M = \log_a N, \text{ then } M = N \quad M, N, \text{ and } a \text{ are positive and } a \neq 1$$

EXAMPLE 1

Solving a Logarithmic Equation

Solve: $2 \log_5 x = \log_5 9$

Solution

The domain of the variable in this equation is $x > 0$. Note that each logarithm has the same base, 5. Now use properties of logarithms to solve the equation.

$$\begin{aligned} 2 \log_5 x &= \log_5 9 \\ \log_5 x^2 &= \log_5 9 && r \log_a M = \log_a M^r \\ x^2 &= 9 && \text{If } \log_a M = \log_a N, \text{ then } M = N. \\ x &= 3 \quad \text{or} \quad x = -3 \end{aligned}$$

Since the domain of the variable is $x > 0$, -3 is extraneous and is discarded.

✓ **Check:** $2 \log_5 3 \stackrel{?}{=} \log_5 9$
 $\log_5 3^2 \stackrel{?}{=} \log_5 9$ $r \log_a M = \log_a M^r$
 $\log_5 9 = \log_5 9$

The solution set is $\{3\}$.

 **Now Work** PROBLEM 17

Often one or more properties of logarithms are needed to rewrite the equation as a single logarithm. In the next example, the log of a product property is used.

EXAMPLE 2

Solving a Logarithmic Equation

Solve: $\log_5(x + 6) + \log_5(x + 2) = 1$

Solution

The domain of the variable requires that $x + 6 > 0$ and $x + 2 > 0$, so $x > -6$ and $x > -2$. This means any solution must satisfy $x > -2$. To obtain an exact solution, first express the left side as a single logarithm. Then change the equation to an equivalent exponential equation.

$$\begin{aligned} \log_5(x + 6) + \log_5(x + 2) &= 1 \\ \log_5[(x + 6)(x + 2)] &= 1 && \log_a M + \log_a N = \log_a(MN) \\ (x + 6)(x + 2) &= 5^1 = 5 && \text{Change to exponential form.} \\ x^2 + 8x + 12 &= 5 && \text{Multiply out.} \\ x^2 + 8x + 7 &= 0 && \text{Place the quadratic equation in standard form.} \\ (x + 7)(x + 1) &= 0 && \text{Factor.} \\ x = -7 \quad \text{or} \quad x = -1 &&& \text{Use the Zero-Product Property.} \end{aligned}$$

WARNING A negative solution is not automatically extraneous. You must determine whether the potential solution causes the argument of any logarithmic expression in the equation to be negative or 0. ■

Only $x = -1$ satisfies the restriction that $x > -2$, so $x = -7$ is extraneous. The solution set is $\{-1\}$, which you should check.

 **Now Work** PROBLEM 25

EXAMPLE 3

Solving a Logarithmic Equation

Solve: $\ln x = \ln(x + 6) - \ln(x - 4)$

Solution

The domain of the variable requires that $x > 0$, $x + 6 > 0$, and $x - 4 > 0$. As a result, the domain of the variable here is $x > 4$. Begin the solution using the log of a difference property.

$$\begin{aligned} \ln x &= \ln(x + 6) - \ln(x - 4) \\ \ln x &= \ln\left(\frac{x + 6}{x - 4}\right) && \ln M - \ln N = \ln\left(\frac{M}{N}\right) \\ x &= \frac{x + 6}{x - 4} && \text{If } \ln M = \ln N, \text{ then } M = N. \\ x(x - 4) &= x + 6 && \text{Multiply both sides by } x - 4. \\ x^2 - 4x &= x + 6 && \text{Distribute.} \\ x^2 - 5x - 6 &= 0 && \text{Place the quadratic equation in standard form.} \\ (x - 6)(x + 1) &= 0 && \text{Factor.} \\ x = 6 \quad \text{or} \quad x = -1 &&& \text{Use the Zero-Product Property.} \end{aligned}$$

Because the domain of the variable is $x > 4$, discard -1 as extraneous. The solution set is $\{6\}$, which you should check.

WARNING In using properties of logarithms to solve logarithmic equations, avoid using the property $\log_a x^r = r \log_a x$, when r is even. The reason can be seen in this example:

Solve: $\log_3 x^2 = 4$

Solution: The domain of the variable x is all real numbers except 0.

$$\begin{array}{ll} \text{(a) } \log_3 x^2 = 4 & \text{(b) } \log_3 x^2 = 4 \quad \log_a x^r = r \log_a x \\ x^2 = 3^4 = 81 & \text{Change to exponential form.} \quad 2 \log_3 x = 4 \quad \text{Domain of variable is } x > 0. \\ x = -9 \text{ or } x = 9 & \log_3 x = 2 \\ & x = 9 \end{array}$$

Both -9 and 9 are solutions of $\log_3 x^2 = 4$ (as you can verify). The solution in part (b) does not find the solution -9 because the domain of the variable was further restricted due to the application of the property $\log_a x^r = r \log_a x$. ■

 **Now Work** PROBLEM 35

2 Solve Exponential Equations

In Sections 5.3 and 5.4, we solved exponential equations algebraically by expressing each side of the equation using the same base. That is, we used the one-to-one property of the exponential function:

$$\text{If } a^u = a^v, \text{ then } u = v \quad a > 0 \quad a \neq 1$$

For example, to solve the exponential equation $4^{2x+1} = 16$, notice that $16 = 4^2$ and use the one-to-one property to obtain the equation $2x + 1 = 2$, from which we find $x = \frac{1}{2}$.

Not all exponential equations can be expressed so that each side of the equation has the same base. For such equations, other techniques often can be used to obtain exact solutions.

EXAMPLE 4

Solving Exponential Equations

Solve: (a) $2^x = 5$ (b) $8 \cdot 3^x = 5$

Solution

(a) Because 5 cannot be written as an integer power of 2 ($2^2 = 4$ and $2^3 = 8$), write the exponential equation as the equivalent logarithmic equation.

$$2^x = 5$$

$$x = \log_2 5 = \frac{\ln 5}{\ln 2}$$

Change-of-Base Formula

Alternatively, the equation $2^x = 5$ can be solved by taking the natural logarithm (or common logarithm) of each side.

$$2^x = 5$$

$$\ln 2^x = \ln 5 \quad \text{If } M = N, \text{ then } \ln M = \ln N.$$

$$x \ln 2 = \ln 5 \quad \ln M^r = r \ln M$$

$$x = \frac{\ln 5}{\ln 2} \quad \text{Exact solution}$$

$$\approx 2.322 \quad \text{Approximate solution}$$

The solution set is $\left\{ \frac{\ln 5}{\ln 2} \right\}$.

(b) $8 \cdot 3^x = 5$

$$3^x = \frac{5}{8}$$

Solve for 3^x .

$$x = \log_3\left(\frac{5}{8}\right) = \frac{\ln\left(\frac{5}{8}\right)}{\ln 3}$$

Exact solution

$$\approx -0.428$$

Approximate solution

$$\text{The solution set is } \left\{ \frac{\ln\left(\frac{5}{8}\right)}{\ln 3} \right\}.$$

 **Now Work** PROBLEM 47
EXAMPLE 5**Solving an Exponential Equation**

Solve: $5^{x-2} = 3^{3x+2}$

Solution

In this equation, the bases are 3 and 5, and we cannot express one as a power of the other as we did in Section 5.3 (pp. 288–289). Instead begin by taking the natural logarithm of both sides and then use the fact that $\ln M^r = r \ln M$. This results in an equation we know how to solve.

$$5^{x-2} = 3^{3x+2}$$

$$\ln 5^{x-2} = \ln 3^{3x+2}$$

If $M = N$, $\ln M = \ln N$.

$$(x-2) \ln 5 = (3x+2) \ln 3$$

 $\ln M^r = r \ln M$

$$(\ln 5)x - 2 \ln 5 = (3 \ln 3)x + 2 \ln 3$$

Distribute.

$$(\ln 5)x - (3 \ln 3)x = 2 \ln 3 + 2 \ln 5$$

Place terms involving x on the left.

$$(\ln 5 - 3 \ln 3)x = 2(\ln 3 + \ln 5)$$

Factor.

$$x = \frac{2(\ln 3 + \ln 5)}{\ln 5 - 3 \ln 3}$$

Exact solution

$$\approx -3.212$$

Approximate solution

$$\text{The solution set is } \left\{ \frac{2(\ln 3 + \ln 5)}{\ln 5 - 3 \ln 3} \right\}.$$

NOTE Because of the properties of logarithms, exact solutions involving logarithms often can be expressed in multiple ways. For example, the solution to $5^{x-2} = 3^{3x+2}$ from Example 5 can be expressed equivalently as $\frac{2 \ln 15}{\ln 5 - \ln 27}$ or as $\frac{\ln 225}{\ln\left(\frac{5}{27}\right)}$, among others. Do you see why? ■

 **Now Work** PROBLEM 57
EXAMPLE 6**Solving an Exponential Equation That Is Quadratic in Form**

Solve: $4^x - 2^x - 12 = 0$

Solution

Note that $4^x = (2^2)^x = 2^{2x} = (2^x)^2$, so the equation is quadratic in form and can be written as

$$(2^x)^2 - 2^x - 12 = 0 \quad \text{Let } u = 2^x; \text{ then } u^2 - u - 12 = 0.$$

Now factor as usual.

$$(2^x - 4)(2^x + 3) = 0 \quad (u - 4)(u + 3) = 0$$

$$2^x - 4 = 0 \quad \text{or} \quad 2^x + 3 = 0 \quad u - 4 = 0 \quad \text{or} \quad u + 3 = 0$$

$$2^x = 4 \quad 2^x = -3 \quad u = 2^x = 4 \quad u = 2^x = -3$$

The equation on the left has the solution $x = 2$; the equation on the right has no solution, since $2^x > 0$ for all x . The solution set is $\{2\}$.

 **Now Work** PROBLEM 65

 **3 Solve Logarithmic and Exponential Equations Using a Graphing Utility**


The algebraic techniques introduced in this section to obtain exact solutions can be used to solve only certain types of logarithmic and exponential equations. Solutions for other types are generally studied in calculus, using numerical methods. For such types, we can use a graphing utility to approximate the solution.

EXAMPLE 7

Solving Equations Using a Graphing Utility

Solve: $x + e^x = 2$

Express the solution(s) rounded to two decimal places.

Solution

The solution is found using a TI-84 Plus C by graphing $Y_1 = x + e^x$ and $Y_2 = 2$ as shown in Figure 40(a). Note that because Y_1 is an increasing function (do you know why?), there is only one point of intersection for Y_1 and Y_2 . Using the INTERSECT command reveals that the solution is 0.44, rounded to two decimal places. Figure 40(b) shows the solution using Desmos.

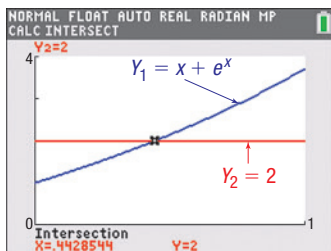
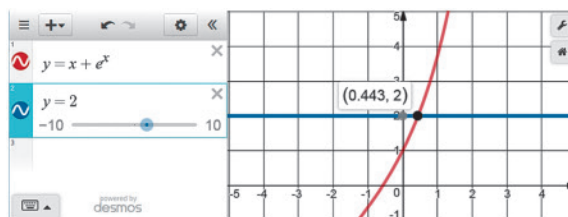


Figure 40 (a) TI-84 Plus C



(b) Desmos


 **Now Work** PROBLEM 75


5.6 Assess Your Understanding

'Are You Prepared?' Answers are given at the end of these exercises. If you get a wrong answer, read the pages listed in red.

1. Solve $x^2 - 7x - 30 = 0$. (pp. A47–A51)

2. Solve $(x + 3)^2 - 4(x + 3) + 3 = 0$. (pp. A47–A51)

 3. Approximate the solution(s) to $x^3 = x^2 - 5$ using a graphing utility. (pp. B6–B8)

 4. Approximate the solution(s) to $x^3 - 2x + 2 = 0$ using a graphing utility. (pp. B6–B8)

Skill Building

In Problems 5–44, solve each logarithmic equation. Express irrational solutions in exact form.

5. $\log_4 x = 2$

6. $\log(x + 6) = 1$

7. $\log_2(5x) = 4$

8. $\log_3(3x - 1) = 2$

9. $\log_4(x + 4) = \log_4 15$

10. $\log_5(2x + 3) = \log_5 3$

11. $\log_4|x| = 3$


12. $\log_2|x - 7| = 4$

13. $\log_5|2x - 1| = \log_5 13$

14. $\log_9|3x + 4| = \log_9|5x - 12|$

15. $\frac{1}{2} \log_7 x = 3 \log_7 2$

16. $-2 \log_4 x = \log_4 9$

 17. $3 \log_2 x = -\log_2 27$

18. $2 \log_5 x = 3 \log_5 4$

19. $2 \log_6(x - 5) + \log_6 9 = 2$


20. $2 \log_3(x + 4) - \log_3 9 = 2$

21. $\log x + \log(x + 15) = 2$

22. $\log x + \log(x - 21) = 2$

23. $\log(7x + 6) = 1 + \log(x - 1)$

24. $\log(2x) - \log(x - 3) = 1$

 25. $\log_2(x + 7) + \log_2(x + 8) = 1$

26. $\log_6(x + 4) + \log_6(x + 3) = 1$

27. $\log_8(x + 6) = 1 - \log_8(x + 4)$

28. $\log_5(x + 3) = 1 - \log_5(x - 1)$

29. $\ln x + \ln(x + 2) = 4$


30. $\ln(x + 1) - \ln x = 2$

31. $\log_9(x + 8) + \log_9(x + 7) = 2$

32. $\log_2(x + 1) + \log_2(x + 7) = 3$

33. $\log_{1/3}(x^2 + x) - \log_{1/3}(x^2 - x) = -1$

34. $\log_4(x^2 - 9) - \log_4(x + 3) = 3$

 35. $\log_a(x - 1) - \log_a(x + 6) = \log_a(x - 2) - \log_a(x + 3)$

36. $\log_a x + \log_a(x - 2) = \log_a(x + 4)$

37. $2 \log_5(x - 3) - \log_5 8 = \log_5 2$

38. $\log_3 x - 2 \log_3 5 = \log_3(x + 1) - 2 \log_3 10$

39. $2 \log_6(x + 2) = 3 \log_6 2 + \log_6 4$

40. $3(\log_7 x - \log_7 2) = 2 \log_7 4$

41. $2 \log_{13}(x + 2) = \log_{13}(4x + 7)$

42. $\log(x - 1) = \frac{1}{3} \log 2$

43. $(\log_3 x)^2 - 3 \log_3 x = 10$

44. $\ln x - 3\sqrt{\ln x} + 2 = 0$

In Problems 45–72, solve each exponential equation. Express irrational solutions in exact form.

45. $2^{x-5} = 8$

46. $5^{-x} = 25$

47. $2^x = 10$

48. $3^x = 14$

49. $8^{-x} = 1.2$

50. $2^{-x} = 1.5$

51. $5(2^{3x}) = 8$

52. $0.3(4^{0.2x}) = 0.2$

53. $3^{1-2x} = 4^x$

54. $2^{x+1} = 5^{1-2x}$

55. $\left(\frac{3}{5}\right)^x = 7^{1-x}$

56. $\left(\frac{4}{3}\right)^{1-x} = 5^x$

57. $1.2^x = (0.5)^{-x}$

58. $0.3^{1+x} = 1.7^{2x-1}$

59. $\pi^{1-x} = e^x$

60. $e^{x+3} = \pi^x$

61. $2^{2x} + 2^x - 12 = 0$

62. $3^{2x} + 3^x - 2 = 0$

63. $3^{2x} + 3^{x+1} - 4 = 0$

64. $2^{2x} + 2^{x+2} - 12 = 0$

65. $16^x + 4^{x+1} - 3 = 0$

66. $9^x - 3^{x+1} + 1 = 0$

67. $25^x - 8 \cdot 5^x = -16$


68. $36^x - 6 \cdot 6^x = -9$

69. $3 \cdot 4^x + 4 \cdot 2^x + 8 = 0$

70. $2 \cdot 49^x + 11 \cdot 7^x + 5 = 0$

71. $4^x - 10 \cdot 4^{-x} = 3$

72. $3^x - 14 \cdot 3^{-x} = 5$

 In Problems 73–86, use a graphing utility to solve each equation. Express your answer rounded to two decimal places.

73. $\log_5(x+1) - \log_4(x-2) = 1$

74. $\log_2(x-1) - \log_6(x+2) = 2$

75. $e^x = -x$

76. $e^{2x} = x + 2$

77. $e^x = x^2$

78. $e^x = x^3$

79. $\ln x = -x$

80. $\ln(2x) = -x + 2$

81. $\ln x = x^3 - 1$

82. $\ln x = -x^2$

83. $e^x + \ln x = 4$

84. $e^x - \ln x = 4$

85. $e^{-x} = \ln x$

86. $e^{-x} = -\ln x$

Applications and Extensions

87. $f(x) = \log_2(x+3)$ and $g(x) = \log_2(3x+1)$.

- Solve $f(x) = 3$. What point is on the graph of f ?
- Solve $g(x) = 4$. What point is on the graph of g ?
- Solve $f(x) = g(x)$. Do the graphs of f and g intersect? If so, where?
- Solve $(f+g)(x) = 7$.
- Solve $(f-g)(x) = 2$.

88. $f(x) = \log_3(x+5)$ and $g(x) = \log_3(x-1)$.

- Solve $f(x) = 2$. What point is on the graph of f ?
- Solve $g(x) = 3$. What point is on the graph of g ?
- Solve $f(x) = g(x)$. Do the graphs of f and g intersect? If so, where?
- Solve $(f+g)(x) = 3$.
- Solve $(f-g)(x) = 2$.

89. (a) If $f(x) = 3^{x+1}$ and $g(x) = 2^{x+2}$, graph f and g on the same Cartesian plane.

- Find the point(s) of intersection of the graphs of f and g by solving $f(x) = g(x)$. Round answers to three decimal places. Label any intersection points on the graph drawn in part (a).
- Based on the graph, solve $f(x) > g(x)$.

90. (a) If $f(x) = 5^{x-1}$ and $g(x) = 2^{x+1}$, graph f and g on the same Cartesian plane.

- Find the point(s) of intersection of the graphs of f and g by solving $f(x) = g(x)$. Label any intersection points on the graph drawn in part (a).
- Based on the graph, solve $f(x) > g(x)$.

91. (a) Graph $f(x) = 3^x$ and $g(x) = 10$ on the same Cartesian plane.

- Shade the region bounded by the y -axis, $f(x) = 3^x$, and $g(x) = 10$ on the graph drawn in part (a).
- Solve $f(x) = g(x)$ and label the point of intersection on the graph drawn in part (a).

92. (a) Graph $f(x) = 2^x$ and $g(x) = 12$ on the same Cartesian plane.

- Shade the region bounded by the y -axis, $f(x) = 2^x$, and $g(x) = 12$ on the graph drawn in part (a).
- Solve $f(x) = g(x)$ and label the point of intersection on the graph drawn in part (a).

93. (a) Graph $f(x) = 2^{x+1}$ and $g(x) = 2^{-x+2}$ on the same Cartesian plane.

- Shade the region bounded by the y -axis, $f(x) = 2^{x+1}$, and $g(x) = 2^{-x+2}$ on the graph drawn in part (a).
- Solve $f(x) = g(x)$ and label the point of intersection on the graph drawn in part (a).

94. (a) Graph $f(x) = 3^{-x+1}$ and $g(x) = 3^{x-2}$ on the same Cartesian plane.

- Shade the region bounded by the y -axis, $f(x) = 3^{-x+1}$, and $g(x) = 3^{x-2}$ on the graph drawn in part (a).
- Solve $f(x) = g(x)$ and label the point of intersection on the graph drawn in part (a).

95. (a) Graph $f(x) = 2^x - 4$.

- Find the zero of f .
- Based on the graph, solve $f(x) < 0$.

96. (a) Graph $g(x) = 3^x - 9$.

- Find the zero of g .
- Based on the graph, solve $g(x) > 0$.

97. **A Population Model** The resident population of the United States in 2018 was 327 million people and was growing at a rate of 0.7% per year. Assuming that this growth rate continues, the model $P(t) = 327(1.007)^{t-2018}$ represents the population P (in millions of people) in year t .

- According to this model, when will the population of the United States be 415 million people?
- According to this model, when will the population of the United States be 470 million people?

Source: U.S. Census Bureau

98. **A Population Model** The population of the world in 2018 was 7.63 billion people and was growing at a rate of 1.1% per year. Assuming that this growth rate continues, the model $P(t) = 7.63(1.011)^{t-2018}$ represents the population P (in billions of people) in year t .

- According to this model, when will the population of the world be 9 billion people?
- According to this model, when will the population of the world be 12.5 billion people?

Source: U.S. Census Bureau

99. Depreciation The value V of a Chevy Cruze LT that is t years old can be modeled by $V(t) = 19,200(0.82)^t$.

- (a) According to the model, when will the car be worth \$12,000?
 (b) According to the model, when will the car be worth \$9000?
 (c) According to the model, when will the car be worth \$3000?

Source: Kelley Blue Book

100. Depreciation The value V of a Honda Civic LX that is t years old can be modeled by $V(t) = 19,705(0.848)^t$.

- (a) According to the model, when will the car be worth \$14,000?
 (b) According to the model, when will the car be worth \$10,000?



- (c) According to the model, when will the car be worth \$7500?

Source: Kelley Blue Book

Challenge Problems In Problems 101–105, solve each equation. Express irrational solutions in exact form.

101. $\log_2(x + 1) - \log_4 x = 1$

102. $(\sqrt[3]{2})^{2-x} = 2^{x^2}$

103. $\log_2 x^{\log_2 x} = 4$

104. $\ln x^2 = (\ln x)^2$

105. $\sqrt{\log x} = 2 \log \sqrt{3}$

Explaining Concepts: Discussion and Writing

106. Fill in the reason for each step in the following two solutions.

Solve: $\log_3(x - 1)^2 = 2$

Solution A

$\log_3(x - 1)^2 = 2$

$(x - 1)^2 = 3^2 = 9$ _____

$(x - 1) = \pm 3$ _____

$x - 1 = -3$ or $x - 1 = 3$ _____

$x = -2$ or $x = 4$ _____

Solution B

$\log_3(x - 1)^2 = 2$

$2 \log_3(x - 1) = 2$ _____

$\log_3(x - 1) = 1$ _____

$x - 1 = 3^1 = 3$ _____

$x = 4$ _____

Both solutions given in Solution A check. Explain what caused the solution $x = -2$ to be lost in Solution B.

Retain Your Knowledge

Problems 107–116, are based on material learned earlier in the course. The purpose of these problems is to keep the material fresh in your mind so that you are better prepared for the final exam.

107. Solve: $4x^3 + 3x^2 - 25x + 6 = 0$

108. Determine whether the function is one-to-one:

$\{(0, -4), (2, -2), (4, 0), (6, 2)\}$

109. For $f(x) = \frac{x}{x-2}$ and $g(x) = \frac{x+5}{x-3}$, find $f \circ g$.

Then find the domain of $f \circ g$.

110. Find the domain of $f(x) = \sqrt{x+3} + \sqrt{x-1}$.

111. Solve: $x - \sqrt{x+7} = 5$

112. Find the real zero of the function $f(x) = 5x - 30$.

113. If $f(x) = \frac{x}{x-2}$ and $g(x) = \frac{5}{x+2}$, find $(f + g)(x)$.

114. Find the distance between the center of the circle

$(x - 2)^2 + (y + 3)^2 = 25$

and the vertex of the parabola $y = -2(x - 6)^2 + 9$.

115. Find the average rate of change $f(x) = \log_2 x$ from 4 to 16.

116. Rationalize the numerator: $\frac{\sqrt{x+6} - \sqrt{x}}{6}$

'Are You Prepared?' Answers

1. $\{-3, 10\}$ 2. $\{-2, 0\}$ 3. $\{-1.43\}$ 4. $\{-1.77\}$

5.7 Financial Models



PREPARING FOR THIS SECTION Before getting started, review the following:

- Simple Interest (Section A.8, pp. A63–A64)

 **Now Work** the ‘Are You Prepared?’ problems on page 331.

- OBJECTIVES**
- 1 Determine the Future Value of a Lump Sum of Money (p. 325)
 - 2 Calculate Effective Rates of Return (p. 328)
 - 3 Determine the Present Value of a Lump Sum of Money (p. 329)
 - 4 Determine the Rate of Interest or the Time Required to Double a Lump Sum of Money (p. 330)

1 Determine the Future Value of a Lump Sum of Money

Interest is money paid for the use of money. The total amount borrowed (whether by an individual from a bank in the form of a loan or by a bank from an individual in the form of a savings account) is called the **principal**. The **rate of interest**, expressed as a percent, is the amount charged for the use of the principal for a given period of time, usually on a yearly (that is, per annum) basis.

THEOREM Simple Interest Formula

If a principal of P dollars is borrowed for a period of t years at a per annum interest rate r , expressed as a decimal, the interest I charged is

$$I = Prt \quad (1)$$

Interest charged according to formula (1) is called **simple interest**.

In problems involving interest, the term **payment period** is defined as follows.

Annually:	Once per year	Monthly:	12 times per year
Semiannually:	Twice per year	Daily:	365 times per year*
Quarterly:	Four times per year		

When the interest due at the end of a payment period is added to the principal so that the interest computed at the end of the next payment period is based on this new principal amount (old principal + interest), the interest is said to have been **compounded**. **Compound interest** is interest paid on the principal and on previously earned interest.

EXAMPLE 1

Computing Compound Interest

A credit union pays interest of 2% per annum compounded quarterly on a certain savings plan. If \$1000 is deposited in the plan and the interest is left to accumulate, how much is in the account after 1 year?

Solution

Use the simple interest formula, $I = Prt$. The principal P is \$1000 and the rate of interest is $2\% = 0.02$. After the first quarter of a year, the time t is $\frac{1}{4}$ year, so the interest earned is

$$I = Prt = \$1000 \cdot 0.02 \cdot \frac{1}{4} = \$5$$

*Some banks use a 360-day “year.” Why do you think they do?

(continued)

The new principal is $P + I = \$1000 + \$5 = \$1005$. At the end of the second quarter, the interest on this principal is

$$I = \$1005 \cdot 0.02 \cdot \frac{1}{4} = \$5.03$$

At the end of the third quarter, the interest on the new principal of $\$1005 + \$5.03 = \$1010.03$ is

$$I = \$1010.03 \cdot 0.02 \cdot \frac{1}{4} = \$5.05$$

Finally, after the fourth quarter, the interest is

$$I = \$1015.08 \cdot 0.02 \cdot \frac{1}{4} = \$5.08$$

After 1 year the account contains $\$1015.08 + \$5.08 = \$1020.16$. J

The pattern of the calculations performed in Example 1 leads to a general formula for compound interest. For this purpose, let P represent the principal to be invested at a per annum interest rate r that is compounded n times per year, so the time of each compounding period is $\frac{1}{n}$ year. (For computing purposes, r is expressed as a decimal.)

The interest earned after each compounding period is given by formula (1).

$$\text{Interest} = \text{principal} \cdot \text{rate} \cdot \text{time} = P \cdot r \cdot \frac{1}{n} = P \cdot \frac{r}{n}$$

The amount A after one compounding period is

$$A = P + P \cdot \frac{r}{n} = P \cdot \left(1 + \frac{r}{n}\right)$$

After two compounding periods, the amount A , based on the new principal $P \cdot \left(1 + \frac{r}{n}\right)$, is

$$A = \underbrace{P \cdot \left(1 + \frac{r}{n}\right)}_{\text{New principal}} + \underbrace{P \cdot \left(1 + \frac{r}{n}\right) \cdot \frac{r}{n}}_{\text{Interest on new principal}} \uparrow = P \cdot \left(1 + \frac{r}{n}\right) \cdot \left(1 + \frac{r}{n}\right) = P \cdot \left(1 + \frac{r}{n}\right)^2$$

Factor out $P \cdot \left(1 + \frac{r}{n}\right)$

After three compounding periods, the amount A is

$$A = P \cdot \left(1 + \frac{r}{n}\right)^2 + P \cdot \left(1 + \frac{r}{n}\right)^2 \cdot \frac{r}{n} = P \cdot \left(1 + \frac{r}{n}\right)^2 \cdot \left(1 + \frac{r}{n}\right) = P \cdot \left(1 + \frac{r}{n}\right)^3$$

Continuing this way, after n compounding periods (1 year), the amount A is

$$A = P \cdot \left(1 + \frac{r}{n}\right)^n$$

Because t years will contain $n \cdot t$ compounding periods, the amount after t years is

$$A = P \cdot \left(1 + \frac{r}{n}\right)^{nt}$$

THEOREM Compound Interest Formula

The amount A after t years due to a principal P invested at an annual interest rate r , expressed as a decimal, compounded n times per year is

$$A = P \cdot \left(1 + \frac{r}{n}\right)^{nt} \quad (2)$$

In equation (2), the amount A is typically referred to as the **accumulated value** of the account, and P is called the **present value**.

Exploration

To observe the effects of compounding interest monthly on an initial deposit of \$1, graph $Y_1 = \left(1 + \frac{r}{12}\right)^{12x}$ with $r = 0.06$ and $r = 0.12$ for $0 \leq x \leq 30$. What is the future value of \$1 in 30 years when the interest rate per annum is $r = 0.06$ (6%)? What is the future value of \$1 in 30 years when the interest rate per annum is $r = 0.12$ (12%)? Does doubling the interest rate double the future value?

For example, to rework Example 1, use $P = \$1000$, $r = 0.02$, $n = 4$ (quarterly compounding), and $t = 1$ year to obtain

$$A = P \cdot \left(1 + \frac{r}{n}\right)^{nt} = 1000 \left(1 + \frac{0.02}{4}\right)^{4 \cdot 1} = \$1020.15$$

The result obtained here differs slightly from that obtained in Example 1 because of rounding.

Now Work PROBLEM 7**EXAMPLE 2****Comparing Investments Using Different Compounding Periods**

Investing \$1000 at an annual rate of 10% compounded annually, semiannually, quarterly, monthly, and daily will yield the following amounts after 1 year:

$$\begin{aligned} \text{Annual compounding } (n = 1): \quad A &= P \cdot (1 + r) \\ &= \$1000(1 + 0.10) = \$1100.00 \end{aligned}$$

$$\begin{aligned} \text{Semiannual compounding } (n = 2): \quad A &= P \cdot \left(1 + \frac{r}{2}\right)^2 \\ &= \$1000(1 + 0.05)^2 = \$1102.50 \end{aligned}$$

$$\begin{aligned} \text{Quarterly compounding } (n = 4): \quad A &= P \cdot \left(1 + \frac{r}{4}\right)^4 \\ &= \$1000(1 + 0.025)^4 = \$1103.81 \end{aligned}$$

$$\begin{aligned} \text{Monthly compounding } (n = 12): \quad A &= P \cdot \left(1 + \frac{r}{12}\right)^{12} \\ &= \$1000 \left(1 + \frac{0.10}{12}\right)^{12} = \$1104.71 \end{aligned}$$

$$\begin{aligned} \text{Daily compounding } (n = 365): \quad A &= P \cdot \left(1 + \frac{r}{365}\right)^{365} \\ &= \$1000 \left(1 + \frac{0.10}{365}\right)^{365} = \$1105.16 \end{aligned}$$

From Example 2, note that the effect of compounding more frequently is that the amount after 1 year is higher. This leads to the following question: What would happen to the amount after 1 year if the number of times that the interest is compounded were increased without bound?

Let's find the answer. Suppose that P is the principal, r is the per annum interest rate, and n is the number of times that the interest is compounded each year. The amount A after 1 year is

$$A = P \cdot \left(1 + \frac{r}{n}\right)^n$$

Rewrite this expression as follows:

$$A = P \cdot \left(1 + \frac{r}{n}\right)^n = P \cdot \left(1 + \frac{1}{\frac{n}{r}}\right)^n = P \cdot \left[\left(1 + \frac{1}{\frac{n}{r}}\right)^{\frac{n}{r}}\right]^r \underset{h = \frac{n}{r}}{=} P \cdot \left[\left(1 + \frac{1}{h}\right)^h\right]^r \quad (3)$$

Need to Review?

- The number e is defined on page 287.

Now suppose that the number n of times that the interest is compounded per year gets larger and larger; that is, suppose that $n \rightarrow \infty$. Then $h = \frac{n}{r} \rightarrow \infty$, and the expression in brackets in equation (3) equals e . That is, $A \rightarrow Pe^r$.

Table 8 compares $\left(1 + \frac{r}{n}\right)^n$, for large values of n , to e^r for $r = 0.05$, $r = 0.10$, $r = 0.15$, and $r = 1$. As n becomes larger, the closer $\left(1 + \frac{r}{n}\right)^n$ gets to e^r . No matter how frequent the compounding, the amount after 1 year has the upper bound Pe^r .

Table 8

	$\left(1 + \frac{r}{n}\right)^n$			e^r
	$n = 100$	$n = 1000$	$n = 10,000$	
$r = 0.05$	1.0512580	1.0512698	1.051271	1.0512711
$r = 0.10$	1.1051157	1.1051654	1.1051704	1.1051709
$r = 0.15$	1.1617037	1.1618212	1.1618329	1.1618342
$r = 1$	2.7048138	2.7169239	2.7181459	2.7182818

When interest is compounded so that the amount after 1 year is Pe^r , the interest is said to be **compounded continuously**.

THEOREM Continuous Compounding

The amount A after t years due to a principal P invested at an annual interest rate r compounded continuously is

$$A = Pe^{rt} \quad (4)$$

EXAMPLE 3**Using Continuous Compounding**

The amount A that results from investing a principal P of \$1000 at an annual rate r of 10% compounded continuously for a time t of 1 year is

$$A = \$1000e^{0.10} = \$1000 \cdot 1.10517 = \$1105.17$$

 **Now Work** PROBLEM 13**2 Calculate Effective Rates of Return**

Suppose that you have \$1000 to invest and a bank offers to pay you 3 percent annual interest compounded monthly. What simple interest rate is needed to earn an equal amount after one year? To answer this question, first determine the value after one year of the \$1000 investment that earns 3 percent compounded monthly.

$$\begin{aligned} A &= \$1000 \left(1 + \frac{0.03}{12}\right)^{12} \quad \text{Use } A = P \left(1 + \frac{r}{n}\right)^n \text{ with } P = \$1000, r = 0.03, n = 12. \\ &= \$1030.42 \end{aligned}$$

So the interest earned is \$30.42. Using $I = Prt$ with $t = 1$, $I = \$30.42$, and $P = \$1000$, the annual simple interest rate is $0.03042 = 3.042\%$. This interest rate is known as the *effective rate of interest*.

The **effective rate of interest** is the annual simple interest rate that would yield the same amount as compounding n times per year, or continuously, after one year.

THEOREM Effective Rate of Interest

The effective rate of interest r_E of an investment earning an annual interest rate r is given by

- Compounding n times per year: $r_E = \left(1 + \frac{r}{n}\right)^n - 1$
- Continuous compounding: $r_E = e^r - 1$

EXAMPLE 4

Computing the Effective Rate of Interest—Which Is the Best Deal?

Suppose you want to buy a 5-year certificate of deposit (CD). You visit three banks to determine their CD rates. American Express offers you 2.15% annual interest compounded monthly, and First Internet Bank offers you 2.20% compounded quarterly. Discover offers 2.12% compounded daily. Determine which bank is offering the best deal.

Solution

The bank that offers the best deal is the one with the highest effective interest rate.

American Express	First Internet Bank	Discover
$r_E = \left(1 + \frac{0.0215}{12}\right)^{12} - 1$	$r_E = \left(1 + \frac{0.022}{4}\right)^4 - 1$	$r_E = \left(1 + \frac{0.0212}{365}\right)^{365} - 1$
$\approx 1.02171 - 1$	$\approx 1.02218 - 1$	$\approx 1.02143 - 1$
$= 0.02171$	$= 0.02218$	$= 0.02143$
$= 2.171\%$	$= 2.218\%$	$= 2.143\%$

The effective rate of interest is highest for First Internet Bank, so First Internet Bank is offering the best deal.

 **Now Work** PROBLEM 23

3 Determine the Present Value of a Lump Sum of Money



When people in finance speak of the “time value of money,” they are usually referring to the *present value* of money. The **present value** of A dollars to be received at a future date is the principal that you would need to invest now so that it will grow to A dollars in the specified time period. The present value of money to be received at a future date is always less than the amount to be received, since the amount to be received will equal the present value (money invested now) *plus* the interest accrued over the time period.

The compound interest formula (2) is used to develop a formula for present value. If P is the present value of A dollars to be received after t years at a per annum interest rate r compounded n times per year, then, by formula (2),

$$A = P \cdot \left(1 + \frac{r}{n}\right)^{nt}$$

To solve for P , divide both sides by $\left(1 + \frac{r}{n}\right)^{nt}$. The result is

$$\frac{A}{\left(1 + \frac{r}{n}\right)^{nt}} = P \quad \text{or} \quad P = A \cdot \left(1 + \frac{r}{n}\right)^{-nt}$$

THEOREM Present Value Formulas

The present value P of A dollars to be received after t years, assuming a per annum interest rate r compounded n times per year, is

$$P = A \cdot \left(1 + \frac{r}{n}\right)^{-nt} \quad (5)$$

If the interest is compounded continuously, then

$$P = Ae^{-rt} \quad (6)$$

To derive (6), solve $A = Pe^{rt}$ for P .

EXAMPLE 5**Computing the Value of a Zero-Coupon Bond**

A zero-coupon (noninterest-bearing) bond can be redeemed in 10 years for \$1000. How much should you be willing to pay for it now if you want a return of

- (a) 8% compounded monthly? (b) 7% compounded continuously?

Solution

- (a) To find the present value of \$1000, use formula (5) with $A = \$1000$, $n = 12$, $r = 0.08$, and $t = 10$.

$$P = A \cdot \left(1 + \frac{r}{n}\right)^{-nt} = \$1000 \left(1 + \frac{0.08}{12}\right)^{-12 \cdot 10} = \$450.52$$

For a return of 8% compounded monthly, pay \$450.52 for the bond.

- (b) Here use formula (6) with $A = \$1000$, $r = 0.07$, and $t = 10$.

$$P = Ae^{-rt} = \$1000e^{-0.07 \cdot 10} = \$496.59$$

For a return of 7% compounded continuously, pay \$496.59 for the bond.

 **Now Work** PROBLEM 15

4 Determine the Rate of Interest or the Time Required to Double a Lump Sum of Money

EXAMPLE 6**Determining the Rate of Interest Required to Double an Investment**

What rate of interest compounded annually is needed in order to double an investment in 5 years?

Solution

If P is the principal and P is to double, then the amount A will be $2P$. Use the compound interest formula with $n = 1$ and $t = 5$ to find r .

$$A = P \cdot \left(1 + \frac{r}{n}\right)^{nt}$$

$$2P = P \cdot (1 + r)^5$$

$$2 = (1 + r)^5$$

$$1 + r = \sqrt[5]{2}$$

$$r = \sqrt[5]{2} - 1 \approx 1.148698 - 1 = 0.148698$$

$$A = 2P, n = 1, t = 5$$

Divide both sides by P .

Take the fifth root of both sides.

The annual rate of interest needed to double the principal in 5 years is 14.87%.

 **Now Work** PROBLEM 31

EXAMPLE 7

Determining the Time Required to Double or Triple an Investment

- (a) How long will it take for an investment to double in value if it earns 5% compounded continuously?
 (b) How long will it take to triple at this rate?

Solution

- (a) If P is the initial investment and P is to double, then the amount A will be $2P$. Use formula (4) for continuously compounded interest with $r = 0.05$.

$$\begin{aligned} A &= Pe^{rt} \\ 2P &= Pe^{0.05t} && A = 2P, r = 0.05 \\ 2 &= e^{0.05t} && \text{Cancel the } P\text{'s.} \\ 0.05t &= \ln 2 && \text{Rewrite as a logarithm.} \\ t &= \frac{\ln 2}{0.05} \approx 13.86 && \text{Solve for } t. \end{aligned}$$

It will take about 14 years to double the investment.

- (b) To triple the investment, let $A = 3P$ in formula (4).

$$\begin{aligned} A &= Pe^{rt} \\ 3P &= Pe^{0.05t} && A = 3P, r = 0.05 \\ 3 &= e^{0.05t} && \text{Cancel the } P\text{'s.} \\ 0.05t &= \ln 3 && \text{Rewrite as a logarithm.} \\ t &= \frac{\ln 3}{0.05} \approx 21.97 && \text{Solve for } t. \end{aligned}$$

It will take about 22 years to triple the investment.

 Now Work PROBLEM 35

5.7 Assess Your Understanding

'Are You Prepared?' Answers are given at the end of these exercises. If you get a wrong answer, read the pages listed in red.

- What is the interest due when \$500 is borrowed for 6 months at a simple interest rate of 6% per annum? (pp. A63–A64)
- If you borrow \$5000 and, after 9 months, pay off the loan in the amount of \$5500, what per annum rate of interest was charged? (pp. A63–A64)

Concepts and Vocabulary


- The total amount borrowed (whether by an individual from a bank in the form of a loan or by a bank from an individual in the form of a savings account) is called the _____.
- If a principal of P dollars is borrowed for a period of t years at a per annum interest rate r , expressed as a decimal, the interest I charged is _____ = _____. Interest charged according to this formula is called _____.
- The _____ is the annual simple interest rate that would yield the same amount as compounding n times per year, or continuously, after 1 year.
- Multiple Choice** The principal that must be invested now so that it will grow to a given amount in a specified time period is called the _____.
 - present value
 - future value
 - interest
 - effective rate

Skill Building

In Problems 7–14, find the amount that results from each investment.

- \$100 invested at 4% compounded quarterly after a period of 2 years
- \$50 invested at 6% compounded monthly after a period of 3 years
- \$900 invested at 3% compounded semiannually after a period of $2\frac{1}{2}$ years
- \$300 invested at 12% compounded monthly after a period of $1\frac{1}{2}$ years
- \$1200 invested at 5% compounded daily after a period of 3 years
- \$700 invested at 6% compounded daily after a period of 2 years
- \$1000 invested at 11% compounded continuously after a period of 2 years
- \$400 invested at 7% compounded continuously after a period of 3 years



In Problems 15–22, find the principal needed now to get each amount; that is, find the present value.

-  15. To get \$100 after 2 years at 6% compounded monthly
16. To get \$75 after 3 years at 8% compounded quarterly
17. To get \$1500 after $2\frac{1}{2}$ years at 1.5% compounded daily
18. To get \$800 after $3\frac{1}{2}$ years at 7% compounded monthly
19. To get \$750 after 2 years at 2.5% compounded quarterly
20. To get \$300 after 4 years at 3% compounded daily
21. To get \$120 after $3\frac{1}{4}$ years at 5% compounded continuously
22. To get \$800 after $2\frac{1}{2}$ years at 8% compounded continuously


In Problems 23–26, find the effective rate of interest.

-  23. For 5% compounded quarterly
24. For 6% compounded monthly
25. For 4% compounded continuously
26. For 6% compounded continuously

In Problems 27–30, determine the rate that represents the better deal.

27. 6% compounded quarterly or $6\frac{1}{4}$ % compounded annually
28. 9% compounded quarterly or $9\frac{1}{4}$ % compounded annually
29. 9% compounded monthly or 8.8% compounded daily
30. 8% compounded semiannually or 7.9% compounded daily
-  31. What rate of interest compounded annually is required to double an investment in 3 years?
32. What rate of interest compounded annually is required to double an investment in 6 years?
33. What rate of interest compounded annually is required to triple an investment in 5 years?
34. What rate of interest compounded annually is required to triple an investment in 10 years?
35. (a) How long does it take for an investment to double in value if it is invested at 8% compounded monthly?
- (b) How long does it take if the interest is compounded continuously?
-  36. (a) How long does it take for an investment to triple in value if it is invested at 6% compounded monthly?
- (b) How long does it take if the interest is compounded continuously?
37. What rate of interest compounded quarterly will yield an effective interest rate of 7%?
38. What rate of interest compounded continuously will yield an effective interest rate of 6%?

Applications and Extensions

-  39. **Time Required to Reach a Goal** If Tanisha has \$100 to invest at 4% per annum compounded monthly, how long will it be before she has \$150? If the compounding is continuous, how long will it be?
40. **Time Required to Reach a Goal** If Angela has \$100 to invest at 2.5% per annum compounded monthly, how long will it be before she has \$175? If the compounding is continuous, how long will it be?
41. **Time Required to Reach a Goal** How many years will it take for an initial investment of \$10,000 to grow to \$25,000? Assume a rate of interest of 6% compounded continuously.
42. **Time Required to Reach a Goal** How many years will it take for an initial investment of \$25,000 to grow to \$80,000? Assume a rate of interest of 7% compounded continuously.
43. **Price Appreciation of Homes** What will a \$90,000 condominium cost 5 years from now if the price appreciation for condos over that period averages 3% compounded annually?
44. **Credit Card Interest** A department store charges 1.25% per month on the unpaid balance for customers with charge accounts (interest is compounded monthly). A customer charges \$200 and does not pay her bill for 6 months. What is the bill at that time?
45. **Saving for a Car** Jerome will be buying a used car for \$15,000 in 3 years. How much money should he ask his parents for now so that, if he invests it at 5% compounded continuously, he will have enough to buy the car?
46. **Paying off a Loan** John requires \$3000 in 6 months to pay off a loan that has no prepayment privileges. If he has the \$3000 now, how much of it should he save in an account paying 3% compounded monthly so that in 6 months he will have exactly \$3000?
47. **Return on a Stock** George contemplates the purchase of 100 shares of a stock selling for \$15 per share. The stock pays no dividends. The history of the stock indicates that it should grow at an annual rate of 15% per year. How much should the 100 shares of stock be worth in 5 years?
48. **Return on an Investment** A business purchased for \$650,000 in 2010 is sold in 2013 for \$850,000. What is the annual rate of return for this investment?
49. **Comparing Savings Plans** Jim places \$1000 in a bank account that pays 5.6% compounded continuously. After 1 year, will he have enough money to buy a computer system that costs \$1060? If another bank will pay Jim 5.9% compounded monthly, is this a better deal?
50. **Savings Plans** On January 1, Kim places \$1000 in a certificate of deposit that pays 6.8% compounded continuously and matures in 3 months. Then Kim places the \$1000 and the interest in a passbook account that pays 5.25% compounded monthly. How much does Kim have in the passbook account on May 1?

51. Comparing IRA Investments Will invests \$2000 of the money in his IRA in a bond trust that pays 9% interest compounded semiannually. His friend Henry invests \$2000 in his IRA in a certificate of deposit that pays $8\frac{1}{2}\%$ compounded continuously. Who has more money after 20 years, Will or Henry?

52. Comparing Two Alternatives Suppose that April has access to an investment that will pay 10% interest compounded continuously. Which is better: to be given \$1000 now so that she can take advantage of this investment opportunity or to be given \$1325 after 3 years?

53. College Costs The average annual cost of college at 4-year private colleges was \$34,740 in the 2017–2018 academic year. This was a 3.6% increase from the previous year.

- If the cost of college increases by 3.6% each year, what will be the average cost of college at a 4-year private college for the 2037–2038 academic year?
- College savings plans, such as a 529 plan, allow individuals to put money aside now to help pay for college later. If one such plan offers a rate of 2% compounded continuously, how much should be put in a college savings plan in 2019 to pay for 1 year of the cost of college at a 4-year private college for an incoming freshman in 2037?

Source: The College Board

54. Analyzing Interest Rates on a Mortgage Colleen and Bill have just purchased a house for \$650,000, with the seller holding a second mortgage of \$100,000. They promise to pay the seller \$100,000 plus all accrued interest 5 years from now. The seller offers them three interest options on the second mortgage:

- Simple interest at 6% per annum
- 5.5% interest compounded monthly
- 5.25% interest compounded continuously

Which option is best? That is, which results in paying the least interest on the loan?

55. Comparing Bank Accounts Two bank accounts are opened at the same time. The first has a principal of \$1000 in an account earning 5% compounded monthly. The second has a principal of \$2000 in an account earning 4% interest compounded annually. Determine the number of years, to the nearest tenth, at which the account balances will be equal.

56. Per Capita Federal Debt In 2018, the federal debt was about \$21 trillion. In 2018, the U.S. population was about 327 million. Assuming that the federal debt is increasing about 5.5% per year and the U.S. population is increasing about 0.7% per year, determine the per capita debt (total debt divided by population) in 2030.

Problems 57–62 require the following discussion. **Inflation** is a term used to describe the erosion of the purchasing power of money. For example, if the annual inflation rate is 3%, then \$1000 worth of purchasing power now will have only \$970 worth of purchasing power in 1 year because 3% of the original \$1000 ($0.03 \times 1000 = 30$) has been eroded due to inflation. In general, if the rate of inflation averages $r\%$ per annum over n years, the amount A that \$ P will purchase after n years is

$$A = P \cdot (1 - r)^n$$

where r is expressed as a decimal.

- Inflation** If the inflation rate averages 3%, what will be the purchasing power of \$1000 in 2 years?
- Inflation** If the inflation rate averages 2%, what will be the purchasing power of \$1000 in 3 years?
- Inflation** If the purchasing power of \$1000 is only \$950 after 2 years, what was the average inflation rate?

- Inflation** If the purchasing power of \$1000 is only \$930 after 2 years, what was the average inflation rate?
- Inflation** If the average inflation rate is 2%, how long is it until purchasing power is cut in half?
- Inflation** If the average inflation rate is 4%, how long is it until purchasing power is cut in half?

Problems 63–66 involve zero-coupon bonds. A **zero-coupon bond** is a bond that is sold now at a discount and will pay its face value at the time when it matures; no interest payments are made.

- Zero-Coupon Bonds** A zero-coupon bond can be redeemed in 20 years for \$10,000. How much should you be willing to pay for it now if you want a return of:
 - 5% compounded monthly?
 - 5% compounded continuously?
- Zero-Coupon Bonds** A child's grandparents are considering buying an \$80,000 face-value, zero-coupon bond at her birth so that she will have enough money for her college education 17 years later. If they want a rate of return of 6% compounded annually, what should they pay for the bond?
- Zero-Coupon Bonds** How much should a \$10,000 face-value, zero-coupon bond, maturing in 10 years, be sold for now if its rate of return is to be 4.5% compounded annually?
- Zero-Coupon Bonds** If Pat pays \$15,334.65 for a \$25,000 face-value, zero-coupon bond that matures in 8 years, what is his annual rate of return?

67. Time to Double or Triple an Investment The formula

$$t = \frac{\ln m}{n \ln \left(1 + \frac{r}{n}\right)}$$

can be used to find the number of years t required to multiply an investment m times when r is the per annum interest rate compounded n times a year.

- How many years will it take to double the value of an IRA that compounds annually at the rate of 6%?
- How many years will it take to triple the value of a savings account that compounds quarterly at an annual rate of 5%?
- Give a derivation of this formula.

68. Time to Reach an Investment Goal

$$t = \frac{\ln A - \ln P}{r}$$

can be used to find the number of years t required for an investment P to grow to a value A when compounded continuously at an annual rate r .

- (a) How long will it take to increase an initial investment of \$1000 to \$4500 at an annual rate of 5.75%?
 (b) What annual rate is required to increase the value of a \$2000 IRA to \$30,000 in 35 years?
 (c) Give a derivation of this formula.

Problems 69–72 require the following discussion. The **consumer price index (CPI)** indicates the relative change in price over time for a fixed basket of goods and services. It is a cost-of-living index that helps measure the effect of inflation on the cost of goods and services. The CPI uses the base period 1982–1984 for comparison (the CPI for this period is 100). The CPI for March 2018 was 249.55. This means that \$100 in the period 1982–1984 had the same purchasing power as \$249.55 in March 2018. In general, if the rate of inflation averages $r\%$ per annum over n years, then the CPI index after n years is

$$\text{CPI} = \text{CPI}_0 \left(1 + \frac{r}{100}\right)^n$$

where CPI_0 is the CPI index at the beginning of the n -year period.

Source: U.S. Bureau of Labor Statistics

69. Consumer Price Index

- (a) The CPI was 229.39 for 2012 and 243.80 for 2017. Assuming that annual inflation remained constant for this time period, determine the average annual inflation rate.
 (b) Using the inflation rate from part (a), in what year will the CPI reach 300?

70. Consumer Price Index If the current CPI is 234.2 and the average annual inflation rate is 2.8%, what will be the CPI in 5 years?

71. Consumer Price Index If the average annual inflation rate is 3.1%, how long will it take for the CPI index to double? (A doubling of the CPI index means purchasing power is cut in half.)

72. Consumer Price Index The base period for the CPI changed in 1998. Under the previous weight and item structure, the CPI for 1995 was 456.5. If the average annual inflation rate was 5.57%, what year was used as the base period for the CPI?

Explaining Concepts: Discussion and Writing

- 73.** Explain in your own words what the term *compound interest* means. What does *continuous compounding* mean?
74. Explain in your own words the meaning of *present value*.
75. Critical Thinking You have just contracted to buy a house and will seek financing in the amount of \$100,000. You go to several banks. Bank 1 will lend you \$100,000 at the rate of 4.125% amortized over 30 years with a loan origination fee of 0.45%. Bank 2 will lend you \$100,000 at the rate of 3.375% amortized over 15 years with a loan origination fee of 0.95%. Bank 3 will lend you \$100,000 at the rate of 4.25% amortized over 30 years with no loan origination fee. Bank 4 will lend you \$100,000 at the rate of 3.625% amortized over 15 years with no loan origination fee. Which loan would you take? Why? Be

sure to have sound reasons for your choice. Use the information in the table to assist you. If the amount of the monthly payment does not matter to you, which loan would you take? Again, have sound reasons for your choice. Compare your final decision with others in the class. Discuss.



	Monthly Payment	Loan Origination Fee
Bank 1	\$485	\$450
Bank 2	\$709	\$950
Bank 3	\$492	\$0
Bank 4	\$721	\$0

Retain Your Knowledge

Problems 76–85 are based on material learned earlier in the course. The purpose of these problems is to keep the material fresh in your mind so that you are better prepared for the final exam.

- 76.** Find the remainder R when $f(x) = 6x^3 + 3x^2 + 2x - 11$ is divided by $g(x) = x - 1$. Is g a factor of f ?
77. The function $f(x) = \frac{x}{x-2}$ is one-to-one. Find f^{-1} .
78. Find the real zeros of $f(x) = x^5 - x^4 - 15x^3 - 21x^2 - 16x - 20$. Then write f in factored form.
79. Solve: $\log_2(x+3) = 2 \log_2(x-3)$
80. Factor completely: $2x^4 + 6x^3 - 50x^2 - 150x$
81. If $f(x) = 5x^2 + 4x - 8$ and $g(x) = 3x - 1$, find $(f \circ g)(x)$.
82. Find the domain and range of $f(x) = -2x^2 - 8x + 1$.
83. For $f(x) = \frac{2x^2 - 5x - 4}{x - 7}$, find all vertical asymptotes, horizontal asymptotes, and oblique asymptotes, if any.
84. If $f(x) = x^2 - 4x - 3$, find an equation of the secant line containing the points $(3, f(3))$ and $(5, f(5))$.
85. Find the difference quotient for $f(x) = 3x - 5$.

'Are You Prepared?' Answers

1. \$15 2. $13\frac{1}{3}\%$

5.8 Exponential Growth and Decay Models; Newton's Law; Logistic Growth and Decay Models

- OBJECTIVES**
- 1 Model Populations That Obey the Law of Uninhibited Growth (p. 335)
 - 2 Model Populations That Obey the Law of Uninhibited Decay (p. 337)
 - 3 Use Newton's Law of Cooling (p. 338)
 - 4 Use Logistic Models (p. 340)

1 Model Populations That Obey the Law of Uninhibited Growth

Many natural phenomena follow the law that an amount A varies with time t according to the function

$$A(t) = A_0 e^{kt} \quad (1)$$

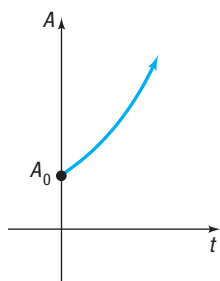
Here A_0 is the original amount ($t = 0$) and $k \neq 0$ is a constant.

If $k > 0$, then equation (1) states that the amount A is increasing over time; if $k < 0$, the amount A is decreasing over time. In either case, when an amount A varies over time according to equation (1), it is said to follow the **exponential law**, or the **law of uninhibited growth** ($k > 0$) or **decay** ($k < 0$). See Figure 41.

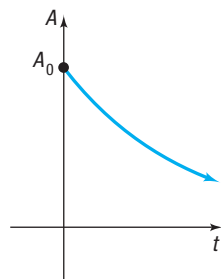
For example, in Section 5.7, continuously compounded interest was shown to follow the law of uninhibited growth. In this section we shall look at some additional phenomena that follow the exponential law.

Cell division is the growth process of many living organisms, such as amoebas, plants, and human skin cells. Based on an ideal situation in which no cells die and no by-products are produced, the number of cells present at a given time follows the law of uninhibited growth. Actually, however, after enough time has passed, growth at an exponential rate will cease as a consequence of factors such as lack of living space and dwindling food supply. The law of uninhibited growth accurately models only the early stages of the cell division process.

The cell division process begins with a culture containing N_0 cells. Each cell in the culture grows for a certain period of time and then divides into two identical cells. Assume that the time needed for each cell to divide in two is constant and does not change as the number of cells increases. These new cells then grow, and eventually each divides in two, and so on.



(a) $A(t) = A_0 e^{kt}$, $k > 0$
Exponential growth



(b) $A(t) = A_0 e^{kt}$, $k < 0$
Exponential decay

Figure 41

Uninhibited Growth of Cells

A model that gives the number N of cells in a culture after a time t has passed (in the early stages of growth) is

$$N(t) = N_0 e^{kt} \quad k > 0 \quad (2)$$

where N_0 is the initial number of cells and k is a positive constant that represents the growth rate of the cells.

Using formula (2) to model the growth of cells employs a function that yields positive real numbers, even though the number of cells being counted must be an integer. This is a common practice in many applications.

EXAMPLE 1

Bacterial Growth

A colony of bacteria that grows according to the law of uninhibited growth is modeled by the function $N(t) = 100e^{0.045t}$, where N is measured in grams and t is measured in days.

- Determine the initial amount of bacteria.
- What is the growth rate of the bacteria?
- What is the population after 5 days?
- How long will it take for the population to reach 140 grams?
- What is the doubling time for the population?

Solution

- (a) The initial amount of bacteria, N_0 , is obtained when $t = 0$, so

$$N_0 = N(0) = 100e^{0.045 \cdot 0} = 100 \text{ grams}$$

- (b) Compare $N(t) = 100e^{0.045t}$ to $N(t) = N_0 e^{kt}$. The value of k , 0.045, indicates a growth rate of 4.5%.
- (c) The population after 5 days is $N(5) = 100e^{0.045 \cdot 5} \approx 125.2$ grams.
- (d) To find how long it takes for the population to reach 140 grams, solve the equation $N(t) = 140$.

$$100e^{0.045t} = 140$$

$$e^{0.045t} = 1.4$$

Divide both sides of the equation by 100.

$$0.045t = \ln 1.4$$

Rewrite as a logarithm.

$$t = \frac{\ln 1.4}{0.045}$$

Divide both sides of the equation by 0.045.

$$\approx 7.5 \text{ days}$$

The population reaches 140 grams in about 7.5 days.

- (e) The population doubles when $N(t) = 200$ grams, so the doubling time is found by solving the equation $200 = 100e^{0.045t}$ for t .

$$200 = 100e^{0.045t}$$

$$2 = e^{0.045t}$$

Divide both sides of the equation by 100.

$$\ln 2 = 0.045t$$

Rewrite as a logarithm.

$$t = \frac{\ln 2}{0.045}$$

Divide both sides of the equation by 0.045.

$$\approx 15.4 \text{ days}$$

The population doubles approximately every 15.4 days. J

 **Now Work** PROBLEM 1

EXAMPLE 2

Bacterial Growth

A colony of bacteria increases according to the law of uninhibited growth.

- If N is the number of cells and t is the time in hours, express N as a function of t .
- If the number of bacteria doubles in 3 hours, find the function that gives the number of cells in the culture.
- How long will it take for the size of the colony to triple?
- How long will it take for the population to double a second time (that is, to increase four times)?

Solution

- (a) Using formula (2), the number N of cells at time t is

$$N(t) = N_0 e^{kt}$$

where N_0 is the initial number of bacteria present and k is a positive number.

(b) To find the growth rate k , note that the number of cells doubles in 3 hours, so

$$N(3) = 2N_0$$

$$\text{Since } N(3) = N_0 e^{k \cdot 3},$$

$$N_0 e^{k \cdot 3} = 2N_0$$

$$e^{3k} = 2$$

$$3k = \ln 2$$

$$k = \frac{1}{3} \ln 2 \approx 0.23105$$

Divide both sides by N_0 .

Write the exponential equation as a logarithm.

The function that models this growth process is therefore

$$N(t) = N_0 e^{0.23105t}$$

(c) The time t needed for the size of the colony to triple requires that $N = 3N_0$. Substitute $3N_0$ for N to get

$$3N_0 = N_0 e^{0.23105t}$$

$$3 = e^{0.23105t}$$

$$0.23105t = \ln 3$$

$$t = \frac{\ln 3}{0.23105} \approx 4.755 \text{ hours}$$

It will take about 4.755 hours, or 4 hours and 45 minutes, for the size of the colony to triple.

(d) If a population doubles in 3 hours, it will double a second time in 3 more hours, for a total time of 6 hours.

2 Model Populations That Obey the Law of Uninhibited Decay

Radioactive materials follow the law of uninhibited decay.

Uninhibited Radioactive Decay

The amount A of a radioactive material present at time t is given by

$$A(t) = A_0 e^{kt} \quad k < 0 \quad (3)$$

where A_0 is the original amount of radioactive material and k is a negative number that represents the rate of decay.

All radioactive substances have a specific **half-life**, which is the time required for half of the radioactive substance to decay. **Carbon dating** uses the fact that all living organisms contain two kinds of carbon, carbon-12 (a stable carbon) and carbon-14 (a radioactive carbon with a half-life of 5730 years). While an organism is living, the ratio of carbon-12 to carbon-14 is constant. But when an organism dies, the original amount of carbon-12 present remains unchanged, whereas the amount of carbon-14 begins to decrease. This change in the amount of carbon-14 present relative to the amount of carbon-12 present makes it possible to calculate when the organism died.

EXAMPLE 3

Estimating the Age of Ancient Tools

Traces of burned wood along with ancient stone tools in an archeological dig in Chile were found to contain approximately 1.67% of the original amount of carbon-14. If the half-life of carbon-14 is 5730 years, approximately when was the tree cut and burned?

Solution Using formula (3), the amount A of carbon-14 present at time t is

$$A(t) = A_0 e^{kt}$$

where A_0 is the original amount of carbon-14 present and k is a negative number. We first seek the number k . To find it, we use the fact that after 5730 years, half of the original amount of carbon-14 remains, so $A(5730) = \frac{1}{2}A_0$. Then

$$\frac{1}{2}A_0 = A_0 e^{k \cdot 5730}$$

$$\frac{1}{2} = e^{5730k}$$

Divide both sides of the equation by A_0 .

$$5730k = \ln \frac{1}{2}$$

Rewrite as a logarithm.

$$k = \frac{1}{5730} \ln \frac{1}{2} \approx -0.000120968$$

Formula (3) therefore becomes

$$A(t) = A_0 e^{-0.000120968t}$$

If the amount A of carbon-14 now present is 1.67% of the original amount, it follows that

$$0.0167A_0 = A_0 e^{-0.000120968t}$$

$$0.0167 = e^{-0.000120968t}$$

Divide both sides of the equation by A_0 .

$$-0.000120968t = \ln 0.0167$$

Rewrite as a logarithm.

$$t = \frac{\ln 0.0167}{-0.000120968} \approx 33,830 \text{ years}$$

The tree was cut and burned about 33,830 years ago. Some archeologists use this conclusion to argue that humans lived in the Americas nearly 34,000 years ago, much earlier than is generally accepted.

 **Now Work** PROBLEM 3

3 Use Newton's Law of Cooling

Newton's Law of Cooling* states that the temperature of a heated object decreases exponentially over time toward the temperature of the surrounding medium.

Newton's Law of Cooling

The temperature u of a heated object at a given time t can be modeled by the following function:

$$u(t) = T + (u_0 - T)e^{kt} \quad k < 0 \quad (4)$$

where T is the constant temperature of the surrounding medium, u_0 is the initial temperature of the heated object, and k is a negative constant.

EXAMPLE 4

Using Newton's Law of Cooling

An object is heated to 100°C (degrees Celsius) and is then allowed to cool in a room whose air temperature is 30°C .

- If the temperature of the object is 80°C after 5 minutes, when will its temperature be 50°C ?
- Determine the elapsed time before the temperature of the object is 35°C .
- What do you notice about the temperature as time passes?

*Named after Sir Isaac Newton (1643–1727), one of the cofounders of calculus.

Solution (a) Using formula (4) with $T = 30$ and $u_0 = 100$, the temperature $u(t)$ (in degrees Celsius) of the object at time t (in minutes) is

$$u(t) = 30 + (100 - 30)e^{kt} = 30 + 70e^{kt} \quad (5)$$

where k is a negative constant. To find k , use the fact that $u = 80$ when $t = 5$. Then

$$\begin{aligned} u(t) &= 30 + 70e^{kt} \\ 80 &= 30 + 70e^{k \cdot 5} && u(5) = 80 \\ 50 &= 70e^{5k} && \text{Simplify.} \\ e^{5k} &= \frac{50}{70} && \text{Solve for } e^{5k}. \\ 5k &= \ln \frac{5}{7} && \text{Rewrite as a logarithm.} \\ k &= \frac{1}{5} \ln \frac{5}{7} \approx -0.0673 && \text{Solve for } k. \end{aligned}$$

Formula (5) therefore becomes

$$u(t) = 30 + 70e^{-0.0673t} \quad (6)$$

To find t when $u = 50^\circ\text{C}$, solve the equation

$$\begin{aligned} 50 &= 30 + 70e^{-0.0673t} \\ 20 &= 70e^{-0.0673t} && \text{Simplify.} \\ e^{-0.0673t} &= \frac{20}{70} \\ -0.0673t &= \ln \frac{2}{7} && \text{Rewrite as a logarithm.} \\ t &= \frac{\ln \frac{2}{7}}{-0.0673} \approx 18.6 \text{ minutes} && \text{Solve for } t. \end{aligned}$$

The temperature of the object will be 50°C after about 18.6 minutes, or 18 minutes, 36 seconds.

(b) Use equation (6) to find t when $u = 35^\circ\text{C}$.

$$\begin{aligned} 35 &= 30 + 70e^{-0.0673t} \\ 5 &= 70e^{-0.0673t} && \text{Simplify.} \\ e^{-0.0673t} &= \frac{5}{70} \\ -0.0673t &= \ln \frac{5}{70} && \text{Rewrite as a logarithm.} \\ t &= \frac{\ln \frac{5}{70}}{-0.0673} \approx 39.2 \text{ minutes} && \text{Solve for } t. \end{aligned}$$

The object will reach a temperature of 35°C after about 39.2 minutes.

(c) Look at equation (6). As t increases, the exponent $-0.0673t$ becomes unbounded in the negative direction. As a result, the value of $e^{-0.0673t}$ approaches zero, so the value of u , the temperature of the object, approaches 30°C , the air temperature of the room. J

4 Use Logistic Models

The exponential growth model $A(t) = A_0e^{kt}$, $k > 0$, assumes uninhibited growth, meaning that the value of the function grows without limit. Recall that cell division could be modeled using this function, assuming that no cells die and no by-products are produced. However, cell division eventually is limited by factors such as living space and food supply. The **logistic model**, given next, can describe situations where the growth or decay of the dependent variable is limited.

Logistic Model

In a logistic model, the population P after time t is given by the function

$$P(t) = \frac{c}{1 + ae^{-bt}} \quad (7)$$

where a , b , and c are constants with $a > 0$ and $c > 0$. The model is a growth model if $b > 0$; the model is a decay model if $b < 0$.

The number c is called the **carrying capacity** (for growth models) because the value $P(t)$ approaches c as t approaches infinity; that is, $\lim_{t \rightarrow \infty} P(t) = c$. The number $|b|$ is the growth rate for $b > 0$ and the decay rate for $b < 0$. Figure 42(a) shows the graph of a typical logistic growth function, and Figure 42(b) shows the graph of a typical logistic decay function.

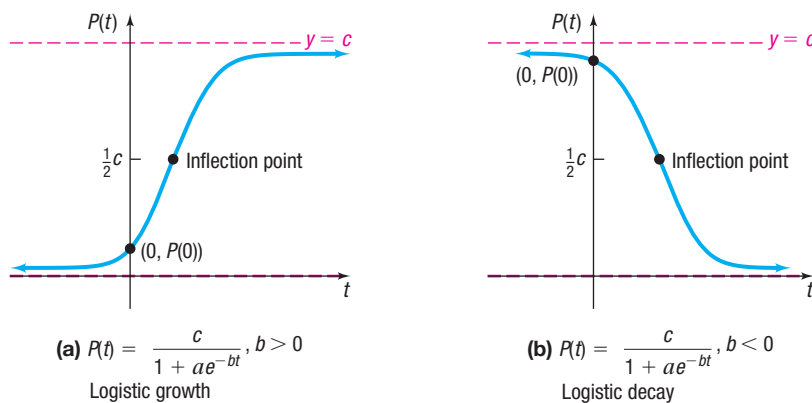


Figure 42

Based on the figures, the following properties of logistic functions emerge.

Properties of the Logistic Model, Equation (7)


- The domain is the set of all real numbers. The range is the interval $(0, c)$ where c is the carrying capacity.
- There are no x -intercepts; the y -intercept is $P(0)$.
- There are two horizontal asymptotes: $y = 0$ and $y = c$.
- $P(t)$ is an increasing function if $b > 0$ and a decreasing function if $b < 0$.
- ✎ • There is an **inflection point** where $P(t)$ equals $\frac{1}{2}$ of the carrying capacity. The inflection point is the point on the graph where the graph changes from being concave up to being concave down for growth functions, and the point where the graph changes from being concave down to being concave up for decay functions.
- The graph is smooth and continuous, with no corners or gaps.

EXAMPLE 5

Fruit Fly Population

Fruit flies are placed in a half-pint milk bottle with a banana (for food) and yeast plants (for food and to provide a stimulus to lay eggs). Suppose that the fruit fly population after t days is given by

$$P(t) = \frac{230}{1 + 56.5e^{-0.37t}}$$

- State the carrying capacity and the growth rate.
- Determine the initial population.
- What is the population after 5 days?
- How long does it take for the population to reach 180?
-  Use a graphing utility to determine how long it takes for the population to reach one-half of the carrying capacity.

Solution

- As $t \rightarrow \infty$, $e^{-0.37t} \rightarrow 0$ and $P(t) \rightarrow \frac{230}{1}$. The carrying capacity of the half-pint bottle is 230 fruit flies. The growth rate is $|b| = |0.37| = 37\%$ per day.
- To find the initial number of fruit flies in the half-pint bottle, evaluate $P(0)$.

$$P(0) = \frac{230}{1 + 56.5e^{-0.37 \cdot 0}} = \frac{230}{1 + 56.5} = 4$$

So, initially, there were 4 fruit flies in the half-pint bottle.

- After 5 days the number of fruit flies in the half-pint bottle is


$$P(5) = \frac{230}{1 + 56.5e^{-0.37 \cdot 5}} \approx 23 \text{ fruit flies}$$

After 5 days, there are approximately 23 fruit flies in the bottle.

- To determine when the population of fruit flies will be 180, solve the equation

$$\begin{aligned} P(t) &= 180 \\ \frac{230}{1 + 56.5e^{-0.37t}} &= 180 \\ 230 &= 180(1 + 56.5e^{-0.37t}) \\ 0.2778 &\approx 56.5e^{-0.37t} && \text{Divide both sides by 180.} \\ 0.2778 &\approx 56.5e^{-0.37t} && \text{Subtract 1 from both sides.} \\ 0.0049 &\approx e^{-0.37t} && \text{Divide both sides by 56.5.} \\ \ln(0.0049) &\approx -0.37t && \text{Rewrite as a logarithmic expression.} \\ t &\approx 14.4 \text{ days} && \text{Divide both sides by } -0.37. \end{aligned}$$

It will take approximately 14.4 days (14 days, 10 hours) for the population to reach 180 fruit flies.

-  One-half of the carrying capacity is 115 fruit flies. Solve $P(t) = 115$ by graphing $Y_1 = \frac{230}{1 + 56.5e^{-0.37t}}$ and $Y_2 = 115$, and using INTERSECT. See Figure 43. The population will reach one-half of the carrying capacity in about 10.9 days (10 days, 22 hours).

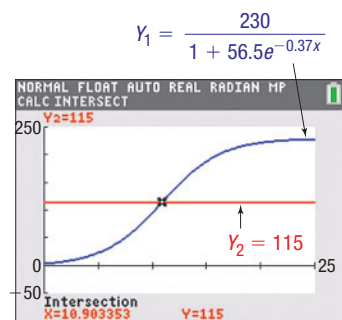


Figure 43 TI-84 Plus C



Look at Figure 43. Notice the point where the graph reaches 115 fruit flies (one-half of the carrying capacity): The graph changes from being concave up to being concave down. Using the language of calculus, we say the graph changes from

increasing at an increasing rate to increasing at a decreasing rate. For any logistic growth function, when the population reaches one-half the carrying capacity, the population growth starts to slow down.

 **Now Work** PROBLEM 23



Exploration

On the same viewing rectangle, graph

$$Y_1 = \frac{500}{1 + 24e^{-0.03t}} \quad \text{and} \quad Y_2 = \frac{500}{1 + 24e^{-0.08t}}$$

What effect does the growth rate $|b|$ have on the logistic growth function?

EXAMPLE 6

Wood Products

The EFISCEN wood product model classifies wood products according to their life-span. There are four classifications: short (1 year), medium short (4 years), medium long (16 years), and long (50 years). Based on data obtained from the European Forest Institute, the percentage of remaining wood products after t years for wood products with long life spans (such as those used in the building industry) is given by

$$P(t) = \frac{100.3952}{1 + 0.0316e^{0.0581t}}$$

- What is the decay rate?
- What is the percentage of remaining wood products after 10 years?
- How long does it take for the percentage of remaining wood products to reach 50%?
- Explain why the numerator given in the model is reasonable.

Solution

- The decay rate is $|b| = |-0.0581| = 5.81\%$ per year.
- Evaluate $P(10)$.

$$P(10) = \frac{100.3952}{1 + 0.0316e^{0.0581 \cdot 10}} \approx 95.0$$

So 95% of long-life-span wood products remain after 10 years.

- Solve the equation $P(t) = 50$.

$$\frac{100.3952}{1 + 0.0316e^{0.0581t}} = 50$$

$$100.3952 = 50(1 + 0.0316e^{0.0581t})$$

$$2.0079 \approx 1 + 0.0316e^{0.0581t}$$

$$1.0079 \approx 0.0316e^{0.0581t}$$

$$31.8956 \approx e^{0.0581t}$$

$$\ln(31.8956) \approx 0.0581t$$

$$t \approx 59.6 \text{ years}$$

Divide both sides by 50.

Subtract 1 from both sides.

Divide both sides by 0.0316.

Rewrite as a logarithmic expression.

Divide both sides by 0.0581.

It will take approximately 59.6 years for the percentage of long-life-span wood products remaining to reach 50%.

- The numerator of 100.3952 is reasonable because the maximum percentage of wood products remaining that is possible is 100%.

5.8 Assess Your Understanding

Applications and Extensions

- 1. Growth of an Insect Population** The size P of a certain insect population at time t (in days) obeys the law of uninhibited growth $P(t) = 500e^{0.02t}$.

 - Determine the number of insects at $t = 0$ days.
 - What is the growth rate of the insect population?
 - What is the population after 10 days?
 - When will the insect population reach 800?
 - When will the insect population double?
- 2. Growth of Bacteria** The number N of bacteria present in a culture at time t (in hours) obeys the law of uninhibited growth $N(t) = 1000e^{0.01t}$.

 - Determine the number of bacteria at $t = 0$ hours.
 - What is the growth rate of the bacteria?
 - What is the population after 4 hours?
 - When will the number of bacteria reach 1700?
 - When will the number of bacteria double?
- 3. Radioactive Decay** Strontium-90 is a radioactive material that decays according to the function $A(t) = A_0e^{-0.0244t}$, where A_0 is the initial amount present and A is the amount present at time t (in years). Assume that a scientist has a sample of 500 grams of strontium-90.

 - What is the decay rate of strontium-90?
 - How much strontium-90 is left after 10 years?
 - When will 400 grams of strontium-90 be left?
 - What is the half-life of strontium-90?
- 4. Radioactive Decay** Iodine-131 is a radioactive material that decays according to the function $A(t) = A_0e^{-0.087t}$, where A_0 is the initial amount present and A is the amount present at time t (in days). Assume that a scientist has a sample of 100 grams of iodine-131.

 - What is the decay rate of iodine-131?
 - How much iodine-131 is left after 9 days?
 - When will 70 grams of iodine-131 be left?
 - What is the half-life of iodine-131?
- 5. Growth of a Colony of Mosquitoes** The population of a colony of mosquitoes obeys the law of uninhibited growth.

 - If N is the population of the colony and t is the time in days, express N as a function of t .
 - If there are 1000 mosquitoes initially and there are 1800 after 1 day, what is the size of the colony after 3 days?
 - How long is it until there are 10,000 mosquitoes?
- 6. Bacterial Growth** A culture of bacteria obeys the law of uninhibited growth.

 - If N is the number of bacteria in the culture and t is the time in hours, express N as a function of t .
 - If 500 bacteria are present initially and there are 800 after 1 hour, how many will be present in the culture after 5 hours?
 - How long is it until there are 20,000 bacteria?
- 7. Population Growth** The population of a southern city is growing according to the exponential law.

 - If N is the population of the city and t is the time in years, express N as a function of t .
 - If the population doubled in size over an 18-month period and the current population is 10,000, what will the population be 2 years from now?
- 8. Population Decline** The population of a midwestern city is declining according to the exponential law.

 - If N is the population of the city and t is the time in years, express N as a function of t .
 - If the population decreased from 900,000 to 800,000 from 2016 to 2018, what will the population be in 2020?
- 9. Radioactive Decay** The half-life of radium is 1690 years. If 10 grams is present now, how much will be present in 50 years?
- 10. Radioactive Decay** The half-life of radioactive potassium is 1.3 billion years. If 10 grams is present now, how much will be present in 100 years? In 1000 years?
- 11. Estimating the Age of a Tree** A piece of charcoal is found to contain 30% of the carbon-14 that it originally had. When did the tree die from which the charcoal came? Use 5730 years as the half-life of carbon-14.
- 12. Estimating Age** A fossilized leaf contains 70% of its normal amount of carbon-14. How old is the fossil?
- 13. Cooling Time of a Pizza** A pizza baked at 450°F is removed from the oven at 5:00 PM and placed in a room that is a constant 70°F. After 5 minutes, the pizza is at 300°F.

 - At what time can you begin eating the pizza if you want its temperature to be 135°F?
 - Determine the time that needs to elapse before the temperature of the pizza is 160°F.
 - What do you notice about the temperature as time passes?



- 14. Newton's Law of Cooling** A thermometer reading 72°F is placed in a refrigerator where the temperature is a constant 38°F.

 - If the thermometer reads 60°F after 2 minutes, what will it read after 7 minutes?
 - How long will it take before the thermometer reads 39°F?
 - Determine the time that must elapse before the thermometer reads 45°F.
 - What do you notice about the temperature as time passes?
- 15. Newton's Law of Heating** A thermometer reading 8°C is brought into a room with a constant temperature of 35°C. If the thermometer reads 15°C after 3 minutes, what will it read after being in the room for 5 minutes? For 10 minutes?

[Hint: You need to construct a formula similar to equation (4).]

16. Warming Time of a Beer Stein A beer stein has a temperature of 28°F. It is placed in a room with a constant temperature of 70°F. After 10 minutes, the temperature of the stein has risen to 35°F. What will the temperature of the stein be after 30 minutes? How long will it take the stein to reach a temperature of 45°F? (See the hint given for Problem 15.)

17. Decomposition of Chlorine in a Pool Under certain water conditions, the free chlorine (hypochlorous acid, HOCl) in a swimming pool decomposes according to the law of uninhibited decay. After shocking his pool, Ben tested the water and found the amount of free chlorine to be 2.5 parts per million (ppm). Twenty-four hours later, Ben tested the water again and found the amount of free chlorine to be 2.2 ppm. What will be the reading after 3 days (that is, 72 hours)? When the chlorine level reaches 1.0 ppm, Ben must shock the pool again. How long can Ben go before he must shock the pool again?

18. Decomposition of Dinitrogen Pentoxide At 45°C, dinitrogen pentoxide (N_2O_5) decomposes into nitrous dioxide (NO_2) and oxygen (O_2) according to the law of uninhibited decay. An initial amount of 0.25 M N_2O_5 (M is a measure of concentration known as molarity) decomposes to 0.15 M N_2O_5 in 17 minutes. What concentration of N_2O_5 will remain after 30 minutes? How long will it take until only 0.01 M N_2O_5 remains?

19. Decomposition of Sucrose Reacting with water in an acidic solution at 35°C, sucrose ($C_{12}H_{22}O_{11}$) decomposes into glucose ($C_6H_{12}O_6$) and fructose ($C_6H_{12}O_6$)* according to the law of uninhibited decay. An initial concentration of 0.40 M of sucrose decomposes to 0.36 M sucrose in 30 minutes. What concentration of sucrose will remain after 2 hours? How long will it take until only 0.10 M sucrose remains?

20. Decomposition of Salt in Water Salt ($NaCl$) decomposes in water into sodium (Na^+) and chloride (Cl^-) ions according to the law of uninhibited decay. If the initial amount of salt is 25 kilograms and, after 10 hours, 15 kilograms of salt is left, how much salt is left after 1 day? How long does it take until $\frac{1}{2}$ kilogram of salt is left?

21. Radioactivity from Chernobyl After the release of radioactive material into the atmosphere from a nuclear power plant at Chernobyl (Ukraine) in 1986, the hay in Austria was contaminated by iodine 131 (half-life 8 days). If it is safe to feed the hay to cows when 10% of the iodine 131 remains, how long did the farmers need to wait to use this hay?

22. Word Users According to a survey by Olsten Staffing Services, the percentage of companies reporting usage of Microsoft Word t years since 1984 is given by

$$P(t) = \frac{99.744}{1 + 3.014e^{-0.799t}}$$

- (a) What is the growth rate in the percentage of Microsoft Word users?
- (b) Use a graphing utility to graph $P = P(t)$.
- (c) What was the percentage of Microsoft Word users in 1990?
- (d) During what year did the percentage of Microsoft Word users reach 90%?
- (e) Explain why the numerator given in the model is reasonable. What does it imply?

23. Home Computers The logistic model

$$P(t) = \frac{95.4993}{1 + 0.0405e^{0.1968t}}$$

represents the percentage of households that do not own a personal computer t years since 1984.

- (a) Evaluate and interpret $P(0)$.
- (b) Use a graphing utility to graph $P = P(t)$.
- (c) What percentage of households did not own a personal computer in 1995?
- (d) In what year did the percentage of households that do not own a personal computer reach 10%?

Source: U.S. Department of Commerce

24. Farmers The logistic model

$$W(t) = \frac{14,656,248}{1 + 0.059e^{0.057t}}$$

represents the number of farm workers in the United States t years after 1910.

- (a) Evaluate and interpret $W(0)$.
- (b) Use a graphing utility to graph $W = W(t)$.
- (c) How many farm workers were there in the United States in 2010?
- (d) When did the number of farm workers in the United States reach 10,000,000?
- (e) According to this model, what happens to the number of farm workers in the United States as t approaches ∞ ? Based on this result, do you think that it is reasonable to use this model to predict the number of farm workers in the United States in 2060? Why?

Source: U.S. Department of Agriculture

25. Birthdays The logistic model

$$P(n) = \frac{113.3198}{1 + 0.115e^{0.0912n}}$$


models the probability that, in a room of n people, no two people share the same birthday.

- (a) Use a graphing utility to graph $P = P(n)$.
- (b) In a room of $n = 15$ people, what is the probability that no two share the same birthday?
- (c) How many people must be in a room before the probability that no two people share the same birthday falls below 10%?
- (d) What happens to the probability as n increases? Explain what this result means.

26. Population of an Endangered Species Environmentalists often capture an endangered species and transport the species to a controlled environment where the species can produce offspring and regenerate its population. Suppose that six American bald eagles are captured, transported to Montana, and set free. Based on experience, the environmentalists expect the population to grow according to the model

$$P(t) = \frac{500}{1 + 83.33e^{-0.162t}}$$

where t is measured in years.



*Author's Note: Surprisingly, the chemical formulas for glucose and fructose are the same: This is not a typo.

- (a) Determine the carrying capacity of the environment.
 (b) What is the growth rate of the bald eagle?
 (c) What is the population after 3 years?
 (d) When will the population be 300 eagles?
 (e) How long does it take for the population to reach one-half of the carrying capacity?

27. Invasive Species A habitat can be altered by invasive species that crowd out or replace native species. The logistic model

$$P(t) = \frac{431}{1 + 7.91e^{-0.017t}}$$

represents the number of invasive species present in the Great Lakes t years after 1900.

- (a) Evaluate and interpret $P(0)$.
 (b) What is the growth rate of invasive species?
 (c) Use a graphing utility to graph $P = P(t)$.
 (d) How many invasive species were present in the Great Lakes in 2000?
 (e) In what year was the number of invasive species 175?

Source: NOAA

28. Social Networking The logistic model

$$P(t) = \frac{86.1}{1 + 2.12e^{-0.361t}}$$

gives the percentage of Americans who have a social media profile, where t represents the number of years after 2008.

- (a) Evaluate and interpret $P(0)$.
 (b) What is the growth rate?
 (c) Use a graphing utility to graph $P = P(t)$.
 (d) During 2017, what percentage of Americans had a social media profile?
 (e) In what year did 69.3% of Americans have a social media profile?

Source: Statista, 2018



- (c) Use a graphing utility to graph $P = P(t)$.
 (d) How many invasive species were present in the Great Lakes in 2000?
 (e) In what year was the number of invasive species 175?

Problems 29 and 30 use the following discussion: Uninhibited growth can be modeled by exponential functions other than $A(t) = A_0e^{kt}$. For example, if an initial population P_0 requires n units of time to double, then the function $P(t) = P_0 \cdot 2^{t/n}$ models the size of the population at time t . Likewise, a population requiring n units of time to triple can be modeled by $P(t) = P_0 \cdot 3^{t/n}$.

29. Growth of an Insect Population An insect population grows exponentially.

- (a) If the population triples in 20 days, and 50 insects are present initially, write an exponential function of the form $P(t) = P_0 \cdot 3^{t/n}$ that models the population.
 (b) What will the population be in 47 days?
 (c) When will the population reach 700?
 (d) Express the model from part (a) in the form $A(t) = A_0e^{kt}$.

30. Growth of a Human Population The population of a town is growing exponentially.

- (a) If its population doubled in size over an 8-year period and the current population is 25,000, write an exponential function of the form $P(t) = P_0 \cdot 2^{t/n}$ that models the population.
 (b) What will the population be in 3 years?
 (c) When will the population reach 80,000?
 (d) Express the model from part (a) in the form $A(t) = A_0e^{kt}$.

Retain Your Knowledge

Problems 31–40 are based on material learned earlier in the course. The purpose of these problems is to keep the material fresh in your mind so that you are better prepared for the final exam.

31. Find the linear function f whose graph contains the points $(4, 1)$ and $(8, -5)$.

32. Determine whether the graphs of the linear functions $f(x) = 5x - 1$ and $g(x) = \frac{1}{5}x + 1$ are parallel, perpendicular, or neither.

33. Write the logarithmic expression $\ln\left(\frac{x^2\sqrt{y}}{z}\right)$ as the sum and/or difference of logarithms. Express powers as factors.

34. Find the domain of $f(x) = \frac{x+3}{x^2+2x-8}$.

35. If $f(x) = \frac{2x-3}{x-4}$ and $g(x) = \frac{3x+1}{x-3}$, find $(g-f)(x)$.

36. Find the x -intercept(s) and y -intercept(s) of the graph of $f(x) = 2x^2 - 5x + 1$.

37. Solve: $\frac{x+1}{x} - \frac{x}{x+1} = 2$



38. For the data provided, use a graphing utility to find the line of best fit. What is the correlation coefficient?

x	-4	-2	0	2	4	6
y	9	5	4	2	-1	-2



39. Use a graphing utility to graph $f(x) = x^4 - 3x^2 + 2x - 1$ over the interval $[-3, 3]$. Then, approximate any local maximum values and local minimum values, and determine where f is increasing and where f is decreasing. Round answers to two decimal places.






40. Write $\frac{10x}{3(2x+3)^{2/3}} + 5(2x+3)^{1/3}$ as a single quotient in which only positive exponents appear.

5.9 Building Exponential, Logarithmic, and Logistic Models from Data

PREPARING FOR THIS SECTION Before getting started, review the following:

- Building Linear Models from Data (Section 3.2, pp. 135–139)
- Building Cubic Models from Data (Section 4.2, pp. 194–195)
- Building Quadratic Models from Data (Section 3.4, pp. 160–161)

- OBJECTIVES**
-  **1** Build an Exponential Model from Data (p. 346)
 -  **2** Build a Logarithmic Model from Data (p. 348)
 -  **3** Build a Logistic Model from Data (p. 348)



In Section 3.2 we discussed how to find the linear function of best fit ($y = ax + b$), in Section 3.4 we discussed how to find the quadratic function of best fit ($y = ax^2 + bx + c$), and in Section 4.2 we discussed how to find the cubic function of best fit ($y = ax^3 + bx^2 + cx + d$).

In this section we discuss how to use a graphing utility to find equations of best fit that describe the relation between two variables when the relation is thought to be exponential ($y = ab^x$), logarithmic ($y = a + b \ln x$), or logistic ($y = \frac{c}{1 + ae^{-bx}}$).

As before, we draw a scatter plot of the data to help to determine the appropriate model to use.

Figure 44 shows scatter plots that are typically observed for the three models.

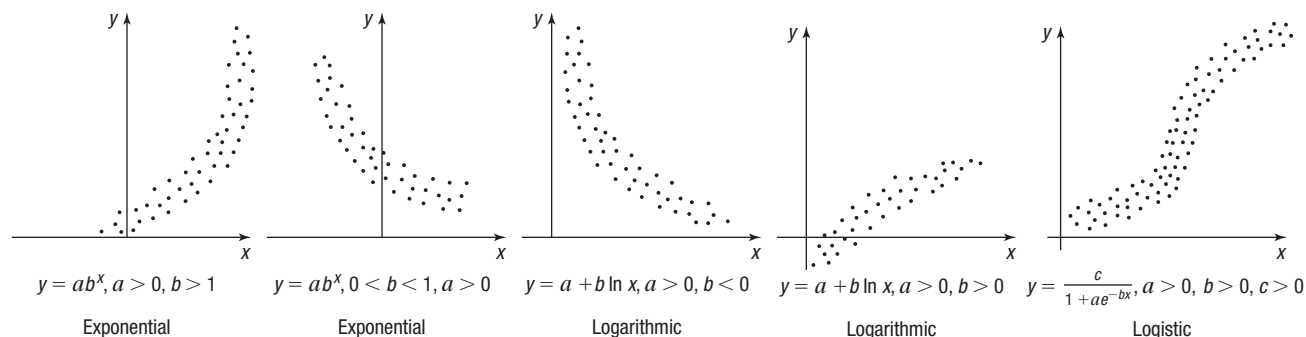


Figure 44

Most graphing utilities have REGression options that fit data to a specific type of curve. Once the data have been entered and a scatter plot obtained, the type of curve that you want to fit to the data is selected. Then that REGression option is used to obtain the curve of *best fit* of the type selected.

The correlation coefficient r will appear only if the model can be written as a linear expression. As it turns out, r will appear for the linear, power, exponential, and logarithmic models, since these models can be written as a linear expression. Remember, the closer $|r|$ is to 1, the better the fit.



1 Build an Exponential Model from Data

We saw in Section 5.7 that money earning compound interest grows exponentially, and we saw in Section 5.8 that growth and decay models also can behave exponentially. The next example shows how data can lead to an exponential model.

EXAMPLE 1

Fitting an Exponential Function to Data

Mariah deposited \$20,000 into a well-diversified mutual fund 6 years ago. The data in Table 9 represent the value of the account each year for the last 7 years.

Table 9

Year, x	Account Value, y
0	20,000
1	21,516
2	23,355
3	24,885
4	27,484
5	30,053
6	32,622

Solution

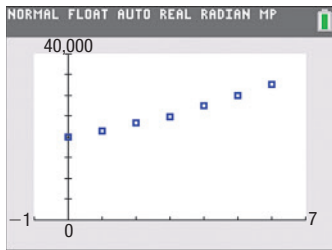


Figure 45 TI-84 Plus C

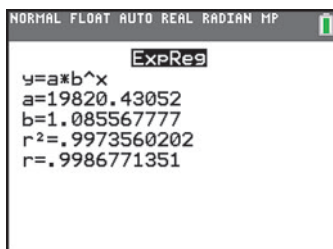


Figure 46 Exponential model using a TI-84 Plus C

- Using a graphing utility, draw a scatter plot with year as the independent variable.
- Using a graphing utility, build an exponential model from the data.
- Express the function found in part (b) in the form $A = A_0e^{kt}$.
- Graph the exponential function found in part (b) or (c) on the scatter plot.
- Using the solution to part (b) or (c), predict the value of the account after 10 years.
- Interpret the value of k found in part (c).

- Enter the data into the graphing utility and draw the scatter plot as shown in Figure 45 on a TI-84 Plus C.
- A graphing utility fits the data in Table 9 to an exponential model of the form $y = ab^x$ using the EXPONENTIAL REGRESSION option. Figure 46 shows that $y = ab^x = 19,820.43(1.085568)^x$ on a TI-84 Plus C. Notice that $|r| = 0.999$, which is close to 1, indicating a good fit.
- To express $y = ab^x$ in the form $A = A_0e^{kt}$, where $x = t$ and $y = A$, proceed as follows:

$$ab^x = A_0e^{kt}$$

If $x = t = 0$, then $a = A_0$. This leads to

$$b^x = e^{kt}$$

$$b^x = (e^k)^t$$

$$b = e^k \quad x = t$$

Because $y = ab^x = 19,820.43(1.085568)^x$, this means that $a = 19,820.43$ and $b = 1.085568$.

$$a = A_0 = 19,820.43 \quad \text{and} \quad b = e^k = 1.085568$$

To find k , rewrite $e^k = 1.085568$ as a logarithm to obtain

$$k = \ln(1.085568) \approx 0.08210$$

As a result, $A = A_0e^{kt} = 19,820.43e^{0.08210t}$.

- See Figure 47 for the graph of the exponential function of best fit on a TI-84 Plus C. Figure 48 shows the exponential model using Desmos.

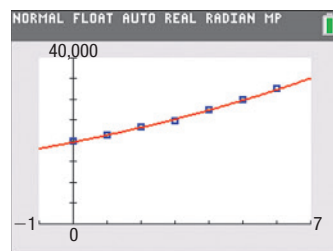


Figure 47

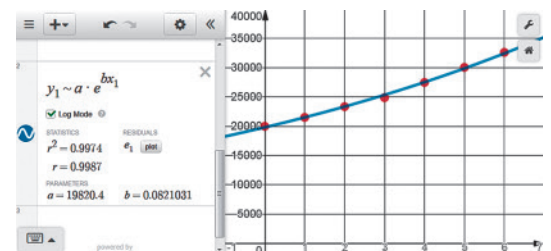


Figure 48 Exponential model using Desmos*

- Let $t = 10$ in the function found in part (c). The predicted value of the account after 10 years is

$$A = A_0e^{kt} = 19,820.43e^{0.08210(10)} \approx \$45,047$$

- The value of $k = 0.08210 = 8.210\%$ represents the annual growth rate of the account. It represents the rate of interest earned, assuming the account is growing continuously.

 **Now Work** PROBLEM 1

*For this result in Desmos to agree precisely with the result of a TI-84 Plus C, the “Log Mode” option must be selected. Consult the help feature in Desmos for more information about this option.



2 Build a Logarithmic Model from Data

Some relations between variables follow a logarithmic model.

EXAMPLE 2

Fitting a Logarithmic Function to Data

Table 10

Atmospheric Pressure, p	Height, h
760	0
740	0.184
725	0.328
700	0.565
650	1.079
630	1.291
600	1.634
580	1.862
550	2.235

Jodi, a meteorologist, is interested in finding a function that explains the relation between the height of a weather balloon (in kilometers) and the atmospheric pressure (measured in millimeters of mercury) on the balloon. She collects the data shown in Table 10.

- Using a graphing utility, draw a scatter plot of the data with atmospheric pressure as the independent variable.
- It is known that the relation between atmospheric pressure and height follows a logarithmic model. Using a graphing utility, build a logarithmic model from the data.
- Graph the logarithmic function found in part (b) on the scatter plot.
- Use the function found in part (b) to predict the height of the weather balloon if the atmospheric pressure is 560 millimeters of mercury.

Solution

- Enter the data into the graphing utility, and draw the scatter plot. See Figure 49.
- A graphing utility fits the data in Table 10 to a logarithmic function of the form $y = a + b \ln x$ by using the LOGarithm REGression option. Figure 50 shows the result on a TI-84 Plus C. The logarithmic model from the data is

$$h(p) = 45.7863 - 6.9025 \ln p$$

where h is the height of the weather balloon and p is the atmospheric pressure. Notice that $|r|$ is close to 1, indicating a good fit.

- Figure 51 shows the graph of $h(p) = 45.7863 - 6.9025 \ln p$ on the scatter plot. Figure 52 shows the logarithmic model using Desmos.

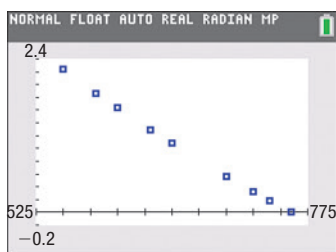


Figure 49 TI-84 Plus C

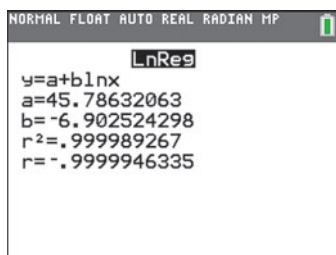


Figure 50 Logarithmic model using a TI-84 Plus C

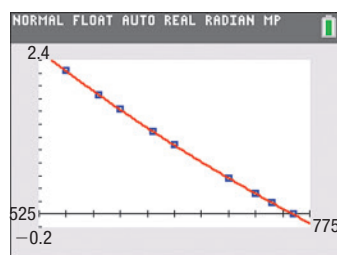


Figure 51

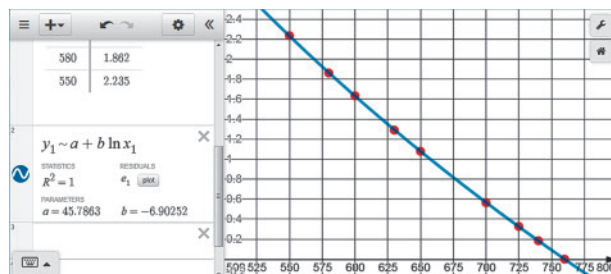


Figure 52 Logarithmic model using Desmos

- Using the function found in part (b), Jodi predicts the height of the weather balloon when the atmospheric pressure is 560 to be

$$\begin{aligned} h(560) &= 45.7863 - 6.9025 \ln 560 \\ &\approx 2.108 \text{ kilometers} \end{aligned}$$

Now Work PROBLEM 5



3 Build a Logistic Model from Data

Logistic growth models can be used to model situations for which the value of the dependent variable is limited. Many real-world situations conform to this scenario. For example, the population of the human race is limited by the availability of natural resources, such as food and shelter. When the value of the dependent variable is limited, a logistic growth model is often appropriate.

EXAMPLE 3

Fitting a Logistic Function to Data

The data in Table 11 represent the amount of yeast biomass in a culture after t hours.

Table 11

Time (hours)	Yeast Biomass	Time (hours)	Yeast Biomass	Time (hours)	Yeast Biomass
0	9.6	7	257.3	14	640.8
1	18.3	8	350.7	15	651.1
2	29.0	9	441.0	16	655.9
3	47.2	10	513.3	17	659.6
4	71.1	11	559.7	18	661.8
5	119.1	12	594.8		
6	174.6	13	629.4		

Source: Tor Carlson (*Über Geschwindigkeit und Grösse der Hefevermehrung in Würze*, *Biochemische Zeitschrift*, Bd. 57, pp. 313–334, 1913)

- Using a graphing utility, draw a scatter plot of the data with time as the independent variable.
- Using a graphing utility, build a logistic model from the data.
- Using a graphing utility, graph the function found in part (b) on the scatter plot.
- What is the predicted carrying capacity of the culture?
- Use the function found in part (b) to predict the population of the culture at $t = 19$ hours.

Solution

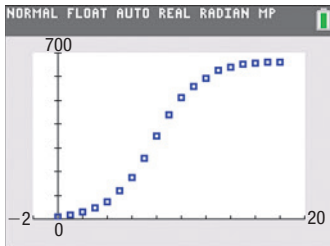


Figure 53 TI-84 Plus C

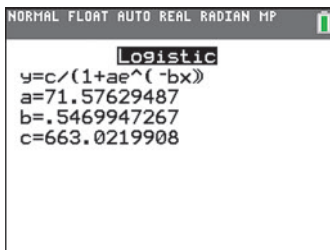


Figure 54 Logistic model using a TI-84 Plus C

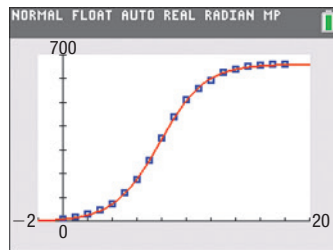


Figure 55

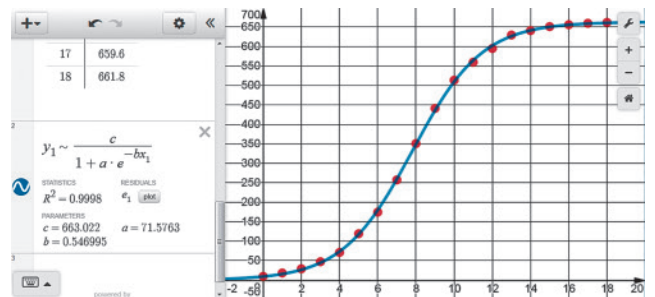


Figure 56 Logistic model using Desmos

- Based on the logistic growth model found in part (b), the carrying capacity of the culture is 663.
- Using the logistic growth model found in part (b), the predicted amount of yeast biomass at $t = 19$ hours is

$$y = \frac{663.0}{1 + 71.6e^{-0.5470 \cdot 19}} \approx 661.5$$

5.9 Assess Your Understanding

Applications and Extensions

- 1. Biology** A strain of E-coli Beu 397-recA441 is placed into a nutrient broth at 30° Celsius and allowed to grow. The following data are collected. Theory states that the number of bacteria in the petri dish will initially grow according to the law of uninhibited growth. The population is measured using an optical device in which the amount of light that passes through the petri dish is measured.



Time (hours), x	Population, y
0	0.09
2.5	0.18
3.5	0.26
4.5	0.35
6	0.50

Source: Dr. Polly Lavery, Joliet Junior College

- (a) Draw a scatter plot treating time as the independent variable.
- (b) Using a graphing utility, build an exponential model from the data.
- (c) Express the function found in part (b) in the form $N(t) = N_0e^{kt}$.
- (d) Graph the exponential function found in part (b) or (c) on the scatter plot.
- (e) Use the exponential function from part (b) or (c) to predict the population at $x = 7$ hours.
- (f) Use the exponential function from part (b) or (c) to predict when the population will reach 0.75.
- 2. Tesla, Inc. Revenue** The data in the table below represent annual revenue of Tesla, Inc. from 2010 to 2017.

Year	Revenue (\$ Billion)
2010 ($x = 0$)	0.12
2011 ($x = 1$)	0.20
2012 ($x = 2$)	0.41
2013 ($x = 3$)	2.01
2014 ($x = 4$)	3.20
2015 ($x = 5$)	4.05
2016 ($x = 6$)	7.00
2017 ($x = 7$)	11.76

Source: Tesla, Inc.

- (a) Using a graphing utility, draw a scatter plot of the data using 0 for 2010, 1 for 2011, and so on, as the independent variable.
- (b) Using a graphing utility, build an exponential model from the data.
- (c) Express the function found in part (b) in the form $A(t) = A_0e^{kt}$.

- (d) Graph the exponential function found in part (b) or (c) on the scatter plot.
- (e) Use the exponential function from part (b) or (c) to predict Tesla's revenue in 2019.
- (f) Interpret the meaning of k in the function found in part (c).

- 3. Advanced-Stage Breast Cancer** The data in the table below represent the percentage of patients who have survived after diagnosis of advanced-stage breast cancer at 6-month intervals of time.

Time after Diagnosis (years)	Percentage Surviving
0.5	95.7
1	83.6
1.5	74.0
2	58.6
2.5	47.4
3	41.9
3.5	33.6

Source: Cancer Treatment Centers of America


- (a) Using a graphing utility, draw a scatter plot of the data with time after diagnosis as the independent variable.
- (b) Using a graphing utility, build an exponential model from the data.
- (c) Express the function found in part (b) in the form $A(t) = A_0e^{kt}$.
- (d) Graph the exponential function found in part (b) or (c) on the scatter plot.
- (e) Use the model to predict the percentage of patients diagnosed with advanced-stage cancer who survive for 4 years after initial diagnosis?
- (f) Interpret the meaning of k in the function found in part (c).

- 4. Chemistry** A chemist has a 100-gram sample of a radioactive material. He records the amount of radioactive material every week for 7 weeks and obtains the following data:



Week	Weight (in grams)
0	100.0
1	88.3
2	75.9
3	69.4
4	59.1
5	51.8
6	45.5

- (a) Using a graphing utility, draw a scatter plot with week as the independent variable.
- (b) Using a graphing utility, build an exponential model from the data.
- (c) Express the function found in part (b) in the form $A(t) = A_0e^{kt}$.
- (d) Graph the exponential function found in part (b) or (c) on the scatter plot.
- (e) From the result found in part (b), determine the half-life of the radioactive material.
- (f) How much radioactive material will be left after 50 weeks?
- (g) When will there be 20 grams of radioactive material?

 **5. Milk Production** The data in the table below represent the number of dairy farms (in thousands) and the amount of milk produced (in billions of pounds) in the United States for various years.

Year	Dairy Farms (thousands)	Milk Produced (billion pounds)
1980	334	128
1985	269	143
1990	193	148
1995	140	155
2000	105	167
2005	78	177
2010	63	193
2015	44	209

Source: National Agricultural Statistics Services


- (a) Using a graphing utility, draw a scatter plot of the data with the number of dairy farms as the independent variable.
- (b) Using a graphing utility, build a logarithmic model from the data.
- (c) Graph the logarithmic function found in part (b) on the scatter plot.
- (d) In 2008, there were 67 thousand dairy farms in the United States. Use the function in part (b) to predict the amount of milk produced in 2008.
- (e) The actual amount of milk produced in 2008 was 190 billion pounds. How does your prediction in part (d) compare to this?


6. Social Networking The data in the table below represent the percent of U.S. citizens aged 12 and older who have a profile on at least one social network.

Year	Percent on a Social Networking Site
2008 ($x = 8$)	24
2009 ($x = 9$)	34
2010 ($x = 10$)	48
2011 ($x = 11$)	52
2012 ($x = 12$)	56
2013 ($x = 13$)	62
2014 ($x = 14$)	67
2015 ($x = 15$)	73
2016 ($x = 16$)	78
2017 ($x = 17$)	81

Source: Statista.com

- (a) Using a graphing utility, draw a scatter plot of the data using 8 for 2008, 9 for 2009, and so on, as the independent variable, and percent on social networking site as the dependent variable.
- (b) Using a graphing utility, build a logarithmic model from the data.
- (c) Graph the logarithmic function found in part (b) on the scatter plot.
- (d) Use the model to predict the percent of U.S. citizens on social networking sites in 2019.
- (e) Use the model to predict the year in which 98% of U.S. citizens will be on social networking sites.

 **7. Population Model** The following data represent the population of the United States. An ecologist is interested in building a model that describes the population of the United States.



Year	Population
1900	76,212,168
1910	92,228,496
1920	106,021,537
1930	123,202,624
1940	132,164,569
1950	151,325,798
1960	179,323,175
1970	203,302,031
1980	226,542,203
1990	248,709,873
2000	281,421,906
2010	308,745,538

Source: U.S. Census Bureau

- (a) Using a graphing utility, draw a scatter plot of the data using years since 1900 as the independent variable and population as the dependent variable.
- (b) Using a graphing utility, build a logistic model from the data.
- (c) Using a graphing utility, graph the function found in part (b) on the scatter plot.
- (d) Based on the function found in part (b), what is the carrying capacity of the United States?
- (e) Use the function found in part (b) to predict the population of the United States in 2012.
- (f) When will the United States population be 350,000,000?
- (g) Compare actual U.S. Census figures to the predictions found in parts (e) and (f). Discuss any differences.

8. Population Model The data that follow on the next page represent world population. An ecologist is interested in building a model that describes the world population.

- (a) Using a graphing utility, draw a scatter plot of the data using years since 2000 as the independent variable and population as the dependent variable.
- (b) Using a graphing utility, build a logistic model from the data.
- (c) Using a graphing utility, graph the function found in part (b) on the scatter plot.
- (d) Based on the function found in part (b), what is the carrying capacity of the world?

(continued)

- (e) Use the function found in part (b) to predict the population of the world in 2025.
 (f) When will world population be 10 billion?



Year	Population (billions)	Year	Population (billions)
2001	6.22	2010	6.96
2002	6.30	2011	7.04
2003	6.38	2012	7.13
2004	6.46	2013	7.21
2005	6.54	2014	7.30
2006	6.62	2015	7.38
2007	6.71	2016	7.47
2008	6.79	2017	7.55
2009	6.87	2018	7.63

Source: worldometers.info



Age	Total Cholesterol
27	189
40	205
50	215
60	210
70	210
80	194

- (a) Using a graphing utility, draw a scatter plot of the data using age, x , as the independent variable and total cholesterol, y , as the dependent variable.
 (b) Based on the scatter plot drawn in part (a), decide on a model (linear, quadratic, cubic, exponential, logarithmic, or logistic) that you think best describes the relation between age and total cholesterol. Be sure to justify your choice of model.
 (c) Using a graphing utility, find the model of best fit.
 (d) Using a graphing utility, graph the function found in part (c) on the scatter plot drawn in part (a).
 (e) Use your model to predict the total cholesterol of a 35-year-old male.

- 9. Mixed Practice Online Advertising Revenue** The data in the table below represent the U.S. online advertising revenues for the years 2005–2016.



Year	U.S. Online Advertising Revenue (\$ billions)
2005 ($x = 0$)	12.5
2006 ($x = 1$)	16.9
2007 ($x = 2$)	21.2
2008 ($x = 3$)	23.4
2009 ($x = 4$)	22.7
2010 ($x = 5$)	26.0
2011 ($x = 6$)	31.7
2012 ($x = 7$)	36.6
2013 ($x = 8$)	42.8
2014 ($x = 9$)	49.5
2015 ($x = 10$)	59.6
2016 ($x = 11$)	72.5

Source: marketingcharts.com

- (a) Using a graphing utility, draw a scatter plot of the data using 0 for 2005, 1 for 2006, and so on as the independent variable, and online advertising revenue as the dependent variable.
 (b) Based on the scatter plot drawn in part (a), decide what model (linear, quadratic, cubic, exponential, logarithmic, or logistic) that you think best describes the relation between year and revenue.
 (c) Using a graphing utility, find the model of best fit.
 (d) Using a graphing utility, graph the function found in part (c) on the scatter plot drawn in part (a).
 (e) Use your model to predict the online advertising revenue in 2021.

- 10. Mixed Practice Age versus Total Cholesterol** The data on top of the next column represent the age and average total cholesterol for adult males at various ages.

- 11. Mixed Practice Golfing** The data below represent the expected percentage of putts that will be made by professional golfers on the PGA Tour, depending on distance. For example, it is expected that 99.3% of 2-foot putts will be made.

Distance (feet)	Expected Percentage	Distance (feet)	Expected Percentage
2	99.3	14	25.0
3	94.8	15	22.0
4	85.8	16	20.0
5	74.7	17	19.0
6	64.7	18	17.0
7	55.6	19	16.0
8	48.5	20	14.0
9	43.4	21	13.0
10	38.3	22	12.0
11	34.2	23	11.0
12	30.1	24	11.0
13	27.0	25	10.0

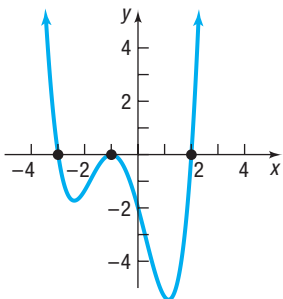
Source: TheSandTrap.com

- (a) Using a graphing utility, draw a scatter plot of the data with distance as the independent variable.
 (b) Based on the scatter plot drawn in part (a), decide on a model (linear, quadratic, cubic, exponential, logarithmic, or logistic) that you think best describes the relation between distance and expected percentage. Be sure to justify your choice of model.
 (c) Using a graphing utility, find the model of best fit.
 (d) Graph the function found in part (c) on the scatter plot.
 (e) Use the function found in part (c) to predict what percentage of 30-foot putts will be made.

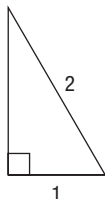
Retain Your Knowledge

Problems 12–21 are based on material learned earlier in the course. The purpose of these problems is to keep the material fresh in your mind so that you are better prepared for the final exam.

12. Construct a polynomial function that might have the graph shown. (More than one answer is possible.)



13. Use the Pythagorean Theorem to find the exact length of the unlabeled side in the given right triangle.



14. Graph the equation $(x - 3)^2 + y^2 = 25$.

15. Find the midpoint of the line segment with endpoints $(-7, 5)$ and $(1, -9)$.

16. Find the function whose graph is the shape of $y = \sqrt{x}$, but shifted to the right 4 units and reflected about the x -axis.

17. Solve: $3x^2 - 4x - 5 = 0$

18. Solve: $\frac{x + 1}{x^2 - 25} \geq 0$

19. Use the Remainder Theorem to find the remainder when $f(x) = 3x^5 - 7x^4 - 27x^3 + 67x^2 - 36$ is divided by $x + 3$. Is $x + 3$ a factor of $f(x)$?

20. Find the average rate of change of $f(x) = 8^x$ from $\frac{1}{3}$ to $\frac{2}{3}$.

21. Use the Intermediate Value Theorem to show that $f(x) = -x^4 + 2x^3 - 5x + 1$ has a zero in the interval $[-2, -1]$. Then, approximate the zero correct to two decimal places.

Chapter Review

Things to Know

Composite function (p. 259)

$(f \circ g)(x) = f(g(x))$; The domain of $f \circ g$ is the set of all numbers x in the domain of g for which $g(x)$ is in the domain of f .

One-to-one function f (p. 267)

A function for which any two different inputs in the domain correspond to two different outputs in the range

For any choice of elements x_1, x_2 in the domain of f , if $x_1 \neq x_2$, then $f(x_1) \neq f(x_2)$.

If every horizontal line intersects the graph of a function f in at most one point, f is one-to-one.

Horizontal-line test (p. 268)

Inverse function f^{-1} of f (pp. 269, 274)

For a one-to-one function $y = f(x)$, the correspondence from the range of f to the domain of f . Domain of $f =$ range of f^{-1} ; range of $f =$ domain of f^{-1}

$$f^{-1}(f(x)) = x \text{ for all } x \text{ in the domain of } f$$

$$f(f^{-1}(x)) = x \text{ for all } x \text{ in the domain of } f^{-1}$$

The graphs of f and f^{-1} are symmetric with respect to the line $y = x$.

Properties of the exponential function (pp. 284, 286, 290)

$$f(x) = Ca^x, \quad a > 1, C > 0$$

Domain: the interval $(-\infty, \infty)$

Range: the interval $(0, \infty)$

x -intercepts: none; y -intercept: C

Horizontal asymptote: x -axis ($y = 0$) as $x \rightarrow -\infty$

Increasing; one-to-one; smooth; continuous

See Figure 21 for a typical graph.

$$f(x) = Ca^x, \quad 0 < a < 1, C > 0$$

Domain: the interval $(-\infty, \infty)$

Range: the interval $(0, \infty)$

x -intercepts: none; y -intercept: C

Horizontal asymptote: x -axis ($y = 0$) as $x \rightarrow \infty$

Decreasing; one-to-one; smooth; continuous

See Figure 25 for a typical graph.

Number e (p. 287)	Number approached by the expression $\left(1 + \frac{1}{n}\right)^n$ as $n \rightarrow \infty$	
Property of exponents (p. 288)	If $a^u = a^v$, then $u = v$.	
Natural logarithm (p. 299)	$y = \ln x$ if and only if $x = e^y$.	
Properties of the logarithmic function (p. 304)	$f(x) = \log_a x, \quad a > 1$ ($y = \log_a x$ if and only if $x = a^y$)	Domain: the interval $(0, \infty)$ Range: the interval $(-\infty, \infty)$ x -intercept: 1; y -intercept: none Vertical asymptote: $x = 0$ (y -axis) Increasing; one-to-one; smooth; continuous See Figure 39(a) for a typical graph.
	$f(x) = \log_a x, \quad 0 < a < 1$ ($y = \log_a x$ if and only if $x = a^y$)	Domain: the interval $(0, \infty)$ Range: the interval $(-\infty, \infty)$ x -intercept: 1; y -intercept: none Vertical asymptote: $x = 0$ (y -axis) Decreasing; one-to-one; smooth; continuous See Figure 39(b) for a typical graph.
Properties of logarithms (pp. 309–310, 313)	$\log_a 1 = 0 \quad \log_a a = 1 \quad a^{\log_a M} = M \quad \log_a a^r = r \quad a^r = e^{r \ln a}$ $\log_a(MN) = \log_a M + \log_a N \quad \log_a\left(\frac{M}{N}\right) = \log_a M - \log_a N$ $\log_a M^r = r \log_a M$ If $M = N$, then $\log_a M = \log_a N$. If $\log_a M = \log_a N$, then $M = N$.	

Formulas

Change-of-Base Formula (p. 314)	$\log_a M = \frac{\log_b M}{\log_b a} \quad a \neq 1, b \neq 1, \text{ and } M \text{ are positive real numbers}$
Compound Interest Formula (p. 326)	$A = P \cdot \left(1 + \frac{r}{n}\right)^{nt}$
Continuous compounding (p. 328)	$A = Pe^{rt}$
Effective rate of interest (p. 329)	Compounding n times per year: $r_E = \left(1 + \frac{r}{n}\right)^n - 1$ Continuous compounding: $r_E = e^r - 1$
Present Value Formulas (p. 330)	$P = A \cdot \left(1 + \frac{r}{n}\right)^{-nt}$ or $P = Ae^{-rt}$
Uninhibited growth or decay (pp. 335, 337)	$A(t) = A_0 e^{kt} \quad k \neq 0; \text{ growth, } k > 0; \text{ decay, } k < 0$
Newton's Law of Cooling (p. 338)	$u(t) = T + (u_0 - T)e^{kt} \quad k < 0$
Logistic model (p. 340)	$P(t) = \frac{c}{1 + ae^{-bt}} \quad a > 0, c > 0, b \neq 0$

Objectives

Section	You should be able to . . .	Example(s)	Review Exercises
5.1	1 Form a composite function (p. 259)	1, 2, 4, 5	1–6
	2 Find the domain of a composite function (p. 260)	2–4	4–6
5.2	1 Determine whether a function is one-to-one (p. 267)	1, 2	7(a), 8
	2 Obtain the graph of the inverse function from the graph of a one-to-one function (p. 270)	3	8
	3 Verify an inverse function (p. 271)	4, 5	9, 10
5.3	4 Find the inverse of a function defined by an equation (p. 272)	6, 7, 8	11–14
	1 Evaluate exponential functions (p. 279)	1	15(a), (c), 48(a)
	2 Graph exponential functions (p. 283)	3–6	32–34, (a)–(c), 35(d)–(f)
	3 Define the number e (p. 286)	p. 287	
	4 Solve exponential equations (p. 288)	7, 8	36, 37, 40, 42, 48(b)

Section	You should be able to . . .	Example(s)	Review Exercises
5.4	1 Change exponential statements to logarithmic statements and logarithmic statements to exponential statements (p. 296)	2, 3	16, 17
	2 Evaluate logarithmic expressions (p. 297)	4	15(b), (d), 20, 47(b), 49(a), 50
	3 Determine the domain of a logarithmic function (p. 297)	5	18, 19, 35(a)
	4 Graph logarithmic functions (p. 298)	6, 7	32–34, (d)–(f), 35(b)–(c), 47(a)
	5 Solve logarithmic equations (p. 302)	8, 9	38, 47(c), 49(b)
5.5	1 Work with the properties of logarithms (p. 309)	1, 2	21, 22
	2 Write a logarithmic expression as a sum or difference of logarithms (p. 311)	3–5	23–26
	3 Write a logarithmic expression as a single logarithm (p. 312)	6	27–29
5.6	4 Evaluate logarithms whose base is neither 10 nor e (p. 313)	7, 8	30, 31
	1 Solve logarithmic equations (p. 318)	1–3	38, 41, 44
5.7	2 Solve exponential equations (p. 320)	4–6	39, 43, 45, 46
	3 Solve logarithmic and exponential equations using a graphing utility (p. 321)	7	36–46
	1 Determine the future value of a lump sum of money (p. 325)	1–3	51
5.8	2 Calculate effective rates of return (p. 328)	4	51
	3 Determine the present value of a lump sum of money (p. 329)	5	52
	4 Determine the rate of interest or the time required to double a lump sum of money (p. 330)	6, 7	51
	1 Model populations that obey the law of uninhibited growth (p. 335)	1, 2	55
5.9	2 Model populations that obey the law of uninhibited decay (p. 337)	3	53, 56
	3 Use Newton's Law of Cooling (p. 338)	4	54
	4 Use logistic models (p. 340)	5, 6	57
	1 Build an exponential model from data (p. 346)	1	58
5.9	2 Build a logarithmic model from data (p. 348)	2	59
	3 Build a logistic model from data (p. 348)	3	60

Review Exercises

In Problems 1–3, for each pair of functions f and g , find:

(a) $(f \circ g)(2)$ (b) $(g \circ f)(-2)$ (c) $(f \circ f)(4)$ (d) $(g \circ g)(-1)$

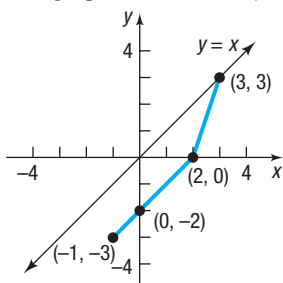
1. $f(x) = 3x - 5$; $g(x) = 1 - 2x^2$ 2. $f(x) = \sqrt{x + 2}$; $g(x) = 2x^2 + 1$ 3. $f(x) = e^x$; $g(x) = 3x - 2$

In Problems 4–6, find $f \circ g$, $g \circ f$, $f \circ f$, and $g \circ g$ for each pair of functions. State the domain of each composite function.

4. $f(x) = 2 - x$; $g(x) = 3x + 1$ 5. $f(x) = \sqrt{3x}$; $g(x) = 1 + x + x^2$ 6. $f(x) = \frac{x + 1}{x - 1}$; $g(x) = \frac{1}{x}$

7. (a) Verify that the function below is one-to-one. (b) Find its inverse.
 $\{(1, 2), (3, 5), (5, 8), (6, 10)\}$

8. The graph of a function f is given below. State why f is one-to-one. Then draw the graph of the inverse function f^{-1} .



In Problems 9 and 10, verify that the functions f and g are inverses of each other by showing that $f(g(x)) = x$ and $g(f(x)) = x$. Give any values of x that need to be excluded from the domain of f and the domain of g .

9. $f(x) = 5x - 10$; $g(x) = \frac{1}{5}x + 2$

10. $f(x) = \frac{x - 4}{x}$; $g(x) = \frac{4}{1 - x}$

In Problems 11–14, each function is one-to-one. Find the inverse of each function and check your answer. Find the domain and range of f and f^{-1} .

11. $f(x) = \frac{2x+3}{5x-2}$

12. $f(x) = \frac{1}{x-1}$

13. $f(x) = \sqrt{x-2}$

14. $f(x) = x^{1/3} + 1$

15. Given $f(x) = 3^x$ and $g(x) = \log_3 x$, evaluate each of the following.

(a) $f(4)$

(b) $g(9)$

(c) $f(-2)$

(d) $g\left(\frac{1}{27}\right)$

16. Change $5^2 = z$ to an equivalent statement involving a logarithm.

17. Change $\log_5 u = 13$ to an equivalent statement involving an exponent.

In Problems 18 and 19, find the domain of each logarithmic function.

18. $f(x) = \log(3x - 2)$

19. $H(x) = \log_2(x^2 - 3x + 2)$

In Problems 20–22, find the exact value of each expression. Do not use a calculator.

20. $\log_2\left(\frac{1}{8}\right)$

21. $\ln e^{\sqrt{2}}$

22. $2^{\log_2 0.4}$

In Problems 23–26, write each expression as the sum and/or difference of logarithms. Express powers as factors.

23. $\log_3\left(\frac{uv^2}{w}\right)$ $u > 0, v > 0, w > 0$

24. $\log_2(a^2 \sqrt{b})^4$ $a > 0, b > 0$

25. $\log(x^2 \sqrt{x^3 + 1})$ $x > 0$

26. $\ln\left(\frac{2x+3}{x^2-3x+2}\right)^2$ $x > 2$

In Problems 27–29, write each expression as a single logarithm.

27. $3 \log_4 x^2 + \frac{1}{2} \log_4 \sqrt{x}$

28. $\ln\left(\frac{x-1}{x}\right) + \ln\left(\frac{x}{x+1}\right) - \ln(x^2 - 1)$

29. $\frac{1}{2} \ln(x^2 + 1) - 4 \ln \frac{1}{2} - \frac{1}{2} [\ln(x-4) + \ln x]$

30. Use the Change-of-Base Formula and a calculator to evaluate $\log_4 19$. Round your answer to three decimal places.

31. Graph $y = \log_3 x$ using a graphing utility and the Change-of-Base Formula.

In Problems 32–35, for each function f :

(a) Find the domain of f .

(b) Graph f .

(c) From the graph, determine the range and any asymptotes of f .

(d) Find f^{-1} , the inverse function of f .

(e) Find the domain and the range of f^{-1} .

(f) Graph f^{-1} .

32. $f(x) = 2^{x-3}$

33. $f(x) = 1 + 3^{-x}$

34. $f(x) = 3e^{x-2}$

35. $f(x) = \frac{1}{2} \ln(x+3)$

In Problems 36–46, solve each equation. Express irrational solutions in exact form.

36. $8^{6+3x} = 4$

37. $3^{x^2+x} = \sqrt{3}$

38. $\log_x 64 = -3$

39. $5^x = 3^{x+2}$

40. $25^{2x} = 5^{x^2-12}$

41. $\log_3 \sqrt{x-2} = 2$

42. $8 = 4^{x^2} \cdot 2^{5x}$

43. $2^x \cdot 5 = 10^x$

44. $\log_6(x+3) + \log_6(x+4) = 1$

45. $e^{1-x} = 5$

46. $9^x + 4 \cdot 3^x - 3 = 0$

47. Suppose that $f(x) = \log_2(x-2) + 1$.

(a) Graph f .

(b) What is $f(6)$? What point is on the graph of f ?

(c) Solve $f(x) = 4$. What point is on the graph of f ?

(d) Based on the graph drawn in part (a), solve $f(x) > 0$.

(e) Find $f^{-1}(x)$. Graph f^{-1} on the same Cartesian plane as f .

48. **Amplifying Sound** An amplifier's power output P (in watts) is related to its decibel voltage gain d by the formula

$$P = 25e^{0.1d}$$

(a) Find the power output for a decibel voltage gain of 4 decibels.

(b) For a power output of 50 watts, what is the decibel voltage gain?

49. **Limiting Magnitude of a Telescope** A telescope is limited in its usefulness by the brightness of the star that it is aimed at and by the diameter of its lens. One measure of a star's brightness is its *magnitude*; the dimmer the star, the larger its magnitude. A formula for the limiting magnitude L of a telescope—that is, the magnitude of the dimmest star that it can be used to view—is given by

$$L = 9 + 5.1 \log d$$

where d is the diameter (in inches) of the lens.

(a) What is the limiting magnitude of a 3.5-inch telescope?


(b) What diameter is required to view a star of magnitude 14?

- 50. Salvage Value** The number of years n for a piece of machinery to depreciate to a known salvage value can be found using the formula

$$n = \frac{\log s - \log i}{\log(1 - d)}$$

where s is the salvage value of the machinery, i is its initial value, and d is the annual rate of depreciation.

- (a) How many years will it take for a piece of machinery to decline in value from \$90,000 to \$10,000 if the annual rate of depreciation is 0.20 (20%)?
 (b) How many years will it take for a piece of machinery to lose half of its value if the annual rate of depreciation is 15%?

-  **51. Funding a College Education** A child's grandparents purchase a \$10,000 bond fund that matures in 18 years to be used for her college education. The bond fund pays 4% interest compounded semiannually. How much will the bond fund be worth at maturity? What is the effective rate of interest? How long will it take the bond to double in value under these terms?

- 52. Funding a College Education** A child's grandparents wish to purchase a bond that matures in 18 years to be used for her college education. The bond pays 4% interest compounded semiannually. How much should they pay so that the bond will be worth \$85,000 at maturity?

- 53. Estimating the Date When a Prehistoric Man Died** The bones of a prehistoric man found in the desert of New Mexico contain approximately 5% of the original amount of carbon-14. If the half-life of carbon-14 is 5730 years, approximately how long ago did the man die?

- 54. Temperature of a Skillet** A skillet is removed from an oven where the temperature is 450°F and placed in a room where the temperature is 70°F. After 5 minutes, the temperature of the skillet is 400°F. How long will it be until its temperature is 150°F?

- 55. World Population** The annual growth rate of the world's population in 2018 was $k = 1.1\% = 0.011$. The population of the world in 2018 was 7,632,819,325. Letting $t = 0$ represent 2018, use the uninhibited growth model to predict the world's population in the year 2024.


Source: worldometers.info


- 56. Radioactive Decay** The half-life of radioactive cobalt is 5.27 years. If 100 grams of radioactive cobalt is present now, how much will be present in 20 years? In 40 years?

- 57. Logistic Growth** The logistic growth model

$$P(t) = \frac{0.8}{1 + 1.67e^{-0.16t}}$$

represents the proportion of new cars with a global positioning system (GPS). Let $t = 0$ represent 2006, $t = 1$ represent 2007, and so on.


- (a) What proportion of new cars in 2006 had a GPS?
 (b) Determine the maximum proportion of new cars that have a GPS.
 (c) Using a graphing utility, graph $P = P(t)$.
 (d) When will 75% of new cars have a GPS?


-  **58. Rising Tuition** The following data represent the average in-state tuition and fees (in 2017 dollars) at public four-year colleges and universities in the United States from the academic year 1990–91 to the academic year 2017–18.

Academic Year	Tuition and Fees (2017 dollars)
1990–91 ($x = 0$)	3580
1995–96 ($x = 5$)	4510
2000–01 ($x = 10$)	4970
2005–06 ($x = 15$)	6880
2009–10 ($x = 19$)	8040
2013–14 ($x = 23$)	9310
2017–18 ($x = 27$)	9970

Source: The College Board

- (a) Using a graphing utility, draw a scatter plot with academic year as the independent variable.
 (b) Using a graphing utility, build an exponential model from the data.
 (c) Express the function found in part (b) in the form $A(t) = A_0e^{kt}$.
 (d) Graph the exponential function found in part (b) or (c) on the scatter plot.
 (e) Predict the academic year when the average tuition will reach \$16,000.


-  **59. Wind Chill Factor** The data represent the wind speed (mph) and the wind chill factor at an air temperature of 15°F.



Wind Speed (mph)	Wind Chill Factor (°F)
5	7
10	3
15	0
20	-2
25	-4
30	-5
35	-7

Source: U.S. National Weather Service

- (a) Using a graphing utility, draw a scatter plot with wind speed as the independent variable.
 (b) Using a graphing utility, build a logarithmic model from the data.
 (c) Using a graphing utility, draw the logarithmic function found in part (b) on the scatter plot.
 (d) Use the function found in part (b) to predict the wind chill factor if the air temperature is 15°F and the wind speed is 23 mph.

-  **60. Spreading of a Disease** Jack and Diane live in a small town of 50 people. Unfortunately, both Jack and Diane have a cold. Those who come in contact with someone who has this cold will themselves catch the cold. The data that follow on the next page represent the number of people in the small town who have caught the cold after t days.

(continued)



Days, t	Number of People with Cold, C
0	2
1	4
2	8
3	14
4	22
5	30
6	37
7	42
8	44

- Using a graphing utility, draw a scatter plot of the data. Comment on the type of relation that appears to exist between the number of days that have passed and the number of people with a cold.
- Using a graphing utility, build a logistic model from the data.
- Graph the function found in part (b) on the scatter plot.
- According to the function found in part (b), what is the maximum number of people who will catch the cold? In reality, what is the maximum number of people who could catch the cold?
- Sometime between the second and third day, 10 people in the town had a cold. According to the model found in part (b), when did 10 people have a cold?
- How long will it take for 46 people to catch the cold?

Chapter Test

CHAPTER Test Prep VIDEOS

The Chapter Test Prep Videos include step-by-step solutions to all chapter test exercises. These videos are available in MyLab™ Math, or on this text's YouTube Channel. Refer to the Preface for a link to the YouTube channel.

1. If $f(x) = \frac{x+2}{x-2}$ and $g(x) = 2x+5$, find:

- $f \circ g$ and state its domain
- $(g \circ f)(-2)$
- $(f \circ g)(-2)$

2. Determine whether the function is one-to-one.

- $y = 4x^2 + 3$
- $y = \sqrt{x+3} - 5$

3. Find the inverse of $f(x) = \frac{2}{3x-5}$ and check your answer. State the domain and the range of f and f^{-1} .

4. If the point $(3, -5)$ is on the graph of a one-to-one function f , what point must be on the graph of f^{-1} ?

In Problems 5–7, solve each equation.

- $3^x = 243$
- $\log_b 16 = 2$
- $\log_5 x = 4$

In Problems 8–11, evaluate each expression. without using a calculator.

- $\log_6 \frac{1}{36}$
- $\log 10,000$
- $8^{\log_2 5}$
- $\ln e^7$

In Problems 12 and 13, for each function f :

- Find the domain of f .
 - Graph f .
 - From the graph, of f , find the range and any asymptotes.
 - Find f^{-1} , the inverse of f .
 - Find the domain and the range of f^{-1} .
 - Graph f^{-1} .
12. $f(x) = 4^{x+1} - 2$
13. $f(x) = 1 - \log_5(x - 2)$

In Problems 14–19, solve each equation. Express irrational solutions in exact form.

- $5^{x+2} = 125$
- $8 - 2e^{-x} = 4$
- $7^{x+3} = e^x$
- $\log(x+9) = 2$
- $\log(x^2+3) = \log(x+6)$
- $\log_2(x-4) + \log_2(x+4) = 3$

20. Write $\log_2\left(\frac{4x^3}{x^2-3x-18}\right)$ as the sum and/or difference of logarithms. Express powers as factors.

21. A 50-mg sample of a radioactive substance decays to 34 mg after 30 days. How long will it take for there to be 2 mg remaining?

- If \$1000 is invested at 5% compounded monthly, how much is there after 8 months?
- If you want to have \$1000 in 9 months, how much do you need to place in a savings account now that pays 5% compounded quarterly?
- How long does it take to double your money if you can invest it at 6% compounded annually?

23. The decibel level, D , of sound is given by the equation

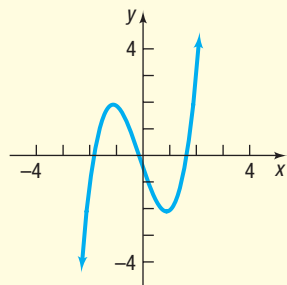
$$D = 10 \log\left(\frac{I}{I_0}\right)$$

where I is the intensity of the sound and $I_0 = 10^{-12}$ watt per square meter.

- If the shout of a single person measures 80 decibels, how loud would the sound be if two people shout at the same time? That is, how loud would the sound be if the intensity doubled?
- The pain threshold for sound is 125 decibels. If the Athens Olympic Stadium 2004 (Olympiako Stadio Athinas 'Spyros Louis') can seat 74,400 people, how many people in the crowd need to shout at the same time for the resulting sound level to meet or exceed the pain threshold? (Ignore any possible sound dampening.)

Cumulative Review

1. Is the following graph the graph of a function? If it is, is the function one-to-one?



2. For the function $f(x) = 2x^2 - 3x + 1$, find:

(a) $f(3)$ (b) $f(-x)$ (c) $f(x + h)$

3. Determine which points are on the graph of $x^2 + y^2 = 1$.

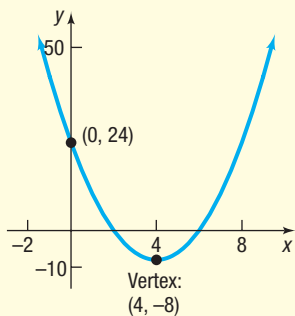
(a) $\left(\frac{1}{2}, \frac{1}{2}\right)$ (b) $\left(\frac{1}{2}, \frac{\sqrt{3}}{2}\right)$

4. Solve the equation $3(x - 2) = 4(x + 5)$.

5. Graph the line $2x - 4y = 16$.

6. (a) Graph the quadratic function $f(x) = -x^2 + 2x - 3$ by determining whether its graph is concave up or concave down and by finding its vertex, axis of symmetry, y -intercept, and x -intercept(s), if any.
(b) Solve $f(x) \leq 0$.

7. Determine the quadratic function whose graph is given in the figure.



8. Graph $f(x) = 3(x + 1)^3 - 2$ using transformations.

9. Given that $f(x) = x^2 + 2$ and $g(x) = \frac{2}{x - 3}$,

find $(f \circ g)(x)$ and state its domain. What is $(f \circ g)(5)$?

10. For the polynomial function

$$f(x) = 3x^4 - 15x^3 - 12x^2 + 60x$$

- (a) Determine the end behavior of the graph.
(b) Find the x - and y -intercepts of the graph.
(c) Find the real zeros and their multiplicity, and determine if the graph crosses or touches the x -axis at each intercept.
(d) Determine the maximum number of turning points on the graph.
(e) Graph the function.

11. For the function $g(x) = 3^x + 2$:

- (a) Graph g using transformations. State the domain, range, and horizontal asymptote of the graph of g .
(b) Determine the inverse of g . State the domain, range, and vertical asymptote of the graph of g^{-1} .
(c) On the same coordinate axes as g , graph g^{-1} .

12. Solve the equation: $4^{x-3} = 8^{2x}$

13. Solve the equation: $\log_3(x + 1) + \log_3(2x - 3) = \log_9 9$

14. Suppose that $f(x) = \log_3(x + 2)$. Solve:

- (a) $f(x) = 0$
(b) $f(x) > 0$
(c) $f(x) = 3$



15. **Data Analysis** The following data represent the percent of all drivers by age who have been stopped by the police for any reason within the past year. The median age represents the midpoint of the upper and lower limit for the age range.

Age Range	Median Age, x	Percent Stopped, y
16–19	17.5	18.2
20–29	24.5	16.8
30–39	34.5	11.3
40–49	44.5	9.4
50–59	54.5	7.7
≥ 60	69.5	3.8

- (a) Using a graphing utility, draw a scatter plot of the data treating median age, x , as the independent variable.
(b) Determine a model that best describes the relation between median age and percent stopped. You may choose from among linear, quadratic, cubic, exponential, logarithmic, and logistic models.
(c) Provide a justification for the model that you selected in part (b).

Chapter Projects



Internet-based Project

I. Depreciation of Cars Kelley Blue Book is a guide that provides the current retail price of cars. You can access the Kelley Blue Book online at www.kbb.com.

- Identify three cars that you are considering purchasing, and find the Kelley Blue Book value of the cars for 0 (brand new), 1, 2, 3, 4, and 5 years of age. Online, the value of the car can be found by selecting Price New/Used. Enter the year, make, and model of the new or used car you are selecting. To be consistent, assume the cars will be driven 12,000 miles per year, so a 1-year-old car will have 12,000 miles, a 2-year-old car will have 24,000 miles, and so on. Choose the same options for each year, and select Buy from a Private Party when choosing a price type. Finally, determine the suggested retail price for cars that are in Excellent, Good, and Fair shape. You should have a total of 16 observations (1 for a brand new car, 3 for a 1-year-old car, 3 for a 2-year-old car, and so on).
- Draw a scatter plot of the data with age as the independent variable and value as the dependent variable using Excel, a TI-graphing calculator, or some other spreadsheet. The Chapter 3 project describes how to draw a scatter plot in Excel.
- Determine the exponential function of best fit. Graph the exponential function of best fit on the scatter plot. To do this in Excel, right click on any data point in the scatter plot. Now select Add Trendline. Select the Exponential radio button and select Display Equation on Chart. See

Figure 57. Move the Trendline Options window off to the side, if necessary, and you will see the exponential function of best fit displayed on the scatter plot. Do you think the function accurately describes the relation between age of the car and suggested retail price?

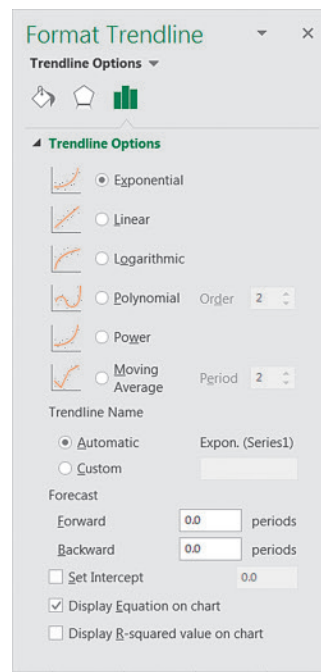


Figure 57

- The exponential function of best fit is of the form $y = Ce^{rx}$, where y is the suggested retail value of the car and x is the age of the car (in years). What does the value of C represent? What does the value of r represent? What is the depreciation rate for each car that you are considering?
- Write a report detailing which car you would purchase based on the depreciation rate you found for each car.

Citation: Excel © 2018 Microsoft Corporation. Used with permission from Microsoft.

The following projects are available on the Instructor's Resource Center (IRC):

- Hot Coffee** A fast-food restaurant wants a special container to hold coffee. The restaurant wishes the container to quickly cool the coffee from 200° to 130°F and keep the liquid between 110° and 130°F as long as possible. The restaurant has three containers to select from. Which one should be purchased?
- Project at Motorola Thermal Fatigue of Solder Connections** Product reliability is a major concern of a manufacturer. Here a logarithmic transformation is used to simplify the analysis of a cell phone's ability to withstand temperature change.

Trigonometric Functions

6

Length of Day Revisited

The length of a day depends on the day of the year as well as on the latitude of the location. Latitude gives the location of a point on Earth north or south of the equator. In Chapter 4 we found a model that describes the relation between the length of day and latitude for a specific day of the year. In the Internet Project at the end of this chapter, we will find a model that describes the relation between the length of day and day of the year for a specific latitude.



— See the Internet-based Chapter Project I—



← A Look Back

In Chapter 2, we began our discussion of functions. We defined domain and range and independent and dependent variables; we found the value of a function and graphed functions. We continued our study of functions by listing properties of functions, such as being even or odd, and we created a library of functions, naming key functions and listing their properties, including the graph. In Chapter 5, we introduced exponential and logarithmic functions, which we classified as transcendental functions.

A Look Ahead →

In this chapter, we continue to study transcendental functions by defining the trigonometric functions, six functions that have wide application. We find their domain and range, evaluate them, graph them, and develop a list of their properties.

There are two widely accepted approaches to the development of the trigonometric functions: one uses right triangles; the other uses circles, especially the unit circle. In this text, we develop the trigonometric functions using the unit circle. In Chapter 8, we present right triangle trigonometry.

Outline

- 6.1 Angles, Arc Length, and Circular Motion
 - 6.2 Trigonometric Functions: Unit Circle Approach
 - 6.3 Properties of the Trigonometric Functions
 - 6.4 Graphs of the Sine and Cosine Functions
 - 6.5 Graphs of the Tangent, Cotangent, Cosecant, and Secant Functions
 - 6.6 Phase Shift; Sinusoidal Curve Fitting
- Chapter Review
Chapter Test
Cumulative Review
Chapter Projects

6.1 Angles, Arc Length, and Circular Motion

PREPARING FOR THIS SECTION Before getting started, review the following:

- Circumference and Area of a Circle (Section A.2, p. A16)
- Uniform Motion (Section A.8, pp. A66–A67)

 **Now Work** the 'Are You Prepared?' problems on page 370.

- OBJECTIVES**
- 1 Angles and Degree Measure (p. 362)
 - 2 Convert between Decimal and Degree, Minute, Second Measures for Angles (p. 364)
 - 3 Find the Length of an Arc of a Circle (p. 365)
 - 4 Convert from Degrees to Radians and from Radians to Degrees (p. 366)
 - 5 Find the Area of a Sector of a Circle (p. 368)
 - 6 Find the Linear Speed of an Object Traveling in Circular Motion (p. 369)

1 Angles and Degree Measure

A **ray**, or **half-line**, is a portion of a line that starts at a point V on the line and extends indefinitely in one direction. The starting point V of a ray is called its **vertex**. See Figure 1.



Figure 1 A ray or half-line

When two rays are drawn with a common vertex, they form an **angle**. We call one ray of an angle the **initial side** and the other the **terminal side**. The angle formed is identified by showing the direction and amount of rotation from the initial side to the terminal side. If the rotation is in the counterclockwise direction, the angle is **positive**; if the rotation is clockwise, the angle is **negative**. See Figure 2.

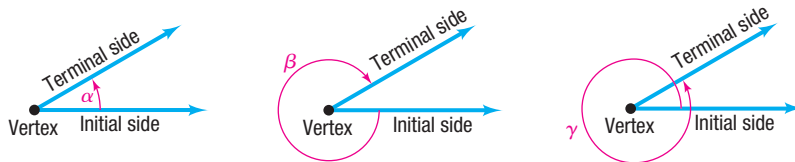


Figure 2

(a) Counterclockwise rotation;
Positive angle

(b) Clockwise rotation;
Negative angle

(c) Counterclockwise rotation;
Positive angle

Lowercase Greek letters, such as α (alpha), β (beta), γ (gamma), and θ (theta), are often used to denote angles. Notice in Figure 2(a) that the angle α is positive because the direction of the rotation from the initial side to the terminal side is counterclockwise. The angle β in Figure 2(b) is negative because the rotation is clockwise. The angle γ in Figure 2(c) is positive. Notice that the angle α in Figure 2(a) and the angle γ in Figure 2(c) have the same initial side and the same terminal side. However, α and γ are unequal, because the amount of rotation required to go from the initial side to the terminal side is greater for angle γ than for angle α .

An angle θ is said to be in **standard position** if its vertex is at the origin of a rectangular coordinate system and its initial side coincides with the positive x -axis. See Figure 3.

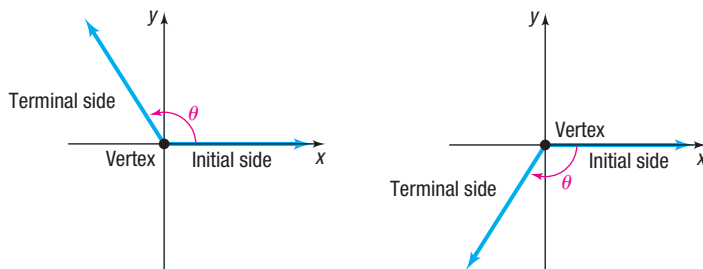


Figure 3 Standard position of an angle

(a) θ is in standard position;
 θ is positive

(b) θ is in standard position;
 θ is negative

Need to Review?

- Rectangular Coordinates are discussed in Section 1.1, p. 2.

When an angle θ is in standard position, either the terminal side will lie in a quadrant, in which case we say that θ **lies in that quadrant**, or the terminal side will lie on the x -axis or the y -axis, in which case we say that θ is a **quadrantal angle**. For example, the angle θ in Figure 4(a) lies in quadrant II, the angle θ in Figure 4(b) lies in quadrant IV, and the angle θ in Figure 4(c) is a quadrantal angle.

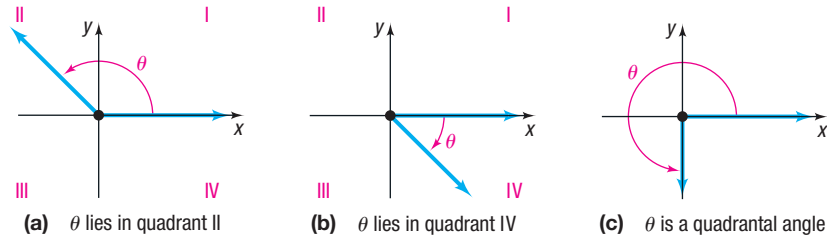


Figure 4

Angles are measured by determining the amount of rotation needed for the initial side to coincide with the terminal side. The two commonly used measures for angles are *degrees* and *radians*.

Degree Measure

HISTORICAL NOTE One counterclockwise rotation was said to measure 360° because the Babylonian year had 360 days.

The angle formed by rotating the initial side exactly once in the counterclockwise direction until it coincides with itself (1 revolution) is said to measure 360 degrees, abbreviated 360° . **One degree, 1°** , is $\frac{1}{360}$ revolution. A **right angle** is an angle that measures 90° , or $\frac{1}{4}$ revolution; a **straight angle** is an angle that measures 180° , or $\frac{1}{2}$ revolution. See Figure 5. As Figure 5(b) shows, it is customary to indicate a right angle by using the symbol \square .

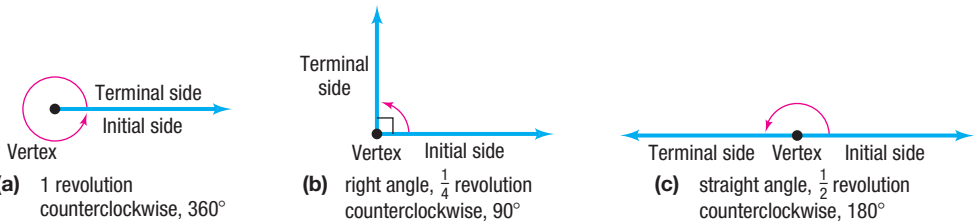


Figure 5

It is also customary to refer to an angle that measures θ degrees as an angle of θ degrees.

EXAMPLE 1

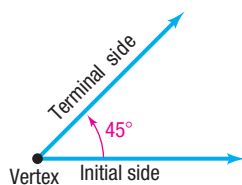
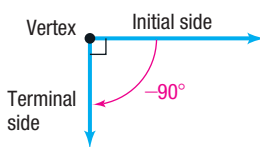
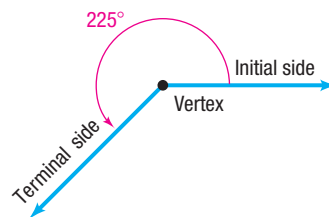
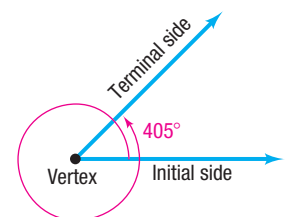
Drawing an Angle

Draw each angle in standard position.

- (a) 45° (b) -90° (c) 225° (d) 405°

Solution

- (a) An angle of 45° is $\frac{1}{2}$ of a right angle. See Figure 6.
 (b) An angle of -90° is $\frac{1}{4}$ revolution in the clockwise direction. See Figure 7.
 (c) An angle of 225° consists of a rotation through 180° followed by a rotation through 45° . See Figure 8.
 (d) An angle of 405° consists of 1 revolution (360°) followed by a rotation through 45° . See Figure 9.

Figure 6 45° angleFigure 7 -90° angleFigure 8 225° angleFigure 9 405° angle

2 Convert between Decimal and Degree, Minute, Second Measures for Angles

Although subdivisions of a degree may be obtained by using decimals, the notion of *minutes* and *seconds* may also be used. **One minute**, denoted by $1'$, is defined as $\frac{1}{60}$ degree. **One second**, denoted by $1''$, is defined as $\frac{1}{60}$ minute or, equivalently, $\frac{1}{3600}$ degree. An angle of, say, 30 degrees, 40 minutes, 10 seconds is written compactly as $30^\circ 40' 10''$. To summarize:

$$\begin{aligned} 1 \text{ counterclockwise revolution} &= 360^\circ \\ 1^\circ &= 60' \quad 1' = 60'' \end{aligned} \quad (1)$$

It is sometimes necessary to convert from the degree, minute, second notation ($D^\circ M'S''$) to a decimal form, and vice versa.

EXAMPLE 2

Converting between Decimal Form and the Degree, Minute, Second Form

- (a) Convert $50^\circ 6' 21''$ to a decimal in degrees. Round the answer to four decimal places.
 (b) Convert 21.256° to the degree, minute, second notation. Round the answer to the nearest second.

Solution

- (a) Because $1' = \left(\frac{1}{60}\right)^\circ$ and $1'' = \left(\frac{1}{60}\right)' = \left(\frac{1}{60} \cdot \frac{1}{60}\right)^\circ$, convert as follows:

$$\begin{aligned} 50^\circ 6' 21'' &= 50^\circ + 6' + 21'' = 50^\circ + 6 \cdot 1' + 21 \cdot 1'' \\ &= 50^\circ + 6 \cdot \left(\frac{1}{60}\right)^\circ + 21 \cdot \left(\frac{1}{60} \cdot \frac{1}{60}\right)^\circ && \text{Convert minutes and} \\ &\approx 50^\circ + 0.1^\circ + 0.0058^\circ && \text{seconds to degrees.} \\ &= 50.1058^\circ \end{aligned}$$

- (b) Because $1^\circ = 60'$ and $1' = 60''$, proceed as follows:

$$\begin{aligned} 21.256^\circ &= 21^\circ + 0.256^\circ \\ &= 21^\circ + 0.256 \cdot 1^\circ \\ &= 21^\circ + 0.256 \cdot 60' && \text{Convert fraction of degree} \\ &= 21^\circ + 15.36' && \text{to minutes; } 1^\circ = 60'. \\ &= 21^\circ + 15' + 0.36' \\ &= 21^\circ + 15' + 0.36 \cdot 1' \\ &= 21^\circ + 15' + 0.36 \cdot 60'' && \text{Convert fraction of minute to} \\ &= 21^\circ + 15' + 21.6'' && \text{seconds; } 1' = 60''. \\ &\approx 21^\circ 15' 22'' && \text{Round to the nearest second.} \end{aligned}$$



COMMENT Graphing calculators (and some scientific calculators) have the ability to convert from *degree, minute, second* to decimal form, and vice versa. Consult your owner's manual. ■

Now Work PROBLEMS 59 AND 65



In many applications, such as describing the exact location of a star or the precise position of a ship at sea, angles measured in degrees, minutes, and even seconds are used. For calculation purposes, these are transformed to decimal form. In other applications, especially those in calculus, angles are measured using *radians*.

Radian Measure

A **central angle** is a positive angle whose vertex is at the center of a circle. The rays of a central angle subtend (intersect) an arc on the circle. If the radius of the circle is r

and the length of the arc subtended by the central angle is also r , then the measure of the angle is **1 radian**. See Figure 10(a).

For a circle of radius 1, the rays of a central angle with measure 1 radian subtend an arc of length 1. For a circle of radius 3, the rays of a central angle with measure 1 radian subtend an arc of length 3. See Figure 10(b).

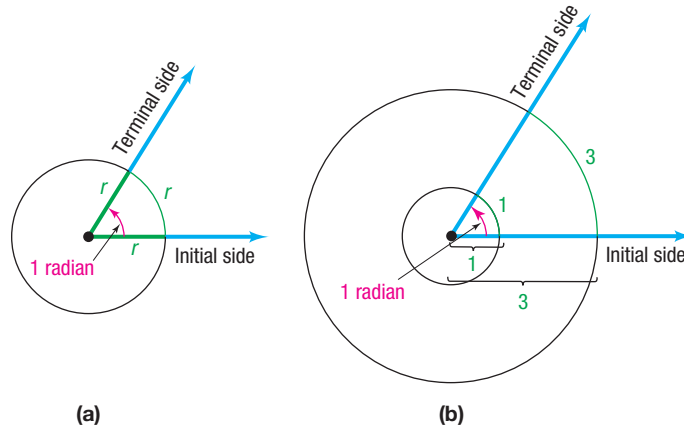
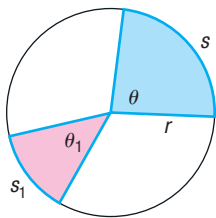


Figure 10

Figure 11 $\frac{\theta}{\theta_1} = \frac{s}{s_1}$

3 Find the Length of an Arc of a Circle

Now consider a circle of radius r and two central angles, θ and θ_1 , measured in radians. Suppose that these central angles subtend arcs of lengths s and s_1 , respectively, as shown in Figure 11. From geometry, the ratio of the measures of the angles equals the ratio of the corresponding lengths of the arcs subtended by these angles; that is,

$$\frac{\theta}{\theta_1} = \frac{s}{s_1} \quad (2)$$

Suppose that $\theta_1 = 1$ radian. Refer again to Figure 10(a). The length s_1 of the arc subtended by the central angle $\theta_1 = 1$ radian equals the radius r of the circle. Then $s_1 = r$, so equation (2) reduces to

$$\frac{\theta}{1} = \frac{s}{r} \quad \text{or} \quad s = r\theta \quad (3)$$

THEOREM Arc Length

For a circle of radius r , a central angle of θ radians subtends an arc whose length s is

$$s = r\theta \quad (4)$$

NOTE Formulas must be consistent with the units used. In formula (4), we write

$$s = r\theta$$

To see the units, use equation (3) and write

$$\begin{aligned} \frac{\theta \text{ radians}}{1 \text{ radian}} &= \frac{s \text{ length units}}{r \text{ length units}} \\ s \text{ length units} &= r \text{ length units} \frac{\theta \text{ radians}}{1 \text{ radian}} \end{aligned}$$

The radians cancel, leaving

$$s \text{ length units} = (r \text{ length units})\theta \quad \mathbf{s = r\theta}$$

where θ appears to be “dimensionless” but, in fact, is measured in radians. So, in the formula $s = r\theta$, the dimension for θ is radians, and any convenient unit of length (such as inches or meters) can be used for s and r . ■

EXAMPLE 3**Finding the Length of an Arc of a Circle**

Find the length of the arc of a circle of radius 2 meters subtended by a central angle of 0.25 radian.

Solution Use formula (4) with $r = 2$ meters and $\theta = 0.25$. The length s of the arc is

$$s = r\theta = 2 \cdot 0.25 = 0.5 \text{ meter}$$

 **Now Work** PROBLEM 71

4 Convert from Degrees to Radians and from Radians to Degrees

With two ways to measure angles, it is important to be able to convert from one measure to the other. Consider a circle of radius r . A central angle of 1 revolution subtends an arc equal to the circumference of the circle. See Figure 12. Because the circumference of a circle of radius r equals $2\pi r$, substitute $2\pi r$ for s in formula (4) to find that, for an angle θ of 1 revolution,

$$\begin{aligned} s &= r\theta \\ 2\pi r &= r\theta && \theta = 1 \text{ revolution; } s = 2\pi r \\ \theta &= 2\pi \text{ radians} && \text{Solve for } \theta. \end{aligned}$$

From this, we have

$$1 \text{ revolution} = 2\pi \text{ radians} \quad (5)$$

Since 1 revolution = 360° , we have

$$360^\circ = 2\pi \text{ radians}$$

Dividing both sides by 2 yields

$$180^\circ = \pi \text{ radians} \quad (6)$$

Divide both sides of equation (6) by 180. Then

$$1 \text{ degree} = \frac{\pi}{180} \text{ radian}$$

Divide both sides of equation (6) by π . Then

$$\frac{180}{\pi} \text{ degrees} = 1 \text{ radian}$$

We have the following two conversion formulas:*

$$1 \text{ degree} = \frac{\pi}{180} \text{ radian} \quad 1 \text{ radian} = \frac{180}{\pi} \text{ degrees} \quad (7)$$

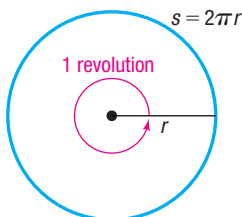


Figure 12 1 revolution = 2π radians

EXAMPLE 4**Converting from Degrees to Radians**

Convert each angle in degrees to radians.

- (a) 60° (b) 150° (c) -45° (d) 90° (e) 107°

*Some students prefer instead to use the proportion $\frac{\text{Degrees}}{180^\circ} = \frac{\text{Radians}}{\pi}$. Then substitute for what is given and solve for the measurement sought.

- Solution**
- (a) $60^\circ = 60 \cdot 1 \text{ degree} = 60 \cdot \frac{\pi}{180} \text{ radian} = \frac{\pi}{3} \text{ radians}$
- (b) $150^\circ = 150 \cdot 1^\circ = 150 \cdot \frac{\pi}{180} \text{ radian} = \frac{5\pi}{6} \text{ radians}$
- (c) $-45^\circ = -45 \cdot \frac{\pi}{180} \text{ radian} = -\frac{\pi}{4} \text{ radian}$
- (d) $90^\circ = 90 \cdot \frac{\pi}{180} \text{ radian} = \frac{\pi}{2} \text{ radians}$
- (e) $107^\circ = 107 \cdot \frac{\pi}{180} \text{ radian} \approx 1.868 \text{ radians}$

Example 4, parts (a)–(d), illustrates that angles that are “nice” fractions of a revolution are expressed in radian measure as fractional multiples of π , rather than as decimals. For example, a right angle, as in Example 4(d), is left in the form $\frac{\pi}{2}$ radians, which is exact, rather than using the approximation $\frac{\pi}{2} \approx \frac{3.1416}{2} = 1.5708$ radians. When the fractions are not “nice,” use the decimal approximation of the angle, as in Example 4(e).

 **Now Work** PROBLEMS 23 AND 49

EXAMPLE 5

Converting from Radians to Degrees

Convert each angle in radians to degrees.

- (a) $\frac{\pi}{6}$ radian (b) $\frac{3\pi}{2}$ radians (c) $-\frac{7\pi}{4}$ radians (d) $\frac{7\pi}{3}$ radians (e) 3 radians

- Solution**
- (a) $\frac{\pi}{6} \text{ radian} = \frac{\pi}{6} \cdot 1 \text{ radian} = \frac{\pi}{6} \cdot \frac{180}{\pi} \text{ degrees} = 30^\circ$
- (b) $\frac{3\pi}{2} \text{ radians} = \frac{3\pi}{2} \cdot \frac{180}{\pi} \text{ degrees} = 270^\circ$
- (c) $-\frac{7\pi}{4} \text{ radians} = -\frac{7\pi}{4} \cdot \frac{180}{\pi} \text{ degrees} = -315^\circ$
- (d) $\frac{7\pi}{3} \text{ radians} = \frac{7\pi}{3} \cdot \frac{180}{\pi} \text{ degrees} = 420^\circ$
- (e) $3 \text{ radians} = 3 \cdot \frac{180}{\pi} \text{ degrees} \approx 171.89^\circ$

 **Now Work** PROBLEM 35

Table 1 lists the degree and radian measures of some common angles. You should learn to feel equally comfortable using either measure.

Table 1

Degrees	0°	30°	45°	60°	90°	120°	135°	150°	180°
Radians	0	$\frac{\pi}{6}$	$\frac{\pi}{4}$	$\frac{\pi}{3}$	$\frac{\pi}{2}$	$\frac{2\pi}{3}$	$\frac{3\pi}{4}$	$\frac{5\pi}{6}$	π
Degrees	210°	225°	240°	270°	300°	315°	330°	360°	
Radians	$\frac{7\pi}{6}$	$\frac{5\pi}{4}$	$\frac{4\pi}{3}$	$\frac{3\pi}{2}$	$\frac{5\pi}{3}$	$\frac{7\pi}{4}$	$\frac{11\pi}{6}$	2π	



EXAMPLE 6

Field Width of a DSLR Camera Lens

For small angles, the length of the arc subtended by a central angle is approximately equal to the length of the chord that is subtended. Use this fact to approximate the field width (the width of scenery the lens can image) of a 400mm camera lens at a distance of 750 feet if the viewing angle of the lens is $6^\circ 12'$.

Solution

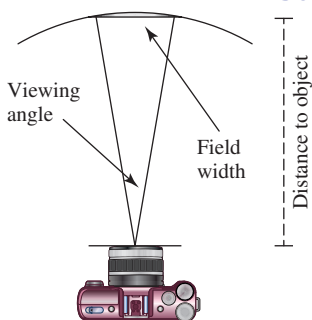


Figure 13 Camera viewing angle

NOTE If the measure of an angle is given as 5, it is understood to mean 5 radians; if the measure of an angle is given as 5° , it means 5 degrees. ■

See Figure 13. The measure of the central angle is $6^\circ 12'$, but remember that the angle in formula (4) must be in radians. So begin by converting the angle to radians.

$$\theta = 6^\circ 12' = 6.2^\circ = 6.2 \cdot \frac{\pi}{180} \text{ radian} \approx 0.108 \text{ radian}$$

\uparrow
 $12' = 0.2^\circ$

Use $\theta = 0.108$ radian and $r = 750$ feet in formula (4). The field width for the lens at a distance of 750 feet from the camera is approximately

$$s = r\theta = 750 \cdot 0.108 = 81 \text{ feet}$$

When an angle is measured in degrees, the degree symbol is always shown. However, when an angle is measured in radians, we usually omit the word *radians*. So if the measure of an angle is given as $\frac{\pi}{6}$, it is understood to mean $\frac{\pi}{6}$ radian.

Now Work PROBLEM 107

5 Find the Area of a Sector of a Circle

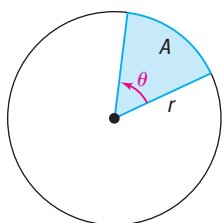


Figure 14 Sector of a Circle

Consider a circle of radius r . Suppose that θ , measured in radians, is a central angle of this circle. See Figure 14. We seek a formula for the area A of the sector (shown in blue) formed by the angle θ .

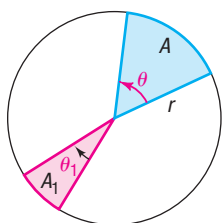
Consider a circle of radius r and two central angles θ and θ_1 , both measured in radians. See Figure 15. From geometry, the ratio of the measures of the angles equals the ratio of the corresponding areas of the sectors formed by these angles. That is,

$$\frac{\theta}{\theta_1} = \frac{A}{A_1}$$

Now suppose that $\theta_1 = 2\pi$ radians. Then $A_1 = \text{area of the circle} = \pi r^2$. Solving for A , we find

$$A = A_1 \frac{\theta}{\theta_1} = \pi r^2 \frac{\theta}{2\pi} = \frac{1}{2} r^2 \theta$$

\uparrow
 $A_1 = \pi r^2; \theta_1 = 2\pi$

Figure 15 $\frac{\theta}{\theta_1} = \frac{A}{A_1}$ **THEOREM** Area of a Sector

The area A of the sector of a circle of radius r formed by a central angle of θ radians is

$$A = \frac{1}{2} r^2 \theta \quad (8)$$

EXAMPLE 7

Finding the Area of a Sector of a Circle

Find the area of the sector of a circle of radius 2 feet formed by an angle of 30° . Round the answer to two decimal places.

Solution Use formula (8) with $r = 2$ feet and $\theta = 30^\circ = \frac{\pi}{6}$ radian. [Remember, in formula (8), θ must be in radians.]

$$A = \frac{1}{2}r^2\theta = \frac{1}{2} \cdot 2^2 \cdot \frac{\pi}{6} = \frac{\pi}{3} \approx 1.05$$

The area A of the sector is 1.05 square feet, rounded to two decimal places. J

 **Now Work** PROBLEM 79

6 Find the Linear Speed of an Object Traveling in Circular Motion

The average speed of an object is the distance traveled divided by the elapsed time. For motion along a circle, we distinguish between *linear speed* and *angular speed*.

DEFINITION Linear Speed

Suppose that an object moves on a circle of radius r at a constant speed. If s is the distance traveled in time t on this circle, then the **linear speed** v of the object is defined as

$$v = \frac{s}{t} \quad (9)$$

As this object travels on the circle, suppose that θ (measured in radians) is the central angle swept out in time t . See Figure 16.

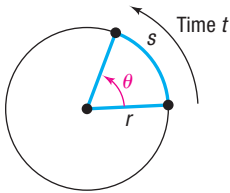


Figure 16 $v = \frac{s}{t}$

DEFINITION Angular Speed

The **angular speed** ω (the Greek lowercase letter omega) of an object is the angle θ (measured in radians) swept out, divided by the elapsed time t ; that is,

$$\omega = \frac{\theta}{t} \quad (10)$$

Angular speed is the way the turning rate of an engine is described. For example, an engine idling at 900 rpm (revolutions per minute) is one that rotates at an angular speed of

$$900 \frac{\text{revolutions}}{\text{minute}} = 900 \frac{\text{revolutions}}{\text{minute}} \cdot 2\pi \frac{\text{radians}}{\text{revolution}} = 1800\pi \frac{\text{radians}}{\text{minute}}$$

There is an important relationship between linear speed and angular speed:

$$\text{linear speed} = v = \frac{s}{t} = \frac{r\theta}{t} = r \cdot \frac{\theta}{t} = r \cdot \omega$$

\uparrow (9) $s = r\theta$
 \uparrow (10)

$$v = r\omega \quad (11)$$

where ω is measured in radians per unit time.

When using formula (11), $v = r\omega$, remember that $v = \frac{s}{t}$ (the linear speed) has the dimensions of length per unit of time (such as feet per second or miles per hour), r (the radius of the circular motion) has the same length dimension as s , and ω (the angular speed) has the dimension of radians per unit of time. If the angular speed is given in terms of *revolutions* per unit of time (as is often the case), be sure to convert it to *radians* per unit of time, using the fact that 1 revolution = 2π radians, before using formula (11).



EXAMPLE 8

Finding Linear Speed

A child is spinning a rock at the end of a 2-foot rope at the rate of 180 revolutions per minute (rpm). Find the linear speed of the rock when it is released.

Solution

Look at Figure 17. The rock is moving around a circle of radius $r = 2$ feet. The angular speed ω of the rock is

$$\omega = 180 \frac{\text{revolutions}}{\text{minute}} = 180 \frac{\text{revolutions}}{\text{minute}} \cdot 2\pi \frac{\text{radians}}{\text{revolution}} = 360\pi \frac{\text{radians}}{\text{minute}}$$

From formula (11), $v = r\omega$, the linear speed v of the rock is

$$v = r\omega = 2 \text{ feet} \cdot 360\pi \frac{\text{radians}}{\text{minute}} = 720\pi \frac{\text{feet}}{\text{minute}} \approx 2262 \frac{\text{feet}}{\text{minute}}$$

The linear speed of the rock when it is released is $2262 \text{ ft/min} \approx 25.7 \text{ mi/h}$. J




Figure 17

Now Work PROBLEM 99

6.1 Assess Your Understanding

'Are You Prepared?' Answers are given at the end of these exercises. If you get a wrong answer, read the pages listed in red.

- What is the formula for the circumference C of a circle of radius r ? What is the formula for the area A of a circle of radius r ? (p. A16)
- If an object has a speed of r feet per second and travels a distance d (in feet) in time t (in seconds), then $d =$ _____. (pp. A66–A67)

Concepts and Vocabulary

- An angle θ is in _____ if its vertex is at the origin of a rectangular coordinate system and its initial side coincides with the positive x -axis.
- A _____ is a positive angle whose vertex is at the center of a circle.
- Multiple Choice** If the radius of a circle is r and the length of the arc subtended by a central angle is also r , then the measure of the angle is 1 _____.
 - degree
 - minute
 - second
 - radian
- On a circle of radius r , a central angle of θ radians subtends an arc of length $s =$ ____; the area of the sector formed by this angle θ is $A =$ _____.
- Multiple Choice** $180^\circ =$ _____ radians
 - $\frac{\pi}{2}$
 - π
 - $\frac{3\pi}{2}$
 - 2π
- An object travels on a circle of radius r with constant speed. If s is the distance traveled in time t on the circle and θ is the central angle (in radians) swept out in time t , then the linear speed of the object is $v =$ _____ and the angular speed of the object is $\omega =$ _____.
- True or False** The angular speed ω of an object traveling on a circle of radius r is the angle θ (measured in radians) swept out, divided by the elapsed time t .
- True or False** For circular motion on a circle of radius r , linear speed equals angular speed divided by r .

Skill Building

In Problems 11–22, draw each angle in standard position.

11. 30° 12. 60° 13. 135° 14. -120° 15. 450° 16. 540°
 17. $\frac{3\pi}{4}$ 18. $\frac{4\pi}{3}$ 19. $-\frac{\pi}{6}$ 20. $-\frac{2\pi}{3}$ 21. $\frac{16\pi}{3}$ 22. $\frac{21\pi}{4}$

In Problems 23–34, convert each angle in degrees to radians. Express your answer as a multiple of π .

23. 30° 24. 120° 25. 495° 26. 330° 27. -60° 28. -30°
 29. 540° 30. 270° 31. -240° 32. -225° 33. -90° 34. -180°

In Problems 35–46, convert each angle in radians to degrees.

35. $\frac{\pi}{3}$ 36. $\frac{5\pi}{6}$ 37. $-\frac{13\pi}{6}$ 38. $-\frac{2\pi}{3}$ 39. $\frac{9\pi}{2}$ 40. 4π
 41. $\frac{3\pi}{20}$ 42. $\frac{5\pi}{12}$ 43. $-\frac{\pi}{2}$ 44. $-\pi$ 45. $-\frac{17\pi}{15}$ 46. $-\frac{3\pi}{4}$

In Problems 47–52, convert each angle in degrees to radians. Express your answer in decimal form, rounded to two decimal places.

47. 17° 48. 73° 49. -40° 50. -51° 51. 125° 52. 350°

In Problems 53–58, convert each angle in radians to degrees. Express your answer in decimal form, rounded to two decimal places.

53. 3.14 54. 0.75 55. 7
 56. 3 57. 9.28 58. $\sqrt{2}$

In Problems 59–64, convert each angle to a decimal in degrees. Round your answer to two decimal places.

59. $40^\circ 10' 25''$ 60. $61^\circ 42' 21''$ 61. $50^\circ 14' 20''$
 62. $73^\circ 40' 40''$ 63. $9^\circ 9' 9''$ 64. $98^\circ 22' 45''$

In Problems 65–70, convert each angle to $D^\circ M' S''$ form. Round your answer to the nearest second.

65. 40.32° 66. 61.24° 67. 18.255° 68. 29.411° 69. 19.99° 70. 44.01°

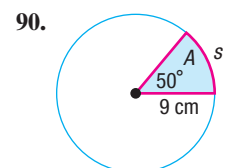
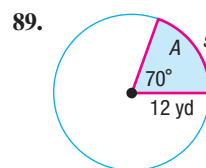
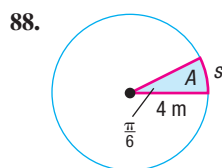
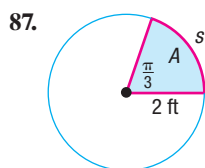
In Problems 71–78, s denotes the length of the arc of a circle of radius r subtended by the central angle θ . Find the missing quantity. Round answers to three decimal places.

71. $r = 10$ meters, $\theta = \frac{1}{2}$ radian, $s = ?$ 72. $r = 6$ feet, $\theta = 2$ radians, $s = ?$
 73. $\theta = \frac{2}{3}$ radian, $s = 8$ feet, $r = ?$ 74. $\theta = \frac{1}{4}$ radian, $s = 6$ centimeters, $r = ?$
 75. $r = 10$ miles, $s = 9$ miles, $\theta = ?$ 76. $r = 6$ meters, $s = 8$ meters, $\theta = ?$
 77. $r = 2$ inches, $\theta = 30^\circ$, $s = ?$ 78. $r = 3$ meters, $\theta = 120^\circ$, $s = ?$

In Problems 79–86, A denotes the area of the sector of a circle of radius r formed by the central angle θ . Find the missing quantity. Round answers to three decimal places.

79. $r = 10$ meters, $\theta = \frac{1}{2}$ radian, $A = ?$ 80. $r = 6$ feet, $\theta = 2$ radians, $A = ?$
 81. $\theta = \frac{1}{3}$ radian, $A = 2$ square feet, $r = ?$ 82. $\theta = \frac{1}{4}$ radian, $A = 6$ square centimeters, $r = ?$
 83. $r = 5$ miles, $A = 3$ square miles, $\theta = ?$ 84. $r = 6$ meters, $A = 8$ square meters, $\theta = ?$
 85. $r = 2$ inches, $\theta = 30^\circ$, $A = ?$ 86. $r = 3$ meters, $\theta = 120^\circ$, $A = ?$

In Problems 87–90, find the length s and the area A . Round answers to three decimal places.

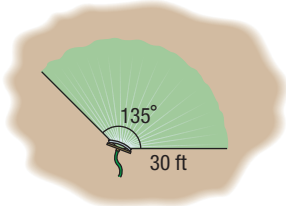


Applications and Extensions

- 91. Movement of a Minute Hand** The minute hand of a clock is 6 inches long. How far does the tip of the minute hand move in 15 minutes? How far does it move in 25 minutes? Round answers to two decimal places.



- 92. Movement of a Pendulum** A pendulum swings through an angle of 20° each second. If the pendulum is 40 inches long, how far does its tip move each second? Round answers to two decimal places.
- 93. Area of a Sector** Find the area of the sector of a circle of radius 4 meters formed by an angle of 45° . Round the answer to two decimal places.
- 94. Area of a Sector** Find the area of the sector of a circle of radius 3 centimeters formed by an angle of 60° . Round the answer to two decimal places.
- 95. Watering a Lawn** A water sprinkler sprays water over a distance of 30 feet while rotating through an angle of 135° . What area of lawn receives water?



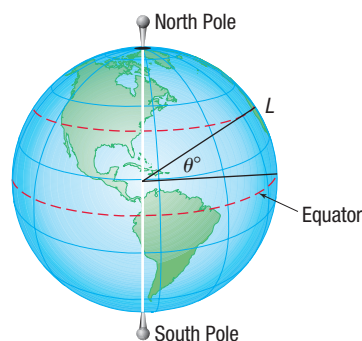
- 96. Designing a Water Sprinkler** An engineer is asked to design a water sprinkler that will cover a field of 100 square yards that is in the shape of a sector of a circle of radius 15 yards. Through what angle should the sprinkler rotate?
- 97. Windshield Wiper** The arm and blade of a windshield wiper have a total length of 34 inches. If the blade is 25 inches long and the wiper sweeps out an angle of 120° , how much window area can the blade clean?
- 98. Windshield Wiper** The arm and blade of a windshield wiper have a total length of 30 inches. If the blade is 24 inches long and the wiper sweeps out an angle of 125° , how much window area can the blade clean?
- 99. Motion on a Circle** An object is traveling on a circle with a radius of 5 centimeters. If in 20 seconds a central angle of $\frac{1}{3}$ radian is swept out, what is the angular speed of the object? What is its linear speed?
- 100. Ferris Wheels** A neighborhood carnival has a Ferris wheel with a radius of 30 feet. You measure the time it takes for one revolution to be 70 seconds. What is the linear speed (in feet per second) of this Ferris wheel? What is the angular speed in radians per second?
- 101. Amusement Park Ride** A gondola on an amusement park ride, similar to the Spin Cycle at Silverwood Theme Park, spins at a rate of 13 revolutions per minute. If the gondola is 25 feet from the ride's center, what is the linear speed of the gondola in miles per hour?
- 102. Amusement Park Ride** A centrifugal force ride, similar to the Gravitron, spins at a rate of 22 revolutions per minute. If the diameter of the ride is 13 meters, what is the linear speed of the passengers in kilometers per hour?

- 103. Wind Turbine** As of January 2018, the world's tallest wind turbine was located in Gaildorf, Germany, with a hub height of 178 meters and a rotor diameter of 137 meters. If the blades turn at a rate of 14 revolutions per minute, what is the linear speed of the blade tip, in km/h?



- 104. Blu-ray Drive** A Blu-ray drive has a maximum speed of 10,000 revolutions per minute. If a Blu-ray disc has a diameter of 12 cm, what is the linear speed, in km/h, of a point 4 cm from the center if the disc is spinning at a rate of 8000 revolutions per minute?
- 105. Bicycle Wheels** The diameter of each wheel of a bicycle is 26 inches. If you are traveling at a speed of 35 miles per hour on this bicycle, through how many revolutions per minute are the wheels turning?
- 106. Car Wheels** The radius of each wheel of a car is 15 inches. If the wheels are turning at the rate of 3 revolutions per second, how fast is the car moving? Express your answer in inches per second and in miles per hour.
- 107. Photography** If the viewing angle for a 600mm lens is $4^\circ 6'$, use arc length to approximate the field width of the lens at a distance of 860 feet.
- 108. Photography** If the viewing angle for an 800mm lens is $1^\circ 42'$, use arc length to approximate the field width of the lens at a distance of 920 feet.

In Problems 109–110, the latitude of a location L is the angle formed by a ray drawn from the center of Earth to the equator and a ray drawn from the center of Earth to L . See the figure.



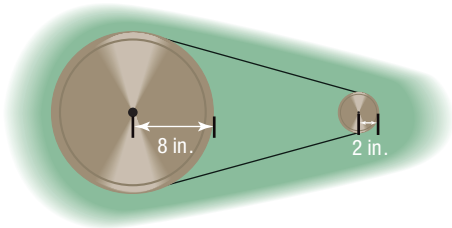
- 109. Linear Speed on Earth** Earth rotates on an axis through its poles. The distance from the axis to a location on Earth at 30° north latitude is about 3429.5 miles. Therefore, a location on Earth at 30° north latitude is spinning on a circle of radius 3429.5 miles. Compute the linear speed on the surface of Earth at 30° north latitude.
- 110. Linear Speed on Earth** Earth rotates on an axis through its poles. The distance from the axis to a location on Earth at 40° north latitude is about 3033.5 miles. Therefore, a location on Earth at 40° north latitude is spinning on a circle of radius 3033.5 miles. Compute the linear speed on the surface of Earth at 40° north latitude.

111. Speed of the Moon The mean distance of the moon from Earth is 2.39×10^5 miles. Assuming that the orbit of the moon around Earth is circular and that 1 revolution takes 27.3 days, find the linear speed of the moon. Express your answer in miles per hour.

112. Speed of Earth The mean distance of Earth from the Sun is 9.29×10^7 miles. Assuming that the orbit of Earth around the Sun is circular and that 1 revolution takes 365 days, find the linear speed of Earth. Express your answer in miles per hour.

113. Pulleys Two pulleys, one with radius 2 inches and the other with radius 8 inches, are connected by a belt. (See the figure.) If the 2-inch pulley is caused to rotate at 3 revolutions per minute, determine the revolutions per minute of the 8-inch pulley.

[Hint: The linear speeds of the pulleys are the same; both equal the speed of the belt.]

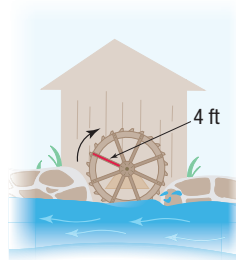


114. Pulleys Two pulleys, one with radius r_1 and the other with radius r_2 , are connected by a belt. The pulley with radius r_1 rotates at ω_1 revolutions per minute, whereas the pulley with radius r_2 rotates at ω_2 revolutions per minute. Show that

$$\frac{r_1}{r_2} = \frac{\omega_2}{\omega_1}$$

Use this result to rework Problem 113.

115. Computing the Speed of a River Current To approximate the speed of the current of a river, a circular paddle wheel with radius 4 feet is lowered into the water. If the current causes the wheel to rotate at a speed of 10 revolutions per minute, what is the speed of the current? Express your answer in miles per hour.

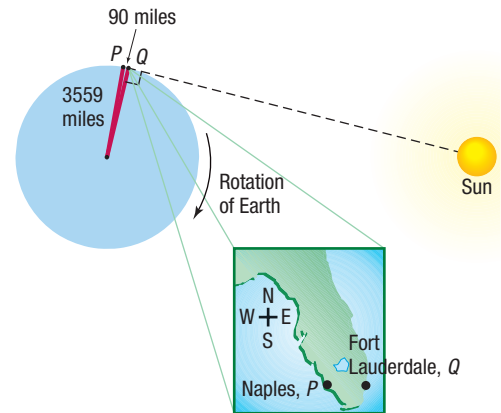


116. Spin Balancing Tires A spin balancer rotates the wheel of a car at 480 revolutions per minute. If the diameter of the wheel is 26 inches, what road speed is being tested? Express your answer in miles per hour. At how many revolutions per minute should the balancer be set to test a road speed of 80 miles per hour?

117. The Cable Cars of San Francisco At the Cable Car Museum you can see the four cable lines that are used to pull cable cars up and down the hills of San Francisco. Each cable travels at a speed of 9.55 miles per hour, driven by a rotating wheel whose diameter is 8.5 feet. How fast is the wheel rotating? Express your answer in revolutions per minute.

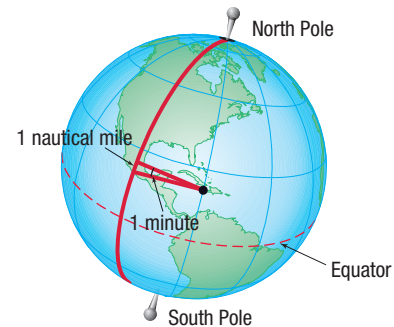
118. Difference in Time of Sunrise Naples, Florida, is about 90 miles due west of Ft. Lauderdale. How much sooner would a person in Ft. Lauderdale first see the rising Sun than a person in Naples? See Hint, top right.

[Hint: Consult the figure. When a person at Q sees the first rays of the Sun, a person at P is still in the dark. The person at P sees the first rays after Earth has rotated until P is at the location Q . Now use the fact that at the latitude of Ft. Lauderdale, in 24 hours an arc of length 2π (3559) miles is subtended.]

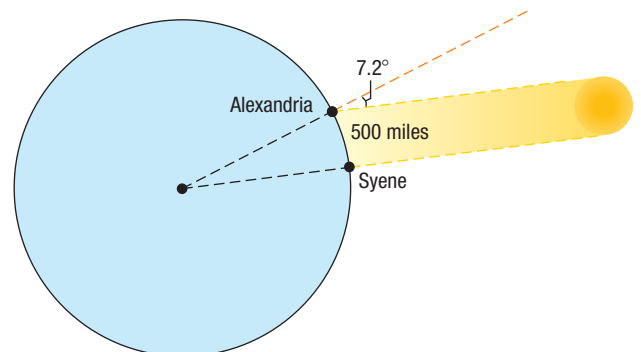


119. Keeping Up with the Sun How fast would you have to travel on the surface of Earth at the equator to keep up with the Sun (that is, so that the Sun would appear to remain in the same position in the sky)?

120. Nautical Miles A **nautical mile** equals the length of the arc subtended by a central angle of 1 minute on a great circle[†] on the surface of Earth. See the figure. If the radius of Earth is taken as 3960 miles, express 1 nautical mile in terms of ordinary, or **statute**, miles.



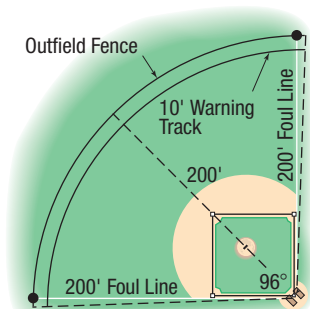
121. Approximating the Circumference of Earth Eratosthenes of Cyrene (276–195 bc) was a Greek scholar who lived and worked in Cyrene and Alexandria. One day while visiting in Syene, he noticed that the Sun's rays shone directly down a well. On this date 1 year later, in Alexandria, which is 500 miles due north of Syene, he measured the angle of the Sun to be about 7.2 degrees. See the figure. Use this information to approximate the radius and circumference of Earth.



[†]Any circle drawn on the surface of Earth that divides Earth into two equal hemispheres.

122. Designing a Little League Field For a 60-foot Little League Baseball field, the distance from home base to the nearest fence (or other obstruction) in fair territory should be a minimum of 200 feet. The commissioner of parks and recreation is making plans for a new 60-foot field. Because of limited ground availability, he will use the minimum required distance to the outfield fence. To increase safety, however, he plans to include a 10-foot wide warning track on the inside of the fence. To further increase safety, the fence and warning track will extend both directions into foul territory. In total, the arc formed by the outfield fence (including the extensions into the foul territories) will be subtended by a central angle at home plate measuring 96° , as illustrated.

- (a) Determine the length of the outfield fence.
 (b) Determine the area of the warning track.

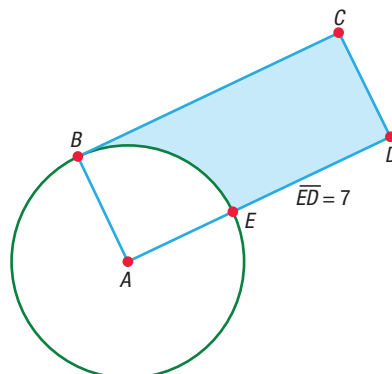


Source: www.littleleague.org


[Note: There is a 90° angle between the two foul lines. Then there are two 3° angles between the foul lines and the dashed lines shown. The angle between the two dashed lines outside the 200-foot foul lines is 96° .]

123. Challenge Problem Let the Dog Roam A dog is attached to a 9-foot rope fastened to the outside corner of a fenced-in garden that measures 6 feet by 10 feet. Assuming that the dog cannot enter the garden, compute the exact area that the dog can wander. Write the exact area in square feet.*

124. Challenge Problem Geometry See the figure. The measure of arc \widehat{BE} is 2π . Find the exact area of the portion of the rectangle $ABCD$ that falls outside of the circle whose center is at A .*



125. Challenge Problem Cycling A bicycle has a pedal drive wheel with radius 5.2 inches and a rear cog wheel with radius 1.8 inches. See the figure. How many revolutions will the pedals need to make to move the bicycle 50 feet if the wheels have a diameter of 30 inches? Round to the nearest tenth.



*Courtesy of the Joliet Junior College Mathematics Department

Explaining Concepts: Discussion and Writing

- 126.** Do you prefer to measure angles using degrees or radians? Provide justification and a rationale for your choice.
- 127.** What is 1 radian? What is 1 degree?
- 128.** Which angle has the larger measure: 1 degree or 1 radian? Or are they equal?
- 129.** Explain the difference between linear speed and angular speed.
- 130.** For a circle of radius r , a central angle of θ degrees subtends an arc whose length s is $s = \frac{\pi}{180}r\theta$. Discuss whether this statement is true or false. Defend your position.
- 131.** Discuss why ships and airplanes use nautical miles to measure distance. Explain the difference between a nautical mile and a statute mile.
- 132.** Investigate the way that speed bicycles work. In particular, explain the differences and similarities between 5-speed and 9-speed derailleurs. Be sure to include a discussion of linear speed and angular speed.

Retain Your Knowledge

Problems 133–142 are based on material learned earlier in the course. The purpose of these problems is to keep the material fresh in your mind so that you are better prepared for the final exam.

133. Find the zero of $f(x) = 3x + 7$.

134. Solve: $5x^2 + 2 = 5 - 14x$

- 135.** Write the function that is finally graphed if the following transformations are applied in order to the graph of $y = |x|$.
- Shift left 3 units.
 - Reflect about the x -axis.
 - Shift down 4 units.

136. Find the horizontal and vertical asymptotes of $R(x) = \frac{3x^2 - 12}{x^2 - 5x - 14}$.

137. Find c so the points $(2, c)$ and $(-1, 4)$ are on a line perpendicular to $2x - y = 5$.

138. Solve: $2\sqrt{x - 3} + 5 = 8$

139. Find the domain of $h(x) = \frac{3x}{x^2 - 9}$.

140. Find the difference quotient of $f(x) = 2x^3 - 5$.

141. Multiply: $(3x - 2)^3$

142. Use a graphing utility to determine the interval(s) where $g(x) = 3.2x^4 - 5.3x^2 + 2x - 1$ is decreasing.



'Are You Prepared?' Answers

1. $C = 2\pi r$; $A = \pi r^2$

2. $r \cdot t$

6.2 Trigonometric Functions: Unit Circle Approach

PREPARING FOR THIS SECTION Before getting started, review the following:

- Geometry Essentials (Section A.2, pp. A14–A19)
- Unit Circle (Section 1.4, p. 36)
- Symmetry (Section 1.2, pp. 13–15)
- Functions (Section 2.1, pp. 49–54)

 **Now Work** the 'Are You Prepared?' problems on page 387.

- OBJECTIVES**
- 1 Find the Exact Values of the Trigonometric Functions Using a Point on the Unit Circle (p. 377)
 - 2 Find the Exact Values of the Trigonometric Functions of Quadrantal Angles (p. 378)
 - 3 Find the Exact Values of the Trigonometric Functions of $\frac{\pi}{4} = 45^\circ$ (p. 380)
 - 4 Find the Exact Values of the Trigonometric Functions of $\frac{\pi}{6} = 30^\circ$ and $\frac{\pi}{3} = 60^\circ$ (p. 381)
 - 5 Find the Exact Values of the Trigonometric Functions for Integer Multiples of $\frac{\pi}{6} = 30^\circ$, $\frac{\pi}{4} = 45^\circ$, and $\frac{\pi}{3} = 60^\circ$ (p. 383)
 - 6 Use a Calculator to Approximate the Value of a Trigonometric Function (p. 385)
 - 7 Use a Circle of Radius r to Evaluate the Trigonometric Functions (p. 386)

We now introduce the trigonometric functions using the unit circle.

The Unit Circle

Recall that the unit circle is a circle whose radius is 1 and whose center is at the origin of a rectangular coordinate system. Also recall that any circle of radius r has circumference of length $2\pi r$. Therefore, the unit circle (radius = 1) has a circumference of length 2π . In other words, for 1 revolution around the unit circle the length of the arc is 2π units.

The following discussion sets the stage for defining the trigonometric functions using the unit circle.

Let t be any real number. Position the t -axis so that it is vertical with the positive direction up. Place this t -axis in the xy -plane so that $t = 0$ is located at the point $(1, 0)$ in the xy -plane.

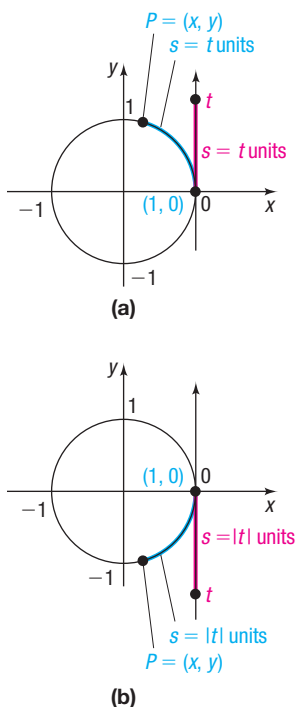


Figure 18

In Words

The point $P = (x, y)$ on the unit circle corresponding to a real number t is given by $(\cos t, \sin t)$.

If $t \geq 0$, let s be the distance from the origin to t on the t -axis. See the red portion of Figure 18(a). Beginning at the point $(1, 0)$ on the unit circle, travel $s = t$ units in the counterclockwise direction along the circle, to arrive at the point $P = (x, y)$. In this sense, the length $s = t$ units is being **wrapped** around the unit circle.

If $t < 0$, we begin at the point $(1, 0)$ on the unit circle and travel $s = |t|$ units in the clockwise direction to arrive at the point $P = (x, y)$. See Figure 18(b).

If $t > 2\pi$ or if $t < -2\pi$, it will be necessary to travel around the unit circle more than once before arriving at the point P . Do you see why?

Let's describe this process another way. Picture a string of length $s = |t|$ units being wrapped around a circle of radius 1 unit. Start wrapping the string around the circle at the point $(1, 0)$. If $t \geq 0$, wrap the string in the counterclockwise direction; if $t < 0$, wrap the string in the clockwise direction. The point $P = (x, y)$ is the point where the string ends.

This discussion tells us that, for any real number t , we can locate a unique point $P = (x, y)$ on the unit circle. We call P **the point on the unit circle that corresponds to t** . This is the important idea here. No matter what real number t is chosen, there is a unique point P on the unit circle corresponding to it. The coordinates of the point $P = (x, y)$ on the unit circle corresponding to the real number t are used to define the **six trigonometric functions of t** .

DEFINITION Trigonometric Functions of a Real Number

Let t be a real number and let $P = (x, y)$ be the point on the unit circle that corresponds to t .

The **sine function** associates with t the y -coordinate of P and is denoted by

$$\sin t = y$$

The **cosine function** associates with t the x -coordinate of P and is denoted by

$$\cos t = x$$

If $x \neq 0$, the **tangent function** associates with t the ratio of the y -coordinate to the x -coordinate of P and is denoted by

$$\tan t = \frac{y}{x}$$

If $y \neq 0$, the **cosecant function** is defined as

$$\csc t = \frac{1}{y}$$

If $x \neq 0$, the **secant function** is defined as

$$\sec t = \frac{1}{x}$$

If $y \neq 0$, the **cotangent function** is defined as

$$\cot t = \frac{x}{y}$$

Notice in these definitions that if $x = 0$, that is, if the point P is on the y -axis, then the tangent function and the secant function are undefined. Also, if $y = 0$, that is, if the point P is on the x -axis, then the cosecant function and the cotangent function are undefined.

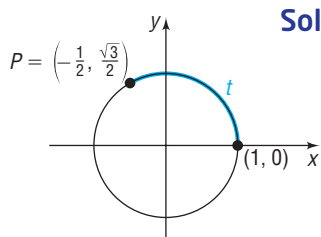
Because we use the unit circle in these definitions of the trigonometric functions, they are sometimes referred to as **circular functions**.

1 Find the Exact Values of the Trigonometric Functions Using a Point on the Unit Circle

EXAMPLE 1

Finding the Values of the Six Trigonometric Functions Using a Point on the Unit Circle

Let t be a real number and let $P = \left(-\frac{1}{2}, \frac{\sqrt{3}}{2}\right)$ be the point on the unit circle that corresponds to t . Find the values of $\sin t$, $\cos t$, $\tan t$, $\csc t$, $\sec t$, and $\cot t$.



Solution

See Figure 19. We follow the definition of the six trigonometric functions, using $P = \left(-\frac{1}{2}, \frac{\sqrt{3}}{2}\right) = (x, y)$. Then, with $x = -\frac{1}{2}$ and $y = \frac{\sqrt{3}}{2}$, we have

$$\sin t = y = \frac{\sqrt{3}}{2} \qquad \cos t = x = -\frac{1}{2} \qquad \tan t = \frac{y}{x} = \frac{\frac{\sqrt{3}}{2}}{-\frac{1}{2}} = -\sqrt{3}$$

$$\csc t = \frac{1}{y} = \frac{1}{\frac{\sqrt{3}}{2}} = \frac{2\sqrt{3}}{3} \qquad \sec t = \frac{1}{x} = \frac{1}{-\frac{1}{2}} = -2 \qquad \cot t = \frac{x}{y} = \frac{-\frac{1}{2}}{\frac{\sqrt{3}}{2}} = -\frac{\sqrt{3}}{3}$$

Figure 19

WARNING When writing the values of the trigonometric functions, do not forget the argument of the function.

$$\sin t = \frac{\sqrt{3}}{2} \quad \text{correct}$$

$$\sin = \frac{\sqrt{3}}{2} \quad \text{incorrect}$$

 **Now Work** PROBLEM 13

Trigonometric Functions of Angles

Let $P = (x, y)$ be the point on the unit circle corresponding to the real number t . See Figure 20(a). Let θ be the angle in standard position, measured in radians, whose terminal side is the ray from the origin through P and whose arc length is $|t|$. See Figure 20(b). Since the unit circle has radius 1 unit, if $s = |t|$ units, then from the arc length formula $s = r|\theta|$, we have $\theta = t$ radians. See Figures 20(c) and (d).

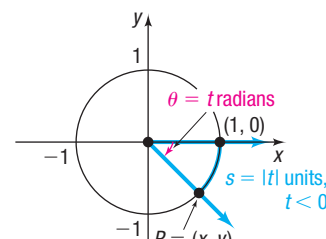
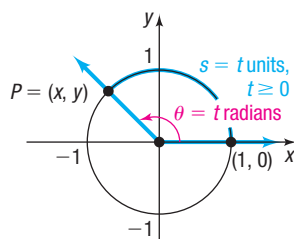
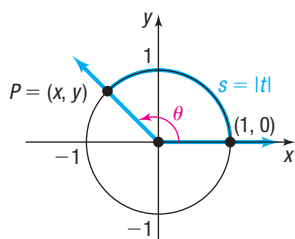
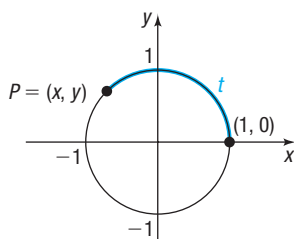


Figure 20

(a)

(b)

(c)

(d)

The point $P = (x, y)$ on the unit circle that corresponds to the real number t is also the point P on the terminal side of the angle $\theta = t$ radians. As a result, we can say that

$$\begin{array}{ccc} \sin t = \sin \theta \\ \uparrow \qquad \qquad \uparrow \\ \text{Real number} \qquad \theta = t \text{ radians} \end{array}$$

and so on. We can now define the trigonometric functions of the angle θ .

DEFINITION Trigonometric Functions of an Angle θ

If $\theta = t$ radians, the **six trigonometric functions of the angle θ** are defined as

$$\begin{array}{lll} \sin \theta = \sin t & \cos \theta = \cos t & \tan \theta = \tan t \\ \csc \theta = \csc t & \sec \theta = \sec t & \cot \theta = \cot t \end{array}$$

Even though the trigonometric functions can be viewed both as functions of real numbers and as functions of angles, it is customary to refer to trigonometric functions of real numbers and trigonometric functions of angles collectively as the *trigonometric functions*. We shall follow this practice from now on.

If an angle θ is measured in degrees, we shall use the degree symbol when writing a trigonometric function of θ , as, for example, in $\sin 30^\circ$ and $\tan 45^\circ$. If an angle θ is measured in radians, then no symbol is used when writing a trigonometric function of θ , as, for example, in $\cos \pi$ and $\sec \frac{\pi}{3}$.

Finally, since the values of the trigonometric functions of an angle θ are determined by the coordinates of the point $P = (x, y)$ on the unit circle corresponding to θ , the units used to measure the angle θ are irrelevant. For example, it does not matter whether we write $\theta = \frac{\pi}{2}$ radians or $\theta = 90^\circ$. The point on the unit circle corresponding to this angle is $P = (0, 1)$. As a result,

$$\sin \frac{\pi}{2} = \sin 90^\circ = 1 \quad \text{and} \quad \cos \frac{\pi}{2} = \cos 90^\circ = 0$$

2 Find the Exact Values of the Trigonometric Functions of Quadrantal Angles

To find the exact value of a trigonometric function of an angle θ or a real number t requires that we locate the point $P = (x, y)$ on the unit circle that corresponds to t . This is not always easy to do. In the examples that follow, we will evaluate the trigonometric functions of certain angles or real numbers for which this process is relatively easy. A calculator will be used to evaluate the trigonometric functions of most other angles.

EXAMPLE 2**Finding the Exact Values of the Six Trigonometric Functions of Quadrantal Angles**

Find the exact values of the six trigonometric functions of each of the following angles:

- | | |
|--------------------------------|---|
| (a) $\theta = 0 = 0^\circ$ | (b) $\theta = \frac{\pi}{2} = 90^\circ$ |
| (c) $\theta = \pi = 180^\circ$ | (d) $\theta = \frac{3\pi}{2} = 270^\circ$ |

Solution

- (a) The point on the unit circle that corresponds to $\theta = 0 = 0^\circ$ is $P = (1, 0)$. See Figure 21(a). Then using $x = 1$ and $y = 0$

$$\sin 0 = \sin 0^\circ = y = 0 \quad \cos 0 = \cos 0^\circ = x = 1$$

$$\tan 0 = \tan 0^\circ = \frac{y}{x} = 0 \quad \sec 0 = \sec 0^\circ = \frac{1}{x} = 1$$

Since the y -coordinate of P is 0, $\csc 0$ and $\cot 0$ are not defined.

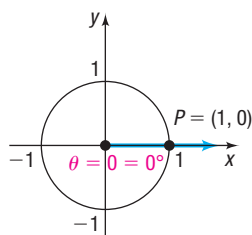
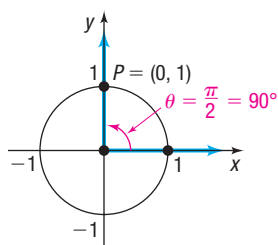
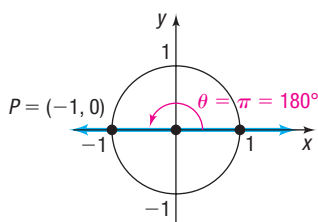
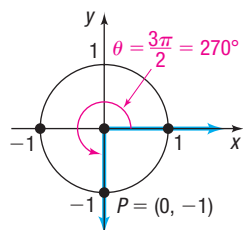


Figure 21 (a) $\theta = 0 = 0^\circ$

Figure 21 (b) $\theta = \frac{\pi}{2} = 90^\circ$ Figure 21 (c) $\theta = \pi = 180^\circ$ Figure 21 (d) $\theta = \frac{3\pi}{2} = 270^\circ$

- (b) The point on the unit circle that corresponds to $\theta = \frac{\pi}{2} = 90^\circ$ is $P = (0, 1)$. See Figure 21(b). Then

$$\sin \frac{\pi}{2} = \sin 90^\circ = y = 1 \quad \cos \frac{\pi}{2} = \cos 90^\circ = x = 0$$

$$\csc \frac{\pi}{2} = \csc 90^\circ = \frac{1}{y} = 1 \quad \cot \frac{\pi}{2} = \cot 90^\circ = \frac{x}{y} = 0$$

Since the x -coordinate of P is 0, $\tan \frac{\pi}{2}$ and $\sec \frac{\pi}{2}$ are not defined.

- (c) The point on the unit circle that corresponds to $\theta = \pi = 180^\circ$ is $P = (-1, 0)$. See Figure 21(c). Then

$$\sin \pi = \sin 180^\circ = y = 0 \quad \cos \pi = \cos 180^\circ = x = -1$$

$$\tan \pi = \tan 180^\circ = \frac{y}{x} = 0 \quad \sec \pi = \sec 180^\circ = \frac{1}{x} = -1$$

Since the y -coordinate of P is 0, $\csc \pi$ and $\cot \pi$ are not defined.

- (d) The point on the unit circle that corresponds to $\theta = \frac{3\pi}{2} = 270^\circ$ is $P = (0, -1)$. See Figure 21(d). Then

$$\sin \frac{3\pi}{2} = \sin 270^\circ = y = -1 \quad \cos \frac{3\pi}{2} = \cos 270^\circ = x = 0$$

$$\csc \frac{3\pi}{2} = \csc 270^\circ = \frac{1}{y} = -1 \quad \cot \frac{3\pi}{2} = \cot 270^\circ = \frac{x}{y} = 0$$

Since the x -coordinate of P is 0, $\tan \frac{3\pi}{2}$ and $\sec \frac{3\pi}{2}$ are not defined.

Table 2 summarizes the values of the trigonometric functions found in Example 2.

Table 2

Quadrantal Angles							
θ (Radians)	θ (Degrees)	$\sin \theta$	$\cos \theta$	$\tan \theta$	$\csc \theta$	$\sec \theta$	$\cot \theta$
0	0°	0	1	0	Not defined	1	Not defined
$\frac{\pi}{2}$	90°	1	0	Not defined	1	Not defined	0
π	180°	0	-1	0	Not defined	-1	Not defined
$\frac{3\pi}{2}$	270°	-1	0	Not defined	-1	Not defined	0

There is no need to memorize Table 2. To find the value of a trigonometric function of a quadrantal angle, draw the angle and apply the definition, as we did in Example 2.

EXAMPLE 3

Finding Exact Values of the Trigonometric Functions of Quadrantal Angles

Find the exact value of each of the following angles:

(a) $\sin(3\pi)$

(b) $\cos(-270^\circ)$

- Solution** (a) See Figure 22(a). The point P on the unit circle that corresponds to $\theta = 3\pi$ is $P = (-1, 0)$, so $\sin(3\pi) = y = 0$.
- (b) See Figure 22(b). The point P on the unit circle that corresponds to $\theta = -270^\circ$ is $P = (0, 1)$, so $\cos(-270^\circ) = x = 0$.

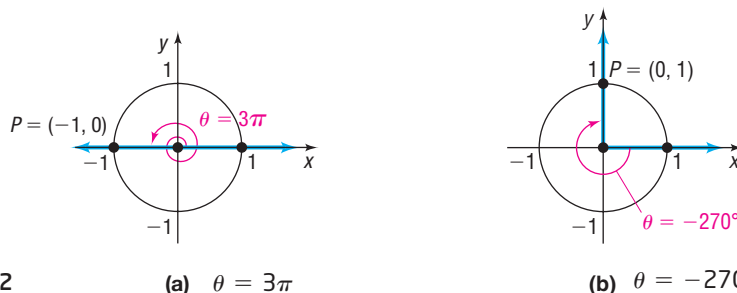


Figure 22

(a) $\theta = 3\pi$ (b) $\theta = -270^\circ$

 **Now Work** PROBLEMS 21 AND 61

3 Find the Exact Values of the Trigonometric Functions of $\frac{\pi}{4} = 45^\circ$

EXAMPLE 4

Finding the Exact Values of the Trigonometric

Functions of $\frac{\pi}{4} = 45^\circ$

Find the exact values of the six trigonometric functions of $\frac{\pi}{4} = 45^\circ$.

- Solution** We seek the coordinates of the point $P = (x, y)$ on the unit circle that corresponds to $\theta = \frac{\pi}{4} = 45^\circ$. See Figure 23. First, observe that P lies on the line $y = x$. (Do you see why? Since $\theta = 45^\circ = \frac{1}{2} \cdot 90^\circ$, P must lie on the line that bisects quadrant I.) Since $P = (x, y)$ also lies on the unit circle, $x^2 + y^2 = 1$, it follows that

$$x^2 + y^2 = 1$$

$$x^2 + x^2 = 1 \quad \mathbf{y = x, x > 0, y > 0}$$

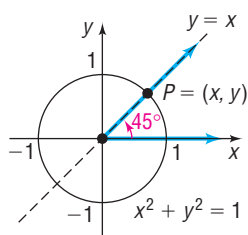
$$2x^2 = 1$$

$$x = \frac{1}{\sqrt{2}} = \frac{\sqrt{2}}{2} \quad y = \frac{\sqrt{2}}{2}$$

Then

$$\sin \frac{\pi}{4} = \sin 45^\circ = \frac{\sqrt{2}}{2} \quad \cos \frac{\pi}{4} = \cos 45^\circ = \frac{\sqrt{2}}{2} \quad \tan \frac{\pi}{4} = \tan 45^\circ = \frac{\frac{\sqrt{2}}{2}}{\frac{\sqrt{2}}{2}} = 1$$

$$\csc \frac{\pi}{4} = \csc 45^\circ = \frac{1}{\frac{\sqrt{2}}{2}} = \sqrt{2} \quad \sec \frac{\pi}{4} = \sec 45^\circ = \frac{1}{\frac{\sqrt{2}}{2}} = \sqrt{2} \quad \cot \frac{\pi}{4} = \cot 45^\circ = \frac{\frac{\sqrt{2}}{2}}{\frac{\sqrt{2}}{2}} = 1$$

Figure 23 $\theta = \frac{\pi}{4} = 45^\circ$

EXAMPLE 5

Finding the Exact Value of a Trigonometric Expression

Find the exact value of each expression.

$$(a) \sin 45^\circ \cos 180^\circ \quad (b) \tan \frac{\pi}{4} - \sin \frac{3\pi}{2} \quad (c) \left(\sec \frac{\pi}{4}\right)^2 + \csc \frac{\pi}{2}$$

$$\text{Solution} \quad (a) \sin 45^\circ \cos 180^\circ = \frac{\sqrt{2}}{2} \cdot (-1) = -\frac{\sqrt{2}}{2}$$

↑
↑
 From Example 4 From Table 2

$$(b) \tan \frac{\pi}{4} - \sin \frac{3\pi}{2} = 1 - (-1) = 2$$

↑
↑
 From Example 4 From Table 2

$$(c) \left(\sec \frac{\pi}{4}\right)^2 + \csc \frac{\pi}{2} = (\sqrt{2})^2 + 1 = 2 + 1 = 3$$

Now Work PROBLEM 35

4 Find The Exact Values of the Trigonometric Functions

of $\frac{\pi}{6} = 30^\circ$ and $\frac{\pi}{3} = 60^\circ$

Consider a right triangle in which one of the angles is $\frac{\pi}{6} = 30^\circ$. It then follows that the third angle is $\frac{\pi}{3} = 60^\circ$. Figure 24(a) illustrates such a triangle with hypotenuse of length 1. Our problem is to determine a and b .

Begin by placing next to the triangle in Figure 24(a) another triangle congruent to the first, as shown in Figure 24(b). Notice that we now have a triangle whose three angles each equal 60° . This triangle is therefore equilateral, so each side is of length 1.

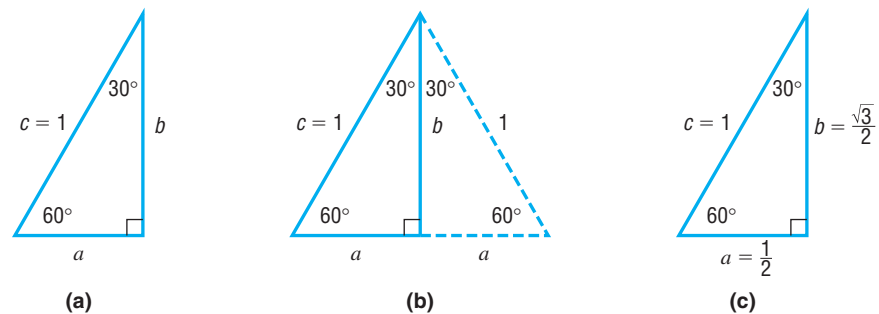


Figure 24 30° – 60° – 90° triangle

This means the base is $2a = 1$, and so $a = \frac{1}{2}$. By the Pythagorean Theorem, b satisfies the equation $a^2 + b^2 = c^2$, so we have

$$a^2 + b^2 = c^2$$

$$\frac{1}{4} + b^2 = 1$$

$$b^2 = 1 - \frac{1}{4} = \frac{3}{4}$$

$$b = \frac{\sqrt{3}}{2}$$

$$a = \frac{1}{2}, c = 1$$

$b > 0$ because b is the length of the side of a triangle.

This results in Figure 24(c).

EXAMPLE 6

Finding the Exact Values of the Trigonometric Functions of $\frac{\pi}{3} = 60^\circ$

Find the exact values of the six trigonometric functions of $\frac{\pi}{3} = 60^\circ$.

Solution

Position the triangle in Figure 24(c) so that the 60° angle is in standard position.

See Figure 25. The point on the unit circle that corresponds to $\theta = \frac{\pi}{3} = 60^\circ$ is

$P = \left(\frac{1}{2}, \frac{\sqrt{3}}{2}\right)$. Then

$$\sin \frac{\pi}{3} = \sin 60^\circ = \frac{\sqrt{3}}{2}$$

$$\cos \frac{\pi}{3} = \cos 60^\circ = \frac{1}{2}$$

$$\csc \frac{\pi}{3} = \csc 60^\circ = \frac{1}{\frac{\sqrt{3}}{2}} = \frac{2}{\sqrt{3}} = \frac{2\sqrt{3}}{3}$$

$$\sec \frac{\pi}{3} = \sec 60^\circ = \frac{1}{\frac{1}{2}} = 2$$

$$\tan \frac{\pi}{3} = \tan 60^\circ = \frac{\frac{\sqrt{3}}{2}}{\frac{1}{2}} = \sqrt{3}$$

$$\cot \frac{\pi}{3} = \cot 60^\circ = \frac{\frac{1}{2}}{\frac{\sqrt{3}}{2}} = \frac{1}{\sqrt{3}} = \frac{\sqrt{3}}{3}$$

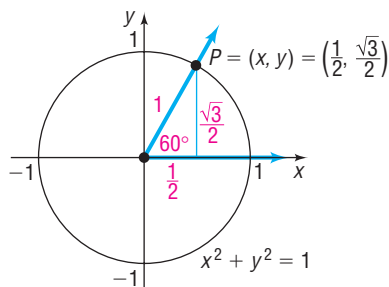


Figure 25 $\theta = \frac{\pi}{3} = 60^\circ$

EXAMPLE 7

Finding the Exact Values of the Trigonometric Functions of $\frac{\pi}{6} = 30^\circ$

Find the exact values of the trigonometric functions of $\frac{\pi}{6} = 30^\circ$.

Solution

Position the triangle in Figure 24(c) so that the 30° angle is in standard position.

See Figure 26. The point on the unit circle that corresponds to $\theta = \frac{\pi}{6} = 30^\circ$ is

$P = \left(\frac{\sqrt{3}}{2}, \frac{1}{2}\right)$. Then

$$\sin \frac{\pi}{6} = \sin 30^\circ = \frac{1}{2}$$

$$\cos \frac{\pi}{6} = \cos 30^\circ = \frac{\sqrt{3}}{2}$$

$$\csc \frac{\pi}{6} = \csc 30^\circ = \frac{1}{\frac{1}{2}} = 2$$

$$\sec \frac{\pi}{6} = \sec 30^\circ = \frac{1}{\frac{\sqrt{3}}{2}} = \frac{2}{\sqrt{3}} = \frac{2\sqrt{3}}{3}$$

$$\tan \frac{\pi}{6} = \tan 30^\circ = \frac{\frac{1}{2}}{\frac{\sqrt{3}}{2}} = \frac{1}{\sqrt{3}} = \frac{\sqrt{3}}{3}$$

$$\cot \frac{\pi}{6} = \cot 30^\circ = \frac{\frac{\sqrt{3}}{2}}{\frac{1}{2}} = \sqrt{3}$$

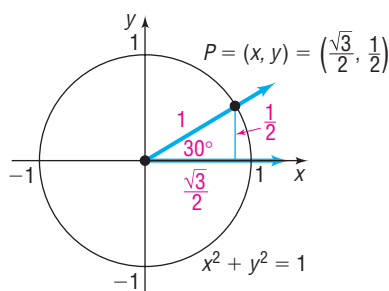


Figure 26 $\theta = \frac{\pi}{6} = 30^\circ$

Table 3 summarizes the information just derived for $\frac{\pi}{6} = 30^\circ$, $\frac{\pi}{4} = 45^\circ$, and $\frac{\pi}{3} = 60^\circ$. Until you memorize the entries in Table 3, you should draw an appropriate diagram to determine the values given in the table.

Table 3

θ (Radians)	θ (Degrees)	$\sin \theta$	$\cos \theta$	$\tan \theta$	$\csc \theta$	$\sec \theta$	$\cot \theta$
$\frac{\pi}{6}$	30°	$\frac{1}{2}$	$\frac{\sqrt{3}}{2}$	$\frac{\sqrt{3}}{3}$	2	$\frac{2\sqrt{3}}{3}$	$\sqrt{3}$
$\frac{\pi}{4}$	45°	$\frac{\sqrt{2}}{2}$	$\frac{\sqrt{2}}{2}$	1	$\sqrt{2}$	$\sqrt{2}$	1
$\frac{\pi}{3}$	60°	$\frac{\sqrt{3}}{2}$	$\frac{1}{2}$	$\sqrt{3}$	$\frac{2\sqrt{3}}{3}$	2	$\frac{\sqrt{3}}{3}$

 **Now Work** PROBLEM 41

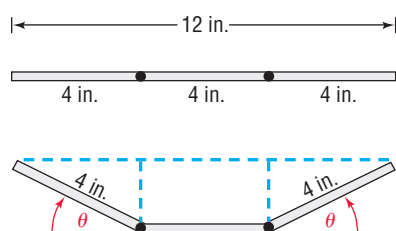
EXAMPLE 8**Constructing a Rain Gutter**

Figure 27

A rain gutter is to be constructed of aluminum sheets 12 inches wide. After marking off a length of 4 inches from each edge, this length is bent up at an angle θ . See Figure 27. The area A of the opening may be expressed as a function of θ as

$$A(\theta) = 16 \sin \theta (\cos \theta + 1)$$

Find the area A of the opening for $\theta = 30^\circ$, $\theta = 45^\circ$, and $\theta = 60^\circ$.

Solution For $\theta = 30^\circ$: $A(30^\circ) = 16 \sin 30^\circ (\cos 30^\circ + 1)$

$$= 16 \cdot \frac{1}{2} \cdot \left(\frac{\sqrt{3}}{2} + 1 \right) = 4\sqrt{3} + 8 \approx 14.93$$

The area of the opening for $\theta = 30^\circ$ is about 14.93 square inches.

$$\text{For } \theta = 45^\circ: A(45^\circ) = 16 \sin 45^\circ (\cos 45^\circ + 1)$$

$$= 16 \cdot \frac{\sqrt{2}}{2} \cdot \left(\frac{\sqrt{2}}{2} + 1 \right) = 8 + 8\sqrt{2} \approx 19.31$$

The area of the opening for $\theta = 45^\circ$ is about 19.31 square inches.

$$\text{For } \theta = 60^\circ: A(60^\circ) = 16 \sin 60^\circ (\cos 60^\circ + 1)$$

$$= 16 \cdot \frac{\sqrt{3}}{2} \cdot \left(\frac{1}{2} + 1 \right) = 12\sqrt{3} \approx 20.78$$

The area of the opening for $\theta = 60^\circ$ is about 20.78 square inches. J

5 Find the Exact Values of the Trigonometric Functions

for Integer Multiples of $\frac{\pi}{6} = 30^\circ$, $\frac{\pi}{4} = 45^\circ$, and $\frac{\pi}{3} = 60^\circ$

We know the exact values of the trigonometric functions of $\frac{\pi}{4} = 45^\circ$. Using symmetry, we can find the exact values of the trigonometric functions of $\frac{3\pi}{4} = 135^\circ$, $\frac{5\pi}{4} = 225^\circ$, and $\frac{7\pi}{4} = 315^\circ$. The point on the unit circle corresponding to $\frac{\pi}{4} = 45^\circ$ is $\left(\frac{\sqrt{2}}{2}, \frac{\sqrt{2}}{2} \right)$.

See Figure 28. Using symmetry with respect to the y -axis, the point $\left(-\frac{\sqrt{2}}{2}, \frac{\sqrt{2}}{2} \right)$ is the point on the unit circle that corresponds to the angle $\frac{3\pi}{4} = 135^\circ$. Similarly, using symmetry with respect to the origin, the point $\left(-\frac{\sqrt{2}}{2}, -\frac{\sqrt{2}}{2} \right)$ is the point on the unit

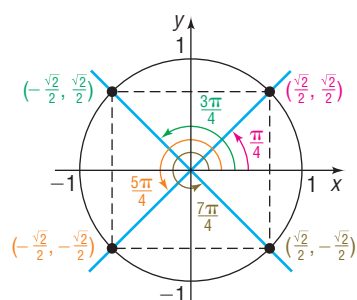


Figure 28

circle that corresponds to the angle $\frac{5\pi}{4} = 225^\circ$. Finally, using symmetry with respect to the x -axis, the point $\left(\frac{\sqrt{2}}{2}, -\frac{\sqrt{2}}{2}\right)$ is the point on the unit circle that corresponds to the angle $\frac{7\pi}{4} = 315^\circ$.

EXAMPLE 9**Finding Exact Values for Multiples of $\frac{\pi}{4} = 45^\circ$**

Find the exact value of each expression.

(a) $\cos \frac{5\pi}{4}$ (b) $\sin 135^\circ$ (c) $\tan 315^\circ$ (d) $\sin\left(-\frac{\pi}{4}\right)$ (e) $\cos \frac{11\pi}{4}$

Solution

(a) From Figure 28, we see the point $\left(-\frac{\sqrt{2}}{2}, -\frac{\sqrt{2}}{2}\right)$ corresponds to $\frac{5\pi}{4}$, so

$$\cos \frac{5\pi}{4} = x = -\frac{\sqrt{2}}{2}.$$

(b) Since $135^\circ = \frac{3\pi}{4}$, the point $\left(-\frac{\sqrt{2}}{2}, \frac{\sqrt{2}}{2}\right)$ corresponds to 135° , so $\sin 135^\circ = \frac{\sqrt{2}}{2}$.

(c) Since $315^\circ = \frac{7\pi}{4}$, the point $\left(\frac{\sqrt{2}}{2}, -\frac{\sqrt{2}}{2}\right)$ corresponds to 315° , so

$$\tan 315^\circ = \frac{-\frac{\sqrt{2}}{2}}{\frac{\sqrt{2}}{2}} = -1.$$

(d) The point $\left(\frac{\sqrt{2}}{2}, -\frac{\sqrt{2}}{2}\right)$ corresponds to $-\frac{\pi}{4}$, so $\sin\left(-\frac{\pi}{4}\right) = -\frac{\sqrt{2}}{2}$.

(e) The point $\left(-\frac{\sqrt{2}}{2}, \frac{\sqrt{2}}{2}\right)$ corresponds to $\frac{11\pi}{4}$, so $\cos \frac{11\pi}{4} = -\frac{\sqrt{2}}{2}$. J

 **Now Work** PROBLEMS 51 AND 55

The use of symmetry also provides information about certain integer multiples of the angles $\frac{\pi}{6} = 30^\circ$ and $\frac{\pi}{3} = 60^\circ$. See Figures 29 and 30.

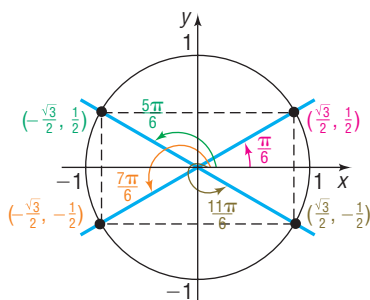


Figure 29

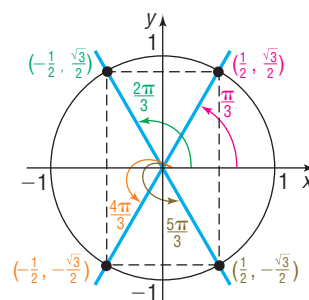


Figure 30

EXAMPLE 10

Finding Exact Values for Multiples of $\frac{\pi}{6} = 30^\circ$ or $\frac{\pi}{3} = 60^\circ$

Based on Figures 29 and 30, we see that

$$(a) \cos 210^\circ = \cos \frac{7\pi}{6} = -\frac{\sqrt{3}}{2} \quad (b) \sin(-60^\circ) = \sin\left(-\frac{\pi}{3}\right) = -\frac{\sqrt{3}}{2}$$

$$(c) \tan \frac{5\pi}{3} = \frac{-\frac{\sqrt{3}}{2}}{\frac{1}{2}} = -\sqrt{3} \quad (d) \cos \frac{8\pi}{3} = \cos \frac{2\pi}{3} = -\frac{1}{2}$$

 **Now Work** PROBLEM 47

6 Use a Calculator to Approximate the Value of a Trigonometric Function

WARNING On your calculator the second functions \sin^{-1} , \cos^{-1} , and \tan^{-1} do not represent the reciprocal of \sin , \cos , and \tan . ■

Before getting started, you must first decide whether to enter the angle in the calculator using radians or degrees and then set the calculator to the correct MODE. Check your instruction manual to find out how your calculator handles degrees and radians. Your calculator has keys marked $\boxed{\sin}$, $\boxed{\cos}$, and $\boxed{\tan}$. To find the values of the remaining three trigonometric functions, secant, cosecant, and cotangent, use the fact that, if $P = (x, y)$ is a point on the unit circle on the terminal side of θ , then

$$\sec \theta = \frac{1}{x} = \frac{1}{\cos \theta} \quad \csc \theta = \frac{1}{y} = \frac{1}{\sin \theta} \quad \cot \theta = \frac{x}{y} = \frac{1}{\frac{y}{x}} = \frac{1}{\tan \theta}$$

EXAMPLE 11

Using a Calculator to Approximate the Value of a Trigonometric Function

Use a calculator to find the approximate value of:

$$(a) \cos 48^\circ \quad (b) \csc 21^\circ \quad (c) \tan \frac{\pi}{12}$$

Express your answer rounded to two decimal places.

Solution

(a) First, set the MODE to receive degrees. Rounded to two decimal places,

$$\cos 48^\circ = 0.6691306 \approx 0.67$$

(b) Most calculators do not have a \csc key. The manufacturers assume that the user knows some trigonometry. To find the value of $\csc 21^\circ$, use the fact that

$$\csc 21^\circ = \frac{1}{\sin 21^\circ}. \text{ Rounded to two decimal places,}$$

$$\csc 21^\circ \approx 2.79$$



(c) Set the MODE to receive radians. Figure 31 shows the solution using a TI-84 Plus C graphing calculator. Rounded to two decimal places,

$$\tan \frac{\pi}{12} \approx 0.27$$

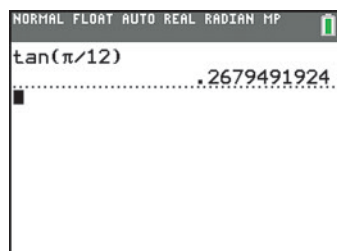


Figure 31

 **Now Work** PROBLEM 65

7 Use a Circle of Radius r to Evaluate the Trigonometric Functions

Until now, finding the exact value of a trigonometric function of an angle θ required that we locate the corresponding point $P = (x, y)$ on the unit circle. In fact, though, any circle whose center is at the origin can be used.

Let θ be any nonquadrantal angle placed in standard position. Let $P = (x, y)$ be the point on the circle $x^2 + y^2 = r^2$ that corresponds to θ , and let $P^* = (x^*, y^*)$ be the point on the unit circle that corresponds to θ . See Figure 32, where θ is shown in quadrant II.

Notice that the triangles OA^*P^* and OAP are similar; as a result, the ratios of corresponding sides are equal.

$$\frac{y^*}{1} = \frac{y}{r} \quad \frac{x^*}{1} = \frac{x}{r} \quad \frac{y^*}{x^*} = \frac{y}{x}$$

$$\frac{1}{y^*} = \frac{r}{y} \quad \frac{1}{x^*} = \frac{r}{x} \quad \frac{x^*}{y^*} = \frac{x}{y}$$

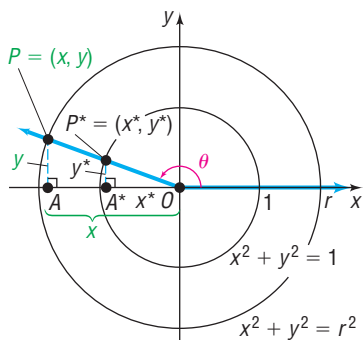


Figure 32

These results lead us to formulate the following theorem:

THEOREM

For an angle θ in standard position, let $P = (x, y)$ be the point on the terminal side of θ that is also on the circle $x^2 + y^2 = r^2$. Then

$$\sin \theta = \frac{y}{r} \quad \cos \theta = \frac{x}{r} \quad \tan \theta = \frac{y}{x} \quad x \neq 0$$

$$\csc \theta = \frac{r}{y} \quad y \neq 0 \quad \sec \theta = \frac{r}{x} \quad x \neq 0 \quad \cot \theta = \frac{x}{y} \quad y \neq 0$$

EXAMPLE 12

Finding the Exact Values of the Six Trigonometric Functions

Find the exact values of each of the six trigonometric functions of an angle θ if $(4, -3)$ is a point on its terminal side in standard position.

See Figure 33. The point $(4, -3)$ is on a circle with center at the origin that has a radius of $r = \sqrt{4^2 + (-3)^2} = \sqrt{16 + 9} = \sqrt{25} = 5$.

For the point $(x, y) = (4, -3)$, we have $x = 4$ and $y = -3$. Since $r = 5$, we find

$$\sin \theta = \frac{y}{r} = -\frac{3}{5} \quad \cos \theta = \frac{x}{r} = \frac{4}{5} \quad \tan \theta = \frac{y}{x} = -\frac{3}{4}$$

$$\csc \theta = \frac{r}{y} = -\frac{5}{3} \quad \sec \theta = \frac{r}{x} = \frac{5}{4} \quad \cot \theta = \frac{x}{y} = -\frac{4}{3}$$

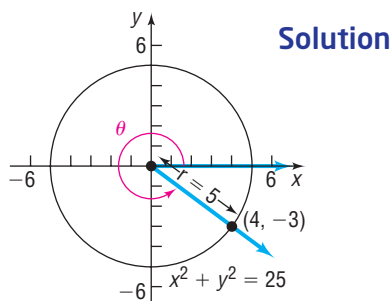


Figure 33

 **Now Work** PROBLEM 77

Historical Feature

The name *sine* for the sine function arose from a medieval confusion. Its origin is from the Sanskrit word *jīva* (meaning “chord”), first used in India by Araybhata the Elder (AD 510). He really meant half-chord, but abbreviated it. This was brought into Arabic as *jība*, which was meaningless. Because the proper Arabic word *jaib* would be written the same way (short vowels are not written out in Arabic), *jība* was pronounced as *jaib*, which meant “bosom” or “hollow,” and *jaib* remains as the Arabic word for sine to this day. Scholars translating the Arabic works into Latin found that

the word *sinus* also meant “bosom” or “hollow,” and from *sinus* we get *sine*.

The name *tangent*, due to Thomas Finck (1583), can be understood by looking at Figure 34. The line segment \overline{DC} is tangent to the circle at C . If $d(O, B) = d(O, C) = 1$, then the length of the line segment \overline{DC} is

$$d(D, C) = \frac{d(D, C)}{1} = \frac{d(D, C)}{d(O, C)} = \tan \alpha$$

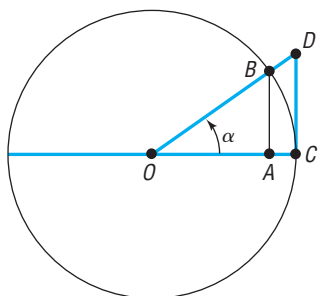


Figure 34

The old name for the tangent is *umbra versa* (meaning turned shadow), referring to the use of the tangent in solving height problems with shadows.

The names of the remaining functions came about as follows. If α and β are complementary angles, then $\cos \alpha = \sin \beta$. Because β is the complement of α , it was natural to write the cosine of α as $\sin \text{co } \alpha$. Probably for reasons involving ease of pronunciation, the *co* migrated to the front, and then cosine received a three-letter abbreviation to match *sin*, *sec*, and *tan*. The two other cofunctions were similarly treated, except that the long forms *cotan* and *cosec* survive to this day in some countries.

6.2 Assess Your Understanding

'Are You Prepared?' Answers are given at the end of these exercises. If you get a wrong answer, read the pages listed in red.

- In a right triangle, with legs a and b and hypotenuse c , the Pythagorean Theorem states that _____. (p. A14)
- The value of the function $f(x) = 3x - 7$ at 5 is _____. (pp. 51–54)
- True or False** For a function $y = f(x)$, for each x in the domain, there is exactly one element y in the range. (pp. 49–51)
- If two triangles are similar, then corresponding angles are _____ and the lengths of corresponding sides are _____. (pp. A16–A19)
- What point is symmetric with respect to the y -axis to the point $\left(\frac{1}{2}, \frac{\sqrt{3}}{2}\right)$? (pp. 13–15)
- If (x, y) is a point on the unit circle in quadrant IV and if $x = \frac{\sqrt{3}}{2}$, what is y ? (p. 36)

Concepts and Vocabulary

- Multiple Choice** Which function takes as input a real number t that corresponds to a point $P = (x, y)$ on the unit circle and outputs the x -coordinate?
(a) sine (b) cosine (c) tangent (d) secant
- The point on the unit circle that corresponds to $\theta = \frac{\pi}{2}$ is $P =$ _____.
- The point on the unit circle that corresponds to $\theta = \frac{\pi}{4}$ is $P =$ _____.
- True or False** Exact values can be found for the sine of any angle.
- For any angle θ in standard position, let $P = (x, y)$ be the point on the terminal side of θ that is also on the circle $x^2 + y^2 = r^2$. Then, $\sin \theta =$ _____ and $\cos \theta =$ _____.
- Multiple Choice** The point on the unit circle that corresponds to $\theta = \frac{\pi}{3}$ is
(a) $\left(\frac{1}{2}, \frac{\sqrt{3}}{2}\right)$ (b) $\left(\frac{\sqrt{2}}{2}, \frac{\sqrt{2}}{2}\right)$
(c) $\left(\frac{\sqrt{3}}{2}, \frac{1}{2}\right)$ (d) $\left(\sqrt{3}, \frac{2\sqrt{3}}{3}\right)$

Skill Building

In Problems 13–20, $P = (x, y)$ is the point on the unit circle that corresponds to a real number t . Find the exact values of the six trigonometric functions of t .

- $\left(\frac{\sqrt{3}}{2}, \frac{1}{2}\right)$
- $\left(\frac{1}{2}, -\frac{\sqrt{3}}{2}\right)$
- $\left(-\frac{2}{5}, \frac{\sqrt{21}}{5}\right)$
- $\left(-\frac{1}{5}, \frac{2\sqrt{6}}{5}\right)$
- $\left(-\frac{\sqrt{2}}{2}, \frac{\sqrt{2}}{2}\right)$
- $\left(\frac{\sqrt{2}}{2}, \frac{\sqrt{2}}{2}\right)$
- $\left(\frac{2\sqrt{2}}{3}, -\frac{1}{3}\right)$
- $\left(-\frac{\sqrt{5}}{3}, -\frac{2}{3}\right)$

In Problems 21–30, find the exact value. Do not use a calculator.

21. $\sin \frac{11\pi}{2}$ 22. $\cos(7\pi)$ 23. $\tan(6\pi)$ 24. $\cot \frac{7\pi}{2}$ 25. $\csc \frac{11\pi}{2}$
 26. $\sec(8\pi)$ 27. $\cos\left(-\frac{3\pi}{2}\right)$ 28. $\sin(-3\pi)$ 29. $\sec(-\pi)$ 30. $\tan(-3\pi)$

In Problems 31–46, find the exact value of each expression. Do not use a calculator.

31. $\sin 45^\circ + \cos 60^\circ$ 32. $\sin 30^\circ - \cos 45^\circ$ 33. $\sin 90^\circ + \tan 45^\circ$ 34. $\cos 180^\circ - \sin 180^\circ$
 35. $\sin 45^\circ \cos 45^\circ$ 36. $\tan 45^\circ \cos 30^\circ$ 37. $\csc 45^\circ \tan 60^\circ$ 38. $\sec 30^\circ \cot 45^\circ$
 39. $4 \sin 90^\circ - 3 \tan 180^\circ$ 40. $5 \cos 90^\circ - 8 \sin 270^\circ$ 41. $2 \sin \frac{\pi}{3} - 3 \tan \frac{\pi}{6}$ 42. $2 \sin \frac{\pi}{4} + 3 \tan \frac{\pi}{4}$
 43. $2 \sec \frac{\pi}{4} + 4 \cot \frac{\pi}{3}$ 44. $3 \csc \frac{\pi}{3} + \cot \frac{\pi}{4}$ 45. $\csc \frac{\pi}{2} + \cot \frac{\pi}{2}$ 46. $\sec \pi - \csc \frac{\pi}{2}$

In Problems 47–64, find the exact values of the six trigonometric functions of the given angle. If any are not defined, say “not defined.” Do not use a calculator.

47. $\frac{2\pi}{3}$ 48. $\frac{5\pi}{6}$ 49. 210° 50. 240° 51. $\frac{3\pi}{4}$ 52. $\frac{11\pi}{4}$
 53. $\frac{8\pi}{3}$ 54. $\frac{13\pi}{6}$ 55. 405° 56. 390° 57. $-\frac{\pi}{6}$ 58. $-\frac{\pi}{3}$
 59. -135° 60. -240° 61. $\frac{5\pi}{2}$ 62. 5π 63. $-\frac{14\pi}{3}$ 64. $-\frac{13\pi}{6}$

In Problems 65–76, use a calculator to find the approximate value of each expression rounded to two decimal places.

65. $\sin 28^\circ$ 66. $\cos 14^\circ$ 67. $\sec 21^\circ$ 68. $\cot 70^\circ$
 69. $\tan \frac{\pi}{10}$ 70. $\sin \frac{\pi}{8}$ 71. $\cot \frac{\pi}{12}$ 72. $\csc \frac{5\pi}{13}$
 73. $\sin 1$ 74. $\tan 1$ 75. $\sin 1^\circ$ 76. $\tan 1^\circ$

In Problems 77–84, a point on the terminal side of an angle θ in standard position is given. Find the exact value of each of the six trigonometric functions of θ .

77. $(-3, 4)$ 78. $(5, -12)$ 79. $(2, -3)$ 80. $(-1, -2)$
 81. $(-2, -2)$ 82. $(-1, 1)$ 83. $\left(\frac{1}{3}, \frac{1}{4}\right)$ 84. $(0.3, 0.4)$

85. Find the exact value of:

$$\sin 45^\circ + \sin 135^\circ + \sin 225^\circ + \sin 315^\circ$$

86. Find the exact value of:

$$\tan 60^\circ + \tan 150^\circ$$

87. Find the exact value of:

$$\sin 40^\circ + \sin 130^\circ + \sin 220^\circ + \sin 310^\circ$$

88. Find the exact value of:

$$\tan 40^\circ + \tan 140^\circ$$

89. If $f(\theta) = \sin \theta = 0.1$, find $f(\theta + \pi)$.

90. If $f(\theta) = \cos \theta = 0.3$, find $f(\theta + \pi)$.

91. If $f(\theta) = \tan \theta = 3$, find $f(\theta + \pi)$.

92. If $f(\theta) = \cot \theta = -2$, find $f(\theta + \pi)$.

93. If $\sin \theta = \frac{1}{5}$, find $\csc \theta$.

94. If $\cos \theta = \frac{2}{3}$, find $\sec \theta$.

In Problems 95–106, $f(\theta) = \sin \theta$ and $g(\theta) = \cos \theta$. Find the exact value of each function below if $\theta = 60^\circ$. Do not use a calculator.

95. $f(\theta)$ 96. $g(\theta)$ 97. $f\left(\frac{\theta}{2}\right)$ 98. $g\left(\frac{\theta}{2}\right)$
 99. $[f(\theta)]^2$ 100. $[g(\theta)]^2$ 101. $f(2\theta)$ 102. $g(2\theta)$
 103. $2f(\theta)$ 104. $2g(\theta)$ 105. $f(-\theta)$ 106. $g(-\theta)$

Mixed Practice In Problems 107–116, $f(x) = \sin x$, $g(x) = \cos x$, $h(x) = 2x$, and $p(x) = \frac{x}{2}$. Find the value of each of the following:

107. $(f + g)(30^\circ)$ 108. $(f - g)(60^\circ)$ 109. $(f \cdot g)\left(\frac{3\pi}{4}\right)$ 110. $(f \cdot g)\left(\frac{4\pi}{3}\right)$
111. $(f \circ h)\left(\frac{\pi}{6}\right)$ 112. $(g \circ p)(60^\circ)$ 113. $(p \circ g)(315^\circ)$ 114. $(h \circ f)\left(\frac{5\pi}{6}\right)$
115. (a) Find $f\left(\frac{\pi}{4}\right)$. What point is on the graph of f ?
 (b) Assuming $0 \leq x \leq \frac{\pi}{2}$, f is one-to-one.* Use the result of part (a) to find a point on the graph of f^{-1} .
 (c) What point is on the graph of $y = f\left(x + \frac{\pi}{4}\right) - 3$ if $x = \frac{\pi}{4}$?
116. (a) Find $g\left(\frac{\pi}{6}\right)$. What point is on the graph of g ?
 (b) Assuming $0 \leq x \leq \frac{\pi}{2}$, g is one-to-one.* Use the result of part (a) to find a point on the graph of g^{-1} .
 (c) What point is on the graph of $y = 2g\left(x - \frac{\pi}{6}\right)$ if $x = \frac{\pi}{6}$?

Applications and Extensions

117. Find two negative and three positive angles, expressed in radians, for which the point on the unit circle that corresponds to each angle is $\left(\frac{1}{2}, \frac{\sqrt{3}}{2}\right)$.
118. Find two negative and three positive angles, expressed in radians, for which the point on the unit circle that corresponds to each angle is $\left(-\frac{\sqrt{2}}{2}, \frac{\sqrt{2}}{2}\right)$.

119. Use a calculator in radian mode to complete the following table.

What do you conjecture about the value of $f(\theta) = \frac{\sin \theta}{\theta}$ as θ approaches 0?

θ	0.5	0.4	0.2	0.1	0.01	0.001	0.0001	0.00001
$\sin \theta$								
$f(\theta) = \frac{\sin \theta}{\theta}$								

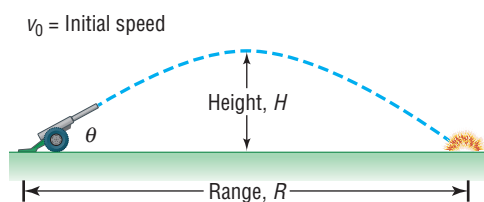
120. Use a calculator in radian mode to complete the following table.

What do you conjecture about the value of $g(\theta) = \frac{\cos \theta - 1}{\theta}$ as θ approaches 0?

θ	0.5	0.4	0.2	0.1	0.01	0.001	0.0001	0.00001
$\cos \theta - 1$								
$g(\theta) = \frac{\cos \theta - 1}{\theta}$								

For Problems 121–124 on the next page, use the following discussion.

Projectile Motion The path of a projectile fired at an inclination θ to the horizontal with initial speed v_0 is a parabola (see the figure).



The range R of the projectile, that is, the horizontal distance that the projectile travels, is found by using the function

$$R(\theta) = \frac{v_0^2 \sin(2\theta)}{g}$$

where $g \approx 32.2$ feet per second per second ≈ 9.8 meters per second per second is the acceleration due to gravity. The maximum height H of the projectile is given by the function

$$H(\theta) = \frac{v_0^2 (\sin \theta)^2}{2g}$$

*In Section 7.1, we discuss the necessary domain restriction so that the function is one-to-one.

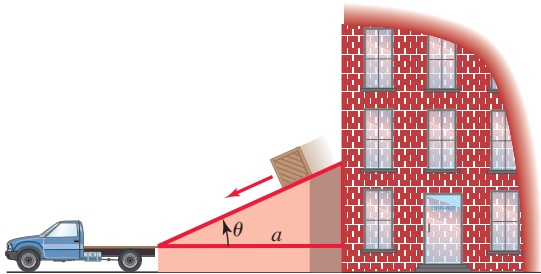
In Problems 121–124, find the range R and maximum height H . Round answers to two decimal places. See the discussion on the previous page.

121. The projectile is fired at an angle of 45° to the horizontal with an initial speed of 100 feet per second.
122. The projectile is fired at an angle of 30° to the horizontal with an initial speed of 150 meters per second.
123. The projectile is fired at an angle of 25° to the horizontal with an initial speed of 500 meters per second.
124. The projectile is fired at an angle of 50° to the horizontal with an initial speed of 200 feet per second.
125. **Inclined Plane** See the figure. If friction is ignored, the time t (in seconds) required for a block to slide down an inclined plane is given by the function

$$t(\theta) = \sqrt{\frac{2a}{g \sin \theta \cos \theta}}$$

where a is the length (in feet) of the base and $g \approx 32$ feet per second per second is the acceleration due to gravity. How long does it take a block to slide down an inclined plane with base $a = 10$ feet when:

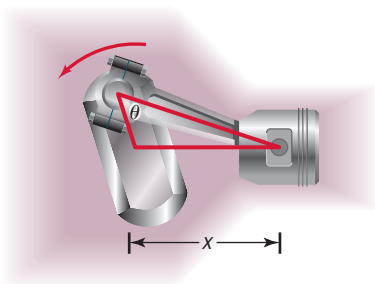
- (a) $\theta = 30^\circ$?
- (b) $\theta = 45^\circ$?
- (c) $\theta = 60^\circ$?



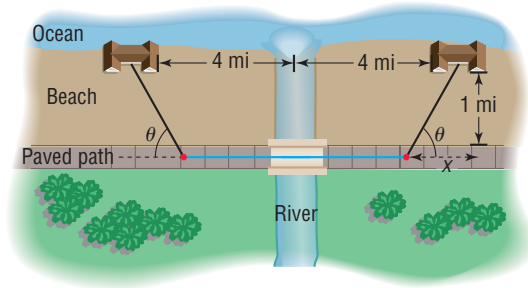
126. **Piston Engines** In a certain piston engine, the distance x (in centimeters) from the center of the drive shaft to the head of the piston is given by the function

$$x(\theta) = \cos \theta + \sqrt{16 + 0.5 \cos(2\theta)}$$

where θ is the angle between the crank and the path of the piston head. See the figure. Find x when $\theta = 30^\circ$ and when $\theta = 45^\circ$.



127. **Calculating the Time of a Trip** Two oceanfront homes are located 8 miles apart on a straight stretch of beach, each a distance of 1 mile from a paved road that parallels the ocean. See the figure.



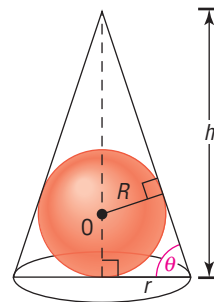
Sally can jog 8 miles per hour along the paved road, but only 3 miles per hour in the sand on the beach. Because of a river directly between the two houses, it is necessary to jog in the sand to the road, continue on the road, and then jog directly back in the sand to get from one house to the other. The time T to get from one house to the other as a function of the angle θ shown in the figure is

$$T(\theta) = 1 + \frac{2}{3 \sin \theta} - \frac{1}{4 \tan \theta}, \quad 0^\circ < \theta < 90^\circ$$

- (a) Calculate the time T for $\theta = 30^\circ$. How long is Sally on the paved road?
 - (b) Calculate the time T for $\theta = 45^\circ$. How long is Sally on the paved road?
 - (c) Calculate the time T for $\theta = 60^\circ$. How long is Sally on the paved road?
 - (d) Calculate the time T for $\theta = 90^\circ$. Describe the path taken. Why can't the formula for T be used?
128. **Designing Fine Decorative Pieces** A designer of decorative art plans to market solid gold spheres encased in clear crystal cones. Each sphere is of fixed radius R and will be enclosed in a cone of height h and radius r . See the figure. Many cones can be used to enclose the sphere, each having a different slant angle θ . The volume V of the cone can be expressed as a function of the slant angle θ of the cone as

$$V(\theta) = \frac{1}{3} \pi R^3 \frac{(1 + \sec \theta)^3}{(\tan \theta)^2}, \quad 0^\circ < \theta < 90^\circ$$

What volume V is required to enclose a sphere of radius 2 centimeters in a cone whose slant angle θ is 30° ? 45° ? 60° ?




Use the following to answer Problems 129–132. The viewing angle, θ , of an object is the angle the object forms at the lens of the viewer's eye. This is also known as the perceived or angular size of the object. The viewing angle is related to the object's height, H , and distance from the viewer, D , through the formula $\tan \frac{\theta}{2} = \frac{H}{2D}$.

129. **Tailgating** While driving, Arletha observes the car in front of her with a viewing angle of 22° . If the car is 6 feet wide, how close is Arletha to the car in front of her? Round your answer to one decimal place.

- 130. Viewing Distance** The Washington Monument in Washington, D.C. is 555 feet tall. If a tourist sees the monument with a viewing angle of 8° , how far away, to the nearest foot, is she from the monument?
- 131. Tree Height** A forest ranger views a tree that is 200 feet away with a viewing angle of 20° . How tall is the tree to the nearest foot?
- 132. Radius of the Moon** An astronomer observes the moon with a viewing angle of 0.52° . If the moon's average distance from Earth is 384,400 km, what is its radius to the nearest kilometer?
- 133. Projectile Distance** An object is fired at an angle θ to the horizontal with an initial speed of v_0 feet per second. Ignoring air resistance, the length of the projectile's path is given by

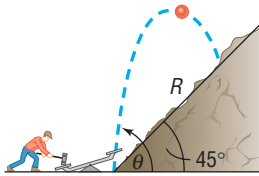
$$L(\theta) = \frac{v_0^2}{32} \left[\sin \theta - (\cos \theta)^2 \cdot \left(\ln \left[\tan \left(\frac{\pi - 2\theta}{4} \right) \right] \right) \right]$$

where $0 < \theta < \frac{\pi}{2}$.

- (a) Find the length of the object's path for angles $\theta = \frac{\pi}{6}, \frac{\pi}{4}$, and $\frac{\pi}{3}$ if the initial velocity is 128 feet per second.
-  (b) Using a graphing utility, determine the angle required for the object to have a path length of 550 feet if the initial velocity is 128 feet per second.
- (c) What angle will result in the longest path? How does this angle compare to the angle that results in the longest range? (See Problems 121–124.)


- 134. Photography** The length L of the chord joining the endpoints of an arc on a circle of radius r subtended by a central angle θ , $0 < \theta \leq \pi$, is given by $L = r\sqrt{2 - 2\cos \theta}$. Use this fact to approximate the field width (the width of scenery the lens can image) of a 450mm camera lens at a distance of 920 feet if the viewing angle of the lens is $\frac{\pi}{30}$.

- 135. Projectile Motion** An object is propelled upward at an angle θ , $45^\circ < \theta < 90^\circ$, to the horizontal with an initial velocity of v_0 feet per second from the base of an inclined plane that makes an angle of 45° with the horizontal. See the figure.



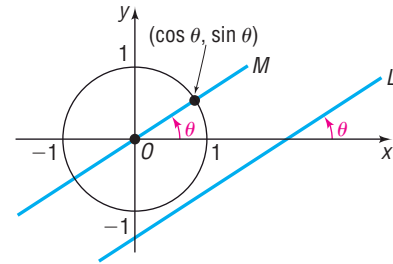
If air resistance is ignored, the distance R that it travels up the inclined plane as a function of θ is given by

$$R(\theta) = \frac{v_0^2 \sqrt{2}}{32} [\sin(2\theta) - \cos(2\theta) - 1]$$

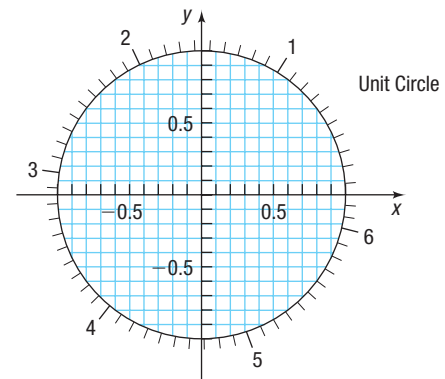
- (a) Find the distance R that the object travels along the inclined plane if the initial velocity is 32 feet per second and $\theta = 60^\circ$.
-  (b) Graph $R = R(\theta)$ if the initial velocity is 32 feet per second.
- (c) What value of θ makes R largest?

- 136.** If θ , $0 < \theta < \pi$, is the angle between the positive x -axis and a nonhorizontal, nonvertical line L , show that the slope m of L equals $\tan \theta$. The angle θ is called the **inclination** of L .

[Hint: See the figure, where we have drawn the line M parallel to L and passing through the origin. Use the fact that M intersects the unit circle at the point $(\cos \theta, \sin \theta)$.]



In Problems 137 and 138, use the figure to approximate the value of the six trigonometric functions at t to the nearest tenth. Then use a calculator to approximate each of the six trigonometric functions at t .



- 137. (a)** $t = 1$ **(b)** $t = 5.1$

- 138. (a)** $t = 2$ **(b)** $t = 4$

- 139. Challenge Problem** Let θ be the measure of an angle, in radians, in standard position with $\pi < \theta < \frac{3\pi}{2}$. Find the exact y -coordinate of the intersection of the terminal side of θ with the unit circle, given $\cos \theta + \sin^2 \theta = \frac{41}{49}$. State the answer as a single fraction, completely simplified, with rationalized denominator.

- 140. Challenge Problem** Let θ be the measure of an angle, in radians, in standard position with $\frac{\pi}{2} < \theta < \pi$. Find the exact x -coordinate of the intersection of the terminal side of θ with the unit circle, given $\cos^2 \theta - \sin \theta = -\frac{1}{9}$. State the answer as a single fraction, completely simplified, with rationalized denominator.




- 141. Challenge Problem** If the terminal side of an angle contains the point $(5n, -12n)$ with $n > 0$, find $\sin \theta$.

Explaining Concepts: Discussion and Writing

- 142.** Write a brief paragraph that explains how to quickly compute the trigonometric functions of 30° , 45° , and 60° .
- 143.** Write a brief paragraph that explains how to quickly compute the trigonometric functions of 0° , 90° , 180° , and 270° .
- 144.** How would you explain the meaning of the sine function to a fellow student who has just completed college algebra?
- 145.** Draw a unit circle. Label the angles $0, \frac{\pi}{6}, \frac{\pi}{4}, \frac{\pi}{3}, \dots, \frac{7\pi}{4}, \frac{11\pi}{6}, 2\pi$ and the coordinates of the points on the unit circle that correspond to each of these angles. Explain how symmetry can be used to find the coordinates of points on the unit circle for angles whose terminal sides are in quadrants II, III, and IV.

Retain Your Knowledge

Problems 146–155 are based on material learned earlier in the course. The purpose of these problems is to keep the material fresh in your mind so that you are better prepared for the final exam.

- 146.** Find the domain of $f(x) = \ln(5x + 2)$.
- 147.** If the polynomial function $P(x) = x^4 - 5x^3 - 9x^2 + 155x - 250$ has zeros of $4 + 3i$ and 2 , find the remaining zeros of the function.
- 148.** Find the remainder when $P(x) = 8x^4 - 2x^3 + x - 8$ is divided by $x + 2$.
- 149. Sidewalk Area** A sidewalk with a uniform width of 3 feet is to be placed around a circular garden with a diameter of 24 feet. Find the exact area of the sidewalk.
- 150.** Find the real zeros of $f(x) = 3x^2 - 7x - 9$.
-  **151.** If $g(x) = \frac{1}{x^2 + 1}$, find $f(x)$ so that $f(g(x)) = \frac{x^2 + 1}{2}$.
-  **152.** If $f(x) = x^2 - 3$ and $g(x) = -x + 3$, determine where $g(x) \geq f(x)$.
- 153.** Solve $\text{int}(x + 3) = -2$.
- 154.** If the point $(3, -4)$ is on the graph of $y = f(x)$, what corresponding point must be on the graph of $\frac{1}{2}f(x - 3)$?
-  **155.** If $g(x) = \frac{x^2}{4} - \frac{1}{x^2}$, simplify $\sqrt{1 + [g(x)]^2}$.

'Are You Prepared?' Answers

1. $c^2 = a^2 + b^2$ 2. 8 3. True 4. equal; proportional 5. $\left(-\frac{1}{2}, \frac{\sqrt{3}}{2}\right)$ 6. $-\frac{1}{2}$

6.3 Properties of the Trigonometric Functions

PREPARING FOR THIS SECTION Before getting started, review the following:

- Functions (Section 2.1, pp. 49–59)
- Identity (Section A.6, p. A44)
- Even and Odd Functions (Section 2.3, pp. 73–75)

 **Now Work** the 'Are You Prepared?' problems on page 403.

- OBJECTIVES**
- 1** Determine the Domain and the Range of the Trigonometric Functions (p. 393)
 - 2** Determine the Period of the Trigonometric Functions (p. 395)
 - 3** Determine the Signs of the Trigonometric Functions in a Given Quadrant (p. 396)
 - 4** Find the Values of the Trigonometric Functions Using Fundamental Identities (p. 397)
 - 5** Find the Exact Values of the Trigonometric Functions of an Angle Given One of the Functions and the Quadrant of the Angle (p. 399)
 - 6** Use Even-Odd Properties to Find the Exact Values of the Trigonometric Functions (p. 402)

1 Determine the Domain and the Range of the Trigonometric Functions

Let θ be an angle in standard position, and let $P = (x, y)$ be the point on the unit circle that corresponds to θ . See Figure 35. Then, by the definition given earlier,

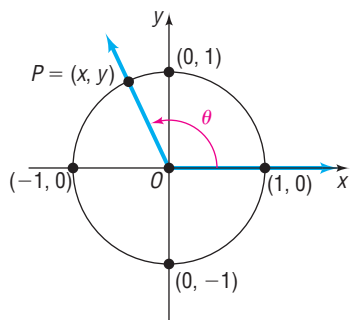


Figure 35

$$\begin{array}{lll} \sin \theta = y & \cos \theta = x & \tan \theta = \frac{y}{x} \quad x \neq 0 \\ \csc \theta = \frac{1}{y} \quad y \neq 0 & \sec \theta = \frac{1}{x} \quad x \neq 0 & \cot \theta = \frac{x}{y} \quad y \neq 0 \end{array}$$

For $\sin \theta$ and $\cos \theta$, there is no concern about dividing by 0, so θ can be any angle. It follows that the domain of the sine function and cosine function is the set of all real numbers.

- The domain of the sine function is the set of all real numbers.
- The domain of the cosine function is the set of all real numbers.

For the tangent function and secant function, the x -coordinate of $P = (x, y)$ cannot be 0 since this results in division by 0. See Figure 35. On the unit circle, there are two such points, $(0, 1)$ and $(0, -1)$. These two points correspond to the angles $\frac{\pi}{2}$ (90°) and $\frac{3\pi}{2}$ (270°) or, more generally, to any angle that is an odd integer multiple of $\frac{\pi}{2}$ (90°), such as $\pm \frac{\pi}{2}$ ($\pm 90^\circ$), $\pm \frac{3\pi}{2}$ ($\pm 270^\circ$), $\pm \frac{5\pi}{2}$ ($\pm 450^\circ$), and so on. Such angles must be excluded from the domain of the tangent function and secant function.

- The domain of the tangent function is the set of all real numbers, except odd integer multiples of $\frac{\pi}{2}$ (90°).
- The domain of the secant function is the set of all real numbers, except odd integer multiples of $\frac{\pi}{2}$ (90°).

For the cotangent function and cosecant function, the y -coordinate of $P = (x, y)$ cannot be 0 since this results in division by 0. See Figure 35. On the unit circle, there are two such points, $(1, 0)$ and $(-1, 0)$. These two points correspond to the angles 0 (0°) and π (180°) or, more generally, to any angle that is an integer multiple of π (180°), such as 0 (0°), $\pm \pi$ ($\pm 180^\circ$), $\pm 2\pi$ ($\pm 360^\circ$), $\pm 3\pi$ ($\pm 540^\circ$), and so on. Such angles must therefore be excluded from the domain of the cotangent function and cosecant function.

- The domain of the cotangent function is the set of all real numbers, except integer multiples of π (180°).
- The domain of the cosecant function is the set of all real numbers, except integer multiples of π (180°).

Next we determine the range of each of the six trigonometric functions. Refer again to Figure 35. Let $P = (x, y)$ be the point on the unit circle that corresponds to the angle θ . It follows that $-1 \leq x \leq 1$ and $-1 \leq y \leq 1$. Since $\sin \theta = y$ and $\cos \theta = x$, we have

$$-1 \leq \sin \theta \leq 1 \quad -1 \leq \cos \theta \leq 1$$

The range of both the sine function and the cosine function consists of all real numbers between -1 and 1 , inclusive. Using absolute value notation, we have $|\sin \theta| \leq 1$ and $|\cos \theta| \leq 1$.

If θ is not an integer multiple of π (180°), then $\csc \theta = \frac{1}{y}$. Since $y = \sin \theta$ and $|y| = |\sin \theta| \leq 1$, it follows that $|\csc \theta| = \frac{1}{|\sin \theta|} = \frac{1}{|y|} \geq 1$ ($\frac{1}{y} \leq -1$ or $\frac{1}{y} \geq 1$). Since $\csc \theta = \frac{1}{y}$, the range of the cosecant function consists of all real numbers less than or equal to -1 or greater than or equal to 1 . That is,

$$\csc \theta \leq -1 \quad \text{or} \quad \csc \theta \geq 1$$

If θ is not an odd integer multiple of $\frac{\pi}{2}$ (90°), then $\sec \theta = \frac{1}{x}$. Since $x = \cos \theta$ and $|x| = |\cos \theta| \leq 1$, it follows that $|\sec \theta| = \frac{1}{|\cos \theta|} = \frac{1}{|x|} \geq 1$ ($\frac{1}{x} \leq -1$ or $\frac{1}{x} \geq 1$). Since $\sec \theta = \frac{1}{x}$, the range of the secant function consists of all real numbers less than or equal to -1 or greater than or equal to 1 . That is,

$$\sec \theta \leq -1 \quad \text{or} \quad \sec \theta \geq 1$$

The range of both the tangent function and the cotangent function is the set of all real numbers.

$$-\infty < \tan \theta < \infty \quad -\infty < \cot \theta < \infty$$

You are asked to prove this in Problems 123 and 124.

Table 4 summarizes these results.

Table 4

Function	Symbol	Domain	Range
sine	$f(\theta) = \sin \theta$	All real numbers	All real numbers from -1 to 1 , inclusive
cosine	$f(\theta) = \cos \theta$	All real numbers	All real numbers from -1 to 1 , inclusive
tangent	$f(\theta) = \tan \theta$	All real numbers, except odd integer multiples of $\frac{\pi}{2}$ (90°)	All real numbers
cosecant	$f(\theta) = \csc \theta$	All real numbers, except integer multiples of π (180°)	All real numbers less than or equal to -1 or greater than or equal to 1
secant	$f(\theta) = \sec \theta$	All real numbers, except odd integer multiples of $\frac{\pi}{2}$ (90°)	All real numbers less than or equal to -1 or greater than or equal to 1
cotangent	$f(\theta) = \cot \theta$	All real numbers, except integer multiples of π (180°)	All real numbers

2 Determine the Period of the Trigonometric Functions

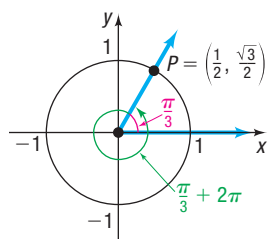


Figure 36 $\sin\left(\frac{\pi}{3} + 2\pi\right) = \sin\frac{\pi}{3}$;
 $\cos\left(\frac{\pi}{3} + 2\pi\right) = \cos\frac{\pi}{3}$

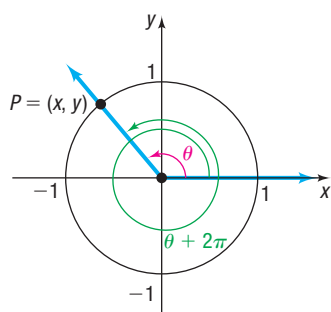


Figure 37 $\sin(\theta + 2\pi k) = \sin\theta$;
 $\cos(\theta + 2\pi k) = \cos\theta$

Look at Figure 36. This figure shows that for an angle of $\frac{\pi}{3}$ radians the corresponding point P on the unit circle is $\left(\frac{1}{2}, \frac{\sqrt{3}}{2}\right)$. Notice that, for an angle of $\frac{\pi}{3} + 2\pi$ radians, the corresponding point P on the unit circle is also $\left(\frac{1}{2}, \frac{\sqrt{3}}{2}\right)$. Then

$$\sin\frac{\pi}{3} = \frac{\sqrt{3}}{2} \quad \text{and} \quad \sin\left(\frac{\pi}{3} + 2\pi\right) = \frac{\sqrt{3}}{2}$$

$$\cos\frac{\pi}{3} = \frac{1}{2} \quad \text{and} \quad \cos\left(\frac{\pi}{3} + 2\pi\right) = \frac{1}{2}$$

This example illustrates a more general situation. For a given angle θ , measured in radians, suppose that we know the corresponding point $P = (x, y)$ on the unit circle. Now add 2π to θ . The point on the unit circle corresponding to $\theta + 2\pi$ is identical to the point P on the unit circle corresponding to θ . See Figure 37. The values of the trigonometric functions of $\theta + 2\pi$ are equal to the values of the corresponding trigonometric functions of θ .

If we add (or subtract) integer multiples of 2π to θ , the values of the sine and cosine function remain unchanged. That is, for all θ

$$\sin(\theta + 2\pi k) = \sin\theta \quad \cos(\theta + 2\pi k) = \cos\theta \quad (1)$$

where k is any integer.

Functions that exhibit this kind of behavior are called *periodic functions*.

DEFINITION Periodic Function and Fundamental Period

A function f is called **periodic** if there is a positive number p with the property that whenever θ is in the domain of f , so is $\theta + p$, and

$$f(\theta + p) = f(\theta)$$

If there is a smallest such number p , this smallest value is called the **(fundamental) period** of f .

Based on equation (1), the sine and cosine functions are periodic. In fact, the sine and cosine functions have period 2π . You are asked to prove this fact in Problems 125 and 126. The secant and cosecant functions are also periodic with period 2π , and the tangent and cotangent functions are periodic with period π . You are asked to prove these statements in Problems 127 through 130.

These facts are summarized as follows:

Periodic Properties

$$\sin(\theta + 2\pi) = \sin\theta \quad \cos(\theta + 2\pi) = \cos\theta \quad \tan(\theta + \pi) = \tan\theta$$

$$\csc(\theta + 2\pi) = \csc\theta \quad \sec(\theta + 2\pi) = \sec\theta \quad \cot(\theta + \pi) = \cot\theta$$

In Words

Tangent and cotangent have period π ; the others have period 2π .

Because the sine, cosine, secant, and cosecant functions have period 2π , once we know their values over an interval of length 2π , we know all their values; similarly, since the tangent and cotangent functions have period π , once we know their values over an interval of length π , we know all their values.

EXAMPLE 1

Finding Exact Values Using Periodic Properties

Find the exact value of each of the following angles:

(a) $\sin \frac{17\pi}{4}$ (b) $\cos(5\pi)$ (c) $\tan \frac{5\pi}{4}$

Solution

(a) It is best to sketch the angle first, as shown in Figure 38(a). Since the period of the sine function is 2π , each full revolution can be ignored leaving the angle $\frac{\pi}{4}$. Then

$$\sin \frac{17\pi}{4} = \sin\left(\frac{\pi}{4} + 4\pi\right) = \sin \frac{\pi}{4} = \frac{\sqrt{2}}{2}$$

(b) See Figure 38(b). Since the period of the cosine function is 2π , each full revolution can be ignored leaving the angle π . Then

$$\cos(5\pi) = \cos(\pi + 4\pi) = \cos \pi = -1$$

(c) See Figure 38(c). Since the period of the tangent function is π , each half-revolution can be ignored leaving the angle $\frac{\pi}{4}$. Then

$$\tan \frac{5\pi}{4} = \tan\left(\frac{\pi}{4} + \pi\right) = \tan \frac{\pi}{4} = 1$$

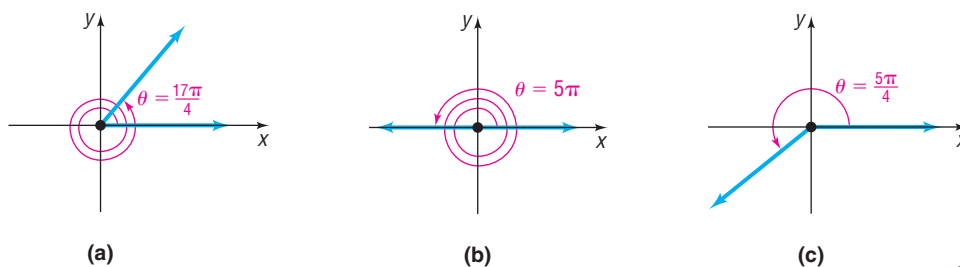


Figure 38

The periodic properties of the trigonometric functions will be very helpful to us when we study their graphs later in the chapter.

 **Now Work** PROBLEM 11

3 Determine the Signs of the Trigonometric Functions in a Given Quadrant

Let $P = (x, y)$ be the point on the unit circle that corresponds to the angle θ . If we know in which quadrant the point P lies, then we can determine the signs of the trigonometric functions of θ . For example, if $P = (x, y)$ lies in quadrant IV, as shown in Figure 39, then we know that $x > 0$ and $y < 0$. Consequently,

$$\sin \theta = y < 0 \quad \cos \theta = x > 0 \quad \tan \theta = \frac{y}{x} < 0$$

$$\csc \theta = \frac{1}{y} < 0 \quad \sec \theta = \frac{1}{x} > 0 \quad \cot \theta = \frac{x}{y} < 0$$

Table 5 lists the signs of the six trigonometric functions for each quadrant. Figure 40 provides two illustrations.

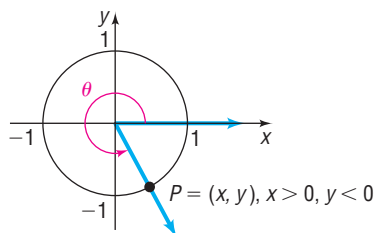


Figure 39
 θ in quadrant IV, $x > 0$, $y < 0$

Table 5

Quadrant of P	$\sin \theta$, $\csc \theta$	$\cos \theta$, $\sec \theta$	$\tan \theta$, $\cot \theta$
I	Positive	Positive	Positive
II	Positive	Negative	Negative
III	Negative	Negative	Positive
IV	Negative	Positive	Negative

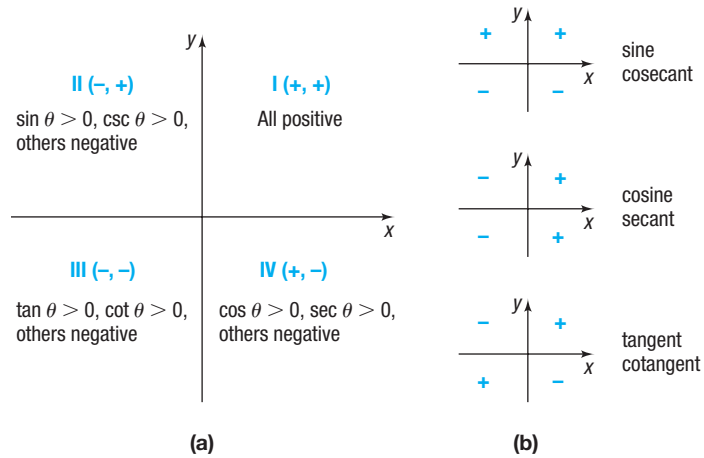


Figure 40 Signs of the trigonometric functions

EXAMPLE 2**Finding the Quadrant in Which an Angle θ Lies**

If $\sin \theta < 0$ and $\cos \theta < 0$, name the quadrant in which the angle θ lies.

Solution

Let $P = (x, y)$ be the point on the unit circle corresponding to θ . Then $\sin \theta = y < 0$ and $\cos \theta = x < 0$. Because points in quadrant III have $x < 0$ and $y < 0$, θ lies in quadrant III.

 **Now Work** PROBLEM 27

4 Find the Values of the Trigonometric Functions Using Fundamental Identities

If $P = (x, y)$ is the point on the unit circle corresponding to θ , then

$$\sin \theta = y \qquad \cos \theta = x \qquad \tan \theta = \frac{y}{x} \quad \text{if } x \neq 0$$

$$\csc \theta = \frac{1}{y} \quad \text{if } y \neq 0 \qquad \sec \theta = \frac{1}{x} \quad \text{if } x \neq 0 \qquad \cot \theta = \frac{x}{y} \quad \text{if } y \neq 0$$

Based on these definitions, we have the **reciprocal identities**:

Reciprocal Identities

$$\csc \theta = \frac{1}{\sin \theta} \qquad \sec \theta = \frac{1}{\cos \theta} \qquad \cot \theta = \frac{1}{\tan \theta} \qquad (2)$$

Two other fundamental identities are the **quotient identities**.

Quotient Identities

$$\tan \theta = \frac{\sin \theta}{\cos \theta} \qquad \cot \theta = \frac{\cos \theta}{\sin \theta} \qquad (3)$$

The proofs of identities (2) and (3) follow from the definitions of the trigonometric functions. (See Problems 131 and 132.)

If $\sin \theta$ and $\cos \theta$ are known, identities (2) and (3) make it easy to find the values of the remaining trigonometric functions.

EXAMPLE 3**Finding Exact Values Using Identities When Sine and Cosine Are Given**

Given $\sin \theta = \frac{\sqrt{5}}{5}$ and $\cos \theta = \frac{2\sqrt{5}}{5}$, find the exact values of the four remaining trigonometric functions of θ using identities.

Solution Based on a quotient identity from (3), we have

$$\tan \theta = \frac{\sin \theta}{\cos \theta} = \frac{\frac{\sqrt{5}}{5}}{\frac{2\sqrt{5}}{5}} = \frac{1}{2}$$

Then we use the reciprocal identities from (2) to get

$$\csc \theta = \frac{1}{\sin \theta} = \frac{1}{\frac{\sqrt{5}}{5}} = \frac{5}{\sqrt{5}} = \sqrt{5} \quad \sec \theta = \frac{1}{\cos \theta} = \frac{1}{\frac{2\sqrt{5}}{5}} = \frac{5}{2\sqrt{5}} = \frac{\sqrt{5}}{2} \quad \cot \theta = \frac{1}{\tan \theta} = \frac{1}{\frac{1}{2}} = 2$$

 **Now Work** PROBLEM 35

The equation of the unit circle is $x^2 + y^2 = 1$ or, equivalently,

$$y^2 + x^2 = 1$$

If $P = (x, y)$ is the point on the unit circle that corresponds to the angle θ , then $y = \sin \theta$ and $x = \cos \theta$, so we have

$$(\sin \theta)^2 + (\cos \theta)^2 = 1 \quad (4)$$

It is customary to write $\sin^2 \theta$ instead of $(\sin \theta)^2$, $\cos^2 \theta$ instead of $(\cos \theta)^2$, and so on. With this notation, we can rewrite identity (4) as

$$\sin^2 \theta + \cos^2 \theta = 1 \quad (5)$$

If $\cos \theta \neq 0$, we can divide each side of identity (5) by $\cos^2 \theta$.

$$\begin{aligned} \frac{\sin^2 \theta}{\cos^2 \theta} + \frac{\cos^2 \theta}{\cos^2 \theta} &= \frac{1}{\cos^2 \theta} \\ \left(\frac{\sin \theta}{\cos \theta}\right)^2 + 1 &= \left(\frac{1}{\cos \theta}\right)^2 \end{aligned}$$

Now use identities (2) and (3) to get

$$\tan^2 \theta + 1 = \sec^2 \theta \quad (6)$$

Similarly, if $\sin \theta \neq 0$, we can divide both sides of identity (5) by $\sin^2 \theta$ and use identities (2) and (3) to get $1 + \cot^2 \theta = \csc^2 \theta$, which we write as

$$\cot^2 \theta + 1 = \csc^2 \theta \quad (7)$$

The identities in (5), (6), and (7) are referred to as the **Pythagorean identities**. Collectively, the identities in (2), (3), and (5)–(7) are referred to as the **Fundamental Identities**.

Fundamental Identities

$$\begin{array}{lll}
 \bullet \tan \theta = \frac{\sin \theta}{\cos \theta} & \bullet \cot \theta = \frac{\cos \theta}{\sin \theta} & \\
 \bullet \csc \theta = \frac{1}{\sin \theta} & \bullet \sec \theta = \frac{1}{\cos \theta} & \bullet \cot \theta = \frac{1}{\tan \theta} \\
 \bullet \sin^2 \theta + \cos^2 \theta = 1 & \bullet \tan^2 \theta + 1 = \sec^2 \theta & \bullet \cot^2 \theta + 1 = \csc^2 \theta
 \end{array}$$

EXAMPLE 4

Finding the Exact Value of a Trigonometric Expression Using Identities

Find the exact value of each expression. Do not use a calculator.

(a) $\tan 20^\circ - \frac{\sin 20^\circ}{\cos 20^\circ}$

(b) $\sin^2 \frac{\pi}{12} + \frac{1}{\sec^2 \frac{\pi}{12}}$

Solution

(a) $\tan 20^\circ - \frac{\sin 20^\circ}{\cos 20^\circ} = \tan 20^\circ - \tan 20^\circ = 0$

$$\frac{\sin \theta}{\cos \theta} = \tan \theta$$

(b) $\sin^2 \frac{\pi}{12} + \frac{1}{\sec^2 \frac{\pi}{12}} = \sin^2 \frac{\pi}{12} + \cos^2 \frac{\pi}{12} = 1$

$$\cos \theta = \frac{1}{\sec \theta}$$

$$\sin^2 \theta + \cos^2 \theta = 1$$

 **Now Work** PROBLEM 79

5 Find the Exact Values of the Trigonometric Functions of an Angle Given One of the Functions and the Quadrant of the Angle

Many problems require finding the exact values of the remaining trigonometric functions when the value of one of them is known and the quadrant in which θ lies can be found. There are two approaches to solving such problems. One approach uses a circle of radius r ; the other uses identities.

When using identities, sometimes a rearrangement is required. For example, the Pythagorean identity

$$\sin^2 \theta + \cos^2 \theta = 1$$

can be solved for $\sin \theta$ in terms of $\cos \theta$ (or vice versa) as follows:

$$\sin^2 \theta = 1 - \cos^2 \theta$$

$$\sin \theta = \pm \sqrt{1 - \cos^2 \theta}$$

where the $+$ sign is used if $\sin \theta > 0$ and the $-$ sign is used if $\sin \theta < 0$. Similarly, in $\tan^2 \theta + 1 = \sec^2 \theta$, we can solve for $\tan \theta$ (or $\sec \theta$), and in $\cot^2 \theta + 1 = \csc^2 \theta$, we can solve for $\cot \theta$ (or $\csc \theta$).

EXAMPLE 5

Finding Exact Values Given One Value and the Sign of Another

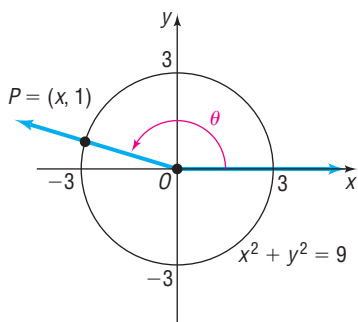
Solution
Option 1
Using a Circle

Figure 41

Given that $\sin \theta = \frac{1}{3}$ and $\cos \theta < 0$, find the exact value of each of the remaining five trigonometric functions.

Suppose that $P = (x, y)$ is the point on a circle that corresponds to θ . Since $\sin \theta = \frac{1}{3} > 0$ and $\cos \theta < 0$, the point $P = (x, y)$ is in quadrant II. Because $\sin \theta = \frac{1}{3} = \frac{y}{r}$, we let $y = 1$ and $r = 3$. The point $P = (x, y) = (x, 1)$ that corresponds to θ lies on the circle of radius 3 centered at the origin: $x^2 + y^2 = 9$. See Figure 41.

To find x , we use the fact that $x^2 + y^2 = 9$, $y = 1$, and P is in quadrant II (so $x < 0$).

$$\begin{aligned}x^2 + y^2 &= 9 \\x^2 + 1^2 &= 9 && \mathbf{y = 1} \\x^2 &= 8 \\x &= -2\sqrt{2} && \mathbf{x < 0}\end{aligned}$$

Since $x = -2\sqrt{2}$, $y = 1$, and $r = 3$, we find that

$$\begin{aligned}\cos \theta &= \frac{x}{r} = -\frac{2\sqrt{2}}{3} & \tan \theta &= \frac{y}{x} = \frac{1}{-2\sqrt{2}} = -\frac{\sqrt{2}}{4} \\ \csc \theta &= \frac{r}{y} = \frac{3}{1} = 3 & \sec \theta &= \frac{r}{x} = \frac{3}{-2\sqrt{2}} = -\frac{3\sqrt{2}}{4} & \cot \theta &= \frac{x}{y} = \frac{-2\sqrt{2}}{1} = -2\sqrt{2}\end{aligned}$$

Option 2
Using Identities

First, solve identity (5), $\sin^2 \theta + \cos^2 \theta = 1$, for $\cos \theta$.

$$\begin{aligned}\sin^2 \theta + \cos^2 \theta &= 1 \\ \cos^2 \theta &= 1 - \sin^2 \theta \\ \cos \theta &= \pm \sqrt{1 - \sin^2 \theta}\end{aligned}$$

Because $\cos \theta < 0$, choose the minus sign and use the fact that $\sin \theta = \frac{1}{3}$.

$$\cos \theta = -\sqrt{1 - \sin^2 \theta} = -\sqrt{1 - \frac{1}{9}} = -\sqrt{\frac{8}{9}} = -\frac{2\sqrt{2}}{3}$$

↑
 $\sin \theta = \frac{1}{3}$

Now, use $\sin \theta = \frac{1}{3}$ and $\cos \theta = -\frac{2\sqrt{2}}{3}$ and fundamental identities.

$$\begin{aligned}\tan \theta &= \frac{\sin \theta}{\cos \theta} = \frac{\frac{1}{3}}{-\frac{2\sqrt{2}}{3}} = \frac{1}{-2\sqrt{2}} = -\frac{\sqrt{2}}{4} & \cot \theta &= \frac{1}{\tan \theta} = -2\sqrt{2} \\ \sec \theta &= \frac{1}{\cos \theta} = \frac{1}{-\frac{2\sqrt{2}}{3}} = \frac{-3}{2\sqrt{2}} = -\frac{3\sqrt{2}}{4} & \csc \theta &= \frac{1}{\sin \theta} = \frac{1}{\frac{1}{3}} = 3\end{aligned}$$

Finding the Values of the Trigonometric Functions of θ When the Value of One Function Is Known and the Quadrant of θ Is Known

Given the value of one trigonometric function and the quadrant in which θ lies, the exact value of each of the remaining five trigonometric functions can be found in either of two ways.

Option 1 Using a Circle of Radius r

STEP 1: Draw a circle centered at the origin showing the location of the angle θ and the point $P = (x, y)$ that corresponds to θ . The radius of the circle that contains $P = (x, y)$ is $r = \sqrt{x^2 + y^2}$.

STEP 2: Assign a value to two of the three variables x, y, r based on the value of the given trigonometric function and the location of P .

STEP 3: Use the fact that P lies on the circle $x^2 + y^2 = r^2$ to find the value of the missing variable.

STEP 4: Apply the theorem on page 386 to find the values of the remaining trigonometric functions.

Option 2 Using Identities

Use appropriate identities to find the value of each remaining trigonometric function.

EXAMPLE 6

Given the Value of One Trigonometric Function and the Sign of Another, Find the Values of the Remaining Ones

Given that $\tan \theta = \frac{1}{2}$ and $\sin \theta < 0$, find the exact value of each of the remaining five trigonometric functions of θ .

Solution Option 1 Using a Circle

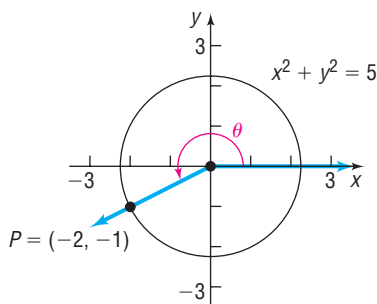


Figure 42 $\tan \theta = \frac{1}{2}$; θ in quadrant III

STEP 1: Since $\tan \theta = \frac{1}{2} > 0$ and $\sin \theta < 0$, the point $P = (x, y)$ that corresponds to θ lies in quadrant III. See Figure 42.

STEP 2: Since $\tan \theta = \frac{1}{2} = \frac{y}{x}$ and θ lies in quadrant III, let $x = -2$ and $y = -1$.

STEP 3: With $x = -2$ and $y = -1$, then $r = \sqrt{x^2 + y^2} = \sqrt{(-2)^2 + (-1)^2} = \sqrt{5}$, so P lies on the circle $x^2 + y^2 = 5$.

STEP 4: Apply the theorem on page 386 using $x = -2, y = -1$, and $r = \sqrt{5}$.

$$\sin \theta = \frac{y}{r} = \frac{-1}{\sqrt{5}} = -\frac{\sqrt{5}}{5} \quad \cos \theta = \frac{x}{r} = \frac{-2}{\sqrt{5}} = -\frac{2\sqrt{5}}{5}$$

$$\csc \theta = \frac{r}{y} = \frac{\sqrt{5}}{-1} = -\sqrt{5} \quad \sec \theta = \frac{r}{x} = \frac{\sqrt{5}}{-2} = -\frac{\sqrt{5}}{2} \quad \cot \theta = \frac{x}{y} = \frac{-2}{-1} = 2$$

Option 2 Using Identities

Because the value of $\tan \theta$ is known, use the Pythagorean identity that involves $\tan \theta$, that is, $\tan^2 \theta + 1 = \sec^2 \theta$. Since $\tan \theta = \frac{1}{2} > 0$ and $\sin \theta < 0$, then θ lies in quadrant III, where $\sec \theta < 0$.

$$\tan^2 \theta + 1 = \sec^2 \theta \quad \text{Pythagorean identity}$$

$$\left(\frac{1}{2}\right)^2 + 1 = \sec^2 \theta \quad \tan \theta = \frac{1}{2}$$

$$\sec^2 \theta = \frac{1}{4} + 1 = \frac{5}{4} \quad \text{Proceed to solve for } \sec \theta.$$

$$\sec \theta = -\frac{\sqrt{5}}{2} \quad \sec \theta < 0$$

Now we know $\tan \theta = \frac{1}{2}$ and $\sec \theta = -\frac{\sqrt{5}}{2}$. Using reciprocal identities, we find

$$\cos \theta = \frac{1}{\sec \theta} = \frac{1}{-\frac{\sqrt{5}}{2}} = -\frac{2}{\sqrt{5}} = -\frac{2\sqrt{5}}{5}$$

$$\cot \theta = \frac{1}{\tan \theta} = \frac{1}{\frac{1}{2}} = 2$$

To find $\sin \theta$, use the following reasoning:

$$\tan \theta = \frac{\sin \theta}{\cos \theta} \quad \text{so} \quad \sin \theta = (\tan \theta)(\cos \theta) = \left(\frac{1}{2}\right) \cdot \left(-\frac{2\sqrt{5}}{5}\right) = -\frac{\sqrt{5}}{5}$$

$$\csc \theta = \frac{1}{\sin \theta} = \frac{1}{-\frac{\sqrt{5}}{5}} = -\frac{5}{\sqrt{5}} = -\sqrt{5}$$

 **Now Work** PROBLEM 43

6 Use Even-Odd Properties to Find the Exact Values of the Trigonometric Functions

Recall that a function f is even if $f(-\theta) = f(\theta)$ for all θ in the domain of f ; a function f is odd if $f(-\theta) = -f(\theta)$ for all θ in the domain of f . We will now show that the trigonometric functions sine, tangent, cotangent, and cosecant are odd functions and the functions cosine and secant are even functions.

In Words

Cosine and secant are even functions; the others are odd functions.

THEOREM Even-Odd Properties

$$\begin{array}{lll} \sin(-\theta) = -\sin \theta & \cos(-\theta) = \cos \theta & \tan(-\theta) = -\tan \theta \\ \csc(-\theta) = -\csc \theta & \sec(-\theta) = \sec \theta & \cot(-\theta) = -\cot \theta \end{array}$$

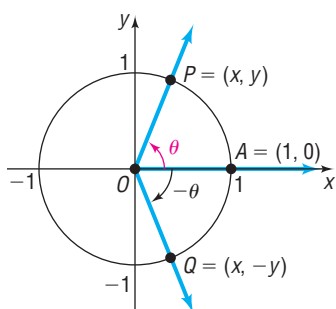


Figure 43

Proof Let $P = (x, y)$ be the point on the unit circle that corresponds to the angle θ . See Figure 43. Using symmetry, the point Q on the unit circle that corresponds to the angle $-\theta$ will have coordinates $(x, -y)$. Using the definition of the trigonometric functions, we have

$$\sin \theta = y \quad \sin(-\theta) = -y \quad \cos \theta = x \quad \cos(-\theta) = x$$

so

$$\sin(-\theta) = -y = -\sin \theta \quad \cos(-\theta) = x = \cos \theta$$

Now, using these results and some of the fundamental identities, we have

$$\begin{array}{ll} \tan(-\theta) = \frac{\sin(-\theta)}{\cos(-\theta)} = \frac{-\sin \theta}{\cos \theta} = -\tan \theta & \cot(-\theta) = \frac{1}{\tan(-\theta)} = \frac{1}{-\tan \theta} = -\cot \theta \\ \sec(-\theta) = \frac{1}{\cos(-\theta)} = \frac{1}{\cos \theta} = \sec \theta & \csc(-\theta) = \frac{1}{\sin(-\theta)} = \frac{1}{-\sin \theta} = -\csc \theta \end{array}$$

■

EXAMPLE 7

Finding Exact Values Using Even-Odd Properties

Find the exact value of each of the following angles:

(a) $\sin(-45^\circ)$ (b) $\cos(-\pi)$ (c) $\cot\left(-\frac{3\pi}{2}\right)$ (d) $\tan\left(-\frac{37\pi}{4}\right)$

Solution

(a) $\sin(-45^\circ) = -\sin 45^\circ = -\frac{\sqrt{2}}{2}$ (b) $\cos(-\pi) = \cos \pi = -1$

↑
Odd function↑
Even function

(c) $\cot\left(-\frac{3\pi}{2}\right) = -\cot \frac{3\pi}{2} = 0$

↑
Odd function

(d) $\tan\left(-\frac{37\pi}{4}\right) = -\tan \frac{37\pi}{4} = -\tan\left(\frac{\pi}{4} + 9\pi\right) = -\tan \frac{\pi}{4} = -1$

↑
Odd function↑
Period is π  Now Work PROBLEM 59

6.3 Assess Your Understanding

'Are You Prepared?' Answers are given at the end of these exercises. If you get a wrong answer, read the pages listed in red.


- The domain of the function $f(x) = \frac{x+1}{2x+1}$ is _____. (pp. 55–57)
- A function for which $f(x) = f(-x)$ for all x in the domain of f is called a(n) _____ function. (pp. 73–75)
- True or False** The function $f(x) = \sqrt{x}$ is even. (pp. 73–75)
- True or False** The equation $x^2 + 2x = (x+1)^2 - 1$ is an identity. (p. A44)

Concepts and Vocabulary

- The sine, cosine, cosecant, and secant functions have period ____; the tangent and cotangent functions have period ____.
- The domain of the tangent function is _____.
- Multiple Choice** Which of the following is not in the range of the sine function?
(a) $\frac{\pi}{4}$ (b) $\frac{3}{2}$ (c) -0.37 (d) -1
- Multiple Choice** Which of the following functions is even?
(a) cosine (b) sine (c) tangent (d) cosecant
- $\sin^2 \theta + \cos^2 \theta = \underline{\hspace{1cm}}$
- True or False** $\sec \theta = \frac{1}{\sin \theta}$

Skill Building

In Problems 11–26, use the fact that the trigonometric functions are periodic to find the exact value of each expression. Do not use a calculator.

- | | | | | | |
|--|----------------------------|----------------------------|----------------------------|----------------------|---------------------------|
|  11. $\sin 405^\circ$ | 12. $\cos 420^\circ$ | 13. $\tan 405^\circ$ | 14. $\sin 390^\circ$ | 15. $\csc 450^\circ$ | 16. $\sec 540^\circ$ |
| 17. $\cot 390^\circ$ | 18. $\sec 420^\circ$ | 19. $\cos \frac{33\pi}{4}$ | 20. $\sin \frac{9\pi}{4}$ | 21. $\tan(21\pi)$ | 22. $\csc \frac{9\pi}{2}$ |
| 23. $\sec \frac{17\pi}{4}$ | 24. $\cot \frac{17\pi}{4}$ | 25. $\tan \frac{19\pi}{6}$ | 26. $\sec \frac{25\pi}{6}$ | | |

In Problems 27–34, name the quadrant in which the angle θ lies.

- | | | | |
|--|--|--|--|
|  27. $\sin \theta > 0, \cos \theta < 0$ | 28. $\sin \theta < 0, \cos \theta > 0$ | 29. $\sin \theta < 0, \tan \theta < 0$ | 30. $\cos \theta > 0, \tan \theta > 0$ |
| 31. $\cos \theta > 0, \tan \theta < 0$ | 32. $\cos \theta < 0, \tan \theta > 0$ | 33. $\sec \theta < 0, \sin \theta > 0$ | 34. $\csc \theta > 0, \cos \theta < 0$ |

In Problems 35–42, $\sin \theta$ and $\cos \theta$ are given. Find the exact value of each of the four remaining trigonometric functions.

35. $\sin \theta = -\frac{3}{5}$, $\cos \theta = \frac{4}{5}$ 36. $\sin \theta = \frac{4}{5}$, $\cos \theta = -\frac{3}{5}$ 37. $\sin \theta = \frac{2\sqrt{5}}{5}$, $\cos \theta = \frac{\sqrt{5}}{5}$
 38. $\sin \theta = -\frac{\sqrt{5}}{5}$, $\cos \theta = -\frac{2\sqrt{5}}{5}$ 39. $\sin \theta = \frac{1}{2}$, $\cos \theta = \frac{\sqrt{3}}{2}$ 40. $\sin \theta = \frac{\sqrt{3}}{2}$, $\cos \theta = \frac{1}{2}$
 41. $\sin \theta = -\frac{1}{3}$, $\cos \theta = \frac{2\sqrt{2}}{3}$ 42. $\sin \theta = \frac{2\sqrt{2}}{3}$, $\cos \theta = -\frac{1}{3}$

In Problems 43–58, find the exact value of each of the remaining trigonometric functions of θ .

43. $\sin \theta = \frac{12}{13}$, θ in quadrant II 44. $\cos \theta = \frac{3}{5}$, θ in quadrant IV 45. $\cos \theta = -\frac{4}{5}$, θ in quadrant III
 46. $\sin \theta = -\frac{5}{13}$, θ in quadrant III 47. $\sin \theta = \frac{5}{13}$, $90^\circ < \theta < 180^\circ$ 48. $\cos \theta = \frac{4}{5}$, $270^\circ < \theta < 360^\circ$
 49. $\cos \theta = -\frac{1}{3}$, $\frac{\pi}{2} < \theta < \pi$ 50. $\sin \theta = -\frac{2}{3}$, $\pi < \theta < \frac{3\pi}{2}$ 51. $\sin \theta = \frac{2}{3}$, $\tan \theta < 0$
 52. $\cos \theta = -\frac{1}{4}$, $\tan \theta > 0$ 53. $\sec \theta = 2$, $\sin \theta < 0$ 54. $\csc \theta = 3$, $\cot \theta < 0$
 55. $\tan \theta = \frac{3}{4}$, $\sin \theta < 0$ 56. $\cot \theta = \frac{4}{3}$, $\cos \theta < 0$ 57. $\tan \theta = -\frac{1}{3}$, $\sin \theta > 0$
 58. $\sec \theta = -2$, $\tan \theta > 0$

In Problems 59–76, use the even-odd properties to find the exact value of each expression. Do not use a calculator.

59. $\sin(-60^\circ)$ 60. $\cos(-30^\circ)$ 61. $\tan(-30^\circ)$ 62. $\sin(-135^\circ)$
 63. $\sec(-60^\circ)$ 64. $\csc(-30^\circ)$ 65. $\sin(-90^\circ)$ 66. $\cos(-270^\circ)$
 67. $\tan\left(-\frac{\pi}{4}\right)$ 68. $\sin(-\pi)$ 69. $\cos\left(-\frac{\pi}{4}\right)$ 70. $\sin\left(-\frac{\pi}{3}\right)$
 71. $\tan(-\pi)$ 72. $\sin\left(-\frac{3\pi}{2}\right)$ 73. $\csc\left(-\frac{\pi}{4}\right)$ 74. $\sec(-\pi)$
 75. $\sec\left(-\frac{\pi}{6}\right)$ 76. $\csc\left(-\frac{\pi}{3}\right)$

In Problems 77–88, use properties of the trigonometric functions to find the exact value of each expression. Do not use a calculator.

77. $\sin^2 40^\circ + \cos^2 40^\circ$ 78. $\sec^2 18^\circ - \tan^2 18^\circ$ 79. $\sin 80^\circ \csc 80^\circ$ 80. $\tan 10^\circ \cot 10^\circ$
 81. $\tan 40^\circ - \frac{\sin 40^\circ}{\cos 40^\circ}$ 82. $\cot 20^\circ - \frac{\cos 20^\circ}{\sin 20^\circ}$ 83. $\cos 400^\circ \cdot \sec 40^\circ$ 84. $\tan 200^\circ \cdot \cot 20^\circ$
 85. $\sin\left(-\frac{\pi}{12}\right) \csc \frac{25\pi}{12}$ 86. $\sec\left(-\frac{\pi}{18}\right) \cdot \cos \frac{37\pi}{18}$ 87. $\frac{\sin(-20^\circ)}{\cos 380^\circ} + \tan 200^\circ$ 88. $\frac{\sin 70^\circ}{\cos(-430^\circ)} + \tan(-70^\circ)$

89. If $\sin \theta = 0.3$, find the value of:

$$\sin \theta + \sin(\theta + 2\pi) + \sin(\theta + 4\pi)$$

90. If $\cos \theta = 0.2$, find the value of:

$$\cos \theta + \cos(\theta + 2\pi) + \cos(\theta + 4\pi)$$

91. If $\tan \theta = 3$, find the value of:

$$\tan \theta + \tan(\theta + \pi) + \tan(\theta + 2\pi)$$

92. If $\cot \theta = -2$, find the value of:

$$\cot \theta + \cot(\theta - \pi) + \cot(\theta - 2\pi)$$

93. Find the exact value of:

$$\sin 1^\circ + \sin 2^\circ + \sin 3^\circ + \cdots + \sin 358^\circ + \sin 359^\circ$$

94. Find the exact value of:

$$\cos 1^\circ + \cos 2^\circ + \cos 3^\circ + \cdots + \cos 358^\circ + \cos 359^\circ$$

95. What is the domain of the sine function?

96. What is the domain of the cosine function?

97. For what numbers θ is $f(\theta) = \tan \theta$ not defined?

98. For what numbers θ is $f(\theta) = \cot \theta$ not defined?

99. For what numbers θ is $f(\theta) = \sec \theta$ not defined?

100. For what numbers θ is $f(\theta) = \csc \theta$ not defined?

101. What is the range of the sine function?

102. What is the range of the cosine function?

103. What is the range of the tangent function?

104. What is the range of the cotangent function?
 105. What is the range of the secant function?
 106. What is the range of the cosecant function?
 107. Is the sine function even, odd, or neither? Is its graph symmetric? With respect to what?
 108. Is the cosine function even, odd, or neither? Is its graph symmetric? With respect to what?

109. Is the tangent function even, odd, or neither? Is its graph symmetric? With respect to what?
 110. Is the cotangent function even, odd, or neither? Is its graph symmetric? With respect to what?
 111. Is the secant function even, odd, or neither? Is its graph symmetric? With respect to what?
 112. Is the cosecant function even, odd, or neither? Is its graph symmetric? With respect to what?

Applications and Extensions

In Problems 113–118, use the periodic and even-odd properties.

113. If $f(\theta) = \sin \theta$ and $f(a) = \frac{1}{3}$, find the exact value of:
 (a) $f(-a)$ (b) $f(a) + f(a + 2\pi) + f(a + 4\pi)$
114. If $f(\theta) = \cos \theta$ and $f(a) = \frac{1}{4}$, find the exact value of:
 (a) $f(-a)$ (b) $f(a) + f(a + 2\pi) + f(a - 2\pi)$
115. If $f(\theta) = \tan \theta$ and $f(a) = 2$, find the exact value of:
 (a) $f(-a)$ (b) $f(a) + f(a + \pi) + f(a + 2\pi)$
116. If $f(\theta) = \cot \theta$ and $f(a) = -3$, find the exact value of:
 (a) $f(-a)$ (b) $f(a) + f(a + \pi) + f(a + 4\pi)$
117. If $f(\theta) = \sec \theta$ and $f(a) = -4$, find the exact value of:
 (a) $f(-a)$ (b) $f(a) + f(a + 2\pi) + f(a + 4\pi)$
118. If $f(\theta) = \csc \theta$ and $f(a) = 2$, find the exact value of:
 (a) $f(-a)$ (b) $f(a) + f(a + 2\pi) + f(a + 4\pi)$

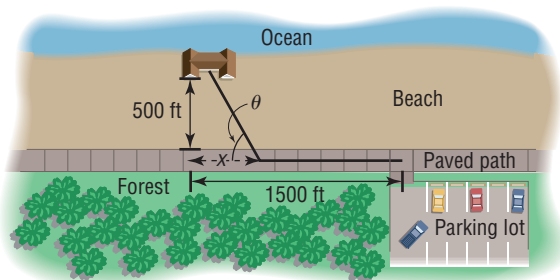
119. **Calculating the Time of a Trip** From a parking lot, you want to walk to a house on the beach. The house is located 1500 feet down a paved path that parallels the ocean, which is 500 feet away. See the figure. Along the path you can walk 300 feet per minute, but in the sand on the beach you can only walk 100 feet per minute.

The time T to get from the parking lot to the beach house expressed as a function of the angle θ shown in the figure is

$$T(\theta) = 5 - \frac{5}{3 \tan \theta} + \frac{5}{\sin \theta}, \quad 0 < \theta < \frac{\pi}{2}$$

Calculate the time T if you walk directly from the parking lot to the house.

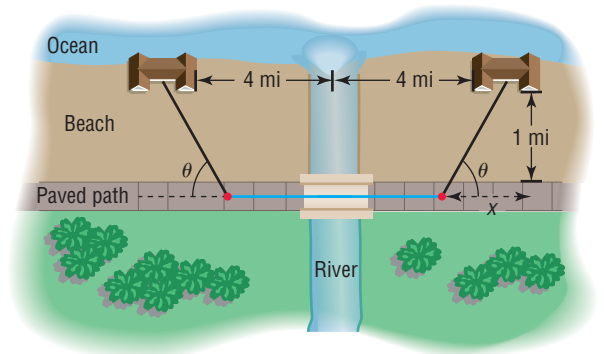
[Hint: $\tan \theta = \frac{500}{1500}$.]



120. **Calculating the Time of a Trip** Two oceanfront homes are located 8 miles apart on a straight stretch of beach, each a distance of 1 mile from a paved path that parallels the ocean. Sally can jog 8 miles per hour on the paved path, but only 3 miles per hour in the sand on the beach. Because a river flows directly between the two houses, it is necessary to jog in the sand to the road, continue on the path, and then jog directly back in the sand to get from one house to the other. See the figure. The time T to get from one house to the other as a function of the angle θ shown in the figure is

$$T(\theta) = 1 + \frac{2}{3 \sin \theta} - \frac{1}{4 \tan \theta} \quad 0 < \theta < \frac{\pi}{2}$$

- (a) Calculate the time T for $\tan \theta = \frac{1}{4}$.
 (b) Describe the path taken.
 (c) Explain why θ must be larger than 14° .



121. **Predator Population** In predator-prey relationships, the populations of the predator and prey are often cyclical. In a conservation area, rangers monitor the red fox population and have determined that the population can be modeled by the function

$$P(t) = 40 \cos\left(\frac{\pi t}{6}\right) + 110$$

where t is the number of months from the time monitoring began. Use the model to estimate the population of red foxes in the conservation area after 10 months, 20 months, and 30 months.



- 122. Lung Volume** Normal resting lung volume V , in mL, for adult men varies over the breathing cycle and can be approximated by the model

$$V(t) = 250 \sin\left[\frac{2\pi(t - 1.25)}{5}\right] + 2650$$

where t is the number of seconds after breathing begins. Use the model to estimate the volume of air in a man's lungs after 2.5 seconds, 10 seconds, and 17 seconds.

- 123.** Show that the range of the tangent function is the set of all real numbers.
- 124.** Show that the range of the cotangent function is the set of all real numbers.
- 125.** Show that the period of $f(\theta) = \sin \theta$ is 2π .
[Hint: Assume that $0 < p < 2\pi$ exists so that $\sin(\theta + p) = \sin \theta$ for all θ . Let $\theta = 0$ to find p . Then let $\theta = \frac{\pi}{2}$ to obtain a contradiction.]
- 126.** Show that the period of $f(\theta) = \cos \theta$ is 2π .
- 127.** Show that the period of $f(\theta) = \sec \theta$ is 2π .

- 128.** Show that the period of $f(\theta) = \csc \theta$ is 2π .
- 129.** Show that the period of $f(\theta) = \tan \theta$ is π .
- 130.** Show that the period of $f(\theta) = \cot \theta$ is π .
- 131.** Prove the reciprocal identities given in identity (2).
- 132.** Prove the quotient identities given in identity (3).
- 133.** Establish the identity:

$$(\sin \theta \cos \phi)^2 + (\sin \theta \sin \phi)^2 + \cos^2 \theta = 1$$

- 134. Challenge Problem** If $2 \sin^2 \theta + 3 \cos^2 \theta = 3 \sin \theta \cos \theta + 1$ with θ in quadrant I, find the possible values for $\cot \theta$.
- 135. Challenge Problem** If $\tan \theta = 3 - \sec \theta$ with θ in quadrant I, what is $\sin \theta + \cos \theta$?
- 136. Challenge Problem** If $\sin(4\theta) = \cos(2\theta)$ and $0 < 4\theta < \frac{\pi}{2}$, find the exact value of $\sin(8\theta) + \cot(4\theta) - 2$.
- 137. Challenge Problem** Find the exact value of $\sin \theta - \cos \theta$ if $\cos \theta - 8 \sin \theta = 7$ and $180^\circ < \theta < 270^\circ$.

Explaining Concepts: Discussion and Writing

- 138.** Write down five properties of the tangent function. Explain the meaning of each.
- 139.** Describe your understanding of the meaning of a periodic function.
- 140.** Explain how to find the value of $\sin 390^\circ$ using periodic properties.
- 141.** Explain how to find the value of $\cos(-45^\circ)$ using even-odd properties.
- 142.** Explain how to find the value of $\sin 390^\circ$ and $\cos(-45^\circ)$ using the unit circle.

Retain Your Knowledge

Problems 143–152 are based on material learned earlier in the course. The purpose of these problems is to keep the material fresh in your mind so that you are better prepared for the final exam.

- 143.** Given: $f(x) = x^2 - 3$ and $g(x) = x - 7$, find $(f \circ g)(x)$.
- 144.** Graph $f(x) = -2x^2 + 12x - 13$ using transformations. Find the vertex and the axis of symmetry.
- 145.** Solve exactly: $e^{x-4} = 6$
- 146.** Find the real zeros of $f(x) = x^3 - 9x^2 + 3x - 27$.
- 147.** Solve: $\sqrt{x+2} - \sqrt{x-5} = 2$
- 148.** If the real zeros of $g(x)$ are -2 and 3 , what are the real zeros of $g(x+6)$?
- 149.** Solve: $\log_4(x-5) = 2$
- 150.** Find c so that $f(x) = 6x^2 - 28x + c$ has a minimum value of $\frac{7}{3}$.
- 151.** Find the intercepts of the graph of $-3x + 5y = 15$.
- 152.** Find the difference quotient for $f(x) = \frac{3}{2}x^2 - 5x + 1$.

'Are You Prepared?' Answers

1. $\left\{x \mid x \neq -\frac{1}{2}\right\}$ 2. even 3. False 4. True

6.4 Graphs of the Sine and Cosine Functions

PREPARING FOR THIS SECTION Before getting started, review the following:


- Graphing Techniques: Transformations (Section 2.5, pp. 98–107)

 **Now Work** the 'Are You Prepared?' problems on page 416.

- OBJECTIVES**
- 1 Graph the Sine Function $y = \sin x$ and Functions of the Form $y = A \sin(\omega x)$ (p. 407)
 - 2 Graph the Cosine Function $y = \cos x$ and Functions of the Form $y = A \cos(\omega x)$ (p. 409)
 - 3 Determine the Amplitude and Period of Sinusoidal Functions (p. 410)
 - 4 Graph Sinusoidal Functions Using Key Points (p. 412)
 - 5 Find an Equation for a Sinusoidal Graph (p. 416)

We want to graph the trigonometric functions in the xy -plane. So we use the traditional symbols x for the independent variable (or argument) and y for the dependent variable for each function. Then the six trigonometric functions are written as

$$\begin{array}{lll} y = f(x) = \sin x & y = f(x) = \cos x & y = f(x) = \tan x \\ y = f(x) = \csc x & y = f(x) = \sec x & y = f(x) = \cot x \end{array}$$

 Here the independent variable x represents an angle, measured in radians. However, in calculus, x will usually be treated as a real number. As noted earlier, these are equivalent ways of viewing x .

1 Graph the Sine Function $y = \sin x$ and Functions of the Form $y = A \sin(\omega x)$

Because the sine function has period 2π , it is only necessary to graph $y = \sin x$ on the interval $[0, 2\pi]$. The remainder of the graph will consist of repetitions of this portion of the graph.

To begin, consider Table 6, which lists some points on the graph of $y = \sin x$, $0 \leq x \leq 2\pi$. As the table shows, the graph of $y = \sin x$, $0 \leq x \leq 2\pi$, begins at the origin. As x increases from 0 to $\frac{\pi}{2}$, the value of $y = \sin x$ increases from 0 to 1; as x increases from $\frac{\pi}{2}$ to π to $\frac{3\pi}{2}$, the value of y decreases from 1 to 0 to -1 ; as x increases from $\frac{3\pi}{2}$ to 2π , the value of y increases from -1 to 0. Plotting the points listed in Table 6 and connecting them with a smooth curve yields the graph shown in Figure 44.

Table 6

x	$y = \sin x$	(x, y)
0	0	$(0, 0)$
$\frac{\pi}{6}$	$\frac{1}{2}$	$(\frac{\pi}{6}, \frac{1}{2})$
$\frac{\pi}{2}$	1	$(\frac{\pi}{2}, 1)$
$\frac{5\pi}{6}$	$\frac{1}{2}$	$(\frac{5\pi}{6}, \frac{1}{2})$
π	0	$(\pi, 0)$
$\frac{7\pi}{6}$	$-\frac{1}{2}$	$(\frac{7\pi}{6}, -\frac{1}{2})$
$\frac{3\pi}{2}$	-1	$(\frac{3\pi}{2}, -1)$
$\frac{11\pi}{6}$	$-\frac{1}{2}$	$(\frac{11\pi}{6}, -\frac{1}{2})$
2π	0	$(2\pi, 0)$

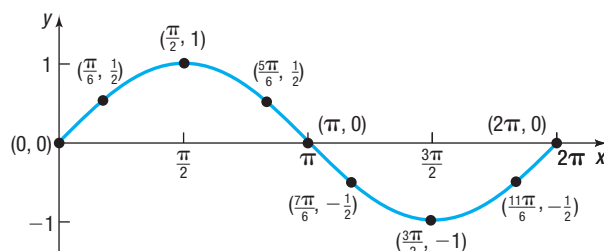


Figure 44 $y = \sin x$, $0 \leq x \leq 2\pi$

The graph in Figure 44 is one period, or **cycle**, of the graph of $y = \sin x$. To obtain a more complete graph of $y = \sin x$, continue the graph in each direction, as shown in Figure 45.

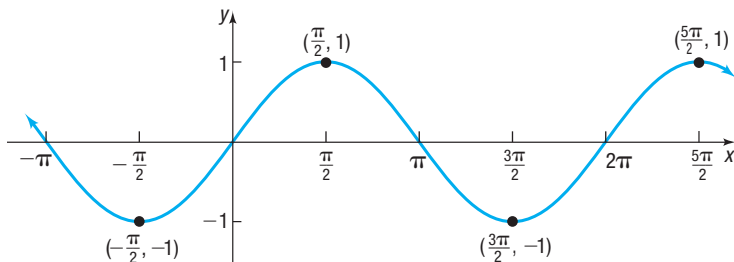


Figure 45 $y = \sin x, -\infty < x < \infty$

The graph of $y = \sin x$ illustrates some properties of the sine function.

Properties of the Sine Function $y = \sin x$

- The domain is the set of all real numbers.
- The range consists of all real numbers from -1 to 1 , inclusive.
- The sine function is an odd function, as the symmetry of the graph with respect to the origin indicates.
- The sine function is periodic, with period 2π .
- The x -intercepts are $\dots, -2\pi, -\pi, 0, \pi, 2\pi, 3\pi, \dots$; the y -intercept is 0 .
- The maximum value is 1 and occurs at $x = \dots, -\frac{3\pi}{2}, \frac{\pi}{2}, \frac{5\pi}{2}, \frac{9\pi}{2}, \dots$;
the minimum value is -1 and occurs at $x = \dots, -\frac{\pi}{2}, \frac{3\pi}{2}, \frac{7\pi}{2}, \frac{11\pi}{2}, \dots$

Now Work PROBLEM 11

EXAMPLE 1

Graphing Functions of the Form $y = A \sin x$ Using Transformations

Graph $y = 3 \sin x$ using transformations. Use the graph to determine the domain and the range of the function.

Solution Figure 46 illustrates the steps.

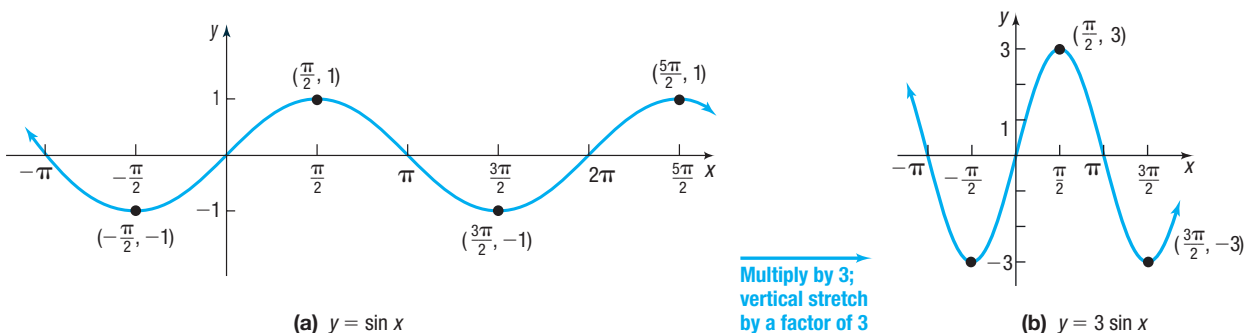


Figure 46

The domain of $y = 3 \sin x$ is the set of all real numbers, or $(-\infty, \infty)$. The range is $\{y \mid -3 \leq y \leq 3\}$, or $[-3, 3]$.

EXAMPLE 2

Graphing Functions of the Form $y = A \sin(\omega x)$ Using Transformations

Graph $y = -\sin(2x)$ using transformations. Use the graph to determine the domain and the range of the function. Identify the period of the function $y = -\sin(2x)$.

Solution

Figure 47 illustrates the steps.

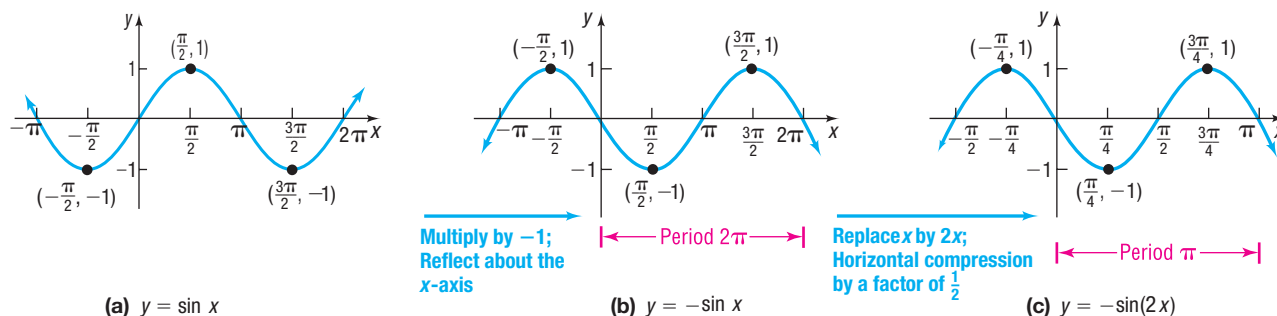


Figure 47

The domain of $y = -\sin(2x)$ is the set of all real numbers, or $(-\infty, \infty)$. The range is $\{y \mid -1 \leq y \leq 1\}$, or $[-1, 1]$.

The period of the function $y = -\sin(2x)$ is π because of the horizontal compression of the original period 2π by a factor of $\frac{1}{2}$. See Figure 47(c).

Now Work PROBLEM 39 USING TRANSFORMATIONS

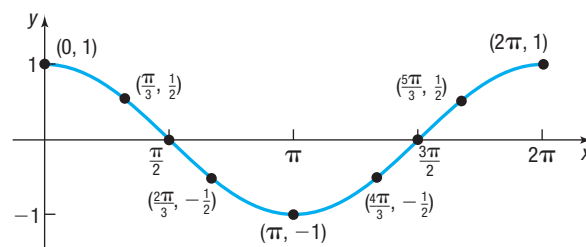
2 Graph the Cosine Function $y = \cos x$ and Functions of the Form $y = A \cos(\omega x)$

The cosine function also has period 2π . To graph $y = \cos x$, begin by constructing Table 7, which lists some points on the graph of $y = \cos x$, $0 \leq x \leq 2\pi$. As the table shows, the graph of $y = \cos x$, $0 \leq x \leq 2\pi$, begins at the point $(0, 1)$.

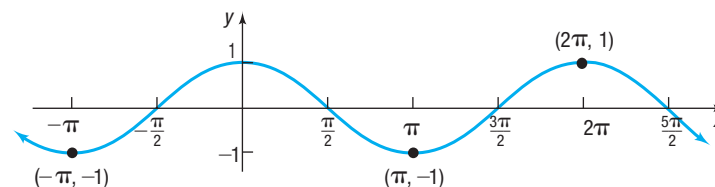
As x increases from 0 to $\frac{\pi}{2}$ to π , the value of y decreases from 1 to 0 to -1 ; as x increases from π to $\frac{3\pi}{2}$ to 2π , the value of y increases from -1 to 0 to 1. As before, plot the points in Table 7 to get one period or cycle of the graph. See Figure 48.

Table 7

x	$y = \cos x$	(x, y)
0	1	$(0, 1)$
$\frac{\pi}{3}$	$\frac{1}{2}$	$(\frac{\pi}{3}, \frac{1}{2})$
$\frac{\pi}{2}$	0	$(\frac{\pi}{2}, 0)$
$\frac{2\pi}{3}$	$-\frac{1}{2}$	$(\frac{2\pi}{3}, -\frac{1}{2})$
π	-1	$(\pi, -1)$
$\frac{4\pi}{3}$	$-\frac{1}{2}$	$(\frac{4\pi}{3}, -\frac{1}{2})$
$\frac{3\pi}{2}$	0	$(\frac{3\pi}{2}, 0)$
$\frac{5\pi}{3}$	$\frac{1}{2}$	$(\frac{5\pi}{3}, \frac{1}{2})$
2π	1	$(2\pi, 1)$

Figure 48 $y = \cos x$, $0 \leq x \leq 2\pi$

A more complete graph of $y = \cos x$ is obtained by continuing the graph in each direction, as shown in Figure 49.

Figure 49 $y = \cos x$, $-\infty < x < \infty$

The graph of $y = \cos x$ illustrates some properties of the cosine function.

Properties of the Cosine Function

- The domain is the set of all real numbers.
- The range consists of all real numbers from -1 to 1 , inclusive.
- The cosine function is an even function, as the symmetry of the graph with respect to the y -axis indicates.
- The cosine function is periodic, with period 2π .
- The x -intercepts are $\dots, -\frac{3\pi}{2}, -\frac{\pi}{2}, \frac{\pi}{2}, \frac{3\pi}{2}, \frac{5\pi}{2}, \dots$; the y -intercept is 1 .
- The maximum value is 1 and occurs at $x = \dots, -2\pi, 0, 2\pi, 4\pi, 6\pi, \dots$; the minimum value is -1 and occurs at $x = \dots, -\pi, \pi, 3\pi, 5\pi, \dots$.

EXAMPLE 3

Graphing Functions of the Form $y = A \cos(\omega x)$ Using Transformations

Graph $y = 2 \cos(3x)$ using transformations. Use the graph to determine the domain and the range of the function. Identify the period of the function $y = 2 \cos(3x)$.

Solution

Figure 50 shows the steps.

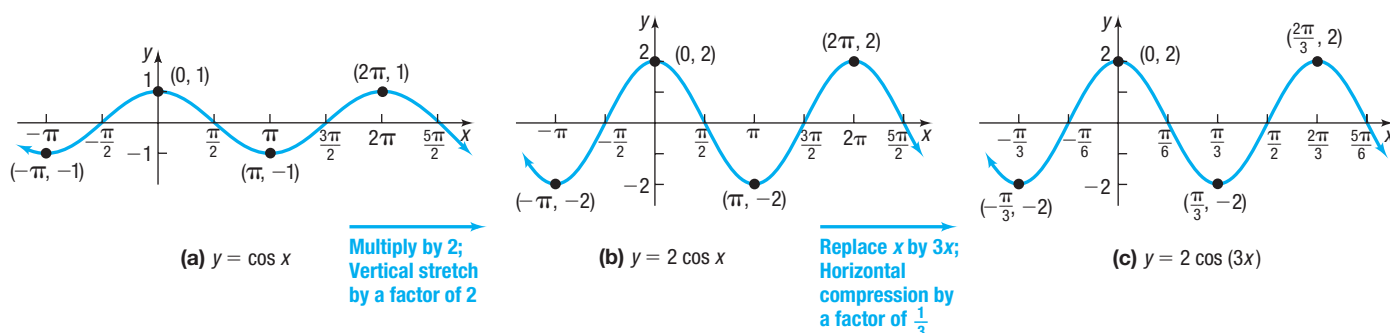


Figure 50

The domain of $y = 2 \cos(3x)$ is the set of all real numbers, or $(-\infty, \infty)$. The range is $\{y \mid -2 \leq y \leq 2\}$, or $[-2, 2]$.

The period of the function $y = 2 \cos(3x)$ is $\frac{2\pi}{3}$ because of the compression of the original period 2π by the factor of $\frac{1}{3}$. See Figure 50(c).

Now Work PROBLEM 43 USING TRANSFORMATIONS

3 Determine the Amplitude and Period of Sinusoidal Functions

The sine function and cosine function are referred to as **sinusoidal functions**. The discussion below provides the rationale for this definition.

Begin by shifting the graph of $y = \cos x$ to the right $\frac{\pi}{2}$ units to obtain the graph of $y = \cos\left(x - \frac{\pi}{2}\right)$. See Figure 51(a). Now look at the graph of $y = \sin x$ in Figure 51(b). Notice that the graph of $y = \sin x$ is the same as the graph of $y = \cos\left(x - \frac{\pi}{2}\right)$.

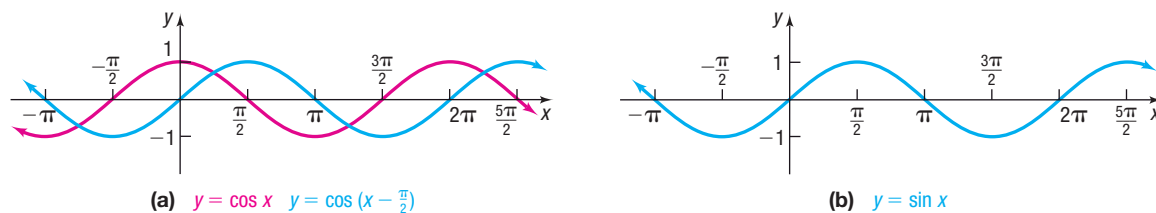


Figure 51

Based on Figure 51, we conjecture that

Seeing the Concept



Graph $Y_1 = \sin x$ and $Y_2 = \cos\left(x - \frac{\pi}{2}\right)$.
How many graphs do you see?

$$\sin x = \cos\left(x - \frac{\pi}{2}\right)$$

We prove this in Chapter 7. Because of this relationship, the graphs of functions of the form $y = A \sin(\omega x)$ or $y = A \cos(\omega x)$ are referred to as **sinusoidal graphs**.

Figure 52 uses transformations to obtain the graph of $y = 2 \cos x$. Note that the values of $y = 2 \cos x$ lie between -2 and 2 , inclusive.

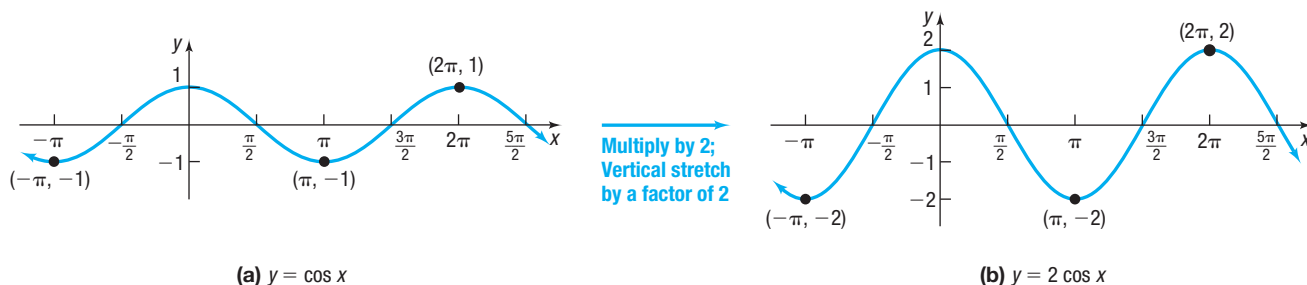


Figure 52

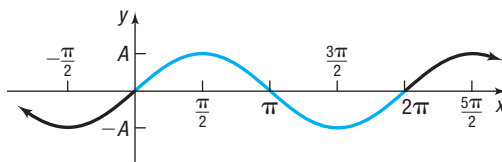
In Words

The amplitude determines the vertical stretch or compression of the graph of $y = \sin x$ or $y = \cos x$.

The values of the functions $y = A \sin x$ and $y = A \cos x$, where $A \neq 0$, satisfy the inequalities

$$-|A| \leq A \sin x \leq |A| \quad \text{and} \quad -|A| \leq A \cos x \leq |A|$$

respectively. The number $|A|$ is called the **amplitude** of $y = A \sin x$ or $y = A \cos x$. See Figure 53.

Figure 53 $y = A \sin x$, $A > 0$; period = 2π

If $\omega > 0$, the functions $y = \sin(\omega x)$ and $y = \cos(\omega x)$ have period $T = \frac{2\pi}{\omega}$. To see why, recall that the graph of $y = \sin(\omega x)$ is obtained from the graph of $y = \sin x$ by performing a horizontal compression or stretch by a factor $\frac{1}{\omega}$. This horizontal compression replaces the interval $[0, 2\pi]$, which contains one period of the graph of $y = \sin x$, by the interval $\left[0, \frac{2\pi}{\omega}\right]$, which contains one period of the graph of $y = \sin(\omega x)$. This is why the function $y = 2 \cos(3x)$, graphed in Figure 50(c), with $\omega = 3$, has period $\frac{2\pi}{\omega} = \frac{2\pi}{3}$.

One period of the graph of $y = \sin(\omega x)$ or $y = \cos(\omega x)$ is called a **cycle**. Figure 54 illustrates the general situation. The blue portion of the graph is one cycle.

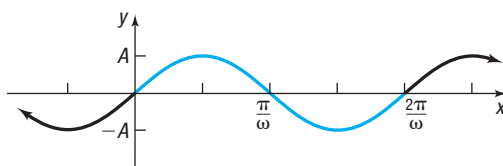


Figure 54 $y = A \sin(\omega x)$, $A > 0$, $\omega > 0$; period $= \frac{2\pi}{\omega}$

If $\omega > 0$ and $y = \sin(-\omega x)$ or $y = \cos(-\omega x)$, we use the even-odd properties of the sine and cosine functions, which are

$$\sin(-\omega x) = -\sin(\omega x) \quad \text{and} \quad \cos(-\omega x) = \cos(\omega x)$$

This gives us an equivalent form in which the coefficient of x is positive. For example,

$$\sin(-2x) = -\sin(2x) \quad \text{and} \quad \cos(-\pi x) = \cos(\pi x)$$

Because of this, we can assume that $\omega > 0$.

THEOREM

If $\omega > 0$, the amplitude and period of $y = A \sin(\omega x)$ and $y = A \cos(\omega x)$ are given by

$$\text{Amplitude} = |A| \quad \text{Period} = T = \frac{2\pi}{\omega} \quad (1)$$

EXAMPLE 4

Finding the Amplitude and Period of a Sinusoidal Function

Determine the amplitude and period of $y = 3 \sin(4x)$.

Solution

Comparing $y = 3 \sin(4x)$ to $y = A \sin(\omega x)$, note that $A = 3$ and $\omega = 4$. From equation (1),

$$\text{Amplitude} = |A| = 3 \quad \text{Period} = T = \frac{2\pi}{\omega} = \frac{2\pi}{4} = \frac{\pi}{2}$$

Now Work PROBLEM 17

4 Graph Sinusoidal Functions Using Key Points

So far, we have graphed functions of the form $y = A \sin(\omega x)$ or $y = A \cos(\omega x)$ using transformations. We now introduce another method that can be used to graph these functions.

Figure 55 shows one cycle of the graphs of $y = \sin x$ and $y = \cos x$ on the interval $[0, 2\pi]$. Each graph consists of four parts corresponding to the four subintervals:

$$\left[0, \frac{\pi}{2}\right], \quad \left[\frac{\pi}{2}, \pi\right], \quad \left[\pi, \frac{3\pi}{2}\right], \quad \left[\frac{3\pi}{2}, 2\pi\right]$$

Each subinterval is of length $\frac{\pi}{2}$ (the period 2π divided by 4), and the endpoints of these intervals $x = 0$, $x = \frac{\pi}{2}$, $x = \pi$, $x = \frac{3\pi}{2}$, $x = 2\pi$ give rise to five key points on each graph, as shown in Figure 55.

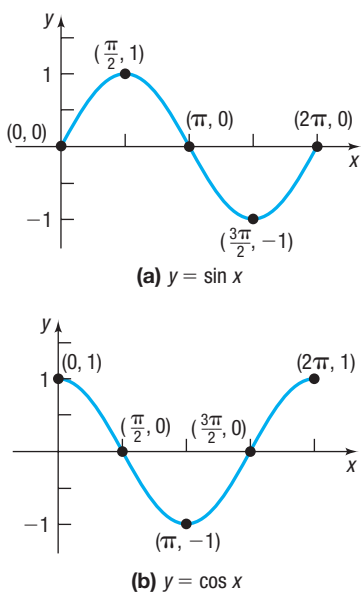


Figure 55

The next example illustrates how these five key points can be used to obtain the graph of a sinusoidal function.

EXAMPLE 5**Graphing a Sinusoidal Function Using Key Points**

Graph $y = 3 \sin(4x)$ using key points.

Step-by-Step Solution

Step 1 Determine the amplitude and period of the sinusoidal function.

Comparing $y = 3 \sin(4x)$ to $y = A \sin(\omega x)$, note that $A = 3$ and $\omega = 4$, so the amplitude is $|A| = 3$ and the period is $\frac{2\pi}{\omega} = \frac{2\pi}{4} = \frac{\pi}{2}$. Because the amplitude is 3, the graph of $y = 3 \sin(4x)$ lies between -3 and 3 on the y -axis. Because the period is $\frac{\pi}{2}$, one cycle begins at $x = 0$ and ends at $x = \frac{\pi}{2}$.

Step 2 Divide the interval $\left[0, \frac{2\pi}{\omega}\right]$ into four subintervals of the same length.

Divide the interval $\left[0, \frac{\pi}{2}\right]$ into four subintervals, each of length $\frac{\pi}{2} \div 4 = \frac{\pi}{8}$, as follows:

$$\left[0, \frac{\pi}{8}\right] \quad \left[\frac{\pi}{8}, \frac{\pi}{8} + \frac{\pi}{8}\right] = \left[\frac{\pi}{8}, \frac{\pi}{4}\right] \quad \left[\frac{\pi}{4}, \frac{\pi}{4} + \frac{\pi}{8}\right] = \left[\frac{\pi}{4}, \frac{3\pi}{8}\right] \quad \left[\frac{3\pi}{8}, \frac{3\pi}{8} + \frac{\pi}{8}\right] = \left[\frac{3\pi}{8}, \frac{\pi}{2}\right]$$

The endpoints of the subintervals are $0, \frac{\pi}{8}, \frac{\pi}{4}, \frac{3\pi}{8}, \frac{\pi}{2}$. These numbers represent the x -coordinates of the five key points on the graph.

Step 3 Use the endpoints of the subintervals from Step 2 to obtain five key points on the graph.

NOTE The five key points (x, y) also can be found using the five endpoints (Step 2) as the x -coordinates. Then the y -coordinates are the product of $A = 3$ and the y -coordinates of the five key points of $y = \sin x$. ■

To obtain the y -coordinates of the five key points of $y = 3 \sin(4x)$, evaluate $y = 3 \sin(4x)$ at each endpoint found in Step 2. The five key points are then

$$(0, 0) \quad \left(\frac{\pi}{8}, 3\right) \quad \left(\frac{\pi}{4}, 0\right) \quad \left(\frac{3\pi}{8}, -3\right) \quad \left(\frac{\pi}{2}, 0\right)$$

Step 4 Plot the five key points and draw a sinusoidal graph to obtain the graph of one cycle. Extend the graph in each direction.

Plot the five key points obtained in Step 3, and fill in the graph of the sine curve as shown in Figure 56(a). Extend the graph in each direction to obtain the complete graph shown in Figure 56(b). Notice that additional key points appear every $\frac{\pi}{8}$ radian.

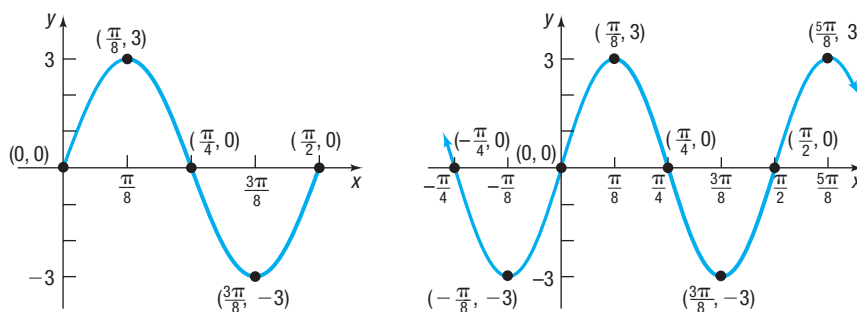


Figure 56

(a)

(b) $y = 3 \sin(4x)$

 **Now Work** PROBLEM 35 USING KEY POINTS

Graph $y = 3 \sin(4x)$ using transformations. Which graphing method do you prefer?

SUMMARY

Steps for Graphing a Sinusoidal Function of the Form $y = A \sin(\omega x)$ or $y = A \cos(\omega x)$ Using Key Points

STEP 1: Determine the amplitude and period of the sinusoidal function.

STEP 2: Divide the interval $\left[0, \frac{2\pi}{\omega}\right]$ into four subintervals of the same length.

STEP 3: Use the endpoints of these subintervals to obtain five key points on the graph.

STEP 4: Plot the five key points, and draw a sinusoidal graph to obtain the graph of one cycle. Extend the graph in each direction to make it complete.

EXAMPLE 6

Graphing a Sinusoidal Function Using Key Points

Graph $y = 2 \sin\left(-\frac{\pi}{2}x\right)$ using key points.

Solution

Since the sine function is odd, use the equivalent form:

$$y = -2 \sin\left(\frac{\pi}{2}x\right)$$

STEP 1: Compare $y = -2 \sin\left(\frac{\pi}{2}x\right)$ to $y = A \sin(\omega x)$. Then $A = -2$

and $\omega = \frac{\pi}{2}$, so the amplitude is $|A| = |-2| = 2$ and the period

is $T = \frac{2\pi}{\omega} = \frac{2\pi}{\frac{\pi}{2}} = 4$. The graph of $y = -2 \sin\left(\frac{\pi}{2}x\right)$ lies between -2

and 2 on the y -axis. One cycle begins at $x = 0$ and ends at $x = 4$.

STEP 2: Divide the interval $[0, 4]$ into four subintervals, each of length $4 \div 4 = 1$. The x -coordinates of the five key points are

0	$0 + 1 = 1$	$1 + 1 = 2$	$2 + 1 = 3$	$3 + 1 = 4$
1st	2nd	3rd	4th	5th
x-coordinate	x-coordinate	x-coordinate	x-coordinate	x-coordinate

STEP 3: Evaluate $y = -2 \sin\left(\frac{\pi}{2}x\right)$ at each of the five x -coordinates.

- at $x = 0, y = -2 \sin 0 = 0$
- at $x = 1, y = -2 \sin \frac{\pi}{2} = -2$
- at $x = 2, y = 0$
- at $x = 3, y = 2$
- at $x = 4, y = 0$

The five key points on the graph are

$$(0, 0) \quad (1, -2) \quad (2, 0) \quad (3, 2) \quad (4, 0)$$

STEP 4: Plot these five points, and fill in the graph of the sine function as shown in Figure 57(a). Extend the graph in each direction to obtain Figure 57(b).

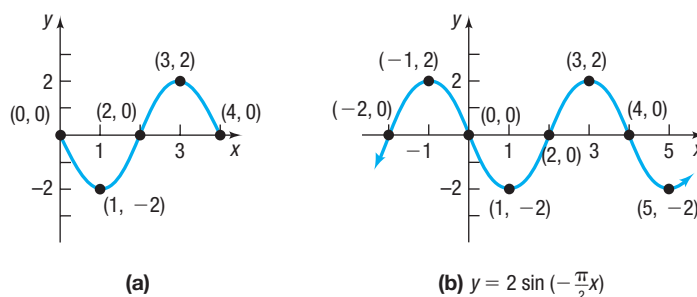


Figure 57

COMMENT To graph a sinusoidal function of the form $y = A \sin(\omega x)$ or $y = A \cos(\omega x)$ using a graphing utility, use the amplitude to set Y_{\min} and Y_{\max} , and use the period to set X_{\min} and X_{\max} .

If the function to be graphed is of the form $y = A \sin(\omega x) + B$ [or $y = A \cos(\omega x) + B$], first graph $y = A \sin(\omega x)$ [or $y = A \cos(\omega x)$] and then use a vertical shift.

EXAMPLE 7**Graphing a Sinusoidal Function Using Key Points**

Graph $y = -4 \cos(\pi x) - 2$ using key points. Use the graph to determine the domain and the range of $y = -4 \cos(\pi x) - 2$.

Solution

Begin by graphing the function $y = -4 \cos(\pi x)$.

Comparing $y = -4 \cos(\pi x)$ to $y = A \cos(\omega x)$, note that $A = -4$ and $\omega = \pi$. The amplitude is $|A| = |-4| = 4$, and the period is $T = \frac{2\pi}{\omega} = \frac{2\pi}{\pi} = 2$.

The graph of $y = -4 \cos(\pi x)$ lies between -4 and 4 on the y -axis. One cycle begins at $x = 0$ and ends at $x = 2$.

Divide the interval $[0, 2]$ into four subintervals, each of length $2 \div 4 = \frac{1}{2}$. The x -coordinates of the five key points are

0	$0 + \frac{1}{2} = \frac{1}{2}$	$\frac{1}{2} + \frac{1}{2} = 1$	$1 + \frac{1}{2} = \frac{3}{2}$	$\frac{3}{2} + \frac{1}{2} = 2$
1st	2nd	3rd	4th	5th
x-coordinate	x-coordinate	x-coordinate	x-coordinate	x-coordinate

Now evaluate $y = -4 \cos(\pi x)$ at each of the five x -coordinates listed above.

$$(0, -4) \quad \left(\frac{1}{2}, 0\right) \quad (1, 4) \quad \left(\frac{3}{2}, 0\right) \quad (2, -4)$$

Plot these five points, and fill in the graph of the cosine function as shown in Figure 58(a). Extend the graph in each direction to obtain Figure 58(b), the graph of $y = -4 \cos(\pi x)$.

A vertical shift down 2 units gives the graph of $y = -4 \cos(\pi x) - 2$, as shown in Figure 58(c).

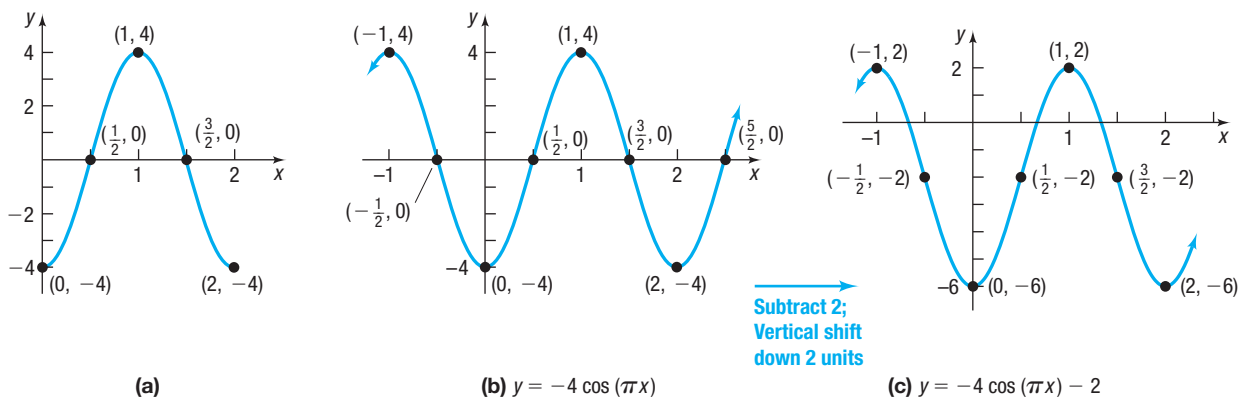


Figure 58

The domain of $y = -4 \cos(\pi x) - 2$ is the set of all real numbers, or $(-\infty, \infty)$. The range of $y = -4 \cos(\pi x) - 2$ is $\{y \mid -6 \leq y \leq 2\}$, or $[-6, 2]$.

5 Find an Equation for a Sinusoidal Graph

EXAMPLE 8

Using a Graph to Find an Equation for a Sinusoidal Function

Find an equation for the sinusoidal graph shown in Figure 59.

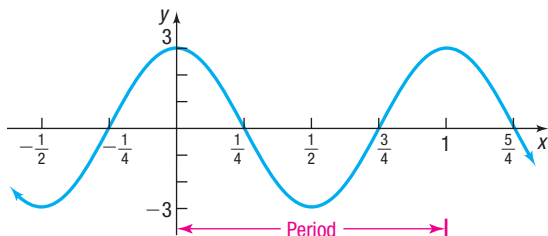


Figure 59

Solution

The graph has the characteristics of a cosine function. Do you see why? The maximum value, 3, occurs at $x = 0$. So the equation can be viewed as a cosine function $y = A \cos(\omega x)$ with $A = 3$ and period $T = 1$. Then $\frac{2\pi}{\omega} = 1$, so $\omega = 2\pi$. The cosine function whose graph is shown in Figure 59 is

$$y = A \cos(\omega x) = 3 \cos(2\pi x)$$

EXAMPLE 9

Using a Graph to Find an Equation for a Sinusoidal Function

Find an equation for the sinusoidal graph shown in Figure 60.

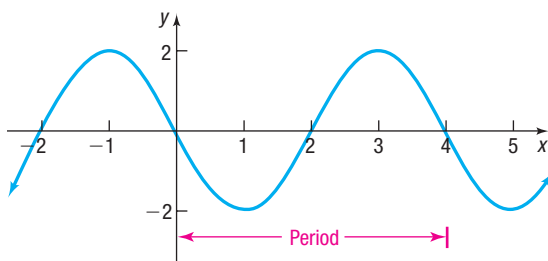


Figure 60

Solution

The graph is sinusoidal, with amplitude $|A| = 2$. The period is 4, so $\frac{2\pi}{\omega} = 4$, or $\omega = \frac{\pi}{2}$. Since the graph passes through the origin but is decreasing near the origin, the graph is that of a sine function reflected about the x -axis. This requires that $A = -2$. The sine function whose graph is given in Figure 60 is

$$y = A \sin(\omega x) = -2 \sin\left(\frac{\pi}{2}x\right)$$

NOTE The equation could also be viewed as a cosine function with a horizontal shift, but viewing it as a sine function is easier. ■

Now Work PROBLEMS 57 AND 61

6.4 Assess Your Understanding

'Are You Prepared?' Answers are given at the end of these exercises. If you get a wrong answer, read the pages listed in red.

1. Use transformations to graph $y = 3x^2$. (pp. 98–107)

2. Use transformations to graph $y = \sqrt{2}x$. (pp. 98–107)

Concepts and Vocabulary

- The maximum value of $y = \sin x$, $0 \leq x \leq 2\pi$, is _____ and occurs at $x =$ _____.
- If the function $y = A \sin(\omega x)$, $A > 0$, has amplitude 3 and period 2, then $A =$ _____ and $\omega =$ _____.
- The function $y = -3 \cos(6x)$ has amplitude _____ and period _____.
- True or False** The graphs of $y = \sin x$ and $y = \cos x$ are identical except for a horizontal shift.
- True or False** For $y = 2 \sin(\pi x)$, the amplitude is 2 and the period is $\frac{\pi}{2}$.
- True or False** The graph of the sine function has infinitely many x -intercepts.
- Multiple Choice** One period of the graph of $y = \sin(\omega x)$ or $y = \cos(\omega x)$ is called a(n) _____.
 - amplitude
 - phase shift
 - transformation
 - cycle
- Multiple Choice** To graph $y = 3 \sin(-2x)$ using key points, the equivalent form _____ could be graphed instead.
 - $y = -3 \sin(-2x)$
 - $y = -2 \sin(3x)$
 - $y = 3 \sin(2x)$
 - $y = -3 \sin(2x)$

Skill Building

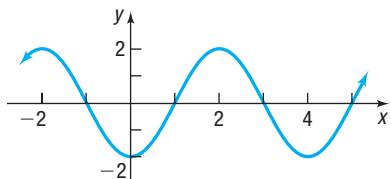
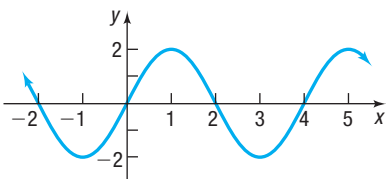
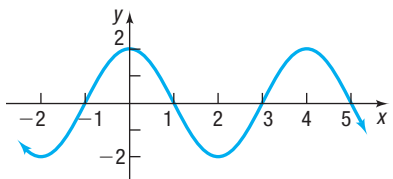
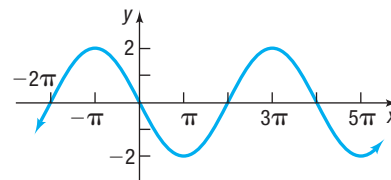
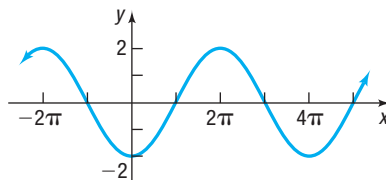
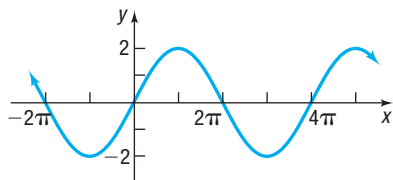
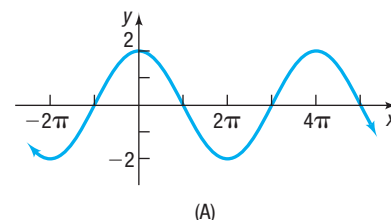
- $f(x) = \sin x$
 - What is the y -intercept of the graph of f ?
 - For what numbers x , $-\pi \leq x \leq \pi$, is the graph of f increasing?
 - What is the absolute maximum of f ?
 - For what numbers x , $0 \leq x \leq 2\pi$, does $f(x) = 0$?
 - For what numbers x , $-2\pi \leq x \leq 2\pi$, does $f(x) = 1$? Where does $f(x) = -1$?
 - For what numbers x , $-2\pi \leq x \leq 2\pi$, does $f(x) = -\frac{1}{2}$?
 - What are the x -intercepts of f ?
- $g(x) = \cos x$
 - What is the y -intercept of the graph of g ?
 - For what numbers x , $-\pi \leq x \leq \pi$, is the graph of g decreasing?
 - What is the absolute minimum of g ?
 - For what numbers x , $0 \leq x \leq 2\pi$, does $g(x) = 0$?
 - For what numbers x , $-2\pi \leq x \leq 2\pi$, does $g(x) = 1$? Where does $g(x) = -1$?
 - For what numbers x , $-2\pi \leq x \leq 2\pi$, does $g(x) = \frac{\sqrt{3}}{2}$?
 - What are the x -intercepts of g ?

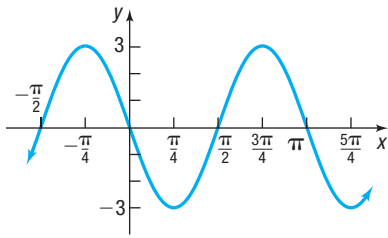
In Problems 13–22, determine the amplitude and period of each function without graphing.

- $y = 5 \sin x$
- $y = 3 \cos x$
- $y = -3 \cos(4x)$
- $y = -\sin\left(\frac{1}{2}x\right)$
- $y = 6 \sin(\pi x)$
- $y = -3 \cos(3x)$
- $y = -\frac{1}{7} \cos\left(\frac{7}{2}x\right)$
- $y = \frac{4}{3} \sin\left(\frac{2}{3}x\right)$
- $y = \frac{10}{9} \sin\left(-\frac{2\pi}{5}x\right)$
- $y = \frac{9}{5} \cos\left(-\frac{3\pi}{2}x\right)$

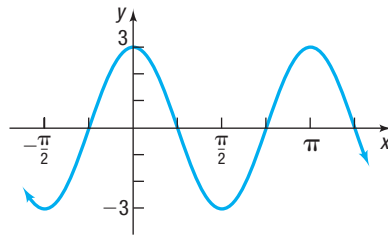
In Problems 23–32, match the given function to one of the graphs (A)–(J).

- $y = 2 \sin\left(\frac{\pi}{2}x\right)$
- $y = 2 \cos\left(\frac{\pi}{2}x\right)$
- $y = 2 \cos\left(\frac{1}{2}x\right)$
- $y = 3 \cos(2x)$
- $y = -3 \sin(2x)$
- $y = 2 \sin\left(\frac{1}{2}x\right)$
- $y = -2 \cos\left(\frac{1}{2}x\right)$
- $y = -2 \cos\left(\frac{\pi}{2}x\right)$
- $y = 3 \sin(2x)$
- $y = -2 \sin\left(\frac{1}{2}x\right)$

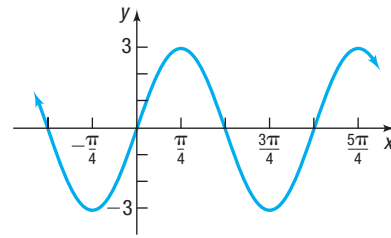




(H)



(I)




(J)

In Problems 33–56, graph each function using transformations or the method of key points. Be sure to label key points and show at least two cycles. Use the graph to determine the domain and the range of each function.

33. $y = 4 \cos x$


34. $y = 3 \sin x$

 35. $y = -4 \sin x$

36. $y = -3 \cos x$

37. $y = \cos(4x)$


38. $y = \sin(3x)$

 39. $y = \sin(-2x)$

40. $y = \cos(-2x)$

41. $y = 2 \sin\left(\frac{1}{2}x\right)$

42. $y = 2 \cos\left(\frac{1}{4}x\right)$

 43. $y = -\frac{1}{2} \cos(2x)$


44. $y = -4 \sin\left(\frac{1}{8}x\right)$

45. $y = 2 \sin x + 3$

46. $y = 3 \cos x + 2$

47. $y = 5 \cos(\pi x) - 3$

48. $y = 4 \sin\left(\frac{\pi}{2}x\right) - 2$

 49. $y = -6 \sin\left(\frac{\pi}{3}x\right) + 4$

50. $y = -3 \cos\left(\frac{\pi}{4}x\right) + 2$

51. $y = 5 - 3 \sin(2x)$

52. $y = 2 - 4 \cos(3x)$

53. $y = \frac{5}{3} \sin\left(-\frac{2\pi}{3}x\right)$

54. $y = \frac{9}{5} \cos\left(-\frac{3\pi}{2}x\right)$

55. $y = -\frac{3}{2} \cos\left(\frac{\pi}{4}x\right) + \frac{1}{2}$

56. $y = -\frac{1}{2} \sin\left(\frac{\pi}{8}x\right) + \frac{3}{2}$

In Problems 57–60, write the equation of a sine function that has the given characteristics.

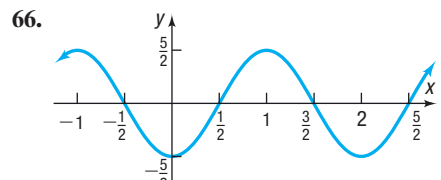
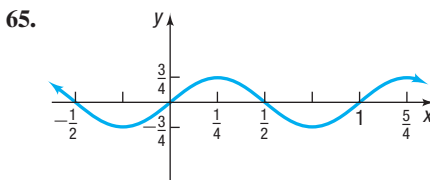
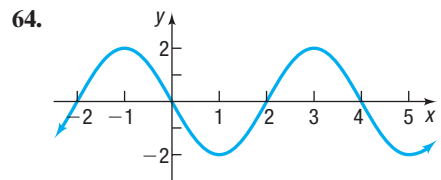
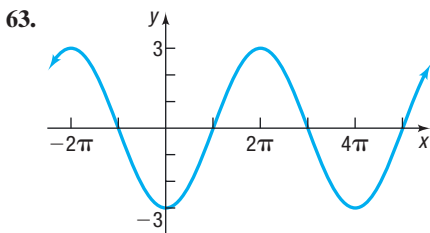
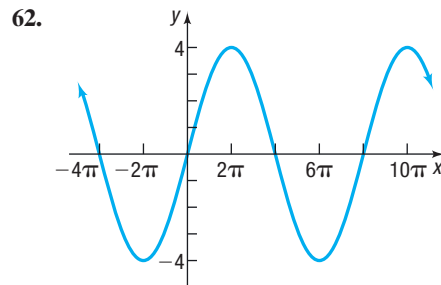
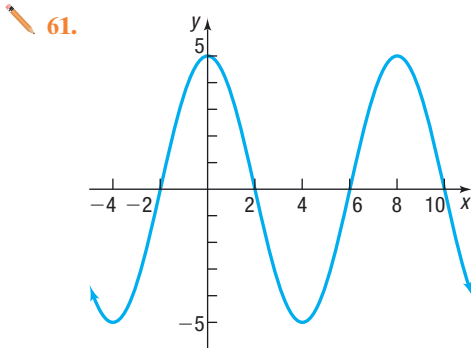
 57. Amplitude: 3
Period: π

58. Amplitude: 2
Period: 4π

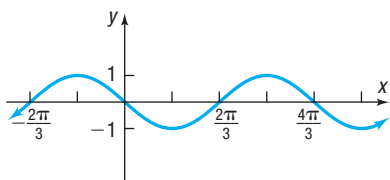
59. Amplitude: 3
Period: 2

60. Amplitude: 4
Period: 1

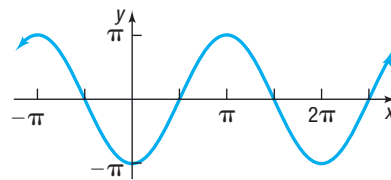
In Problems 61–74, find an equation for each graph.



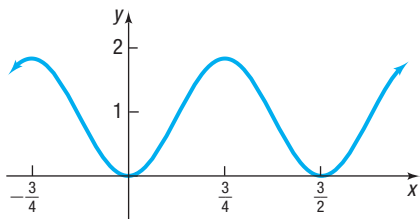
67.



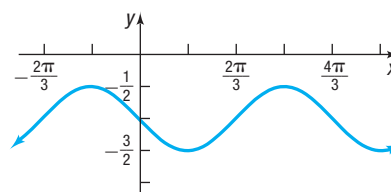
68.



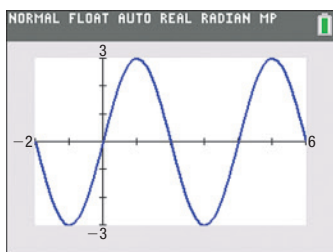
69.



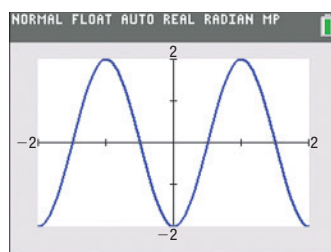
70.



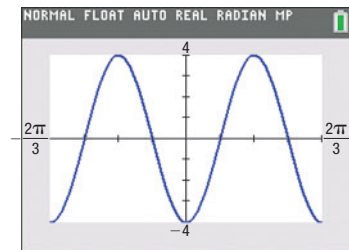
71.



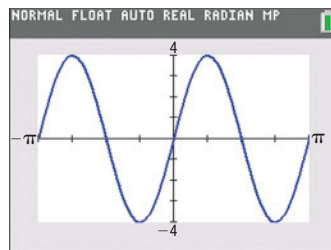
72.



73.



74.



Mixed Practice In Problems 75–78, find the average rate of change of f from 0 to $\frac{\pi}{2}$.

75. $f(x) = \sin x$

76. $f(x) = \cos x$

77. $f(x) = \sin \frac{x}{2}$

78. $f(x) = \cos(2x)$

Mixed Practice In Problems 79–82, find $(f \circ g)(x)$ and $(g \circ f)(x)$, and graph each of these functions.

79. $f(x) = \sin x$

80. $f(x) = \cos x$

81. $f(x) = -2x$

82. $f(x) = -3x$

$g(x) = 4x$

$g(x) = \frac{1}{2}x$

$g(x) = \cos x$

$g(x) = \sin x$

Applications and Extensions

$$83. \text{ Graph } f(x) = \begin{cases} \sin x & \text{if } 0 \leq x < \frac{5\pi}{4} \\ \cos x & \text{if } \frac{5\pi}{4} \leq x \leq 2\pi \end{cases}$$

$$84. \text{ Graph } g(x) = \begin{cases} 2\sin x & \text{if } 0 \leq x \leq \pi \\ \cos x + 1 & \text{if } \pi < x \leq 2\pi \end{cases}$$

85. Graph $y = |\sin x|$, $-2\pi \leq x \leq 2\pi$.

86. Graph $y = |\cos x|$, $-2\pi \leq x \leq 2\pi$.

87. Alternating Current (ac) Circuits The current I , in amperes, flowing through an ac (alternating current) circuit at time t , in seconds, is

$$I(t) = 220 \sin(60\pi t) \quad t \geq 0$$

What is the period? What is the amplitude? Graph this function over two periods.

88. Alternating Current (ac) Circuits The current I , in amperes, flowing through an ac (alternating current) circuit at time t , in seconds, is

$$I(t) = 120 \sin(30\pi t) \quad t \geq 0$$

What is the period? What is the amplitude? Graph this function over two periods.

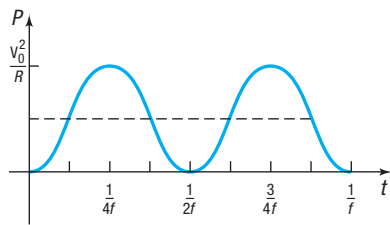
- 89. Alternating Current (ac) Generators** The voltage V produced by an ac generator is sinusoidal. As a function of time, the voltage V is

$$V(t) = V_0 \sin(2\pi ft)$$

where f is the **frequency**, the number of complete oscillations (cycles) per second. [In the United States and Canada, f is 60 hertz (Hz).] The **power** P delivered to a resistance R at any time t is defined as

$$P(t) = \frac{[V(t)]^2}{R}$$

- (a) Show that $P(t) = \frac{V_0^2}{R} \sin^2(2\pi ft)$.
 (b) The graph of P is shown in the figure. Express P as a sinusoidal function.

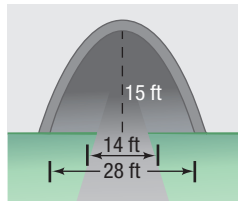


Power in an ac generator

- (c) Deduce that

$$\sin^2(2\pi ft) = \frac{1}{2} [1 - \cos(4\pi ft)]$$

- 90. Tunnel Clearance** A one-lane highway runs through a tunnel in the shape of one-half a sine curve. The opening is 28 feet wide at road level and is 15 feet tall at its highest point.



- (a) Find an equation for the sine curve that fits the opening. Place the origin at the left end of the opening.
 (b) If the road is 14 feet wide with 7-foot shoulders on each side, what is the height of the tunnel at the edge of the road?

Source: en.wikipedia.org/wiki/Interstate_Highway_standards and *Ohio Revised Code*

- 91. Modeling Blood Pressure** Several research papers use a sinusoidal graph to model blood pressure. Suppose an individual's blood pressure is modeled by the function

$$P(t) = 20 \sin\left(\frac{7\pi t}{3}\right) + 100$$

where the maximum value of P is the **systolic pressure**, which is the pressure when the heart contracts (beats), the minimum value is the **diastolic pressure**, and t is time, in seconds. The heart rate is the number of beats per minute.

- (a) What is the individual's systolic pressure?
 (b) What is the individual's diastolic pressure?
 (c) What is the individual's heart rate?

- 92. Modeling Tides** The function below models the water height H , in feet, at a monitoring station in Charleston, South Carolina.

$$H(t) = 2.91 \sin\left(\frac{24\pi}{149}t + 1.360\right) + 2.97$$

where t is the number of hours after midnight.

- (a) What is the height of the water at high tide?
 (b) What is the height of the water at low tide?
 (c) What is the time between high and low tide?
- 93. Modeling Average Monthly Temperature** The function below models the average monthly temperature T , in °F, for Indianapolis, Indiana.

$$T(x) = 23.65 \sin\left(\frac{\pi}{6}x - \frac{2\pi}{3}\right) + 51.75$$

where x is the month (January = 1, February = 2, etc.).

- (a) What is the highest average monthly temperature?
 (b) What is the lowest average monthly temperature?
 (c) What is the time between the highest and lowest average temperatures?
- 94. Modeling Hours of Daylight** The function below models the number of hours of daylight in Miami, Florida.

$$D(x) = 1.615 \sin\left(\frac{2\pi}{365}x - 1.39\right) + 12.135$$

where x is the day of the year.

- (a) How many hours of daylight are there on the longest day?
 (b) How many hours of daylight are there on the shortest day?
 (c) What is the time between the longest and shortest days?
- 95. Ferris Wheel** The function

$$h(t) = -100 \cos\left(\frac{\pi t}{50}\right) + 105$$

represents the height h , in feet, of a seat on a Ferris wheel as a function of time t , where t is measured in seconds.

- (a) How high does a seat on the Ferris wheel go?
 (b) How close to the ground does a seat get?
 (c) If a ride lasts for 5 minutes, how many times will a passenger go around?
 (d) What is the linear speed of the Ferris wheel in miles per hour? Round to one decimal place.

- 96. Holding Pattern** The function

$$d(t) = 50 \cos\left(\frac{\pi t}{39}\right) + 60$$



represents the distance d , in miles, from the airport after t minutes of an airplane asked to fly in a circular holding pattern.

- (a) What is the plane's average distance from the airport over one cycle?
 (b) How long does it take the plane to complete one cycle in the holding pattern?
 (c) What is the plane's speed, in miles per hour, while in the holding pattern?
 (d) If the plane travels 1.8 miles per gallon of fuel, how much fuel is used in one cycle of the holding pattern?

- 97. Biorhythms** In the theory of biorhythms, a sine function of the form

$$P(t) = 50 \sin(\omega t) + 50$$

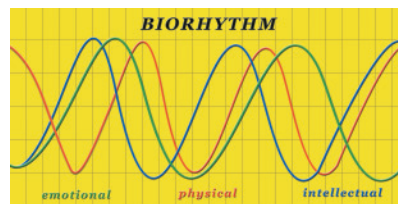
is used to measure the percent P of a person's potential at time t , where t is measured in days and $t = 0$ is the day the person is born. Three characteristics are commonly measured:

Physical potential: period of 23 days

Emotional potential: period of 28 days

Intellectual potential: period of 33 days

- (a) Find ω for each characteristic.
- (b) Using a graphing utility, graph all three functions on the same screen.
- (c) Is there a time t when all three characteristics have 100% potential? When is it?
- (d) Suppose that you are 20 years old today ($t = 7305$ days). Describe your physical, emotional, and intellectual potential for the next 30 days.



- 98. Challenge Problem** If $y = A \sin(Bx - C) + D$, $A \neq 0$, for what values of D will the graph lie completely below the x -axis?
- 99. Challenge Problem** If $A \neq 0$, find the intercepts of the graph of

$$y = A \cos[B(x - C)] + A$$

Explaining Concepts: Discussion and Writing

- 100.** Explain how you would scale the x -axis and y -axis before graphing $y = 3 \cos(\pi x)$.
- 101.** Explain the term *amplitude* as it relates to the graph of a sinusoidal function.
- 102.** Explain the term *period* as it relates to the graph of a sinusoidal function.
- 103.** Explain how the amplitude and period of a sinusoidal graph are used to establish the scale on each coordinate axis.
- 104.** Find an application in your major field that leads to a sinusoidal graph. Write a summary of your findings.

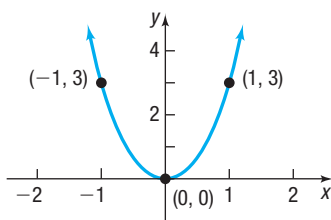
Retain Your Knowledge

Problems 105–114 are based on material learned earlier in the course. The purpose of these problems is to keep the material fresh in your mind so that you are better prepared for the final exam.

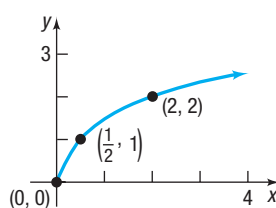
- 105.** If $f(x) = x^2 - 5x + 1$, find $\frac{f(x+h) - f(x)}{h}$.
- 106.** Find the vertex of the graph of $g(x) = -3x^2 + 12x - 7$.
- 107.** Find the intercepts of the graph of $h(x) = 3|x + 2| - 1$.
- 108.** Solve: $3x - 2(5x + 16) = -3x + 4(8 + x)$
- 109.** Determine the time required for an investment of \$1500 to double if it earns 4% interest compounded quarterly. Round your answer to one decimal place.
- 110.** Solve $e^{3x} = 7$.
- 111.** Find the oblique asymptote of $g(x) = \frac{4x^3 + 6x^2 - 3x + 1}{2x^2 - 4x + 3}$.
- 112.** Determine the interval on which $f(x) = -6x^2 - 19x + 7$ is decreasing.
- 113.** Write the set $\left\{x \mid x \leq -2 \text{ or } x > \frac{4}{3}\right\}$ using interval notation.
- 114.** Solve: $\log(x - 3) - \log(x + 3) = \log(x - 4)$

'Are You Prepared?' Answers

1. Vertical stretch by a factor of 3



2. Horizontal compression by a factor of $\frac{1}{2}$



6.5 Graphs of the Tangent, Cotangent, Cosecant, and Secant Functions

PREPARING FOR THIS SECTION Before getting started, review the following:

- Vertical Asymptotes (Section 4.3, pp. 200–203)



Now Work the 'Are You Prepared?' problems on page 427.

- OBJECTIVES**
- 1 Graph the Tangent Function $y = \tan x$ and the Cotangent Function $y = \cot x$ (p. 422)
 - 2 Graph Functions of the Form $y = A \tan(\omega x) + B$ and $y = A \cot(\omega x) + B$ (p. 424)
 - 3 Graph the Cosecant Function $y = \csc x$ and the Secant Function $y = \sec x$ (p. 425)
 - 4 Graph Functions of the Form $y = A \csc(\omega x) + B$ and $y = A \sec(\omega x) + B$ (p. 426)

1 Graph the Tangent Function $y = \tan x$ and the Cotangent Function $y = \cot x$

Because the tangent function has period π , we only need to determine the graph over some interval of length π . The rest of the graph consists of repetitions of that graph. Because the tangent function is not defined at $\dots, -\frac{3\pi}{2}, -\frac{\pi}{2}, \frac{\pi}{2}, \frac{3\pi}{2}, \dots$, we concentrate on the interval $\left(-\frac{\pi}{2}, \frac{\pi}{2}\right)$, of length π , and construct Table 8, which lists some points on the graph of $y = \tan x$, $-\frac{\pi}{2} < x < \frac{\pi}{2}$. We plot the points in the table and connect them with a smooth curve. See Figure 61 for a partial graph of $y = \tan x$, where $-\frac{\pi}{3} \leq x \leq \frac{\pi}{3}$.

Table 8

x	$y = \tan x$	(x, y)
$-\frac{\pi}{3}$	$-\sqrt{3} \approx -1.73$	$\left(-\frac{\pi}{3}, -\sqrt{3}\right)$
$-\frac{\pi}{4}$	-1	$\left(-\frac{\pi}{4}, -1\right)$
$-\frac{\pi}{6}$	$-\frac{\sqrt{3}}{3} \approx -0.58$	$\left(-\frac{\pi}{6}, -\frac{\sqrt{3}}{3}\right)$
0	0	$(0, 0)$
$\frac{\pi}{6}$	$\frac{\sqrt{3}}{3} \approx 0.58$	$\left(\frac{\pi}{6}, \frac{\sqrt{3}}{3}\right)$
$\frac{\pi}{4}$	1	$\left(\frac{\pi}{4}, 1\right)$
$\frac{\pi}{3}$	$\sqrt{3} \approx 1.73$	$\left(\frac{\pi}{3}, \sqrt{3}\right)$

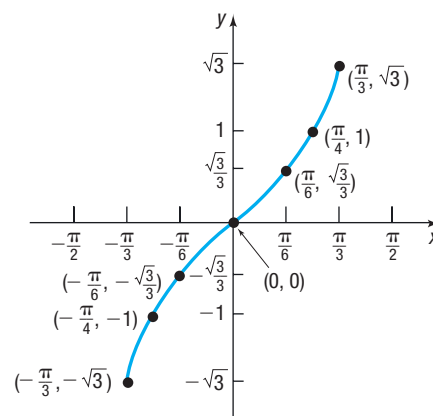


Figure 61 $y = \tan x$, $-\frac{\pi}{3} \leq x \leq \frac{\pi}{3}$

To complete one period of the graph of $y = \tan x$, investigate the behavior of the function as x approaches $-\frac{\pi}{2}$ and $\frac{\pi}{2}$. Be careful, though, because $y = \tan x$ is not defined at these numbers. To determine this behavior, use the identity

$$\tan x = \frac{\sin x}{\cos x}$$


See Table 9. If x is close to $\frac{\pi}{2} \approx 1.5708$ but remains less than $\frac{\pi}{2}$, then $\sin x$ is close to 1, and $\cos x$ is positive and close to 0. (To see this, refer to the graphs of the sine function and the cosine function.) The ratio $\frac{\sin x}{\cos x}$ is positive and large, so, as $x \rightarrow \frac{\pi}{2}$ from the left, then $\tan x \rightarrow \infty$. In other words, the vertical line $x = \frac{\pi}{2}$ is a vertical asymptote of the graph of $y = \tan x$.

Table 9

x	$\sin x$	$\cos x$	$y = \tan x$
$\frac{\pi}{3} \approx 1.05$	$\frac{\sqrt{3}}{2}$	$\frac{1}{2}$	$\sqrt{3} \approx 1.73$
1.5	0.9975	0.0707	14.1
1.57	0.9999	7.96×10^{-4}	1255.8
1.5707	0.9999	9.6×10^{-5}	10,381
$\frac{\pi}{2} \approx 1.5708$	1	0	Undefined

If x is close to $-\frac{\pi}{2}$ but remains greater than $-\frac{\pi}{2}$, then $\sin x$ is close to -1 , $\cos x$ is positive and close to 0, and the ratio $\frac{\sin x}{\cos x}$ is negative and large. That is, as $x \rightarrow -\frac{\pi}{2}$ from the right, then $\tan x \rightarrow -\infty$. In other words, the vertical line $x = -\frac{\pi}{2}$ is also a vertical asymptote of the graph of $y = \tan x$.

With these observations, one period of the graph can be completed. Obtain the complete graph of $y = \tan x$ by repeating this period, as shown in Figure 62.

 **Check:** Graph $Y_1 = \tan x$ and compare the result with Figure 62. Use TRACE to see what happens as x gets close to $\frac{\pi}{2}$ but remains less than $\frac{\pi}{2}$.

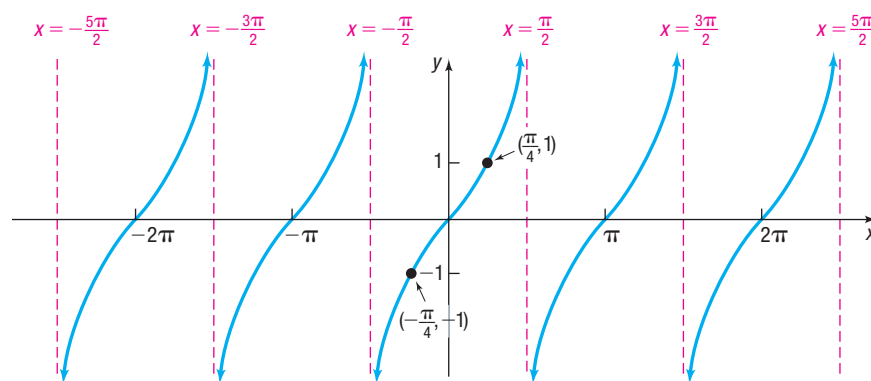


Figure 62 $y = \tan x$, $-\infty < x < \infty$, x not equal to odd multiples of $\frac{\pi}{2}$, $-\infty < y < \infty$

The graph of $y = \tan x$ in Figure 62 illustrates the following properties.

Properties of the Tangent Function

- The domain is the set of all real numbers, except odd multiples of $\frac{\pi}{2}$.
- The range is the set of all real numbers.
- The tangent function is an odd function, as the symmetry of the graph with respect to the origin indicates.
- The tangent function is periodic, with period π .
- The x -intercepts are $\dots, -2\pi, -\pi, 0, \pi, 2\pi, 3\pi, \dots$; the y -intercept is 0.
- Vertical asymptotes occur at $x = \dots, -\frac{3\pi}{2}, -\frac{\pi}{2}, \frac{\pi}{2}, \frac{3\pi}{2}, \dots$.

The Graph of the Cotangent Function $y = \cot x$

The graph of $y = \cot x$ can be obtained in the same way as the graph of $y = \tan x$. The period of $y = \cot x$ is π . Because the cotangent function is not defined for integer multiples of π , concentrate on the interval $(0, \pi)$. Table 10 lists some points on the graph of $y = \cot x$, $0 < x < \pi$. To determine the behavior of $y = \cot x$ near 0 and π , use the identity $\cot x = \frac{\cos x}{\sin x}$. As x approaches 0 but remains greater than 0, the value of $\cos x$ is close to 1, and the value of $\sin x$ is positive and close to 0. The ratio $\frac{\cos x}{\sin x}$ is positive and large; so as $x \rightarrow 0$ from the right, then $\cot x \rightarrow \infty$. Similarly, as x approaches π but remains less than π , the value of $\cos x$ is close to -1 , and the value of $\sin x$ is positive and close to 0. The ratio $\frac{\cos x}{\sin x} = \cot x$ is negative and large; so as $x \rightarrow \pi$ from the left, then $\cot x \rightarrow -\infty$. Figure 63 shows the graph.

Table 10

x	$y = \cot x$	(x, y)
$\frac{\pi}{6}$	$\sqrt{3}$	$(\frac{\pi}{6}, \sqrt{3})$
$\frac{\pi}{4}$	1	$(\frac{\pi}{4}, 1)$
$\frac{\pi}{3}$	$\frac{\sqrt{3}}{3}$	$(\frac{\pi}{3}, \frac{\sqrt{3}}{3})$
$\frac{\pi}{2}$	0	$(\frac{\pi}{2}, 0)$
$\frac{2\pi}{3}$	$-\frac{\sqrt{3}}{3}$	$(\frac{2\pi}{3}, -\frac{\sqrt{3}}{3})$
$\frac{3\pi}{4}$	-1	$(\frac{3\pi}{4}, -1)$
$\frac{5\pi}{6}$	$-\sqrt{3}$	$(\frac{5\pi}{6}, -\sqrt{3})$

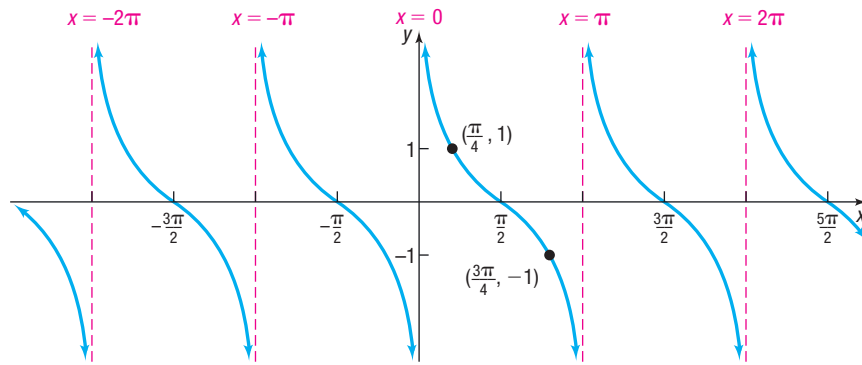


Figure 63 $y = \cot x$, $-\infty < x < \infty$, x not equal to integer multiples of π , $-\infty < y < \infty$

2 Graph Functions of the Form $y = A \tan(\omega x) + B$ and $y = A \cot(\omega x) + B$

For tangent functions, there is no concept of amplitude since the range of the tangent function is $(-\infty, \infty)$. The role of A in $y = A \tan(\omega x) + B$ is to provide the magnitude of the vertical stretch. The period of $y = \tan x$ is π , so the period of $y = A \tan(\omega x) + B$ is $\frac{\pi}{\omega}$, caused by the horizontal compression of the graph by a factor of $\frac{1}{\omega}$. Finally, the presence of B indicates a vertical shift.

EXAMPLE 1

Graphing a Function of the Form $y = A \tan(\omega x) + B$

Graph $y = 2 \tan x - 1$. Use the graph to determine the domain and the range of the function $y = 2 \tan x - 1$.

Solution Figure 64 shows the steps using transformations.

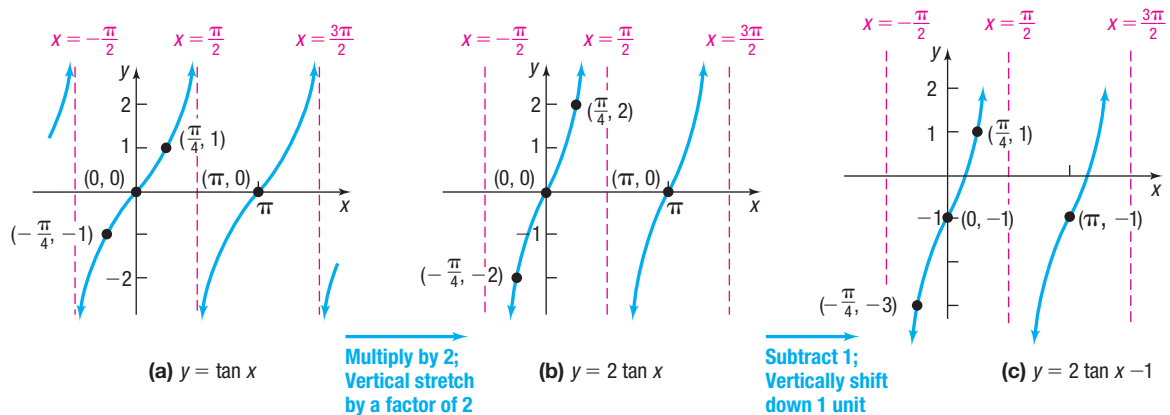


Figure 64

(a) $y = \tan x$

Multiply by 2;
Vertical stretch
by a factor of 2

(b) $y = 2 \tan x$

Subtract 1;
Vertically shift
down 1 unit

(c) $y = 2 \tan x - 1$

The domain of $y = 2 \tan x - 1$ is $\left\{x \mid x \neq \frac{k\pi}{2}, k \text{ is an odd integer}\right\}$, and the range is the set of all real numbers, or $(-\infty, \infty)$.

 **Now Work** PROBLEM 21

The graph of $y = A \cot(\omega x) + B$ has characteristics similar to those of the tangent function. The cotangent function $y = A \cot(\omega x) + B$ has period $\frac{\pi}{\omega}$. The cotangent function has no amplitude. The role of A is to provide the magnitude of the vertical stretch; the presence of B indicates a vertical shift.

EXAMPLE 2

Graphing a Function of the Form $y = A \cot(\omega x) + B$

Graph $y = 3 \cot(2x)$. Use the graph to determine the domain and the range of $y = 3 \cot(2x)$.

Solution Figure 65 shows the steps using transformations.

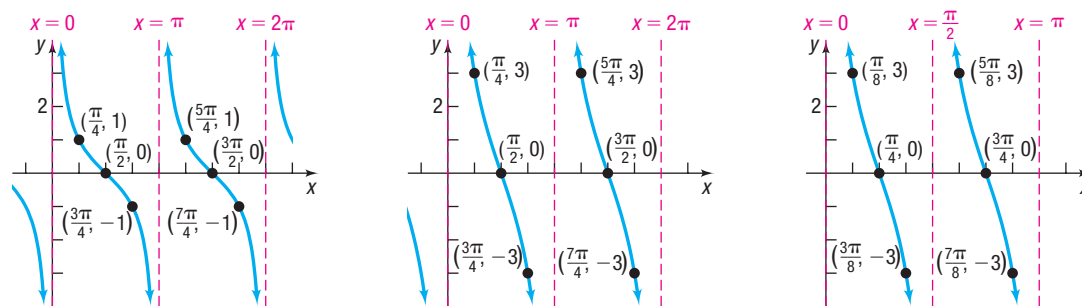




Figure 65

(a) $y = \cot x$

 **Multiply by 3;**
Vertical stretch by
a factor of 3

(b) $y = 3 \cot x$

 **Replace x by $2x$;**
Horizontal compression
by a factor of $\frac{1}{2}$

(c) $y = 3 \cot(2x)$

The domain of $y = 3 \cot(2x)$ is $\left\{x \mid x \neq \frac{k\pi}{2}, k \text{ is an integer}\right\}$, and the range is the set of all real numbers, or $(-\infty, \infty)$.

Note in Figure 65(c) that the period of $y = 3 \cot(2x)$ is $\frac{\pi}{2}$ because of the compression of the original period π by a factor of $\frac{1}{2}$. Notice that the asymptotes are $x = -\frac{\pi}{2}, x = 0, x = \frac{\pi}{2}, x = \pi, x = \frac{3\pi}{2}$, and so on, also because of the compression.

 **Now Work** PROBLEM 23

3 Graph the Cosecant Function $y = \csc x$ and the Secant Function $y = \sec x$

The cosecant and secant functions, sometimes referred to as **reciprocal functions**, are graphed by making use of the reciprocal identities

$$\csc x = \frac{1}{\sin x} \quad \text{and} \quad \sec x = \frac{1}{\cos x}$$

For example, the value of the cosecant function $y = \csc x$ at a given number x equals the reciprocal of the corresponding value of the sine function, provided that the value of the sine function is not 0. If the value of $\sin x$ is 0, then x is an integer multiple of π . At those numbers, the cosecant function is not defined. In fact, the graph of the cosecant function has a vertical asymptote at each integer multiple of π . Figure 66 shows the graph.

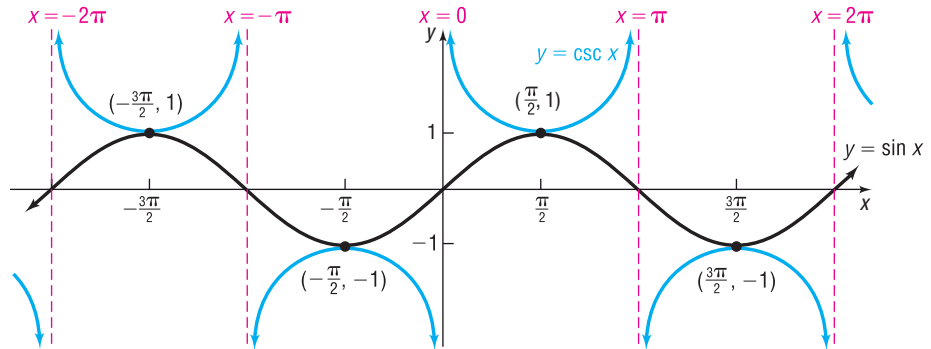


Figure 66 $y = \csc x$, $-\infty < x < \infty$, x not equal to integer multiples of π , $|y| \geq 1$

Using the idea of reciprocals, the graph of $y = \sec x$ is obtained in a similar manner. See Figure 67.

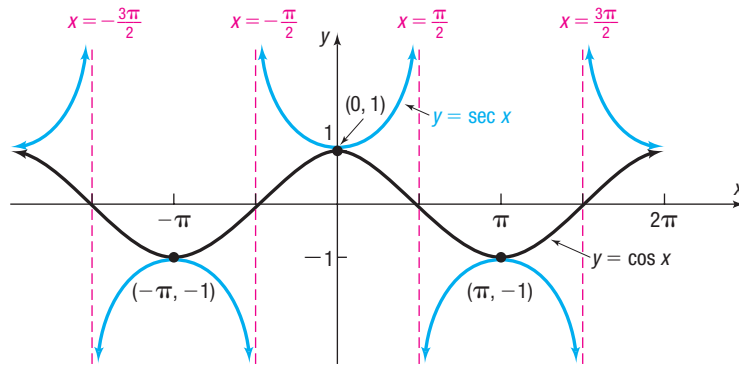


Figure 67 $y = \sec x$, $-\infty < x < \infty$, x not equal to odd multiples of $\frac{\pi}{2}$, $|y| \geq 1$

4 Graph Functions of the Form $y = A \csc(\omega x) + B$ and $y = A \sec(\omega x) + B$

The role of A in these functions is to set the range. The range of $y = \csc x$ is $\{y \mid y \leq -1 \text{ or } y \geq 1\}$; the range of $y = A \csc x$ is $\{y \mid y \leq -|A| \text{ or } y \geq |A|\}$ because of the vertical stretch of the graph by a factor of $|A|$. Just as with the sine and cosine functions, the period of $y = \csc(\omega x)$ and $y = \sec(\omega x)$ becomes $\frac{2\pi}{\omega}$ because of the horizontal compression of the graph by a factor of $\frac{1}{\omega}$. The presence of B indicates that a vertical shift is required.

EXAMPLE 3

Graphing a Function of the Form $y = A \csc(\omega x) + B$

Graph $y = 2 \csc x - 1$. Use the graph to determine the domain and the range of $y = 2 \csc x - 1$.

Solution We use transformations. Figure 68 shows the required steps.

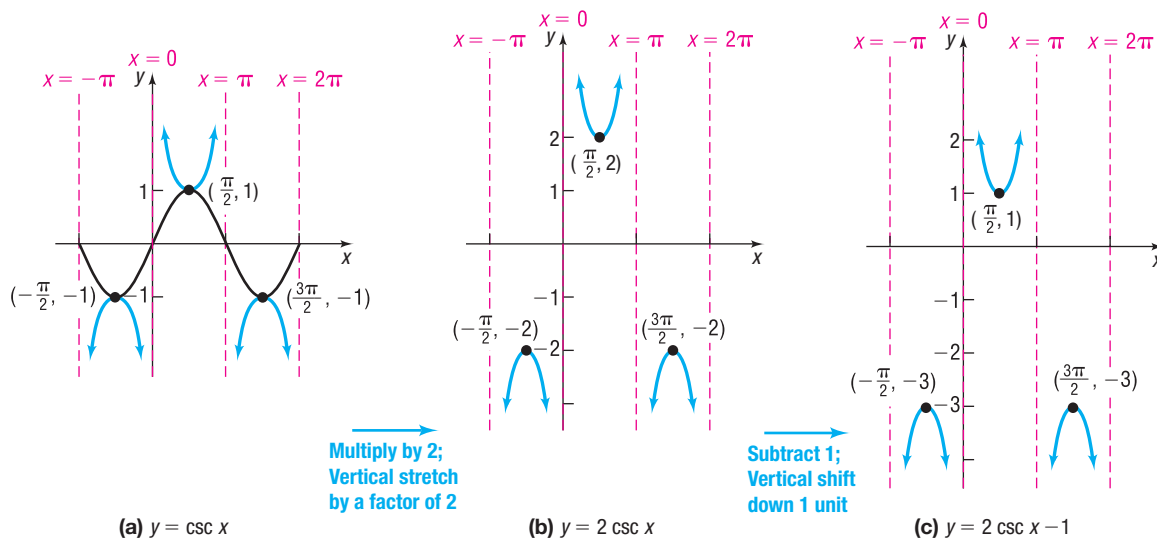


Figure 68

(a) $y = \csc x$

(b) $y = 2 \csc x$

(c) $y = 2 \csc x - 1$

The domain of $y = 2 \csc x - 1$ is $\{x \mid x \neq k\pi, k \text{ an integer}\}$. The range is $\{y \mid y \leq -3 \text{ or } y \geq 1\}$, or using interval notation, $(-\infty, -3] \cup [1, \infty)$.

 **Now Work** PROBLEM 29

6.5 Assess Your Understanding

'Are You Prepared?' Answers are given at the end of these exercises. If you get a wrong answer, read the pages listed in red.

- The graph of $y = \frac{3x - 6}{x - 4}$ has a vertical asymptote. What is it? (pp. 200–203)
- True or False** If $x = 3$ is a vertical asymptote of the graph of a rational function R , then as $x \rightarrow 3$, $|R(x)| \rightarrow \infty$. (pp. 200–203)

Concepts and Vocabulary

- The graph of $y = \tan x$ is symmetric with respect to the _____ and has vertical asymptotes at _____.
- The graph of $y = \sec x$ is symmetric with respect to the _____ and has vertical asymptotes at _____.
- Multiple Choice** It is easiest to graph $y = \sec x$ by first sketching the graph of _____.
(a) $y = \sin x$ (b) $y = \cos x$ (c) $y = \tan x$ (d) $y = \csc x$
- True or False** The graphs of $y = \tan x$, $y = \cot x$, $y = \sec x$, and $y = \csc x$ each have infinitely many vertical asymptotes.

Skill Building

In Problems 7–16, if necessary, refer to the graphs of the functions to answer each question.

- What is the y -intercept of $y = \tan x$?
- What is the y -intercept of $y = \sec x$?
- For what numbers x , $-2\pi \leq x \leq 2\pi$, does $\sec x = 1$? For what numbers x does $\sec x = -1$?
- For what numbers x , $-2\pi \leq x \leq 2\pi$, does the graph of $y = \sec x$ have vertical asymptotes?
- For what numbers x , $-2\pi \leq x \leq 2\pi$, does the graph of $y = \tan x$ have vertical asymptotes?
- What is the y -intercept of $y = \cot x$?
- What is the y -intercept of $y = \csc x$?
- For what numbers x , $-2\pi \leq x \leq 2\pi$, does $\csc x = 1$? For what numbers x does $\csc x = -1$?
- For what numbers x , $-2\pi \leq x \leq 2\pi$, does the graph of $y = \csc x$ have vertical asymptotes?
- For what numbers x , $-2\pi \leq x \leq 2\pi$, does the graph of $y = \cot x$ have vertical asymptotes?

In Problems 17–40, graph each function. Be sure to label key points and show at least two cycles. Use the graph to determine the domain and the range of each function.

17. $y = 3 \tan x$

18. $y = -2 \tan x$

19. $y = 4 \cot x$

20. $y = -3 \cot x$

21. $y = \tan\left(\frac{\pi}{2}x\right)$

22. $y = \tan\left(\frac{1}{2}x\right)$

23. $y = \cot\left(\frac{1}{4}x\right)$

24. $y = \cot\left(\frac{\pi}{4}x\right)$

25. $y = 2 \sec x$

26. $y = \frac{1}{2} \csc x$

27. $y = -3 \csc x$

28. $y = -4 \sec x$

29. $y = 4 \sec\left(\frac{1}{2}x\right)$

30. $y = \frac{1}{2} \csc(2x)$

31. $y = -2 \csc(\pi x)$

32. $y = -3 \sec\left(\frac{\pi}{2}x\right)$

33. $y = \tan\left(\frac{1}{4}x\right) + 1$

34. $y = 2 \cot x - 1$

35. $y = \sec\left(\frac{2\pi}{3}x\right) + 2$

36. $y = \csc\left(\frac{3\pi}{2}x\right)$

37. $y = \frac{1}{2} \tan\left(\frac{1}{4}x\right) - 2$

38. $y = 3 \cot\left(\frac{1}{2}x\right) - 2$

39. $y = 2 \csc\left(\frac{1}{3}x\right) - 1$

40. $y = 3 \sec\left(\frac{1}{4}x\right) + 1$

Mixed Practice In Problems 41–44, find the average rate of change of f from 0 to $\frac{\pi}{6}$.

41. $f(x) = \tan x$

42. $f(x) = \sec x$

43. $f(x) = \tan(2x)$

44. $f(x) = \sec(2x)$

Mixed Practice In Problems 45–48, find $(f \circ g)(x)$ and $(g \circ f)(x)$, and graph each of these functions.

45. $f(x) = \tan x$
 $g(x) = 4x$

46. $f(x) = 2 \sec x$
 $g(x) = \frac{1}{2}x$

47. $f(x) = -2x$
 $g(x) = \cot x$

48. $f(x) = \frac{1}{2}x$
 $g(x) = 2 \csc x$

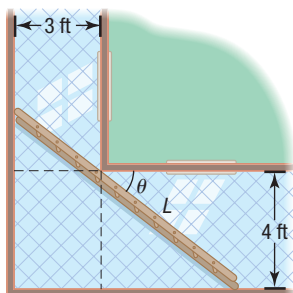
Mixed Practice In Problems 49 and 50, graph each function.

49. $f(x) = \begin{cases} \tan x & \text{if } 0 \leq x < \frac{\pi}{2} \\ 0 & \text{if } x = \frac{\pi}{2} \\ \sec x & \text{if } \frac{\pi}{2} < x \leq \pi \end{cases}$

50. $g(x) = \begin{cases} \csc x & \text{if } 0 < x < \pi \\ 0 & \text{if } x = \pi \\ \cot x & \text{if } \pi < x < 2\pi \end{cases}$

Applications and Extensions

51. Carrying a Ladder around a Corner Two hallways, one of width 3 feet, the other of width 4 feet, meet at a right angle. See the figure.



(a) Show that the length L of the ladder shown as a function of the angle θ is

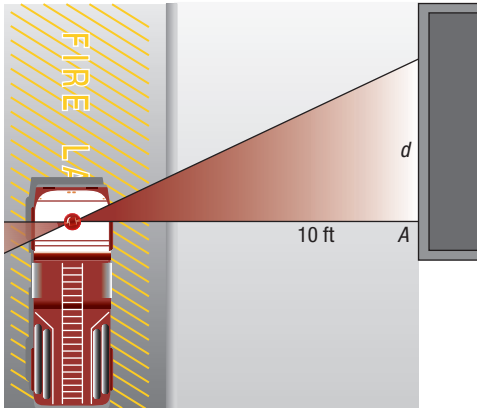
$$L(\theta) = 3 \sec \theta + 4 \csc \theta$$

(b) Graph $L = L(\theta)$, $0 < \theta < \frac{\pi}{2}$.

(c) For what value of θ is L the least?

(d) What is the length of the longest ladder that can be carried around the corner? Why is this also the least value of L ?

52. **A Rotating Beacon** Suppose that a fire truck is parked in front of a building as shown in the figure.



The beacon light on top of the fire truck is located 10 feet from the wall and has a light on each side. If the beacon light rotates 1 revolution every 2 seconds, then a model for determining the distance d , in feet, that the beacon of light is from point A on the wall after t seconds is given by

$$d(t) = |10 \tan(\pi t)|$$

- (a) Graph $d(t) = |10 \tan(\pi t)|$ for $0 \leq t \leq 2$.
 (b) For what values of t is the function undefined? Explain what this means in terms of the beam of light on the wall.

- (c) Fill in the following table.

t	0	0.1	0.2	0.3	0.4
$d(t) = 10 \tan(\pi t)$					

- (d) Compute $\frac{d(0.1) - d(0)}{0.1 - 0}$, $\frac{d(0.2) - d(0.1)}{0.2 - 0.1}$, and so on, for each consecutive value of t . These are called **first differences**.
 (e) Interpret the first differences found in part (d). What is happening to the speed of the beam of light as d increases?

53. **Exploration** Graph

$$y = \tan x \quad \text{and} \quad y = -\cot\left(x + \frac{\pi}{2}\right)$$

Do you think that $\tan x = -\cot\left(x + \frac{\pi}{2}\right)$?

54. **Challenge Problem** What are the domain and the range of $f(x) = \log(\tan x)$? Find any vertical asymptotes.
 55. **Challenge Problem** What are the domain and the range of $f(x) = \ln|\sin x|$? Find any vertical asymptotes.

Retain Your Knowledge

Problems 56–65 are based on material learned earlier in the course. The purpose of these problems is to keep the material fresh in your mind so that you are better prepared for the final exam.

56. Factor: $125p^3 - 8q^6$

57. **Painting a Room** Hazel can paint a room in 2 hours less time than her friend Gwyneth. Working together, they can paint the room in 2.4 hours. How long does it take each woman to paint the room by herself?

58. Solve: $9^{x-1} = 3^{x^2-5}$

59. Use the slope and the y -intercept to graph the linear function

$$f(x) = \frac{1}{4}x - 3$$

60. Find the domain of $y = \log_4\left(\frac{x-4}{x}\right)$.

61. If $f(x) = \frac{x+1}{x-2}$ and $g(x) = 3x - 7$, find $(g \circ f)(3)$.

62. If $f(x) = x^2 - 3x$, find $\frac{f(x) - f(c)}{x - c}$.

63. Find the intercepts of the graph of the function

$$f(x) = \frac{2x^2 + x - 6}{x + 3}$$

64. Complete the square in x to write $\sqrt{x^2 + 2x + 26}$ in the form $\sqrt{u^2 + a^2}$.

65. Find the domain of $f(x) = \sqrt[4]{5x - 2} - 3$.

'Are You Prepared?' Answers

1. $x = 4$ 2. True

6.6 Phase Shift; Sinusoidal Curve Fitting

- OBJECTIVES** 1 Graph Sinusoidal Functions of the Form $y = A \sin(\omega x - \phi) + B$ (p. 429)
 2 Build Sinusoidal Models from Data (p. 433)

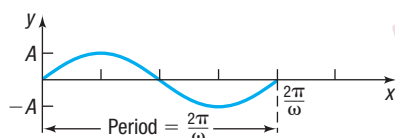


Figure 69 One cycle of $y = A \sin(\omega x)$, $A > 0$, $\omega > 0$

1 Graph Sinusoidal Functions of the Form $y = A \sin(\omega x - \phi) + B$

We have seen that the graph of $y = A \sin(\omega x)$, $\omega > 0$, has amplitude $|A|$ and period $T = \frac{2\pi}{\omega}$. One cycle can be drawn as x varies from 0 to $\frac{2\pi}{\omega}$, or, equivalently, as ωx varies from 0 to 2π . See Figure 69.

Now consider the graph of

$$y = A \sin(\omega x - \phi)$$

which may also be written as

$$y = A \sin\left[\omega\left(x - \frac{\phi}{\omega}\right)\right]$$

NOTE The beginning and end of the period can also be found by solving the inequality:

$$\begin{aligned} 0 &\leq \omega x - \phi \leq 2\pi \\ \phi &\leq \omega x \leq 2\pi + \phi \\ \frac{\phi}{\omega} &\leq x \leq \frac{2\pi}{\omega} + \frac{\phi}{\omega} \end{aligned}$$

where $\omega > 0$ and ϕ (the Greek letter phi) are real numbers. The graph is a sine curve with amplitude $|A|$. As $\omega x - \phi$ varies from 0 to 2π , one period is traced out. This period begins when

$$\omega x - \phi = 0 \quad \text{or} \quad x = \frac{\phi}{\omega}$$

and ends when

$$\omega x - \phi = 2\pi \quad \text{or} \quad x = \frac{\phi}{\omega} + \frac{2\pi}{\omega}$$

See Figure 70.

Notice that the graph of $y = A \sin(\omega x - \phi) = A \sin\left[\omega\left(x - \frac{\phi}{\omega}\right)\right]$ is the same as the graph of $y = A \sin(\omega x)$, except that it has been shifted $\left|\frac{\phi}{\omega}\right|$ units (to the right if $\phi > 0$ and to the left if $\phi < 0$). This number $\frac{\phi}{\omega}$ is called the **phase shift** of the graph of $y = A \sin(\omega x - \phi)$.

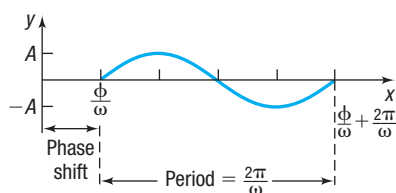


Figure 70 One cycle of $y = A \sin(\omega x - \phi)$, $A > 0$, $\omega > 0$, $\phi > 0$

For the graphs of $y = A \sin(\omega x - \phi)$ or $y = A \cos(\omega x - \phi)$, $\omega > 0$,

$$\text{Amplitude} = |A| \quad \text{Period} = T = \frac{2\pi}{\omega} \quad \text{Phase shift} = \frac{\phi}{\omega}$$

The phase shift is to the left if $\phi < 0$ and to the right if $\phi > 0$.

EXAMPLE 1

Finding the Amplitude, Period, and Phase Shift of a Sinusoidal Function and Graphing It

Find the amplitude, period, and phase shift of $y = 3 \sin(2x - \pi)$, and graph the function.

Solution

Use the same four steps used to graph sinusoidal functions of the form $y = A \sin(\omega x)$ or $y = A \cos(\omega x)$ given on page 414.

STEP 1: Comparing

$$y = 3 \sin(2x - \pi) = 3 \sin\left[2\left(x - \frac{\pi}{2}\right)\right]$$

to

$$y = A \sin(\omega x - \phi) = A \sin\left[\omega\left(x - \frac{\phi}{\omega}\right)\right]$$

note that $A = 3$, $\omega = 2$, and $\phi = \pi$. The graph is a sine curve with amplitude $|A| = 3$, period $T = \frac{2\pi}{\omega} = \frac{2\pi}{2} = \pi$, and phase shift $= \frac{\phi}{\omega} = \frac{\pi}{2}$.

STEP 2: The graph of $y = 3 \sin(2x - \pi)$ lies between -3 and 3 on the y -axis. One cycle begins at $x = \frac{\phi}{\omega} = \frac{\pi}{2}$ and ends at $x = \frac{\phi}{\omega} + \frac{2\pi}{\omega} = \frac{\pi}{2} + \pi = \frac{3\pi}{2}$.

NOTE The interval defining one cycle can also be found by solving the inequality

$$0 \leq 2x - \pi \leq 2\pi$$

Then

$$\begin{aligned} \pi &\leq 2x \leq 3\pi \\ \frac{\pi}{2} &\leq x \leq \frac{3\pi}{2} \end{aligned}$$



$\frac{\pi}{2}$	$\frac{\pi}{2} + \frac{\pi}{4} = \frac{3\pi}{4}$	$\frac{3\pi}{4} + \frac{\pi}{4} = \pi$	$\pi + \frac{\pi}{4} = \frac{5\pi}{4}$	$\frac{5\pi}{4} + \frac{\pi}{4} = \frac{3\pi}{2}$
1st	2nd	3rd	4th	5th
x-coordinate	x-coordinate	x-coordinate	x-coordinate	x-coordinate

STEP 3: Use these values of x to determine the five key points on the graph:

$$\left(\frac{\pi}{2}, 0\right) \quad \left(\frac{3\pi}{4}, 3\right) \quad (\pi, 0) \quad \left(\frac{5\pi}{4}, -3\right) \quad \left(\frac{3\pi}{2}, 0\right)$$

STEP 4: Plot these five points and fill in the graph of the sine function as shown in Figure 71(a). Extend the graph in each direction to obtain Figure 71(b).

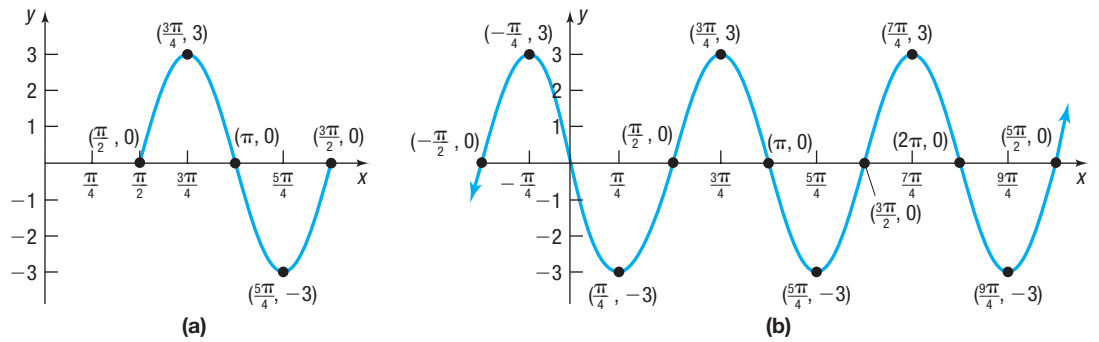


Figure 71

The graph of $y = 3 \sin(2x - \pi) = 3 \sin\left[2\left(x - \frac{\pi}{2}\right)\right]$ may also be obtained using transformations. See Figure 72.

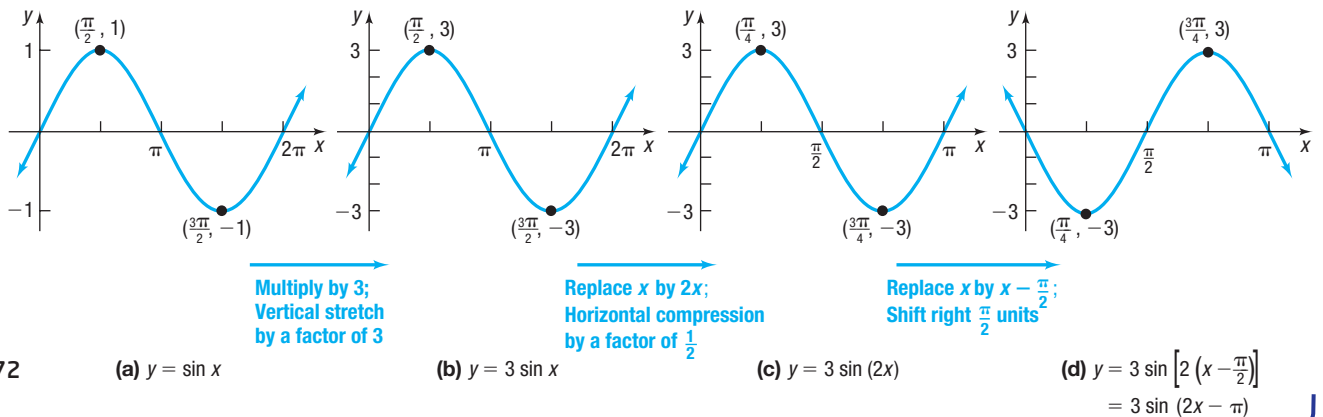


Figure 72

(a) $y = \sin x$

(b) $y = 3 \sin x$

(c) $y = 3 \sin(2x)$

(d) $y = 3 \sin\left[2\left(x - \frac{\pi}{2}\right)\right]$
 $= 3 \sin(2x - \pi)$

To graph a sinusoidal function of the form $y = A \sin(\omega x - \phi) + B$, first graph the function $y = A \sin(\omega x - \phi)$ and then apply a vertical shift.

EXAMPLE 2**Finding the Amplitude, Period, and Phase Shift of a Sinusoidal Function and Graphing It**

Find the amplitude, period, and phase shift of $y = 2 \cos(4x + 3\pi) + 1$, and graph the function.

Solution **STEP 1:** Compare

$$y = 2 \cos(4x + 3\pi) = 2 \cos\left[4\left(x + \frac{3\pi}{4}\right)\right]$$

to

$$y = A \cos(\omega x - \phi) = A \cos\left[\omega\left(x - \frac{\phi}{\omega}\right)\right]$$

Note that $A = 2$, $\omega = 4$, and $\phi = -3\pi$. The graph is a cosine curve with amplitude $|A| = 2$, period $T = \frac{2\pi}{\omega} = \frac{2\pi}{4} = \frac{\pi}{2}$, and phase shift $= \frac{\phi}{\omega} = -\frac{3\pi}{4}$.

STEP 2: The graph of $y = 2 \cos(4x + 3\pi)$ lies between -2 and 2 on the y -axis. One cycle begins at $x = \frac{\phi}{\omega} = -\frac{3\pi}{4}$ and ends at $x = \frac{\phi}{\omega} + \frac{2\pi}{\omega} = -\frac{3\pi}{4} + \frac{\pi}{2} = -\frac{\pi}{4}$.

To find the five key points, divide the interval $\left[-\frac{3\pi}{4}, -\frac{\pi}{4}\right]$ into four subintervals, each of length $\frac{\pi}{2} \div 4 = \frac{\pi}{8}$, by finding the following values of x :

$$\begin{array}{ccccc} -\frac{3\pi}{4} & -\frac{3\pi}{4} + \frac{\pi}{8} = -\frac{5\pi}{8} & -\frac{5\pi}{8} + \frac{\pi}{8} = -\frac{\pi}{2} & -\frac{\pi}{2} + \frac{\pi}{8} = -\frac{3\pi}{8} & -\frac{3\pi}{8} + \frac{\pi}{8} = -\frac{\pi}{4} \\ \text{1st} & \text{2nd} & \text{3rd} & \text{4th} & \text{5th} \\ \text{x-coordinate} & \text{x-coordinate} & \text{x-coordinate} & \text{x-coordinate} & \text{x-coordinate} \end{array}$$

STEP 3: The five key points on the graph of $y = 2 \cos(4x + 3\pi)$ are

$$\left(-\frac{3\pi}{4}, 2\right) \quad \left(-\frac{5\pi}{8}, 0\right) \quad \left(-\frac{\pi}{2}, -2\right) \quad \left(-\frac{3\pi}{8}, 0\right) \quad \left(-\frac{\pi}{4}, 2\right)$$

STEP 4: Plot these five points and fill in the graph of the cosine function as shown in Figure 73(a). Extend the graph in each direction to obtain Figure 73(b), the graph of $y = 2 \cos(4x + 3\pi)$.

STEP 5: A vertical shift up 1 unit gives the final graph. See Figure 73(c).

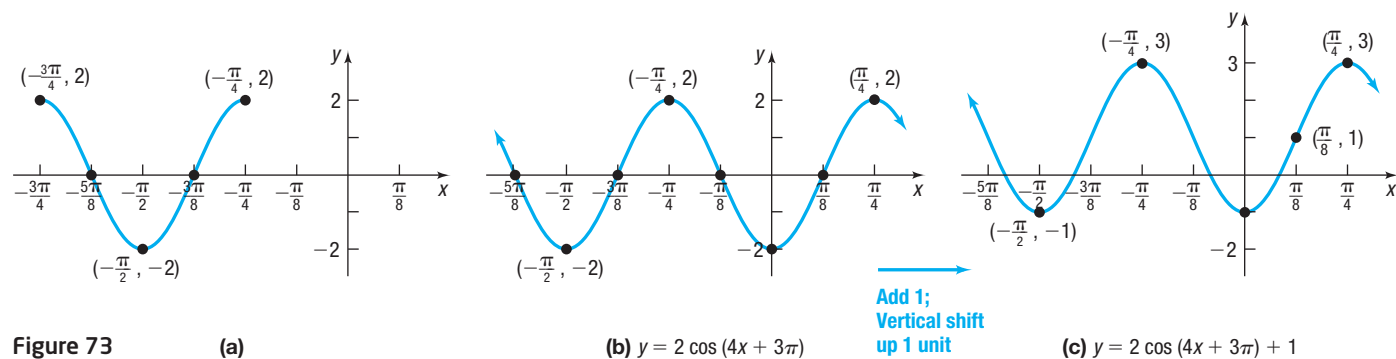


Figure 73

(a)

(b) $y = 2 \cos(4x + 3\pi)$ (c) $y = 2 \cos(4x + 3\pi) + 1$

The graph of $y = 2 \cos(4x + 3\pi) + 1 = 2 \cos\left[4\left(x + \frac{3\pi}{4}\right)\right] + 1$ may also be obtained using transformations. See Figure 74.

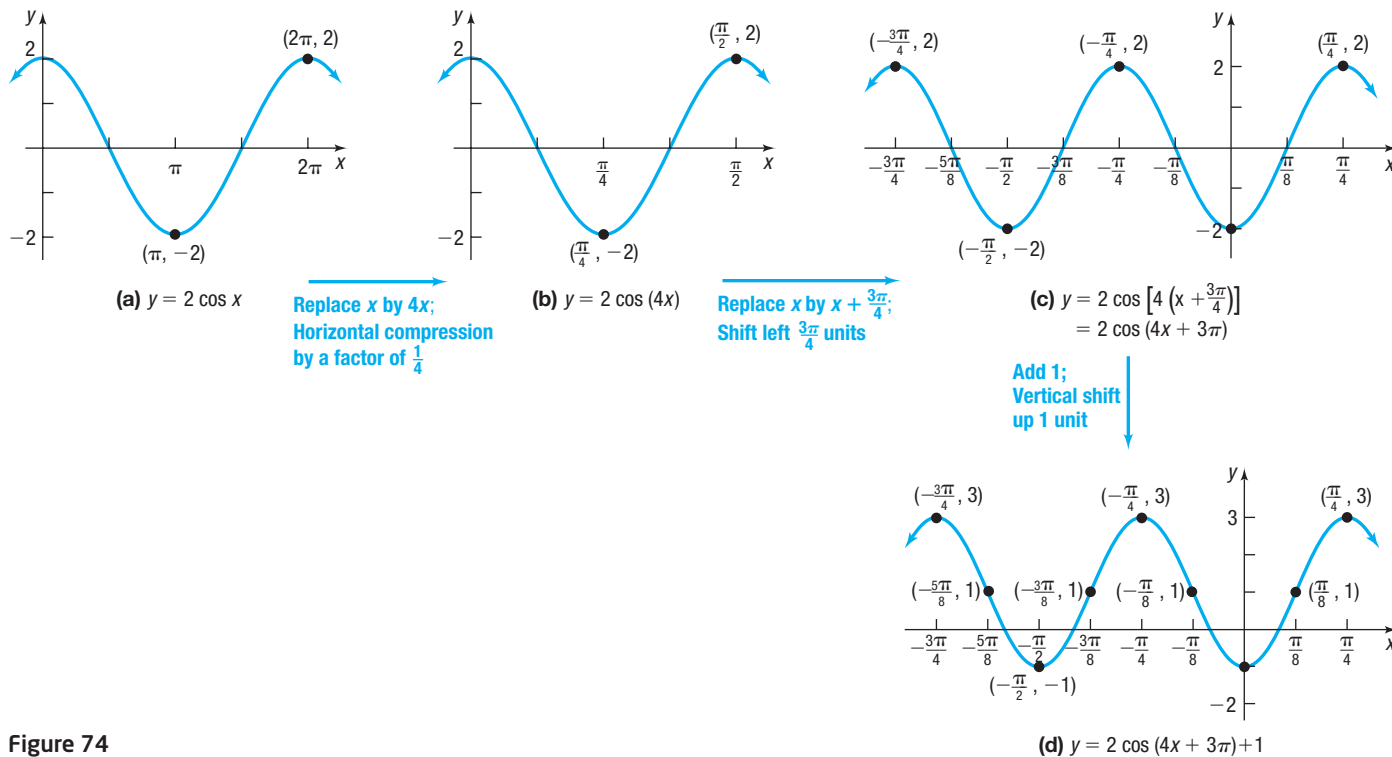


Figure 74

 **Now Work** PROBLEM 3

SUMMARY

Steps for Graphing Sinusoidal Functions $y = A \sin(\omega x - \phi) + B$ or $y = A \cos(\omega x - \phi) + B$

STEP 1: Find the amplitude $|A|$, period $T = \frac{2\pi}{\omega}$, and phase shift $\frac{\phi}{\omega}$.

STEP 2: Determine the starting point of one cycle of the graph, $\frac{\phi}{\omega}$. Determine the ending point of one cycle of the graph, $\frac{\phi}{\omega} + \frac{2\pi}{\omega}$. Divide the interval $\left[\frac{\phi}{\omega}, \frac{\phi}{\omega} + \frac{2\pi}{\omega}\right]$ into four subintervals, each of length $\frac{2\pi}{\omega} \div 4$.

STEP 3: Use the endpoints of the subintervals to find the five key points on the graph.

STEP 4: Plot the five key points, and connect them with a sinusoidal graph to obtain one cycle of the graph. Extend the graph in each direction to make it complete.

STEP 5: If $B \neq 0$, apply a vertical shift.

2 Build Sinusoidal Models from Data




Scatter plots of data sometimes resemble the graph of a sinusoidal function. For example, the data given in Table 11 on the next page represent the average monthly temperatures in Denver, Colorado. Since the data represent *average* monthly temperatures collected over many years, the data will not vary much from year to year and so will essentially repeat each year. In other words, the data are periodic. Figure 75 shows a scatter plot of the data, where $x = 1$ represents January, $x = 2$ represents February, and so on.

Notice that the scatter plot looks like the graph of a sinusoidal function. We choose to fit the data to a sine function of the form

$$y = A \sin(\omega x - \phi) + B$$

where A , B , ω , and ϕ are constants.

Table 11



Month, x	Average Monthly Temperature, °F
January, 1	30.7
February, 2	32.5
March, 3	40.4
April, 4	47.4
May, 5	57.1
June, 6	67.4
July, 7	74.2
August, 8	72.5
September, 9	63.4
October, 10	50.9
November, 11	38.3
December, 12	30.0

Source: U.S. National Oceanic and Atmospheric Administration

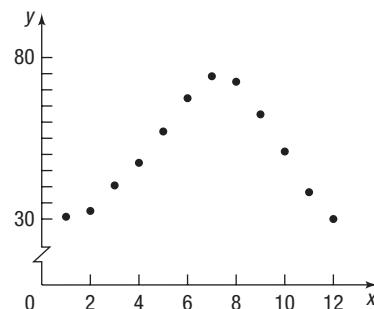


Figure 75 Denver average monthly temperature

EXAMPLE 3

Finding a Sinusoidal Function from Temperature Data

Fit a sine function to the data in Table 11.

Solution

Begin with a scatter plot of the data for one year. See Figure 76. The data will be fitted to a sine function of the form

$$y = A \sin(\omega x - \phi) + B$$

STEP 1: To find the amplitude A , compute

$$\begin{aligned} \text{Amplitude} &= \frac{\text{largest data value} - \text{smallest data value}}{2} \\ &= \frac{74.2 - 30.0}{2} = 22.1 \end{aligned}$$

To see the remaining steps in this process, superimpose the graph of the function $y = 22.1 \sin x$, where x represents months, on the scatter plot.

Figure 77 shows the two graphs. To fit the data, the graph needs to be shifted vertically, shifted horizontally, and stretched horizontally.

STEP 2: Determine the vertical shift by finding the average of the highest and lowest data values.

$$\text{Vertical shift} = \frac{74.2 + 30.0}{2} = 52.1$$

Now superimpose the graph of $y = 22.1 \sin x + 52.1$ on the scatter plot. See Figure 78.

We see that the graph needs to be shifted horizontally and stretched horizontally.

STEP 3: It is easier to find the horizontal stretch factor first. Since the temperatures repeat every 12 months, the period of the function is $T = 12$.

Because $T = \frac{2\pi}{\omega} = 12$, then

$$\omega = \frac{2\pi}{12} = \frac{\pi}{6}$$

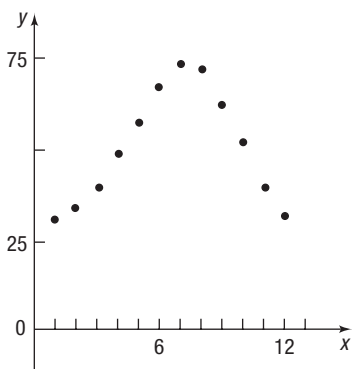


Figure 76

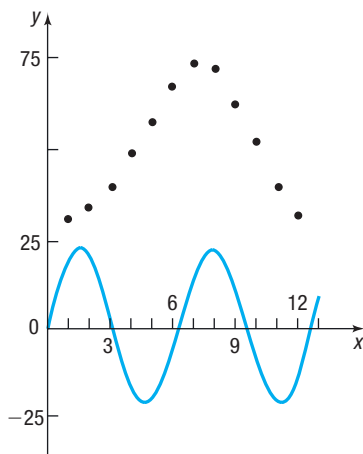


Figure 77

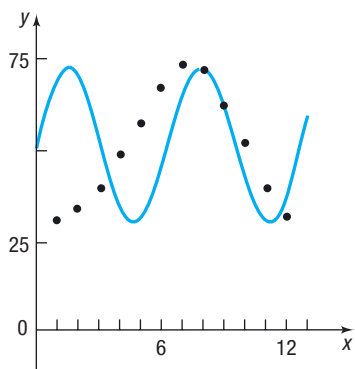


Figure 78

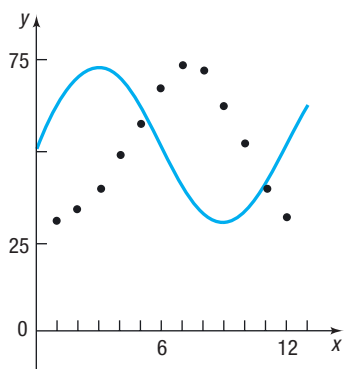


Figure 79

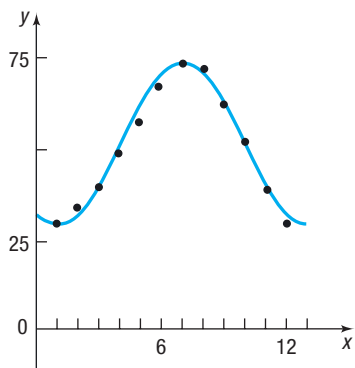


Figure 80

Now superimpose the graph of $y = 22.1 \sin\left(\frac{\pi}{6}x\right) + 52.1$ on the scatter plot. See Figure 79, where the graph still needs to be shifted horizontally.

STEP 4: To determine the horizontal shift, use the period $T = 12$ and divide the interval $[0, 12]$ into four subintervals of length $12 \div 4 = 3$:

$$[0, 3], [3, 6], [6, 9], [9, 12]$$

The sine curve is increasing on the interval $[0, 3]$ and is decreasing on the interval $[3, 9]$, so a local maximum occurs at $x = 3$. The data indicate that a maximum occurs at $x = 7$ (corresponding to July's temperature), so the graph of the function must be shifted 4 units to the right by replacing x by $x - 4$. Doing this yields

$$y = 22.1 \sin\left(\frac{\pi}{6}(x - 4)\right) + 52.1$$

Distributing reveals that a sine function of the form $y = A \sin(\omega x - \phi) + B$ that fits the data is

$$y = 22.1 \sin\left(\frac{\pi}{6}x - \frac{2\pi}{3}\right) + 52.1$$

The graph of $y = 22.1 \sin\left(\frac{\pi}{6}x - \frac{2\pi}{3}\right) + 52.1$ and the scatter plot of the data are shown in Figure 80.

To summarize, these are the steps used to fit a sine function

$$y = A \sin(\omega x - \phi) + B$$

to sinusoidal data.

Steps for Fitting a Sine Function $y = A \sin(\omega x - \phi) + B$ to Data

STEP 1: Determine A , the amplitude of the function.

$$\text{Amplitude} = \frac{\text{largest data value} - \text{smallest data value}}{2}$$

STEP 2: Determine B , the vertical shift of the function.

$$\text{Vertical shift} = \frac{\text{largest data value} + \text{smallest data value}}{2}$$

STEP 3: Determine ω . Since the period T , the time it takes for the data to repeat, is $T = \frac{2\pi}{\omega}$, we have

$$\omega = \frac{2\pi}{T}$$

STEP 4: Determine the horizontal shift of the function by using the period of the data. Divide the period into four subintervals of equal length. Determine the x -coordinate for the maximum of the sine function and the x -coordinate for the maximum value of the data. Use this information to determine the value of the phase shift, $\frac{\phi}{\omega}$.


Now Work PROBLEM 25(a)–(c)

Let's look at another example. Since the number of hours of sunlight in a day cycles annually, the number of hours of sunlight in a day for a given location can be modeled by a sinusoidal function.

The longest day of the year (in terms of hours of sunlight) occurs on the day of the summer solstice. For locations in the Northern Hemisphere, the summer solstice is the time when the Sun is farthest north. In 2018, the summer solstice occurred on June 21 (the 172nd day of the year) at 6:07 AM EDT. The shortest day of the year occurs on the day of the winter solstice, the time when the Sun is farthest south (for locations in the Northern Hemisphere). In 2018, the winter solstice occurred on December 21 (the 355th day of the year) at 5:23 PM (EST).

EXAMPLE 4**Finding a Sinusoidal Function for Hours of Daylight**

According to the *Old Farmer's Almanac*, the number of hours of sunlight in Boston on the day of the summer solstice is 15.28, and the number of hours of sunlight on the day of the winter solstice is 9.07.

- (a) Find a sinusoidal function of the form $y = A \sin(\omega x - \phi) + B$ that fits the data.
- (b) Use the function found in part (a) to predict the number of hours of sunlight in Boston on April 1, the 91st day of the year.
-  (c) Graph the function found in part (a).
- (d) Look up the number of hours of sunlight for April 1 in the *Old Farmer's Almanac* and compare it to the results found in part (b).

Source: The Old Farmer's Almanac, www.almanac.com/rise

Solution

$$\begin{aligned} \text{(a) STEP 1: Amplitude} &= \frac{\text{largest data value} - \text{smallest data value}}{2} \\ &= \frac{15.28 - 9.07}{2} = 3.105 \end{aligned}$$

$$\begin{aligned} \text{STEP 2: Vertical shift} &= \frac{\text{largest data value} + \text{smallest data value}}{2} \\ &= \frac{15.28 + 9.07}{2} = 12.175 \end{aligned}$$

STEP 3: The data repeat every 365 days. Since $T = \frac{2\pi}{\omega} = 365$, we find

$$\omega = \frac{2\pi}{365}$$

$$\text{So far, we have } y = 3.105 \sin\left(\frac{2\pi}{365}x - \phi\right) + 12.175.$$

STEP 4: To determine the horizontal shift, use the period $T = 365$ and divide the interval $[0, 365]$ into four subintervals of length $365 \div 4 = 91.25$:

$$[0, 91.25], [91.25, 182.5], [182.5, 273.75], [273.75, 365]$$

The sine curve is increasing on the interval $[0, 91.25]$ and is decreasing on the interval $[91.25, 273.75]$, so a local maximum occurs at $x = 91.25$. Since the maximum occurs on the summer solstice at $x = 172$, we must shift the graph of the function $172 - 91.25 = 80.75$ units to the right by replacing x by $x - 80.75$. Doing this yields

$$y = 3.105 \sin\left(\frac{2\pi}{365}(x - 80.75)\right) + 12.175$$

Next, multiply out to obtain the form $y = A \sin(\omega x - \phi) + B$.

$$y = 3.105 \sin\left(\frac{2\pi}{365}x - \frac{323\pi}{730}\right) + 12.175$$

- (b) To predict the number of hours of daylight on April 1, let $x = 91$ in the function found in part (a) and obtain

$$y = 3.105 \sin\left(\frac{2\pi}{365} \cdot 91 - \frac{323\pi}{730}\right) + 12.175$$

$$\approx 12.72$$

The prediction is that there will be about 12.72 hours = 12 hours 43 minutes of sunlight on April 1 in Boston.



- (c) The graph of the function found in part (a) is given in Figure 81.

- (d) According to the *Old Farmer's Almanac*, there will be 12 hours 45 minutes of sunlight on April 1 in Boston.

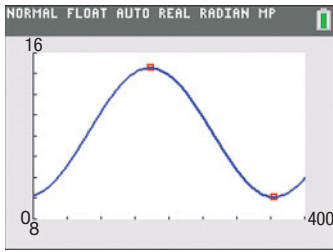


Figure 81

Now Work PROBLEM 31

Certain graphing utilities (such as the TI-83, TI-84 Plus C, and TI-89) have the capability of finding the sine function of best fit for sinusoidal data. At least four data points are required for this process.



EXAMPLE 5

Finding the Sine Function of Best Fit

Use a graphing utility to find the sine function of best fit for the data in Table 11. Graph this function with the scatter plot of the data.

Solution

Enter the data from Table 11 and execute the SINE REGression program. The result is shown in Figure 82.

The output that the utility provides shows the equation

$$y = a \sin(bx + c) + d$$

The sinusoidal function of best fit is

$$y = 21.54 \sin(0.56x - 2.44) + 51.77$$

where x represents the month and y represents the average monthly temperature.

Figure 83 shows the graph of the sinusoidal function of best fit on the scatter plot.

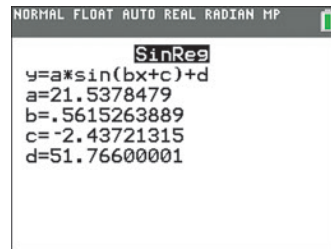


Figure 82

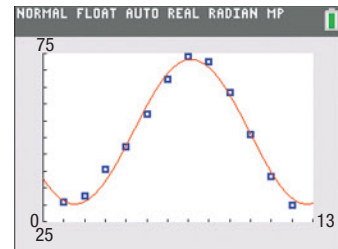


Figure 83

Now Work PROBLEM 25(d) AND (e)

6.6 Assess Your Understanding

Concepts and Vocabulary

1. For the graph of $y = A \sin(\omega x - \phi)$, the number $\frac{\phi}{\omega}$ is called the _____.



2. **True or False** A graphing utility requires only two data points to find the sine function of best fit.

Skill Building

In Problems 3–18, find the amplitude (if one exists), period, and phase shift of each function. Graph each function. Be sure to label key points. Show at least two periods.



3. $y = 4 \sin(2x - \pi)$

4. $y = 3 \sin(3x - \pi)$

5. $y = 2 \cos\left(3x + \frac{\pi}{2}\right)$

6. $y = 3 \cos(2x + \pi)$

7. $y = -3 \sin\left(2x + \frac{\pi}{2}\right)$

8. $y = -2 \cos\left(2x - \frac{\pi}{2}\right)$

9. $y = 4 \sin(\pi x + 2) - 5$

10. $y = 2 \cos(2\pi x + 4) + 4$

11. $y = 3 \cos(\pi x - 2) + 5$

12. $y = 2 \cos(2\pi x - 4) - 1$

13. $y = -3 \sin\left(-2x + \frac{\pi}{2}\right)$

14. $y = -3 \cos\left(-2x + \frac{\pi}{2}\right)$

15. $y = 2 \tan(4x - \pi)$

16. $y = \frac{1}{2} \cot(2x - \pi)$

17. $y = 3 \csc\left(2x - \frac{\pi}{4}\right)$

18. $y = \frac{1}{2} \sec(3x - \pi)$

In Problems 19–22, write an equation of a sine function that has the given characteristics.

19. Amplitude: 2
Period: π
Phase shift: $\frac{1}{2}$

20. Amplitude: 3
Period: $\frac{\pi}{2}$
Phase shift: 2

21. Amplitude: 3
Period: 3π
Phase shift: $-\frac{1}{3}$

22. Amplitude: 2
Period: π
Phase shift: -2

Applications and Extensions

23. **Alternating Current (ac) Circuits** The current I , in amperes, flowing through an ac (alternating current) circuit at time t , in seconds, is

$$I(t) = 120 \sin\left(30\pi t - \frac{\pi}{3}\right) \quad t \geq 0$$

What is the period? What is the amplitude? What is the phase shift? Graph this function over two periods.

24. **Alternating Current (ac) Circuits** The current I , in amperes, flowing through an ac (alternating current) circuit at time t , in seconds, is

$$I(t) = 220 \sin\left(60\pi t - \frac{\pi}{6}\right) \quad t \geq 0$$

What is the period? What is the amplitude? What is the phase shift? Graph this function over two periods.

25. **Hurricanes** Hurricanes are categorized using the Saffir-Simpson Hurricane Scale, with winds 111–130 miles per hour (mph) corresponding to a category 3 hurricane, winds 131–155 mph corresponding to a category 4 hurricane, and winds in excess of 155 mph corresponding to a category 5 hurricane. The data on the right represent the number of major hurricanes in the Atlantic Basin (category 3, 4, or 5) each decade from 1921 to 2010.

- (a) Draw a scatter plot of the data.
 (b) Find a sinusoidal function of the form $y = A \sin(\omega x - \phi) + B$ that models the data.
 (c) Draw the sinusoidal function found in part (b) on the scatter plot.
 (d) Use a graphing utility to find the sinusoidal function of best fit.
 (e) Graph the sinusoidal function of best fit on a scatter plot of the data.


26. **Monthly Temperature** The data on the next page represent the average monthly temperatures for Washington, D.C.

- (a) Draw a scatter plot of the data for one period.
 (b) Find a sinusoidal function of the form $y = A \sin(\omega x - \phi) + B$ that models the data.

Decade, x	Major Hurricanes, H
1921–1930, 1	17
1931–1940, 2	16
1941–1950, 3	29
1951–1960, 4	33
1961–1970, 5	27
1971–1980, 6	16
1981–1990, 7	16
1991–2000, 8	27
2001–2010, 9	33

Source: U.S. National Oceanic and Atmospheric Administration


- (c) Draw the sinusoidal function found in part (b) on the scatter plot.
 (d) Use a graphing utility to find the sinusoidal function of best fit.
 (e) Graph the sinusoidal function of best fit on a scatter plot of the data.



Month, x	Average Monthly Temperature, °F
January, 1	36.0
February, 2	39.0
March, 3	46.8
April, 4	56.8
May, 5	66.0
June, 6	75.2
July, 7	79.8
August, 8	78.1
September, 9	71.0
October, 10	59.5
November, 11	49.6
December, 12	39.7

Source: U.S. National Oceanic and Atmospheric Administration

- 27. Monthly Temperature** The following data represent the average monthly temperatures for Indianapolis, Indiana.

Month, x	Average Monthly Temperature, °F
January, 1	28.1
February, 2	32.1
March, 3	42.2
April, 4	53.0
May, 5	62.7
June, 6	72.0
July, 7	75.4
August, 8	74.2
September, 9	66.9
October, 10	55.0
November, 11	43.6
December, 12	31.6

Source: U.S. National Oceanic and Atmospheric Administration

- (a) Draw a scatter plot of the data for one period.
 (b) Find a sinusoidal function of the form

$$y = A \sin(\omega x - \phi) + B$$

that models the data.



- (c) Draw the sinusoidal function found in part (b) on the scatter plot.
 (d) Use a graphing utility to find the sinusoidal function of best fit.
 (e) Graph the sinusoidal function of best fit on a scatter plot of the data.

- 28. Monthly Temperature** The following data represent the average monthly temperatures for Baltimore, Maryland.

- (a) Draw a scatter plot of the data for one period.
 (b) Find a sinusoidal function of the form $y = A \sin(\omega x - \phi) + B$ that models the data.

- (c) Draw the sinusoidal function found in part (b) on the scatter plot.



- (d) Use a graphing utility to find the sinusoidal function of best fit.
 (e) Graph the sinusoidal function of best fit on a scatter plot of the data.



Month, x	Average Monthly Temperature, °F
January, 1	32.9
February, 2	35.8
March, 3	43.6
April, 4	53.7
May, 5	62.9
June, 6	72.4
July, 7	77.0
August, 8	75.1
September, 9	67.8
October, 10	56.1
November, 11	46.5
December, 12	36.7

Source: U.S. National Oceanic and Atmospheric Administration

- 29. Tides** The length of time between consecutive high tides is 12 hours and 25 minutes. According to the National Oceanic and Atmospheric Administration, on Saturday, April 21, 2018, in Charleston, South Carolina, high tide occurred at 12:25 AM (0.42 hours) and low tide occurred at 7:05 AM (7.08 hours). Water heights are measured as the amounts above or below the mean lower low water. The height of the water at high tide was 5.88 feet, and the height of the water at low tide was 0.06 foot.

- (a) Approximately when did the next high tide occur?
 (b) Find a sinusoidal function of the form

$$y = A \sin(\omega x - \phi) + B$$

that models the data.

- (c) Use the function found in part (b) to predict the height of the water at 5 PM.


- 30. Tides** The length of time between consecutive high tides is 12 hours and 25 minutes. According to the National Oceanic and Atmospheric Administration, on Saturday, April 21, 2018, in Sitka, Alaska, high tide occurred at 4:51 AM (4.85 hours) and low tide occurred at 11:50 AM (11.83 hours). Water heights are measured as the amounts above or below the mean lower low water. The height of the water at high tide was 10.03 feet, and the height of the water at low tide was -0.46 feet.

- (a) Approximately when did the next high tide occur?
 (b) Find a sinusoidal function of the form

$$y = A \sin(\omega x - \phi) + B$$

that models the data.

- (c) Use the function found in part (b) to predict the height of the water at 3 PM.

-  **31. Hours of Daylight** According to the *Old Farmer's Almanac*, in Miami, Florida, the number of hours of sunlight on the summer solstice of 2018 was 13.75, and the number of hours of sunlight on the winter solstice was 10.52.

(a) Find a sinusoidal function of the form

$$y = A \sin(\omega x - \phi) + B$$

that models the data.

- (b) Use the function found in part (a) to predict the number of hours of sunlight on April 1, the 91st day of the year.
 (c) Draw a graph of the function found in part (a).
 (d) Look up the number of hours of sunlight for April 1 in the *Old Farmer's Almanac*, and compare the actual hours of daylight to the results found in part (b).
- 32. Hours of Daylight** According to the *Old Farmer's Almanac*, in Detroit, Michigan, the number of hours of sunlight on the summer solstice of 2018 was 15.27, and the number of hours of sunlight on the winter solstice was 9.07.
- (a) Find a sinusoidal function of the form

$$y = A \sin(\omega x - \phi) + B$$

that models the data.

- (b) Use the function found in part (a) to predict the number of hours of sunlight on April 1, the 91st day of the year.
 (c) Draw a graph of the function found in part (a).
 (d) Look up the number of hours of sunlight for April 1 in the *Old Farmer's Almanac*, and compare the actual hours of daylight to the results found in part (b).
- 33. Hours of Daylight** According to the *Old Farmer's Almanac*, in Anchorage, Alaska, the number of hours of sunlight on the summer solstice of 2018 was 19.37, and the number of hours of sunlight on the winter solstice was 5.45.
- (a) Find a sinusoidal function of the form

$$y = A \sin(\omega x - \phi) + B$$

that models the data.

- (b) Use the function found in part (a) to predict the number of hours of sunlight on April 1, the 91st day of the year.
 (c) Draw a graph of the function found in part (a).
 (d) Look up the number of hours of sunlight for April 1 in the *Old Farmer's Almanac*, and compare the actual hours of daylight to the results found in part (b).

- 34. Hours of Daylight** According to the *Old Farmer's Almanac*, in Honolulu, Hawaii, the number of hours of sunlight on the summer solstice of 2018 was 13.42, and the number of hours of sunlight on the winter solstice was 10.83.
- (a) Find a sinusoidal function of the form

$$y = A \sin(\omega x - \phi) + B$$

that models the data.

- (b) Use the function found in part (a) to predict the number of hours of sunlight on April 1, the 91st day of the year.
 (c) Draw a graph of the function found in part (a).
 (d) Look up the number of hours of sunlight for April 1 in the *Old Farmer's Almanac*, and compare the actual hours of daylight to the results found in part (b).
- 35. Challenge Problem Coaster Motion** A wooden roller coaster at Six Flags contains a run in the shape of a sinusoidal curve, with a series of hills. The crest of each hill is 106 feet above the ground. If it takes a car 1.8 seconds to go from the top of a hill to the bottom (4 feet off the ground), find a sinusoidal function of the form

$$y = A \sin(\omega t - \phi) + B$$



that models the motion of the coaster train during this run starting at the top of a hill.

Discussion and Writing

- 36.** Explain how the amplitude and period of a sinusoidal graph are used to establish the scale on each coordinate axis.
- 37.** Find an application in your major field that leads to a sinusoidal graph. Write an account of your findings.

Retain Your Knowledge

Problems 38–47 are based on material learned earlier in the course. The purpose of these problems is to keep the material fresh in your mind so that you are better prepared for the final exam.

- 38.** Given $f(x) = \frac{4x + 9}{2}$, find $f^{-1}(x)$.
- 39.** Solve: $0.25(0.4x + 0.8) = 3.7 - 1.4x$
- 40.** Multiply: $(8x + 15y)^2$
- 41.** Find the exact distance between the points $(4, -1)$ and $(10, 3)$.
- 42.** Solve: $|3x + 4| = |5x - 7|$
-  **43.** Given $y = x\sqrt{x + 4}$, let $u = x + 4$ and express y in terms of u .
-  **44.** If $x = a \sin t$, $a > 0$, and $-\frac{\pi}{2} \leq t \leq \frac{\pi}{2}$, find $\cos t$.
- 45.** A rectangular garden is enclosed by 54 feet of fencing. If the length of the garden is 3 feet more than twice the width, what are the dimensions of the garden?
- 46.** Find the vertical asymptotes, if any, of the graph of $R(x) = \frac{x^2 - 25}{x^2 - 2x - 15}$.
- 47.** Write $\log_2(8x^2y^5)$ as a sum of logarithms. Express powers as factors.

Chapter Review

Things to Know

Definitions

Angle in standard position (p. 362)

Vertex is at the origin; initial side is along the positive x -axis.

1 Degree (1°) (p. 363)

$$1^\circ = \frac{1}{360} \text{ revolution}$$

1 Radian (pp. 364–365)

The measure of a central angle of a circle whose rays subtend an arc whose length is equal to the radius of the circle.

Trigonometric functions (p. 376)

$P = (x, y)$ is the point on the unit circle corresponding to $\theta = t$ radians.

$$\sin t = \sin \theta = y \qquad \cos t = \cos \theta = x \qquad \tan t = \tan \theta = \frac{y}{x}, x \neq 0$$

$$\csc t = \csc \theta = \frac{1}{y}, y \neq 0 \qquad \sec t = \sec \theta = \frac{1}{x}, x \neq 0 \qquad \cot t = \cot \theta = \frac{x}{y}, y \neq 0$$

Trigonometric functions using a circle of radius r (p. 386)

For an angle θ in standard position, $P = (x, y)$ is the point on the terminal side of θ that is also on the circle $x^2 + y^2 = r^2$.

$$\sin \theta = \frac{y}{r} \qquad \cos \theta = \frac{x}{r} \qquad \tan \theta = \frac{y}{x}, x \neq 0$$

$$\csc \theta = \frac{r}{y}, y \neq 0 \qquad \sec \theta = \frac{r}{x}, x \neq 0 \qquad \cot \theta = \frac{x}{y}, y \neq 0$$

Periodic function (p. 395)

A function f is periodic if for some number $p > 0$ for which $\theta + p$ is in the domain of f whenever θ is, then $f(\theta + p) = f(\theta)$. The smallest such p is the fundamental period.

Formulas

1 counterclockwise

revolution = 360° (p. 364)

$$= 2\pi \text{ radians (p. 366)}$$

$$1^\circ = \frac{\pi}{180} \text{ radian (p. 366); } 1 \text{ radian} = \frac{180}{\pi} \text{ degrees (p. 366)}$$

Arc length: $s = r\theta$ (p. 365)

θ is measured in radians; s is the length of the arc subtended by the central angle θ of the circle of radius r .

Area of a sector: $A = \frac{1}{2}r^2\theta$ (p. 368)

A is the area of the sector of a circle of radius r formed by a central angle of θ radians.

Linear speed: $v = \frac{s}{t}$ (p. 369)

v is linear speed, distance per unit time.

Angular speed: $\omega = \frac{\theta}{t}$ (p. 369)

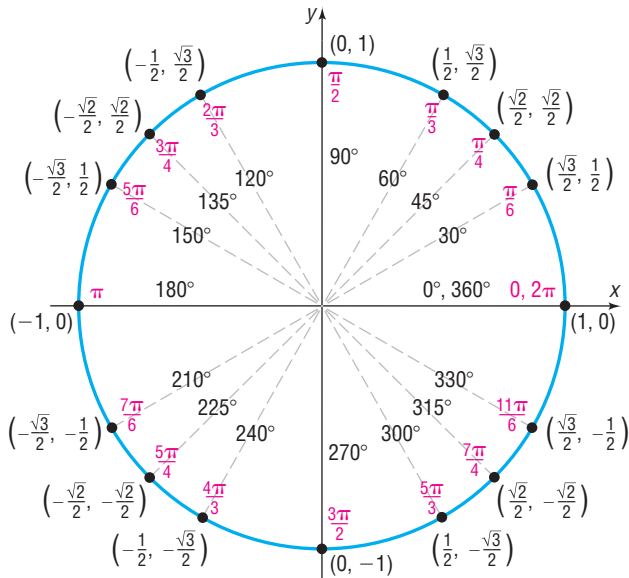
ω is angular speed measured in radians per unit time.

$$v = r\omega \text{ (p. 369)}$$

Table of Values (pp. 379 and 383)

θ (Radians)	θ (Degrees)	$\sin \theta$	$\cos \theta$	$\tan \theta$	$\csc \theta$	$\sec \theta$	$\cot \theta$
0	0°	0	1	0	Not defined	1	Not defined
$\frac{\pi}{6}$	30°	$\frac{1}{2}$	$\frac{\sqrt{3}}{2}$	$\frac{\sqrt{3}}{3}$	2	$\frac{2\sqrt{3}}{3}$	$\sqrt{3}$
$\frac{\pi}{4}$	45°	$\frac{\sqrt{2}}{2}$	$\frac{\sqrt{2}}{2}$	1	$\sqrt{2}$	$\sqrt{2}$	1
$\frac{\pi}{3}$	60°	$\frac{\sqrt{3}}{2}$	$\frac{1}{2}$	$\sqrt{3}$	$\frac{2\sqrt{3}}{3}$	2	$\frac{\sqrt{3}}{3}$
$\frac{\pi}{2}$	90°	1	0	Not defined	1	Not defined	0
π	180°	0	-1	0	Not defined	-1	Not defined
$\frac{3\pi}{2}$	270°	-1	0	Not defined	-1	Not defined	0

The Unit Circle (pp. 375–385)



Fundamental identities (pp. 397–399)

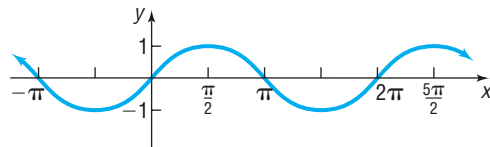
Quotient identities: $\tan \theta = \frac{\sin \theta}{\cos \theta}$ $\cot \theta = \frac{\cos \theta}{\sin \theta}$

Reciprocal identities: $\csc \theta = \frac{1}{\sin \theta}$ $\sec \theta = \frac{1}{\cos \theta}$ $\cot \theta = \frac{1}{\tan \theta}$

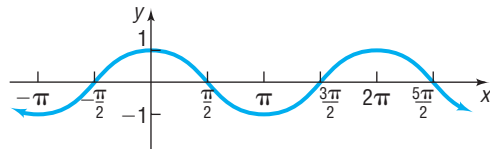
Pythagorean identities: $\sin^2 \theta + \cos^2 \theta = 1$ $\tan^2 \theta + 1 = \sec^2 \theta$ $\cot^2 \theta + 1 = \csc^2 \theta$

Properties of the trigonometric functions (pp. 393–395, 402)

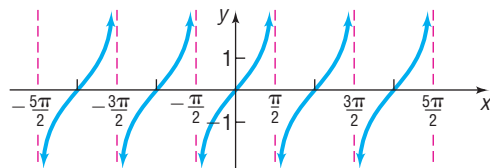
$y = \sin x$ (p. 408) Domain: $-\infty < x < \infty$
 Range: $-1 \leq y \leq 1$
 Periodic: period = 2π (360°)
 Odd function



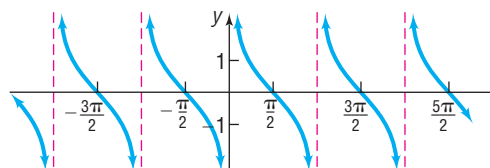
$y = \cos x$ (pp. 409–410) Domain: $-\infty < x < \infty$
 Range: $-1 \leq y \leq 1$
 Periodic: period = 2π (360°)
 Even function



$y = \tan x$ (p. 423) Domain: $-\infty < x < \infty$, except odd integer
 multiples of $\frac{\pi}{2}$ (90°)
 Range: $-\infty < y < \infty$
 Periodic: period = π (180°)
 Odd function
 Vertical asymptotes at odd integer multiples of $\frac{\pi}{2}$

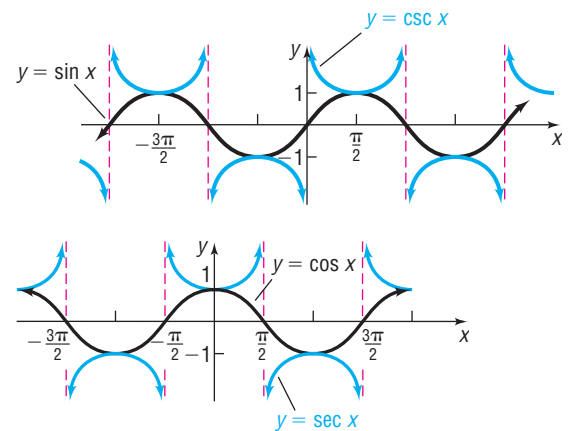


$y = \cot x$ (p. 424) Domain: $-\infty < x < \infty$, except integer multiples
 of π (180°)
 Range: $-\infty < y < \infty$
 Periodic: period = π (180°)
 Odd function
 Vertical asymptotes at integer multiples of π



$y = \csc x$ (p. 426) Domain: $-\infty < x < \infty$, except integer multiples of π (180°)
 Range: $|y| \geq 1$ ($y \leq -1$ or $y \geq 1$)
 Periodic: period = 2π (360°)
 Odd function

$y = \sec x$ (p. 426) Domain: $-\infty < x < \infty$, except odd integer multiples of $\frac{\pi}{2}$ (90°)
 Range: $|y| \geq 1$ ($y \leq -1$ or $y \geq 1$)
 Periodic: period = 2π (360°)
 Even function
 Vertical asymptotes at odd integer multiples of $\frac{\pi}{2}$



Sinusoidal Graphs

$$y = A \sin(\omega x) + B, \quad \omega > 0 \quad \text{Period} = \frac{2\pi}{\omega} \text{ (pp. 412, 430)}$$

$$y = A \cos(\omega x) + B, \quad \omega > 0 \quad \text{Amplitude} = |A| \text{ (pp. 412, 430)}$$

$$y = A \sin(\omega x - \phi) + B = A \sin\left[\omega\left(x - \frac{\phi}{\omega}\right)\right] + B \quad \text{Phase shift} = \frac{\phi}{\omega} \text{ (p. 430)}$$

$$y = A \cos(\omega x - \phi) + B = A \cos\left[\omega\left(x - \frac{\phi}{\omega}\right)\right] + B$$

Objectives

Section	You should be able to...	Example(s)	Review Exercises
6.1	1 Angles and degree measure (p. 362)	1	
	2 Convert between decimal and degree, minute, second measures for angles (p. 364)	2	48
	3 Find the length of an arc of a circle (p. 365)	3	49, 50
	4 Convert from degrees to radians and from radians to degrees (p. 366)	4–6	1–4
	5 Find the area of a sector of a circle (p. 368)	7	49
	6 Find the linear speed of an object traveling in circular motion (p. 369)	8	51, 52
6.2	1 Find the exact values of the trigonometric functions using a point on the unit circle (p. 377)	1	45, 55
	2 Find the exact values of the trigonometric functions of quadrantal angles (p. 378)	2, 3	9, 55
	3 Find the exact values of the trigonometric functions of $\frac{\pi}{4} = 45^\circ$ (p. 380)	4, 5	5, 6
	4 Find the exact values of the trigonometric functions of $\frac{\pi}{6} = 30^\circ$ and $\frac{\pi}{3} = 60^\circ$ (p. 381)	6–8	5, 6
	5 Find the exact values of the trigonometric functions for integer multiples of $\frac{\pi}{6} = 30^\circ$, $\frac{\pi}{4} = 45^\circ$, and $\frac{\pi}{3} = 60^\circ$ (p. 383)	9, 10	7, 8, 10, 55
	6 Use a calculator to approximate the value of a trigonometric function (p. 385)	11	41, 42
	7 Use a circle of radius r to evaluate the trigonometric functions (p. 386)	12	46

(continued)

Section	You should be able to...	Example(s)	Review Exercises
6.3	1 Determine the domain and the range of the trigonometric functions (p. 393)	pp. 393–394	47
	2 Determine the period of the trigonometric functions (p. 395)	1	47
	3 Determine the signs of the trigonometric functions in a given quadrant (p. 396)	2	43, 44
	4 Find the values of the trigonometric functions using fundamental identities (p. 397)	3, 4	11–15
	5 Find the exact values of the trigonometric functions of an angle given one of the functions and the quadrant of the angle (p. 399)	5, 6	16–23
	6 Use even-odd properties to find the exact values of the trigonometric functions (p. 402)	7	13–15
6.4	1 Graph the sine function $y = \sin x$ and functions of the form $y = A \sin(\omega x)$ (p. 407)	1, 2	24
	2 Graph the cosine function $y = \cos x$ and functions of the form $y = A \cos(\omega x)$ (p. 409)	3	25
	3 Determine the amplitude and period of sinusoidal functions (p. 410)	4	33–38
	4 Graph sinusoidal functions using key points (p. 412)	5–7	24, 25, 35
	5 Find an equation for a sinusoidal graph (p. 416)	8, 9	39, 40
6.5	1 Graph the tangent function $y = \tan x$ and the cotangent function $y = \cot x$ (p. 422)		26, 28
	2 Graph functions of the form $y = A \tan(\omega x) + B$ and $y = A \cot(\omega x) + B$ (p. 424)	1, 2	27, 32
	3 Graph the cosecant function $y = \csc x$ and the secant function $y = \sec x$ (p. 425)		30
	4 Graph functions of the form $y = A \csc(\omega x) + B$ and $y = A \sec(\omega x) + B$ (p. 426)	3	29
6.6	1 Graph sinusoidal functions of the form $y = A \sin(\omega x - \phi) + B$ (p. 429)	1, 2	31, 35–38, 53(d)
	2 Build sinusoidal models from data (p. 433)	3–5	54

Review Exercises

In Problems 1 and 2, convert each angle in degrees to radians. Express your answer as a multiple of π .

1. 135°

2. 18°

In Problems 3 and 4, convert each angle in radians to degrees.

3. $\frac{3\pi}{4}$

4. $-\frac{5\pi}{2}$

In Problems 5–15, find the exact value of each expression. Do not use a calculator.

5. $\tan \frac{\pi}{4} - \sin \frac{\pi}{6}$

6. $3 \sin 45^\circ - 4 \tan \frac{\pi}{6}$

7. $6 \cos \frac{3\pi}{4} + 2 \tan\left(-\frac{\pi}{3}\right)$

8. $\sec\left(-\frac{\pi}{3}\right) - \cot\left(-\frac{5\pi}{4}\right)$

9. $\tan \pi + \sin \pi$

10. $\cos 540^\circ - \tan(-405^\circ)$

11. $\sin^2 20^\circ + \frac{1}{\sec^2 20^\circ}$

12. $\sec 50^\circ \cos 50^\circ$

13. $\frac{\cos(-40^\circ)}{\cos 40^\circ}$

14. $\frac{\sin(-40^\circ)}{\sin 40^\circ}$

15. $\sin 310^\circ \csc(-50^\circ)$

In Problems 16–23, find the exact value of each of the remaining trigonometric functions.

16. $\sin \theta = \frac{4}{5}$, θ is acute

17. $\tan \theta = \frac{12}{5}$, $\sin \theta < 0$

18. $\sec \theta = -\frac{5}{4}$, $\tan \theta < 0$

19. $\sin \theta = \frac{12}{13}$, θ in quadrant II

20. $\sin \theta = -\frac{5}{13}$, $\frac{3\pi}{2} < \theta < 2\pi$

21. $\tan \theta = \frac{1}{3}$, $180^\circ < \theta < 270^\circ$

22. $\sec \theta = 3$, $\frac{3\pi}{2} < \theta < 2\pi$

23. $\cot \theta = -2$, $\frac{\pi}{2} < \theta < \pi$

In Problems 24–32, graph each function. Each graph should contain at least two periods. Use the graph to determine the domain and the range of each function.

24. $y = 2 \sin(4x)$

25. $y = -3 \cos(2x)$

26. $y = \tan(x + \pi)$

27. $y = -2 \tan(3x)$

28. $y = \cot\left(x + \frac{\pi}{4}\right)$

29. $y = 4 \sec(2x)$

30. $y = \csc\left(x + \frac{\pi}{4}\right)$

31. $y = 4 \sin(2x + 4) - 2$

32. $y = 5 \cot\left(\frac{x}{3} - \frac{\pi}{4}\right)$

In Problems 33 and 34, determine the amplitude and period of each function without graphing.

33. $y = \sin(2x)$

34. $y = -2 \cos(3\pi x)$

In Problems 35–38, find the amplitude, period, and phase shift of each function. Graph each function. Show at least two periods.

35. $y = 4 \sin(3x)$

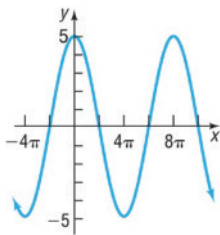
36. $y = -\cos\left(\frac{1}{2}x + \frac{\pi}{2}\right)$

37. $y = \frac{1}{2} \sin\left(\frac{3}{2}x - \pi\right)$

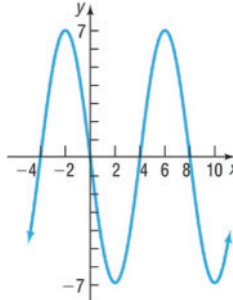
38. $y = -\frac{2}{3} \cos(\pi x - 6)$

In Problems 39 and 40, find a function whose graph is given.

39.



40.



41. Use a calculator to approximate $\sin \frac{\pi}{8}$. Round the answer to two decimal places.
42. Use a calculator to approximate $\sec 10^\circ$. Round the answer to two decimal places.
43. Determine the signs of the six trigonometric functions of an angle θ whose terminal side is in quadrant III.
44. Name the quadrant θ lies in if $\cos \theta > 0$ and $\tan \theta < 0$.
45. Find the exact values of the six trigonometric functions of t if $P = \left(-\frac{1}{3}, \frac{2\sqrt{2}}{3}\right)$ is the point on the unit circle that corresponds to t .
46. Find the exact value of $\sin t$, $\cos t$, and $\tan t$ if $P = (-2, 5)$ is the point on a circle that corresponds to t .
47. What are the domain and the range of the secant function? What is the period?
48. (a) Convert the angle $32^\circ 20' 35''$ to a decimal in degrees. Round the answer to two decimal places.

- (b) Convert the angle 63.18° to $D^\circ M' S''$ form. Express the answer to the nearest second.

49. Find the length of the arc subtended by a central angle of 30° on a circle of radius 2 feet. What is the area of the sector?
50. The minute hand of a clock is 8 inches long. How far does the tip of the minute hand move in 30 minutes? How far does it move in 20 minutes?
51. **Angular Speed of a Race Car** A race car is driven around a circular track at a constant speed of 180 miles per hour. If the diameter of the track is $\frac{1}{2}$ mile, what is the angular speed of the car? Express your answer in revolutions per hour (which is equivalent to laps per hour).
52. **Lighthouse Beacons** The Montauk Point Lighthouse on Long Island has dual beams (two light sources opposite each other). Ships at sea observe a blinking light every 5 seconds. What rotation speed is required to achieve this?

- 53. Alternating Current** The current I , in amperes, flowing through an ac (alternating current) circuit at time t is

$$I(t) = 220 \sin\left(30\pi t + \frac{\pi}{6}\right) \quad t \geq 0$$

- (a) What is the period?
 (b) What is the amplitude?
 (c) What is the phase shift?
 (d) Graph this function over two periods.

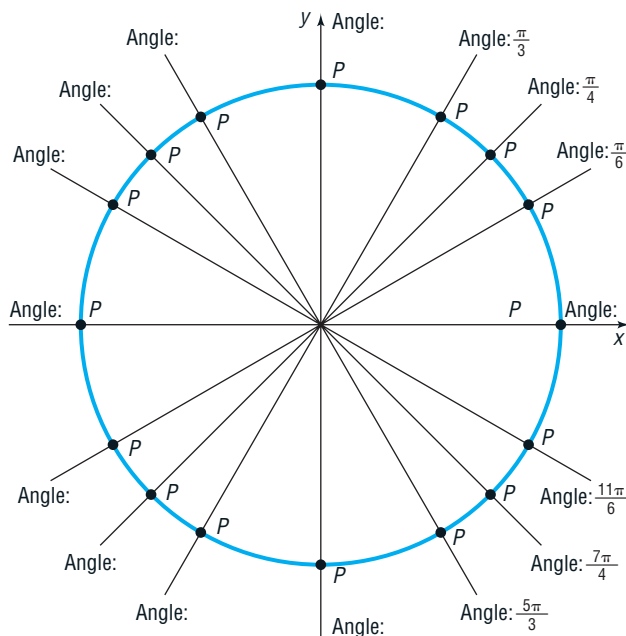
- 54. Monthly Temperature** The data below represent the average monthly temperatures for Phoenix, Arizona.

- (a) Draw a scatter plot of the data for one period.
 (b) Find a sinusoidal function of the form $y = A \sin(\omega x - \phi) + B$ that models the data.
 (c) Draw the sinusoidal function found in part (b) on the scatter plot.
 (d) Use a graphing utility to find the sinusoidal function of best fit.
 (e) Graph the sinusoidal function of best fit on the scatter plot.

Month, x	Average Monthly Temperature, °F
January, 1	56
February, 2	60
March, 3	65
April, 4	73
May, 5	82
June, 6	91
July, 7	95
August, 8	94
September, 9	88
October, 10	77
November, 11	64
December, 12	55

Source: U.S. National Oceanic and Atmospheric Administration

- 55. Unit Circle** On the given unit circle, fill in the missing angles ($0 \leq \theta \leq 2\pi$) and the corresponding points P .



Chapter Test

CHAPTER Test Prep VIDEOS

The Chapter Test Prep Videos include step-by-step solutions to all chapter test exercises. These videos are available in MyLab™ Math, or on this text's YouTube Channel. Refer to the Preface for a link to the YouTube channel.

In Problems 1–3, convert each angle in degrees to radians. Express your answer as a multiple of π .

1. 260° 2. -400° 3. 13°

In Problems 4–6, convert each angle in radians to degrees.

4. $-\frac{\pi}{8}$ 5. $\frac{9\pi}{2}$ 6. $\frac{3\pi}{4}$

In Problems 7–12, find the exact value of each expression.

7. $\sin \frac{\pi}{6}$ 8. $\cos\left(-\frac{5\pi}{4}\right) - \cos \frac{3\pi}{4}$
 9. $\cos(-120^\circ)$ 10. $\tan 330^\circ$
 11. $\sin \frac{\pi}{2} - \tan \frac{19\pi}{4}$ 12. $2 \sin^2 60^\circ - 3 \cos 45^\circ$

In Problems 13–16, use a calculator to evaluate each expression. Round your answer to three decimal places.

13. $\sin 17^\circ$ 14. $\cos \frac{2\pi}{5}$
 15. $\sec 229^\circ$ 16. $\cot \frac{28\pi}{9}$

17. Fill in each table entry with the sign of each function.

	$\sin \theta$	$\cos \theta$	$\tan \theta$	$\sec \theta$	$\csc \theta$	$\cot \theta$
θ in QI						
θ in QII						
θ in QIII						
θ in QIV						

18. If $f(x) = \sin x$ and $f(a) = \frac{3}{5}$, find $f(-a)$.

In Problems 19–21, find the value of the remaining five trigonometric functions of θ .

19. $\sin \theta = \frac{5}{7}$, θ in quadrant II 20. $\cos \theta = \frac{2}{3}$, $\frac{3\pi}{2} < \theta < 2\pi$
21. $\tan \theta = -\frac{12}{5}$, $\frac{\pi}{2} < \theta < \pi$

In Problems 22–24, the point (x, y) is on the terminal side of angle θ in standard position. Find the exact value of the given trigonometric function.

22. $(2, 7)$, $\sin \theta$ 23. $(-5, 11)$, $\cos \theta$
24. $(6, -3)$, $\tan \theta$

In Problems 25 and 26, graph the function.

25. $y = 2 \sin\left(\frac{x}{3} - \frac{\pi}{6}\right)$ 26. $y = \tan\left(-x + \frac{\pi}{4}\right) + 2$

Cumulative Review

1. Find the real solutions, if any, of the equation

$$2x^2 + x - 1 = 0$$

2. Find an equation for the line with slope -3 containing the point $(-2, 5)$.
3. Find an equation for a circle of radius 4 and center at the point $(0, -2)$.
4. Describe the equation $2x - 3y = 12$. Graph it.
5. Describe the equation $x^2 + y^2 - 2x + 4y - 4 = 0$. Graph it.
6. Use transformations to graph the function

$$y = (x - 3)^2 + 4$$

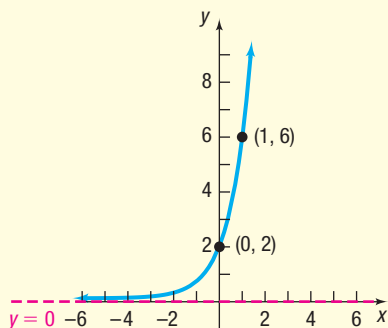
7. Sketch a graph of each of the following functions. Label at least three points on each graph.

- (a) $y = x^2$ (b) $y = x^3$
 (c) $y = e^x$ (d) $y = \ln x$
 (e) $y = \sin x$ (f) $y = \tan x$

8. Find the inverse function of $f(x) = 3x - 2$.
9. Find the exact value of $(\sin 14^\circ)^2 + (\cos 14^\circ)^2 - 3$.
10. Graph $y = 3 \sin(2x)$.

11. Find the exact value of $\tan \frac{\pi}{4} - 3 \cos \frac{\pi}{6} + \csc \frac{\pi}{6}$.

12. Find an exponential function for the following graph. Express your answer in the form $y = Ab^x$.



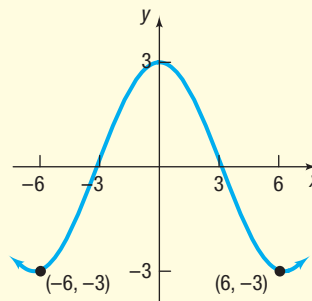
27. Write an equation for a sinusoidal graph with the following properties:

$$A = -3 \quad \text{period} = \frac{2\pi}{3} \quad \text{phase shift} = -\frac{\pi}{4}$$

28. Logan has a garden in the shape of a sector of a circle; the outer rim of the garden is 25 feet long and the central angle of the sector is 50° . She wants to add a 3-foot-wide walk to the outer rim. How many square feet of paving blocks will she need to build the walk?
29. Hungarian Adrian Annus won the gold medal for the hammer throw at the 2004 Olympics in Athens with a winning distance of 83.19 meters.* The event consists of swinging a 16-pound weight attached to a wire 190 centimeters long in a circle and then releasing it. Assuming his release is at a 45° angle to the ground, the hammer will travel a distance of $\frac{v_0^2}{g}$ meters, where $g = 9.8$ meters/second² and v_0 is the linear speed of the hammer when released. At what rate (rpm) was he swinging the hammer upon release?

*Annus was stripped of his medal after refusing to cooperate with postmedal drug testing.

13. Find a sinusoidal function for the following graph.



14. (a) Find a linear function that contains the points $(-2, 3)$ and $(1, -6)$. What is the slope? What are the intercepts of the function? Graph the function. Be sure to label the intercepts.
- (b) Find a quadratic function with vertex $(1, -6)$ that contains the point $(-2, 3)$. What are the intercepts of the function? Graph the function.
- (c) Show that there is no exponential function of the form $f(x) = ae^x$ that contains the points $(-2, 3)$ and $(1, -6)$.
15. (a) Find a polynomial function of degree 3 whose y-intercept is 5 and whose x-intercepts are $-2, 3$, and 5 . Graph the function.
- (b) Find a rational function whose y-intercept is 5 and whose x-intercepts are $-2, 3$, and 5 that has the line $x = 2$ as a vertical asymptote. Graph the function.

Chapter Projects



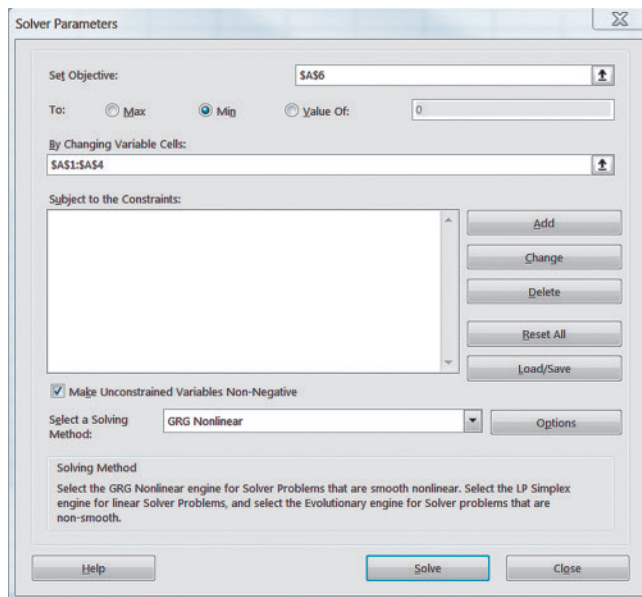
Internet-based Project

I. Length of Day Revisited Go to <http://en.wikipedia.org/wiki/latitude> and read about latitude. Then go to <http://www.orchidculture.com/COD/daylength.html>.

- For a particular latitude, record in a table the length of day for the various days of the year. For January 1, use 1 as the day, for January 16, use 16 as the day, for February 1, use 32 as the day, and so on. Enter the data into an Excel spreadsheet using column B for the day of the year and column C for the length of day.
- Draw a scatter plot of the data with day of the year as the independent variable and length of day as the dependent variable using Excel. (The Chapter 3 project describes how to draw a scatter plot in Excel.)
- Determine the sinusoidal function of best fit, $y = A \sin(Bx + C) + D$, as follows:
 - Enter initial guesses for the values of A , B , C , and D into column A with the value of A in cell A1, B in cell A2, C in cell A3, and D in cell A4.
 - Enter “=A\$1*sin(A\$2*B1+A\$3)+A\$4” into cell D1. Copy this cell entry into the cells below D1 for as many rows as there are data. For example, if column C goes to row 23, then column D should also go to row 23.
 - Enter “=(D1-C1)^2” into cell E1. Copy this entry below cell E1 as described in part 3(b).
 - The idea behind curve fitting is to make the sum of the squared differences between what is predicted and actual observations as small as possible. Enter “=sum(E1..E#)” into cell A6, where # represents the row number of the last data point. For example, if you have 23 rows of data, enter “=sum(E1..E23)” in cell A6.
 - Now, install the Solver feature of Excel. To do this, click the File tab, and then select Options. Select Add-Ins. In the drop-down menu entitled “Manage,” choose Excel Add-ins, and then click G Check

the box entitled “Solver Add-in” and click OK. The Solver add-in is now available in the Data tab. Choose Solver. Fill in the screen as shown below.

Click Solve. The values for A , B , C , and D are located in cells A1–A4. What is the sinusoidal function of best fit?



Citation: Excel © 2018 Microsoft Corporation. Used with permission from Microsoft.

- Determine the longest day of the year according to your model. What is the day length on the longest day of the year? Determine the shortest day of the year according to your model. What is the day length on the shortest day of the year?
- On which days is the day length exactly 12 hours according to your model?
- Look up the day on which the vernal equinox and autumnal equinox occur. How do they match up with the results obtained in part 5?
- Do you think your model accurately describes the relation between day of the year and length of day?
- Use your model to predict the hours of daylight for the latitude you selected for various days of the year. Go to the *Old Farmer's Almanac* or other website (such as <http://astro.unl.edu/classaction/animations/coordsmotion/daylighthousexplorer.html>) to determine the hours of daylight for the latitude you selected. How do the two compare?

The following projects are available on the Instructor's Resource Center (IRC):

- Tides** Data from a tide table are used to build a sine function that models tides.
- Project at Motorola Digital Transmission over the Air** Learn how Motorola Corporation transmits digital sequences by modulating the phase of the carrier waves.
- Identifying Mountain Peaks in Hawaii** The visibility of a mountain is affected by its altitude, its distance from the viewer, and the curvature of Earth's surface. Trigonometry can be used to determine whether a distant object can be seen.
- CBL Experiment** Technology is used to model and study the effects of damping on sound waves.

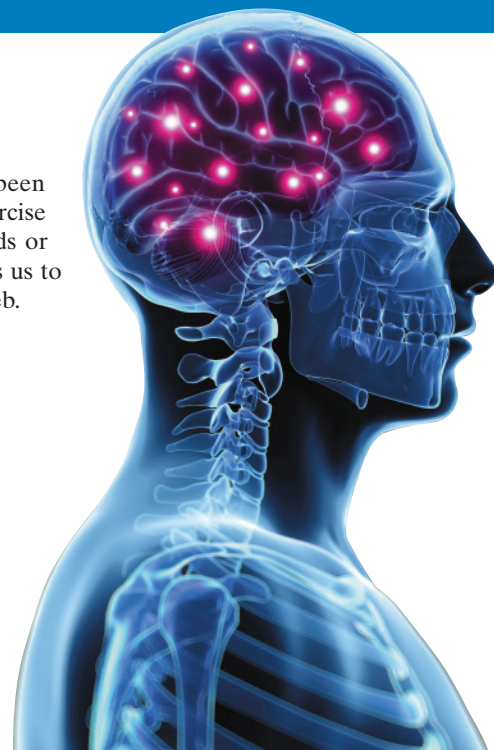
Analytic Trigonometry

7

Mapping Your Mind

The ability to organize material in your mind is key to understanding. You have been exposed to a lot of concepts at this point in the course, and it is a worthwhile exercise to organize the material. In the past, we might organize material using index cards or an outline. But in today's digital world, we can use interesting software that enables us to digitally organize the material that is in our mind and share it with anyone on the Web.

 — See the Internet-based Chapter Project I—



A Look Back

Chapter 5 introduced inverse functions and developed their properties, particularly the relationship between the domain and range of a function and those of its inverse. We learned that only functions that are one-to-one have an inverse function. But sometimes an appropriate restriction on the domain of a function that is not one-to-one yields a new function that is one-to-one. Then the function defined on the restricted domain has an inverse function. Also, we saw that the graphs of a function and its inverse are symmetric with respect to the line $y = x$.

Chapter 5 continued by defining two transcendental functions: the exponential function and the inverse of the exponential function, the logarithmic function. Chapter 6 defined six more transcendental functions, the trigonometric functions, and discussed their properties.

A Look Ahead

The first two sections of this chapter define the six inverse trigonometric functions and investigate their properties. Section 7.3 discusses equations that contain trigonometric functions. Sections 7.4 through 7.7 continue the derivation of identities. These identities play an important role in calculus, the physical and life sciences, and economics, where they are used to simplify complicated expressions.

Outline

- 7.1 The Inverse Sine, Cosine, and Tangent Functions
 - 7.2 The Inverse Trigonometric Functions (Continued)
 - 7.3 Trigonometric Equations
 - 7.4 Trigonometric Identities
 - 7.5 Sum and Difference Formulas
 - 7.6 Double-angle and Half-angle Formulas
 - 7.7 Product-to-Sum and Sum-to-Product Formulas
- Chapter Review
Chapter Test
Cumulative Review
Chapter Projects

7.1 The Inverse Sine, Cosine, and Tangent Functions

PREPARING FOR THIS SECTION Before getting started, review the following:

- Inverse Functions (Section 5.2, pp. 267–274)
- Values of the Trigonometric Functions (Section 6.2, pp. 377–386)
- Properties of the Sine, Cosine, and Tangent Functions (Section 6.3, pp. 392–403)
- Graphs of the Sine, Cosine, and Tangent Functions (Sections 6.4, pp. 407–410 and 6.5, pp. 422–423)

 **Now Work** the 'Are You Prepared?' problems on page 459.

- OBJECTIVES**
- 1 Define the Inverse Sine Function (p. 450)
 - 2 Find the Value of an Inverse Sine Function (p. 451)
 - 3 Define the Inverse Cosine Function (p. 453)
 - 4 Find the Value of an Inverse Cosine Function (p. 454)
 - 5 Define the Inverse Tangent Function (p. 454)
 - 6 Find the Value of an Inverse Tangent Function (p. 456)
 - 7 Use Properties of Inverse Functions to Find Exact Values of Certain Composite Functions (p. 456)
 - 8 Find the Inverse Function of a Trigonometric Function (p. 458)
 - 9 Solve Equations Involving Inverse Trigonometric Functions (p. 459)

In Section 5.2 we discussed inverse functions, and we concluded that if a function is one-to-one, it will have an inverse function. We also observed that if a function is not one-to-one, it may be possible to restrict its domain in some suitable manner so that the restricted function is one-to-one. For example, the function $y = x^2$ is not one-to-one; however, if the domain is restricted to $x \geq 0$, the new function is one-to-one.

Other properties of a one-to-one function f and its inverse function f^{-1} that were discussed in Section 5.2 are summarized next.

- $f^{-1}(f(x)) = x$ for every x in the domain of f .
- $f(f^{-1}(x)) = x$ for every x in the domain of f^{-1} .
- The domain of $f =$ the range of f^{-1} , and the range of $f =$ the domain of f^{-1} .
- The graph of a one-to-one function f and the graph of its inverse f^{-1} are symmetric with respect to the line $y = x$.
- If a function $y = f(x)$ has an inverse function, the implicit equation of the inverse function is $x = f(y)$. If we solve this equation for y , we obtain the explicit equation $y = f^{-1}(x)$.

1 Define the Inverse Sine Function

Figure 1 shows the graph of $y = \sin x$. Because every horizontal line $y = b$, where b is between -1 and 1 , inclusive, intersects the graph of $y = \sin x$ infinitely many times, it follows from the horizontal-line test that the function $y = \sin x$ is not one-to-one.

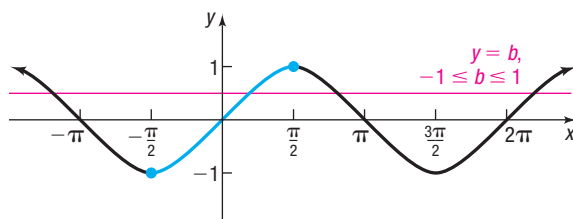


Figure 1 $y = \sin x$, $-\infty < x < \infty$, $-1 \leq y \leq 1$

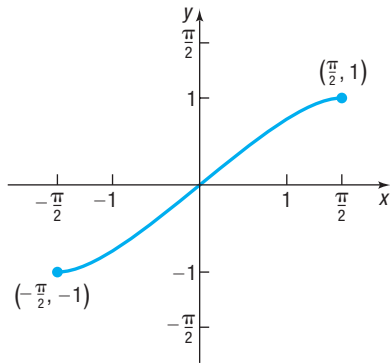


Figure 2

$$y = \sin x, \quad -\frac{\pi}{2} \leq x \leq \frac{\pi}{2}, \quad -1 \leq y \leq 1$$

NOTE Because the restricted domain of the sine function is $\left[-\frac{\pi}{2}, \frac{\pi}{2}\right]$, the range of the inverse sine function is $\left[-\frac{\pi}{2}, \frac{\pi}{2}\right]$, and because the range of the sine function is $[-1, 1]$, the domain of the inverse sine function is $[-1, 1]$.

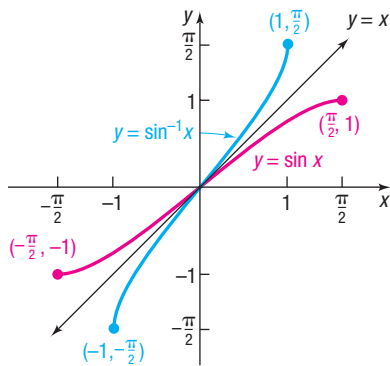


Figure 3

$$y = \sin^{-1} x, \quad -1 \leq x \leq 1, \\ -\frac{\pi}{2} \leq y \leq \frac{\pi}{2}$$

However, if the domain of $y = \sin x$ is restricted to the interval $\left[-\frac{\pi}{2}, \frac{\pi}{2}\right]$, the restricted function

$$y = \sin x \quad -\frac{\pi}{2} \leq x \leq \frac{\pi}{2}$$

is one-to-one and has an inverse function.* See Figure 2.

An equation for the inverse of $y = f(x) = \sin x$ is obtained by interchanging x and y . The implicit form of the inverse function is $x = \sin y$, $-\frac{\pi}{2} \leq y \leq \frac{\pi}{2}$. The explicit form is called the **inverse sine** of x and is symbolized by $y = f^{-1}(x) = \sin^{-1} x$.

DEFINITION Inverse Sine Function

$$y = \sin^{-1} x \quad \text{if and only if} \quad x = \sin y \\ \text{where} \quad -1 \leq x \leq 1 \quad \text{and} \quad -\frac{\pi}{2} \leq y \leq \frac{\pi}{2} \quad (1)$$

The inverse sine of x , $y = \sin^{-1} x$, is read as “ y is the angle or real number whose sine equals x ,” or, alternatively, is read “ y is the inverse sine of x .” Be careful about the notation used. The superscript -1 that appears in $y = \sin^{-1} x$ is not an exponent but the symbol used to denote the inverse function f^{-1} of f . (To avoid confusion, some texts use the notation $y = \arcsin x$ instead of $y = \sin^{-1} x$.)

The inverse of a function f receives as input an element from the range of f and returns as output an element in the domain of f . The restricted sine function, $y = f(x) = \sin x$, receives as input an angle or real number x in the interval $\left[-\frac{\pi}{2}, \frac{\pi}{2}\right]$ and outputs a real number in the interval $[-1, 1]$. Therefore, the inverse sine function, $y = \sin^{-1} x$, receives as input a real number in the interval $[-1, 1]$ or $-1 \leq x \leq 1$, its domain, and outputs an angle or real number in the interval $\left[-\frac{\pi}{2}, \frac{\pi}{2}\right]$ or $-\frac{\pi}{2} \leq y \leq \frac{\pi}{2}$, its range.

The graph of the inverse sine function can be obtained by reflecting the restricted portion of the graph of $y = f(x) = \sin x$ about the line $y = x$, as shown in Figure 3.

Now Work PROBLEM 5

2 Find the Value of an Inverse Sine Function

For some numbers x , it is possible to find the exact value of $y = \sin^{-1} x$.

EXAMPLE 1

Finding the Exact Value of an Inverse Sine Function

Find the exact value of: $\sin^{-1} 1$

Solution

Let $\theta = \sin^{-1} 1$. Then θ is the angle, $-\frac{\pi}{2} \leq \theta \leq \frac{\pi}{2}$, whose sine equals 1.

$$\theta = \sin^{-1} 1 \quad -\frac{\pi}{2} \leq \theta \leq \frac{\pi}{2} \\ \sin \theta = 1 \quad -\frac{\pi}{2} \leq \theta \leq \frac{\pi}{2} \quad \text{By definition of } y = \sin^{-1} x$$

(continued)

*Although there are many other ways to restrict the domain and obtain a one-to-one function, mathematicians have agreed to use the interval $\left[-\frac{\pi}{2}, \frac{\pi}{2}\right]$, to define the inverse of $y = \sin x$.

Now look at Table 1 and Figure 4.

Table 1

θ	$-\frac{\pi}{2}$	$-\frac{\pi}{3}$	$-\frac{\pi}{4}$	$-\frac{\pi}{6}$	0	$\frac{\pi}{6}$	$\frac{\pi}{4}$	$\frac{\pi}{3}$	$\frac{\pi}{2}$
$\sin \theta$	-1	$-\frac{\sqrt{3}}{2}$	$-\frac{\sqrt{2}}{2}$	$-\frac{1}{2}$	0	$\frac{1}{2}$	$\frac{\sqrt{2}}{2}$	$\frac{\sqrt{3}}{2}$	1

The only angle θ in the interval $\left[-\frac{\pi}{2}, \frac{\pi}{2}\right]$ whose sine is 1 is $\frac{\pi}{2}$. (Note that $\sin \frac{5\pi}{2}$ also equals 1, but $\frac{5\pi}{2}$ lies outside the interval $\left[-\frac{\pi}{2}, \frac{\pi}{2}\right]$, which is not allowed.) So

$$\sin^{-1} 1 = \frac{\pi}{2}$$

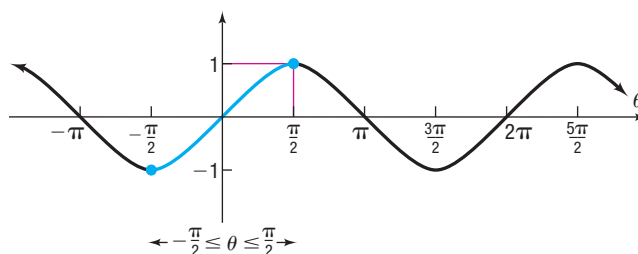


Figure 4

 **Now Work** PROBLEM 11

EXAMPLE 2

Finding the Exact Value of an Inverse Sine Function

Find the exact value of: $\sin^{-1}\left(-\frac{1}{2}\right)$

Solution Let $\theta = \sin^{-1}\left(-\frac{1}{2}\right)$. Then θ is the angle, $-\frac{\pi}{2} \leq \theta \leq \frac{\pi}{2}$, whose sine equals $-\frac{1}{2}$.

$$\theta = \sin^{-1}\left(-\frac{1}{2}\right) \quad -\frac{\pi}{2} \leq \theta \leq \frac{\pi}{2}$$

$$\sin \theta = -\frac{1}{2} \quad -\frac{\pi}{2} \leq \theta \leq \frac{\pi}{2}$$

(Refer to Table 1 and Figure 4, if necessary.) The only angle in the interval $\left[-\frac{\pi}{2}, \frac{\pi}{2}\right]$ whose sine is $-\frac{1}{2}$ is $-\frac{\pi}{6}$, so

$$\sin^{-1}\left(-\frac{1}{2}\right) = -\frac{\pi}{6}$$

 **Now Work** PROBLEM 17

For most numbers x , the value $y = \sin^{-1} x$ must be approximated.

EXAMPLE 3

Finding an Approximate Value of an Inverse Sine Function

Find an approximate value of each of the following functions:

(a) $\sin^{-1} \frac{1}{3}$

(b) $\sin^{-1}\left(-\frac{1}{4}\right)$

Express the answer in radians rounded to two decimal places.

- Solution** (a) Because the angle is to be measured in radians, first set the mode of the calculator to radians.* Rounded to two decimal places, $\sin^{-1} \frac{1}{3} = 0.34$.
- (b) Figure 5(a) shows the solution using a TI-84 Plus C graphing calculator in radian mode. Figure 5(b) shows the solution using Desmos. Rounded to two decimal places, $\sin^{-1} \left(-\frac{1}{4} \right) = -0.25$.


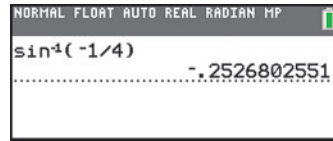


Figure 5

(a) TI-84 Plus C

(b) Desmos

Now Work PROBLEM 27

3 Define the Inverse Cosine Function

Figure 6 shows the graph of $y = \cos x$. Because every horizontal line $y = b$, where b is between -1 and 1 , inclusive, intersects the graph of $y = \cos x$ infinitely many times, it follows that the cosine function is not one-to-one.

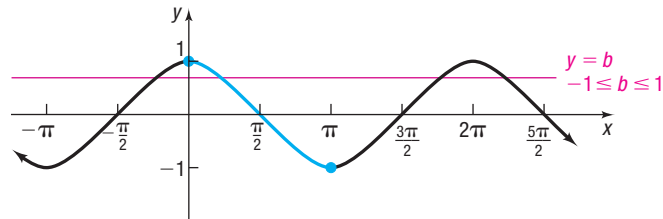
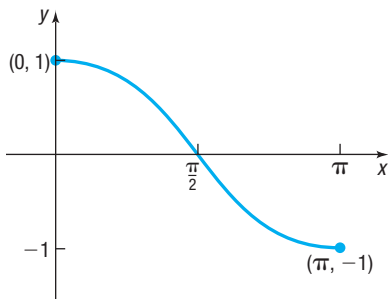
Figure 6 $y = \cos x$, $-\infty < x < \infty$, $-1 \leq y \leq 1$ 

Figure 7

 $y = \cos x$, $0 \leq x \leq \pi$, $-1 \leq y \leq 1$

However, if the domain of $y = \cos x$ is restricted to the interval $[0, \pi]$, the restricted function

$$y = \cos x \quad 0 \leq x \leq \pi$$

is one-to-one and has an inverse function.[†] See Figure 7.

An equation for the inverse of $y = f(x) = \cos x$ is obtained by interchanging x and y . The implicit form of the inverse function is $x = \cos y$, $0 \leq y \leq \pi$. The explicit form is called the **inverse cosine** of x and is symbolized by $y = f^{-1}(x) = \cos^{-1} x$ (or by $y = \arccos x$).

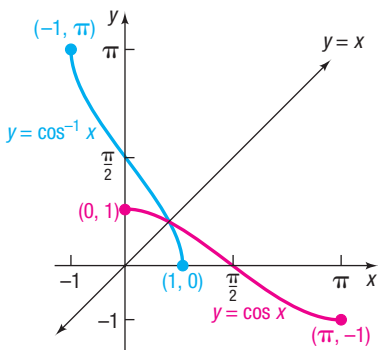


Figure 8

 $y = \cos^{-1} x$, $-1 \leq x \leq 1$, $0 \leq y \leq \pi$

DEFINITION Inverse Cosine Function

$$y = \cos^{-1} x \quad \text{if and only if} \quad x = \cos y$$

(2)

where $-1 \leq x \leq 1$ and $0 \leq y \leq \pi$

Here y is the angle whose cosine is x . Because the range of the cosine function, $y = \cos x$, is $-1 \leq y \leq 1$, the domain of the inverse function $y = \cos^{-1} x$ is $-1 \leq x \leq 1$. Because the restricted domain of the cosine function, $y = \cos x$, is $0 \leq x \leq \pi$, the range of the inverse function $y = \cos^{-1} x$ is $0 \leq y \leq \pi$.

The graph of $y = \cos^{-1} x$ can be obtained by reflecting the restricted portion of the graph of $y = \cos x$ about the line $y = x$, as shown in Figure 8.

Now Work PROBLEM 7

*On most calculators, the inverse sine is obtained by pressing $\boxed{\text{SHIFT}}$ or $\boxed{2^{\text{nd}}}$, followed by $\boxed{\sin}$. On some calculators, $\boxed{\sin^{-1}}$ is pressed first, then $1/3$ is entered; on others, this sequence is reversed. Consult your owner's manual for the correct sequence.

[†]This is the generally accepted restriction to define the inverse cosine function.

4 Find the Value of an Inverse Cosine Function

EXAMPLE 4

Find the Exact Value of an Inverse Cosine Function

Find the exact value of: $\cos^{-1} 0$

Solution

Let $\theta = \cos^{-1} 0$. Then θ is the angle, $0 \leq \theta \leq \pi$, whose cosine equals 0.

$$\begin{aligned} \theta &= \cos^{-1} 0 & 0 \leq \theta \leq \pi \\ \cos \theta &= 0 & 0 \leq \theta \leq \pi \end{aligned}$$

Look at Table 2 and Figure 9.

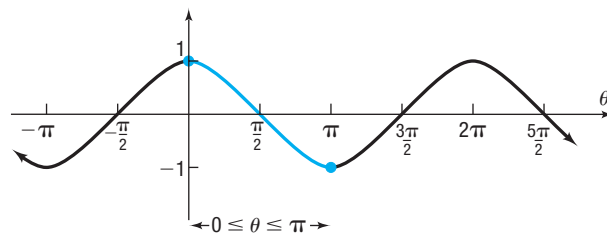


Figure 9

The only angle θ within the interval $[0, \pi]$ whose cosine is 0 is $\frac{\pi}{2}$. [Note that $\cos \frac{3\pi}{2}$ and $\cos\left(-\frac{\pi}{2}\right)$ also equal 0, but they lie outside the interval $[0, \pi]$, so these values are not allowed.] Therefore,

$$\cos^{-1} 0 = \frac{\pi}{2}$$

Table 2

θ	$\cos \theta$
0	1
$\frac{\pi}{6}$	$\frac{\sqrt{3}}{2}$
$\frac{\pi}{4}$	$\frac{\sqrt{2}}{2}$
$\frac{\pi}{3}$	$\frac{1}{2}$
$\frac{\pi}{2}$	0
$\frac{2\pi}{3}$	$-\frac{1}{2}$
$\frac{3\pi}{4}$	$-\frac{\sqrt{2}}{2}$
$\frac{5\pi}{6}$	$-\frac{\sqrt{3}}{2}$
π	-1

EXAMPLE 5

Finding the Exact Value of an Inverse Cosine Function

Find the exact value of: $\cos^{-1}\left(-\frac{\sqrt{2}}{2}\right)$

Solution

Let $\theta = \cos^{-1}\left(-\frac{\sqrt{2}}{2}\right)$. Then θ is the angle, $0 \leq \theta \leq \pi$, whose cosine equals $-\frac{\sqrt{2}}{2}$.

$$\begin{aligned} \theta &= \cos^{-1}\left(-\frac{\sqrt{2}}{2}\right) & 0 \leq \theta \leq \pi \\ \cos \theta &= -\frac{\sqrt{2}}{2} & 0 \leq \theta \leq \pi \end{aligned}$$

Look at Table 2 and Figure 10.

The only angle θ within the interval $[0, \pi]$ whose cosine is $-\frac{\sqrt{2}}{2}$ is $\frac{3\pi}{4}$, so

$$\cos^{-1}\left(-\frac{\sqrt{2}}{2}\right) = \frac{3\pi}{4}$$

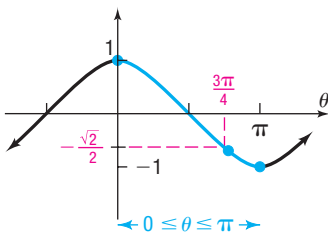


Figure 10

Now Work PROBLEM 21

5 Define the Inverse Tangent Function

Figure 11 on the next page shows the graph of $y = \tan x$. Because every horizontal line intersects the graph infinitely many times, it follows that the tangent function is not one-to-one.

However, if the domain of $y = \tan x$ is restricted to the interval $\left(-\frac{\pi}{2}, \frac{\pi}{2}\right)$, the restricted function

$$y = \tan x \quad -\frac{\pi}{2} < x < \frac{\pi}{2}$$

is one-to-one and so has an inverse function.* See Figure 12.

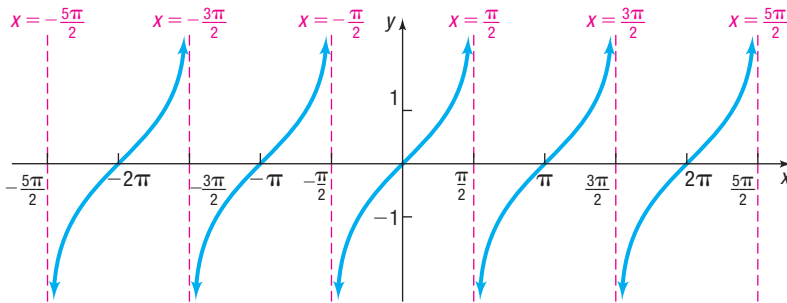


Figure 11
 $y = \tan x$, $-\infty < x < \infty$, x not equal to odd multiples of $\frac{\pi}{2}$, $-\infty < y < \infty$

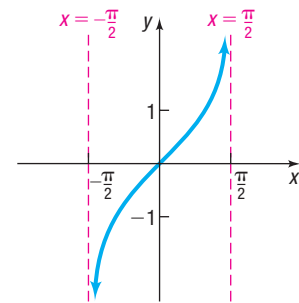


Figure 12
 $y = \tan x$, $-\frac{\pi}{2} < x < \frac{\pi}{2}$, $-\infty < y < \infty$

An equation for the inverse of $y = f(x) = \tan x$ is obtained by interchanging x and y . The implicit form of the inverse function is $x = \tan y$, $-\frac{\pi}{2} < y < \frac{\pi}{2}$. The explicit form is called the **inverse tangent** of x and is symbolized by $y = f^{-1}(x) = \tan^{-1}x$ (or by $y = \arctan x$).

DEFINITION Inverse Tangent Function

$$y = \tan^{-1}x \quad \text{if and only if} \quad x = \tan y$$

where $-\infty < x < \infty$ and $-\frac{\pi}{2} < y < \frac{\pi}{2}$ (3)

Here y is the angle whose tangent is x . The domain of the function $y = \tan^{-1}x$ is $-\infty < x < \infty$, and its range is $-\frac{\pi}{2} < y < \frac{\pi}{2}$. The graph of $y = \tan^{-1}x$ can be obtained by reflecting the restricted portion of the graph of $y = \tan x$ about the line $y = x$, as shown in Figure 13.

Now Work PROBLEM 9

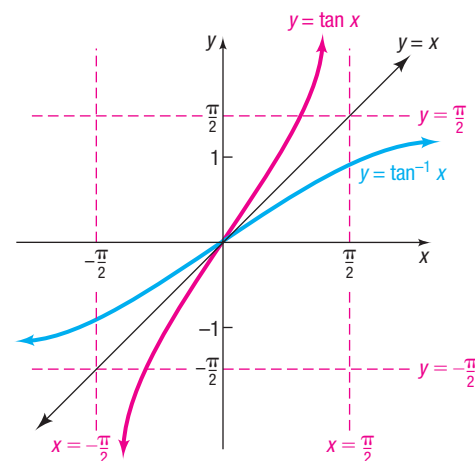


Figure 13 $y = \tan^{-1}x$, $-\infty < x < \infty$, $-\frac{\pi}{2} < y < \frac{\pi}{2}$

*This is the generally accepted restriction.

6 Find the Value of an Inverse Tangent Function

EXAMPLE 6

Finding the Exact Value of an Inverse Tangent Function

Find the exact value of:

(a) $\tan^{-1} 1$ (b) $\tan^{-1}(-\sqrt{3})$

Solution (a) Let $\theta = \tan^{-1} 1$. Then θ is the angle, $-\frac{\pi}{2} < \theta < \frac{\pi}{2}$, whose tangent equals 1.

$$\begin{aligned} \theta &= \tan^{-1} 1 & -\frac{\pi}{2} < \theta < \frac{\pi}{2} \\ \tan \theta &= 1 & -\frac{\pi}{2} < \theta < \frac{\pi}{2} \end{aligned}$$

Look at Table 3. The only angle θ within the interval $\left(-\frac{\pi}{2}, \frac{\pi}{2}\right)$ whose tangent is 1 is $\frac{\pi}{4}$, so

$$\tan^{-1} 1 = \frac{\pi}{4}$$

(b) Let $\theta = \tan^{-1}(-\sqrt{3})$. Then θ is the angle, $-\frac{\pi}{2} < \theta < \frac{\pi}{2}$, whose tangent equals $-\sqrt{3}$.

$$\begin{aligned} \theta &= \tan^{-1}(-\sqrt{3}) & -\frac{\pi}{2} < \theta < \frac{\pi}{2} \\ \tan \theta &= -\sqrt{3} & -\frac{\pi}{2} < \theta < \frac{\pi}{2} \end{aligned}$$

Look at Table 3. The only angle θ within the interval $\left(-\frac{\pi}{2}, \frac{\pi}{2}\right)$ whose tangent is $-\sqrt{3}$ is $-\frac{\pi}{3}$, so

$$\tan^{-1}(-\sqrt{3}) = -\frac{\pi}{3}$$

Table 3

θ	$\tan \theta$
$-\frac{\pi}{2}$	Undefined
$-\frac{\pi}{3}$	$-\sqrt{3}$
$-\frac{\pi}{4}$	-1
$-\frac{\pi}{6}$	$-\frac{\sqrt{3}}{3}$
0	0
$\frac{\pi}{6}$	$\frac{\sqrt{3}}{3}$
$\frac{\pi}{4}$	1
$\frac{\pi}{3}$	$\sqrt{3}$
$\frac{\pi}{2}$	Undefined

Now Work PROBLEM 15

7 Use Properties of Inverse Functions to Find Exact Values of Certain Composite Functions

Recall from the discussion of functions and their inverses in Section 5.2 that $f^{-1}(f(x)) = x$ for all x in the domain of f and that $f(f^{-1}(x)) = x$ for all x in the domain of f^{-1} . In terms of the sine function and its inverse, these properties are of the form

$$f^{-1}(f(x)) = \sin^{-1}(\sin x) = x \quad \text{where } -\frac{\pi}{2} \leq x \leq \frac{\pi}{2} \quad \mathbf{(4a)}$$

$$f(f^{-1}(x)) = \sin(\sin^{-1} x) = x \quad \text{where } -1 \leq x \leq 1 \quad \mathbf{(4b)}$$

EXAMPLE 7

Finding the Exact Value of Certain Composite Functions

Find the exact value, if any, of each composite function.

(a) $\sin^{-1}\left(\sin \frac{\pi}{8}\right)$ (b) $\sin^{-1}\left(\sin \frac{5\pi}{8}\right)$

- Solution**
- (a) $\cos^{-1}\left(\cos \frac{\pi}{12}\right) = \frac{\pi}{12}$ $\frac{\pi}{12}$ is in the interval $[0, \pi]$; use property (5a).
- (b) $\cos[\cos^{-1}(-0.4)] = -0.4$ -0.4 is in the interval $[-1, 1]$; use property (5b).
- (c) The angle $-\frac{2\pi}{3}$ is not in the interval $[0, \pi]$, so property (5a) cannot be used. However, because the cosine function is even, $\cos\left(-\frac{2\pi}{3}\right) = \cos \frac{2\pi}{3}$. Because $\frac{2\pi}{3}$ is in the interval $[0, \pi]$, property (5a) can be used, and
- $$\cos^{-1}\left[\cos\left(-\frac{2\pi}{3}\right)\right] = \cos^{-1}\left(\cos \frac{2\pi}{3}\right) = \frac{2\pi}{3}$$
- (d) Because π is not in the interval $[-1, 1]$, the domain of the inverse cosine function, $\cos^{-1} \pi$ is not defined. This means the composite function $\cos(\cos^{-1} \pi)$ is also not defined. J

 **Now Work** PROBLEMS 39 AND 55

For the tangent function and its inverse, the following properties hold.

$$f^{-1}(f(x)) = \tan^{-1}(\tan x) = x \quad \text{where } -\frac{\pi}{2} < x < \frac{\pi}{2}$$

$$f(f^{-1}(x)) = \tan(\tan^{-1} x) = x \quad \text{where } -\infty < x < \infty$$

 **Now Work** PROBLEM 45

8 Find the Inverse Function of a Trigonometric Function

EXAMPLE 10

Finding the Inverse Function of a Trigonometric Function

- (a) Find the inverse function f^{-1} of $f(x) = 2 \sin x - 1$, $-\frac{\pi}{2} \leq x \leq \frac{\pi}{2}$.
- (b) Find the range of f and the domain and range of f^{-1} .

- Solution**
- (a) The function f is one-to-one and so has an inverse function. Follow the steps on page 273 for finding the inverse function.

$$y = 2 \sin x - 1$$

$$x = 2 \sin y - 1 \quad \text{Interchange } x \text{ and } y.$$

$$x + 1 = 2 \sin y \quad \text{Solve for } y.$$

$$\sin y = \frac{x + 1}{2}$$

$$y = \sin^{-1} \frac{x + 1}{2} \quad \text{Definition of inverse sine function}$$

The inverse function is $f^{-1}(x) = \sin^{-1} \frac{x + 1}{2}$.

- (b) To find the range of f , use the fact that the domain of f^{-1} equals the range of f . Since the domain of the inverse sine function is the interval $[-1, 1]$, the argument $\frac{x + 1}{2}$ must be in the interval $[-1, 1]$.

$$-1 \leq \frac{x + 1}{2} \leq 1$$

$$-2 \leq x + 1 \leq 2 \quad \text{Multiply by 2.}$$

$$-3 \leq x \leq 1 \quad \text{Subtract 1 from each part.}$$

NOTE The range of f also can be found using transformations. The range of $y = \sin x$ is $[-1, 1]$. the range of $y = 2 \sin x$ is $[-2, 2]$ due to the vertical stretch by a factor of 2. The range of $f(x) = 2 \sin x - 1$ is $[-3, 1]$ due to the shift down of 1 unit. ■

The domain of f^{-1} is $\{x \mid -3 \leq x \leq 1\}$, or the interval $[-3, 1]$. So the range of f is the interval $[-3, 1]$. The range of f^{-1} equals the domain of f . So the range of f^{-1} is $\left[-\frac{\pi}{2}, \frac{\pi}{2}\right]$. J

 **Now Work** PROBLEM 61

9 Solve Equations Involving Inverse Trigonometric Functions

Equations that contain inverse trigonometric functions are called **inverse trigonometric equations**.

EXAMPLE 11

Solving an Inverse Trigonometric Equation

Solve the equation: $3 \sin^{-1} x = \pi$

Solution

To solve an equation involving a single inverse trigonometric function, first isolate the inverse trigonometric function.

$$3 \sin^{-1} x = \pi$$

$$\sin^{-1} x = \frac{\pi}{3} \quad \text{Divide both sides by 3.}$$

$$x = \sin \frac{\pi}{3} \quad \text{y = sin}^{-1} \text{x if and only if x = sin y.}$$

$$x = \frac{\sqrt{3}}{2}$$

The solution set is $\left\{\frac{\sqrt{3}}{2}\right\}$. J

 **Now Work** PROBLEM 67

7.1 Assess Your Understanding

'Are You Prepared?' Answers are given at the end of these exercises. If you get a wrong answer, read the pages listed in red.

- What are the domain and the range of $y = \sin x$? (pp. 393–394)
- If the domain of a one-to-one function is $[3, \infty)$, the range of its inverse is _____. (pp. 267–274)
- True or False** The graph of $y = \cos x$ is decreasing on the interval $[0, \pi]$. (pp. 409–410)
- $\tan \frac{\pi}{4} =$ _____; $\sin \frac{\pi}{3} =$ _____; $\sin\left(-\frac{\pi}{6}\right) =$ _____; $\cos \pi =$ _____. (pp. 377–386)

Concepts and Vocabulary

- $y = \sin^{-1} x$ if and only if _____, where $-1 \leq x \leq 1$ and $-\frac{\pi}{2} \leq y \leq \frac{\pi}{2}$.
- $\cos^{-1}(\cos x) = x$ for all numbers x for which _____.
- True or False** The domain of $y = \cos^{-1} x$ is $-1 \leq x \leq 1$.
- True or False** $\sin(\sin^{-1} 0) = 0$ and $\cos(\cos^{-1} 0) = 0$.
- True or False** $y = \tan^{-1} x$ if and only if $x = \tan y$, where $-\infty < x < \infty$ and $-\frac{\pi}{2} < y < \frac{\pi}{2}$.
- Multiple Choice** $\sin^{-1}(\sin x) = x$ for all numbers x for which

(a) $-\infty < x < \infty$	(b) $0 \leq x \leq \pi$
(c) $-1 \leq x \leq 1$	(d) $-\frac{\pi}{2} \leq x \leq \frac{\pi}{2}$

Skill Building

In Problems 11–26, find the exact value of each expression.

11. $\sin^{-1} 0$

12. $\cos^{-1} 1$

13. $\sin^{-1}(-1)$

14. $\cos^{-1}(-1)$

15. $\tan^{-1} 0$

16. $\tan^{-1}(-1)$

17. $\sin^{-1} \frac{\sqrt{2}}{2}$

18. $\tan^{-1} \frac{\sqrt{3}}{3}$

19. $\tan^{-1} \sqrt{3}$

20. $\sin^{-1}\left(-\frac{\sqrt{3}}{2}\right)$

21. $\cos^{-1}\left(-\frac{\sqrt{3}}{2}\right)$

22. $\sin^{-1}\left(-\frac{\sqrt{2}}{2}\right)$

23. $\cos^{-1} \frac{\sqrt{2}}{2}$

24. $\cos^{-1}\left(-\frac{1}{2}\right)$

25. $\tan^{-1}\left(-\frac{\sqrt{3}}{3}\right)$

26. $\sin^{-1} \frac{1}{2}$

In Problems 27–38, use a calculator to find the approximate value of each expression rounded to two decimal places.

27. $\sin^{-1} 0.1$

28. $\cos^{-1} 0.6$

29. $\tan^{-1} 5$

30. $\tan^{-1} 0.2$

31. $\cos^{-1} \frac{7}{8}$

32. $\sin^{-1} \frac{1}{8}$

33. $\tan^{-1}(-0.4)$

34. $\tan^{-1}(-3)$

35. $\sin^{-1}(-0.12)$

36. $\cos^{-1}(-0.44)$

37. $\cos^{-1} \frac{\sqrt{2}}{3}$

38. $\sin^{-1} \frac{\sqrt{3}}{5}$

In Problems 39–58, find the exact value, if any, of each composite function. If there is no value, state it is “not defined.” Do not use a calculator.

39. $\cos^{-1}\left(\cos \frac{4\pi}{5}\right)$

40. $\sin^{-1}\left[\sin\left(-\frac{\pi}{10}\right)\right]$

41. $\tan^{-1}\left[\tan\left(-\frac{3\pi}{8}\right)\right]$

42. $\sin^{-1}\left[\sin\left(-\frac{3\pi}{7}\right)\right]$

43. $\sin^{-1}\left(\sin \frac{9\pi}{8}\right)$

44. $\cos^{-1}\left[\cos\left(-\frac{5\pi}{3}\right)\right]$

45. $\tan^{-1}\left(\tan \frac{4\pi}{5}\right)$

46. $\tan^{-1}\left[\tan\left(-\frac{2\pi}{3}\right)\right]$

47. $\cos^{-1}\left[\cos\left(-\frac{\pi}{4}\right)\right]$

48. $\sin^{-1}\left[\sin\left(-\frac{3\pi}{4}\right)\right]$

49. $\tan^{-1}\left[\tan\left(\frac{\pi}{2}\right)\right]$

50. $\tan^{-1}\left[\tan\left(-\frac{3\pi}{2}\right)\right]$

51. $\sin\left(\sin^{-1} \frac{1}{4}\right)$

52. $\cos\left[\cos^{-1}\left(-\frac{2}{3}\right)\right]$

53. $\tan(\tan^{-1} 4)$

54. $\tan[\tan^{-1}(-2)]$

55. $\cos(\cos^{-1} 1.2)$

56. $\sin[\sin^{-1}(-2)]$

57. $\tan(\tan^{-1} \pi)$

58. $\sin[\sin^{-1}(-1.5)]$

In Problems 59–66, find the inverse function f^{-1} of each function f . Find the range of f and the domain and range of f^{-1} .

59. $f(x) = 5 \sin x + 2; -\frac{\pi}{2} \leq x \leq \frac{\pi}{2}$

60. $f(x) = 2 \tan x - 3; -\frac{\pi}{2} < x < \frac{\pi}{2}$

61. $f(x) = -2 \cos(3x); 0 \leq x \leq \frac{\pi}{3}$

62. $f(x) = 3 \sin(2x); -\frac{\pi}{4} \leq x \leq \frac{\pi}{4}$

63. $f(x) = -\tan(x + 1) - 3; -1 - \frac{\pi}{2} < x < \frac{\pi}{2} - 1$

64. $f(x) = \cos(x + 2) + 1; -2 \leq x \leq \pi - 2$

65. $f(x) = 3 \sin(2x + 1); -\frac{1}{2} - \frac{\pi}{4} \leq x \leq -\frac{1}{2} + \frac{\pi}{4}$

66. $f(x) = 2 \cos(3x + 2); -\frac{2}{3} \leq x \leq -\frac{2}{3} + \frac{\pi}{3}$

In Problems 67–74, find the exact solution of each equation.

67. $4 \sin^{-1} x = \pi$

68. $2 \cos^{-1} x = \pi$

69. $3 \cos^{-1}(2x) = 2\pi$

70. $-6 \sin^{-1}(3x) = \pi$

71. $3 \tan^{-1} x = \pi$

72. $-4 \tan^{-1} x = \pi$

73. $4 \cos^{-1} x - 2\pi = 2 \cos^{-1} x$

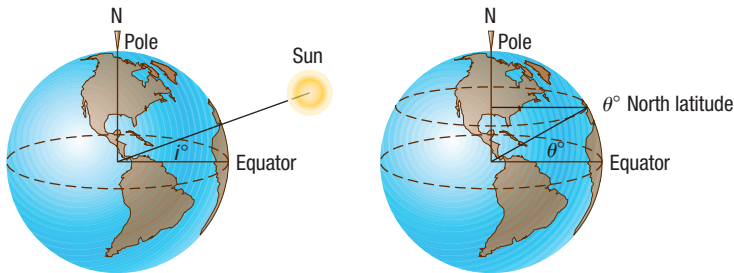
74. $5 \sin^{-1} x - 2\pi = 2 \sin^{-1} x - 3\pi$

Applications and Extensions

In Problems 75–80, use the following discussion. The formula

$$D = 24 \left[1 - \frac{\cos^{-1}(\tan i \tan \theta)}{\pi} \right]$$

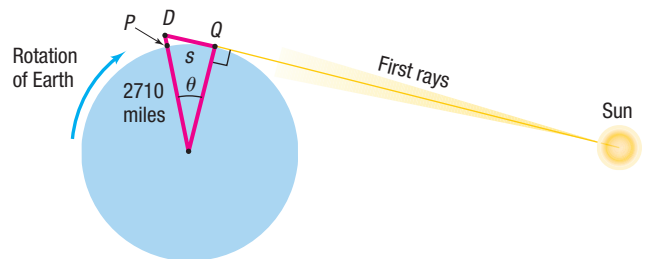
can be used to approximate the number of hours of daylight D when the declination of the Sun is i° at a location θ° north latitude for any date between the vernal equinox and autumnal equinox. The declination of the Sun is defined as the angle i between the equatorial plane and any ray of light from the Sun. The latitude of a location is the angle θ between the Equator and the location on the surface of Earth, with the vertex of the angle located at the center of Earth. See the figure. To use the formula, $\cos^{-1}(\tan i \tan \theta)$ must be expressed in radians.



75. Approximate the number of hours of daylight in Houston, Texas ($29^\circ 45'$ north latitude), for the following dates:
- Summer solstice ($i = 23.5^\circ$)
 - Vernal equinox ($i = 0^\circ$)
 - July 4 ($i = 22^\circ 48'$)
76. Approximate the number of hours of daylight in New York, New York ($40^\circ 45'$ north latitude), for the following dates:
- Summer solstice ($i = 23.5^\circ$)
 - Vernal equinox ($i = 0^\circ$)
 - July 4 ($i = 22^\circ 48'$)
77. Approximate the number of hours of daylight in Honolulu, Hawaii ($21^\circ 18'$ north latitude), for the following dates:
- Summer solstice ($i = 23.5^\circ$)
 - Vernal equinox ($i = 0^\circ$)
 - July 4 ($i = 22^\circ 48'$)
78. Approximate the number of hours of daylight in Anchorage, Alaska ($61^\circ 10'$ north latitude), for the following dates:
- Summer solstice ($i = 23.5^\circ$)
 - Vernal equinox ($i = 0^\circ$)
 - July 4 ($i = 22^\circ 48'$)
79. Approximate the number of hours of daylight at the Equator (0° north latitude) for the following dates:
- Summer solstice ($i = 23.5^\circ$)
 - Vernal equinox ($i = 0^\circ$)
 - July 4 ($i = 22^\circ 48'$)
 - What do you conclude about the number of hours of daylight throughout the year for a location at the Equator?
80. Approximate the number of hours of daylight for any location that is $66^\circ 30'$ north latitude for the following dates:
- Summer solstice ($i = 23.5^\circ$)
 - Vernal equinox ($i = 0^\circ$)
 - July 4 ($i = 22^\circ 48'$)
 - Thanks to the symmetry of the orbital path of Earth around the Sun, the number of hours of daylight on the winter solstice may be found by computing the number of

hours of daylight on the summer solstice and subtracting this result from 24 hours. Compute the number of hours of daylight for this location on the winter solstice. What do you conclude about daylight for a location at $66^\circ 30'$ north latitude?

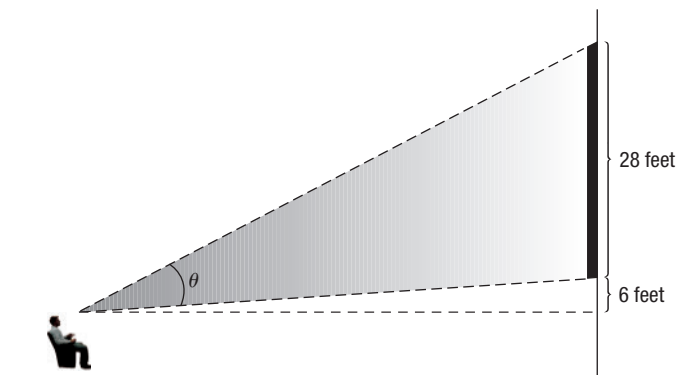
81. **Being the First to See the Rising Sun** Cadillac Mountain, elevation 1530 feet, is located in Acadia National Park, Maine, and is the highest peak on the east coast of the United States. It is said that a person standing on the summit will be the first person in the United States to see the rays of the rising Sun. How much sooner would a person atop Cadillac Mountain see the first rays than a person standing below, at sea level?



[Hint: Consult the figure. When the person at D sees the first rays of the Sun, the person at P does not. The person at P sees the first rays of the Sun only after Earth has rotated so that P is at location Q . Compute the length of the arc subtended by the central angle θ . Then use the fact that at the latitude of Cadillac Mountain, in 24 hours a length of $2\pi \cdot 2710 \approx 17027.4$ miles is subtended.]

82. **Movie Theater Screens** Suppose that a movie theater has a screen that is 28 feet tall. When you sit down, the bottom of the screen is 6 feet above your eye level. The angle formed by drawing a line from your eye to the bottom of the screen and another line from your eye to the top of the screen is called the **viewing angle**. In the figure, θ is the viewing angle. Suppose that you sit x feet from the screen. The viewing angle θ is given by the function

$$\theta(x) = \tan^{-1}\left(\frac{34}{x}\right) - \tan^{-1}\left(\frac{6}{x}\right)$$



- What is your viewing angle if you sit 10 feet from the screen? 15 feet? 20 feet?
- If there are 5 feet between the screen and the first row of seats and there are 3 feet between each row and the row behind it, which row results in the largest viewing angle?

(continued)



(c) Using a graphing utility, graph

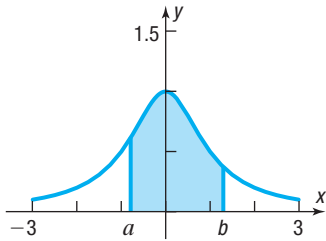
$$\theta(x) = \tan^{-1}\left(\frac{34}{x}\right) - \tan^{-1}\left(\frac{6}{x}\right)$$

What value of x results in the largest viewing angle?

83. Area under a Curve The area under the graph of $y = \frac{1}{1+x^2}$ and above the x -axis between $x = a$ and $x = b$ is given by

$$\tan^{-1} b - \tan^{-1} a$$

See the figure.



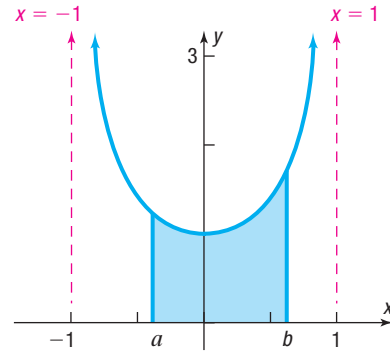
(a) Find the exact area under the graph of $y = \frac{1}{1+x^2}$ and above the x -axis between $x = 0$ and $x = \sqrt{3}$.

(b) Find the exact area under the graph of $y = \frac{1}{1+x^2}$ and above the x -axis between $x = -\frac{\sqrt{3}}{3}$ and $x = 1$.

84. Area under a Curve The area under the graph of $y = \frac{1}{\sqrt{1-x^2}}$ and above the x -axis between $x = a$ and $x = b$ is given by

$$\sin^{-1} b - \sin^{-1} a$$

See the figure.



(a) Find the exact area under the graph of $y = \frac{1}{\sqrt{1-x^2}}$ and above the x -axis between $x = 0$ and $x = \frac{\sqrt{3}}{2}$.

(b) Find the exact area under the graph of $y = \frac{1}{\sqrt{1-x^2}}$ and above the x -axis between $x = -\frac{1}{2}$ and $x = \frac{1}{2}$.

Problems 85 and 86 require the following discussion:

The shortest distance between two points on Earth's surface can be determined from the latitude and longitude of the two locations. For example, if location 1 has (lat, lon) = (α_1, β_1) and location 2 has (lat, lon) = (α_2, β_2) , the shortest distance between the two locations is approximately

$d = r \cos^{-1} [(\cos \alpha_1 \cos \beta_1 \cos \alpha_2 \cos \beta_2) + (\cos \alpha_1 \sin \beta_1 \cos \alpha_2 \sin \beta_2) + (\sin \alpha_1 \sin \alpha_2)]$, where $r =$ radius of Earth ≈ 3960 miles and the inverse cosine function is expressed in radians. Also, N latitude and E longitude are positive angles, and S latitude and W longitude are negative angles.

City	Latitude	Longitude
Chicago, IL	41°50' N	87°37' W
Honolulu, HI	21°18' N	157°50' W
Melbourne, Australia	37°47' S	144°58' E

Source: www.infoplease.com

85. Shortest Distance from Chicago to Honolulu Find the shortest distance from Chicago, latitude 41°50'N, longitude 87°37'W, to Honolulu, latitude 21°18'N, longitude 157°50'W. Round your answer to the nearest mile.

86. Shortest Distance from Honolulu to Melbourne, Australia Find the shortest distance from Honolulu to Melbourne, Australia, latitude 37°47'S, longitude 144°58'E. Round your answer to the nearest mile.

87. Challenge Problem Solve:

$$\cos(\sin^{-1} x) = \tan\left(\cos^{-1} \frac{4}{5}\right)$$

88. Challenge Problem Find u in terms of x and r :

$$\tan\left(\cos^{-1} \frac{x}{r}\right) = \sin(\tan^{-1} u)$$

Retain Your Knowledge

Problems 89–98 are based on material learned earlier in the course. The purpose of these problems is to keep the material fresh in your mind so that you are better prepared for the final exam.

89. Solve: $|3x - 2| + 5 \leq 9$

90. State why the graph of the function f shown to the right is one-to-one.

Then draw the graph of the inverse function f^{-1} .

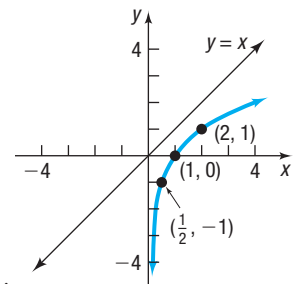
Hint: The graph of $y = x$ is given.

91. The exponential function $f(x) = 1 + 2^x$ is one-to-one. Find f^{-1} .

92. Factor: $(2x + 1)^{-\frac{1}{2}} (x^2 + 3)^{-\frac{1}{2}} - (x^2 + 3)^{-\frac{3}{2}} x (2x + 1)^{\frac{1}{2}}$

93. Solve: $e^{4x} + 7 = 10$

94. The diameter of each wheel of a bicycle is 20 inches. If the wheels are turning at 336 revolutions per minute, how fast is the bicycle moving? Express the answer in miles per hour, rounded to the nearest integer.



95. Find the exact value of $\sin \frac{\pi}{3} \cos \frac{\pi}{3}$.
96. If $\cos \theta = \frac{24}{25}$, find the exact value of each of the remaining five trigonometric functions of acute angle θ .
97. If $\sin \theta > 0$ and $\cot \theta < 0$, name the quadrant in which the angle θ lies.
98. Find the average rate of change of $f(x) = \tan x$ from $\frac{\pi}{6}$ to $\frac{\pi}{4}$.

'Are You Prepared?' Answers

1. Domain: the set of all real numbers; Range: $-1 \leq y \leq 1$ 2. $[3, \infty)$ 3. True 4. $1; \frac{\sqrt{3}}{2}; -\frac{1}{2}; -1$

7.2 The Inverse Trigonometric Functions (Continued)

PREPARING FOR THIS SECTION Before getting started, review the following:

- Finding Exact Values of the Trigonometric Functions, Given the Value of a Trigonometric Function and the Quadrant of the Angle (Section 6.3, pp. 399–402)
- Graphs of the Secant, Cosecant, and Cotangent Functions (Section 6.5, pp. 424–427)
- Domain and Range of the Secant, Cosecant, and Cotangent Functions (Section 6.3, pp. 393–394)



Now Work the 'Are You Prepared?' problems on page 466.

- OBJECTIVES**
- 1 Define the Inverse Secant, Cosecant, and Cotangent Functions (p. 463)
 - 2 Find the Value of Inverse Secant, Cosecant, and Cotangent Functions (p. 464)
 - 3 Find the Exact Value of Composite Functions Involving the Inverse Trigonometric Functions (p. 465)
 - 4 Write a Trigonometric Expression as an Algebraic Expression (p. 466)

1 Define the Inverse Secant, Cosecant, and Cotangent Functions

The inverse secant, inverse cosecant, and inverse cotangent functions are defined as follows:

DEFINITION Inverse Secant, Cosecant, and Cotangent Functions

- $y = \sec^{-1} x$ if and only if $x = \sec y$
where $|x| \geq 1$ and $0 \leq y \leq \pi$, $y \neq \frac{\pi}{2}$ **(1)**
- $y = \csc^{-1} x$ if and only if $x = \csc y$
where $|x| \geq 1$ and $-\frac{\pi}{2} \leq y \leq \frac{\pi}{2}$, $y \neq 0$ † **(2)**
- $y = \cot^{-1} x$ if and only if $x = \cot y$
where $-\infty < x < \infty$ and $0 < y < \pi$ **(3)**

Take time to review the graphs of the cotangent, cosecant, and secant functions in Figures 63, 66, and 67 in Section 6.5 to see the basis for these definitions.

Now Work PROBLEM 4

*Most texts use this definition. A few use the restriction $0 \leq y < \frac{\pi}{2}$, $\pi \leq y < \frac{3\pi}{2}$.

† Most texts use this definition. A few use the restriction $-\pi < y \leq -\frac{\pi}{2}$, $0 < y \leq \frac{\pi}{2}$.

2 Find the Value of Inverse Secant, Cosecant, and Cotangent Functions

EXAMPLE 1

Finding the Exact Value of Inverse Secant, Cosecant, and Cotangent Functions

Find the exact value of each expression.

(a) $\sec^{-1} 1$ (b) $\csc^{-1} 2$ (c) $\cot^{-1}(-\sqrt{3})$

Solution

- (a) Let $\theta = \sec^{-1} 1$. Then θ is the angle, $0 \leq \theta \leq \pi$, $\theta \neq \frac{\pi}{2}$, whose secant equals 1 (or, equivalently, whose cosine equals 1).

$$\theta = \sec^{-1} 1 \quad 0 \leq \theta \leq \pi, \quad \theta \neq \frac{\pi}{2}$$

$$\sec \theta = 1 \quad 0 \leq \theta \leq \pi, \quad \theta \neq \frac{\pi}{2}$$

The only angle θ for which $0 \leq \theta \leq \pi$, $\theta \neq \frac{\pi}{2}$, whose secant is 1 is 0, so $\sec^{-1} 1 = 0$.

- (b) Let $\theta = \csc^{-1} 2$. Then θ is the angle, $-\frac{\pi}{2} \leq \theta \leq \frac{\pi}{2}$, $\theta \neq 0$, whose cosecant equals 2 (or, equivalently, whose sine equals $\frac{1}{2}$).

$$\theta = \csc^{-1} 2 \quad -\frac{\pi}{2} \leq \theta \leq \frac{\pi}{2}, \quad \theta \neq 0$$

$$\csc \theta = 2 \quad -\frac{\pi}{2} \leq \theta \leq \frac{\pi}{2}, \quad \theta \neq 0$$

The only angle θ for which $-\frac{\pi}{2} \leq \theta \leq \frac{\pi}{2}$, $\theta \neq 0$, whose cosecant is 2 is $\frac{\pi}{6}$, so $\csc^{-1} 2 = \frac{\pi}{6}$.

- (c) Let $\theta = \cot^{-1}(-\sqrt{3})$. Then θ is the angle, $0 < \theta < \pi$, whose cotangent equals $-\sqrt{3}$.

$$\theta = \cot^{-1}(-\sqrt{3}) \quad 0 < \theta < \pi$$

$$\cot \theta = -\sqrt{3} \quad 0 < \theta < \pi$$

The only angle θ for which $0 < \theta < \pi$ whose cotangent is $-\sqrt{3}$ is $\frac{5\pi}{6}$, so $\cot^{-1}(-\sqrt{3}) = \frac{5\pi}{6}$. J

Now Work PROBLEM 11

Most calculators do not have keys that evaluate the inverse cotangent, cosecant, or secant functions. The easiest way to evaluate them is to convert each to an inverse trigonometric function whose range is the same as the one to be evaluated. In this regard, notice that $y = \cot^{-1} x$ and $y = \sec^{-1} x$, except where undefined, have the same range as $y = \cos^{-1} x$ and that $y = \csc^{-1} x$, except where undefined, has the same range as $y = \sin^{-1} x$.

NOTE Remember that the range of $y = \sin^{-1} x$ is $\left[-\frac{\pi}{2}, \frac{\pi}{2}\right]$ and that the range of $y = \cos^{-1} x$ is $[0, \pi]$. ■

EXAMPLE 2

Approximating the Value of Inverse Trigonometric Functions

Use a calculator to approximate each expression in radians rounded to two decimal places.

(a) $\sec^{-1} 3$ (b) $\csc^{-1}(-4)$ (c) $\cot^{-1} \frac{1}{2}$ (d) $\cot^{-1}(-2)$

Solution

First, set the calculator to radian mode.

- (a) Let $\theta = \sec^{-1} 3$. Then $\sec \theta = 3$ and $0 \leq \theta \leq \pi, \theta \neq \frac{\pi}{2}$. Now find $\cos \theta$ because $y = \cos^{-1} x$ has the same range as $y = \sec^{-1} x$, except where undefined. Because $\sec \theta = \frac{1}{\cos \theta} = 3$, this means $\cos \theta = \frac{1}{3}$. Then $\theta = \cos^{-1} \frac{1}{3}$, and

$$\sec^{-1} 3 = \theta = \cos^{-1} \frac{1}{3} \approx 1.23$$

↑
Use a calculator.

- (b) Let $\theta = \csc^{-1}(-4)$. Then $\csc \theta = -4, -\frac{\pi}{2} \leq \theta \leq \frac{\pi}{2}, \theta \neq 0$. Now find $\sin \theta$ because $y = \sin^{-1} x$ has the same range as $y = \csc^{-1} x$, except where undefined. Because $\csc \theta = \frac{1}{\sin \theta} = -4$, this means $\sin \theta = -\frac{1}{4}$. Then $\theta = \sin^{-1}\left(-\frac{1}{4}\right)$, and

$$\csc^{-1}(-4) = \theta = \sin^{-1}\left(-\frac{1}{4}\right) \approx -0.25$$

- (c) Let $\theta = \cot^{-1} \frac{1}{2}$. Then $\cot \theta = \frac{1}{2}, 0 < \theta < \pi$. Since $\cot \theta > 0$, it follows that θ lies in quadrant I. Now find $\cos \theta$ because $y = \cos^{-1} x$ has the same range as $y = \cot^{-1} x$, except where undefined. Use Figure 15 to find that $\cos \theta = \frac{1}{\sqrt{5}}, 0 < \theta < \frac{\pi}{2}$. So, $\theta = \cos^{-1}\left(\frac{1}{\sqrt{5}}\right)$, and

$$\cot^{-1} \frac{1}{2} = \theta = \cos^{-1}\left(\frac{1}{\sqrt{5}}\right) \approx 1.11$$

- (d) Let $\theta = \cot^{-1}(-2)$. Then $\cot \theta = -2, 0 < \theta < \pi$. Since $\cot \theta < 0$, θ lies in quadrant II. Use Figure 16 to find that $\cos \theta = -\frac{2}{\sqrt{5}}, \frac{\pi}{2} < \theta < \pi$. This means $\theta = \cos^{-1}\left(-\frac{2}{\sqrt{5}}\right)$, and

$$\cot^{-1}(-2) = \theta = \cos^{-1}\left(-\frac{2}{\sqrt{5}}\right) \approx 2.68$$

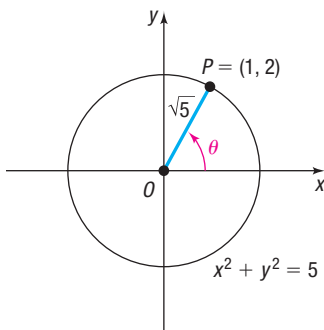


Figure 15 $\cot \theta = \frac{1}{2}, 0 < \theta < \pi$

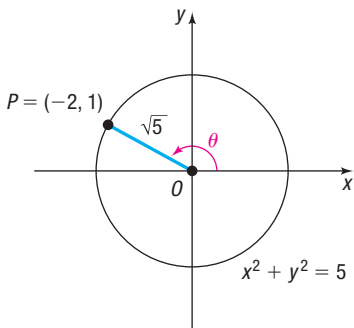


Figure 16 $\cot \theta = -2, 0 < \theta < \pi$

Now Work PROBLEM 21

3 Find the Exact Value of Composite Functions Involving the Inverse Trigonometric Functions

EXAMPLE 3

Finding the Exact Value of an Expression Involving Inverse Trigonometric Functions

Find the exact value of: $\sin\left(\tan^{-1} \frac{1}{2}\right)$

Solution Let $\theta = \tan^{-1} \frac{1}{2}$. Then $\tan \theta = \frac{1}{2}$, where $-\frac{\pi}{2} < \theta < \frac{\pi}{2}$. Because $\tan \theta > 0$, it follows that $0 < \theta < \frac{\pi}{2}$, so θ lies in quadrant I. Because $\tan \theta = \frac{1}{2} = \frac{y}{x}$, let $x = 2$ and $y = 1$. Since $r = d(O, P) = \sqrt{2^2 + 1^2} = \sqrt{5}$, the point $P = (x, y) = (2, 1)$ is on the circle $x^2 + y^2 = 5$. See Figure 17. Then

$$\sin\left(\tan^{-1} \frac{1}{2}\right) = \sin \theta = \frac{1}{\sqrt{5}} = \frac{\sqrt{5}}{5}$$

↑ $\sin \theta = \frac{y}{r}$

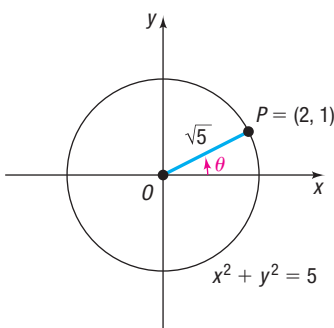


Figure 17 $\tan \theta = \frac{1}{2}$

EXAMPLE 4

Finding the Exact Value of an Expression Involving Inverse Trigonometric Functions

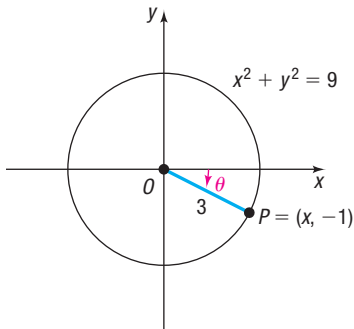


Figure 18 $\sin \theta = -\frac{1}{3}$

Find the exact value of: $\cos\left[\sin^{-1}\left(-\frac{1}{3}\right)\right]$

Solution Let $\theta = \sin^{-1}\left(-\frac{1}{3}\right)$. Then $\sin \theta = -\frac{1}{3}$ and $-\frac{\pi}{2} \leq \theta \leq \frac{\pi}{2}$. Because $\sin \theta < 0$, it follows that $-\frac{\pi}{2} \leq \theta < 0$, so θ lies in quadrant IV. Since $\sin \theta = \frac{-1}{3} = \frac{y}{r}$, let $y = -1$ and $r = 3$. The point $P = (x, y) = (x, -1)$, $x > 0$, is on a circle of radius 3, $x^2 + y^2 = 9$. See Figure 18. Then $x^2 = 8$ and $x = 2\sqrt{2}$ so

$$\cos\left[\sin^{-1}\left(-\frac{1}{3}\right)\right] = \cos \theta = \frac{2\sqrt{2}}{3}$$

↑ $\cos \theta = \frac{x}{r}$

EXAMPLE 5

Finding the Exact Value of an Expression Involving Inverse Trigonometric Functions

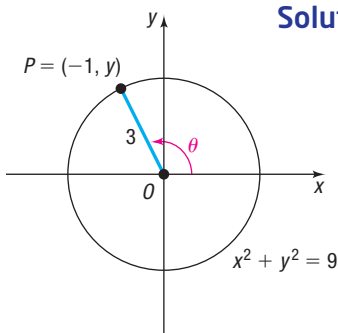


Figure 19 $\cos \theta = -\frac{1}{3}$

Solution

Find the exact value of: $\tan\left[\cos^{-1}\left(-\frac{1}{3}\right)\right]$

Let $\theta = \cos^{-1}\left(-\frac{1}{3}\right)$. Then $\cos \theta = -\frac{1}{3}$ and $0 \leq \theta \leq \pi$. Because $\cos \theta < 0$, it follows that $\frac{\pi}{2} < \theta \leq \pi$, so θ lies in quadrant II. Since $\cos \theta = \frac{-1}{3} = \frac{x}{r}$, let $x = -1$ and $r = 3$. The point $P = (x, y) = (-1, y)$, $y > 0$, is on a circle of radius $r = 3$, $x^2 + y^2 = 9$. See Figure 19. Then $y^2 = 8$ and $y = 2\sqrt{2}$. Since $x = -1$, we have

$$\tan\left[\cos^{-1}\left(-\frac{1}{3}\right)\right] = \tan \theta = \frac{2\sqrt{2}}{-1} = -2\sqrt{2}$$

↑ $\tan \theta = \frac{y}{x}$

Now Work PROBLEMS 33 AND 51

4 Write a Trigonometric Expression as an Algebraic Expression



EXAMPLE 6

Writing a Trigonometric Expression as an Algebraic Expression

Write $\sin(\tan^{-1} u)$ as an algebraic expression containing u .

Solution Let $\theta = \tan^{-1} u$ so that $\tan \theta = u$, $-\frac{\pi}{2} < \theta < \frac{\pi}{2}$, $-\infty < u < \infty$. This means $\sec \theta > 0$. Then

$$\sin(\tan^{-1} u) = \sin \theta = \sin \theta \cdot \frac{\cos \theta}{\cos \theta} = \tan \theta \cos \theta = \frac{\tan \theta}{\sec \theta} = \frac{\tan \theta}{\sqrt{1 + \tan^2 \theta}} = \frac{u}{\sqrt{1 + u^2}}$$

↑ $\frac{\cos \theta}{\cos \theta}$ ↑ $\frac{\sin \theta}{\cos \theta} = \tan \theta$ ↑ $\frac{\tan \theta}{\sec \theta}$
 Multiply by 1 = $\frac{\cos \theta}{\cos \theta}$ $\frac{\sin \theta}{\cos \theta} = \tan \theta$ $\frac{\sec^2 \theta}{\sec \theta} = \frac{1 + \tan^2 \theta}{\sec \theta} > 0$


Now Work PROBLEM 61

7.2 Assess Your Understanding

'Are You Prepared?' Answers are given at the end of these exercises. If you get a wrong answer, read the pages listed in red.

1. What are the domain and the range of $y = \sec x$? (pp. 393–394)
2. **True or False** The graph of $y = \sec x$ is one-to-one on the set $\left[0, \frac{\pi}{2}\right) \cup \left(\frac{\pi}{2}, \pi\right]$. (pp. 424–427)
3. If $\tan \theta = \frac{1}{2}$, $-\frac{\pi}{2} < \theta < \frac{\pi}{2}$, then $\sin \theta =$ _____ . (pp. 399–402)

Concepts and Vocabulary

-  4. $y = \sec^{-1} x$ if and only if _____, where $|x|$ _____ and _____ $\leq y \leq$ _____, $y \neq \frac{\pi}{2}$.
5. To find the inverse secant of a real number x , $|x| \geq 1$, convert the inverse secant to an inverse _____.

6. **True or False** It is impossible to obtain exact values for the inverse secant function.
7. **True or False** $\csc^{-1} 0.5$ is not defined.
8. **True or False** The domain of the inverse cotangent function is the set of real numbers.

Skill Building

In Problems 9–20, find the exact value of each expression.

9. $\cot^{-1} \sqrt{3}$

10. $\cot^{-1} 1$

 11. $\csc^{-1}(-1)$

12. $\csc^{-1} \sqrt{2}$

13. $\sec^{-1} \frac{2\sqrt{3}}{3}$

14. $\sec^{-1}(-2)$

15. $\cot^{-1}\left(-\frac{\sqrt{3}}{3}\right)$

16. $\csc^{-1}\left(-\frac{2\sqrt{3}}{3}\right)$

17. $\sec^{-1}(-\sqrt{2})$

18. $\cot^{-1}(-1)$

19. $\csc^{-1}(-\sqrt{2})$

20. $\sec^{-1} 1$

In Problems 21–32, use a calculator to find the approximate value of each expression rounded to two decimal places.

 21. $\sec^{-1} 4$

22. $\csc^{-1} 5$

23. $\cot^{-1} 2$

24. $\sec^{-1}(-3)$

25. $\csc^{-1}(-3)$

26. $\cot^{-1}\left(-\frac{1}{2}\right)$

27. $\cot^{-1}(-\sqrt{5})$

28. $\cot^{-1}(-8.1)$


29. $\csc^{-1}\left(-\frac{3}{2}\right)$

30. $\sec^{-1}\left(-\frac{4}{3}\right)$

31. $\cot^{-1}\left(-\frac{3}{2}\right)$

32. $\cot^{-1}(-\sqrt{10})$

In Problems 33–60, find the exact value of each expression.

 33. $\cos\left(\sin^{-1} \frac{\sqrt{2}}{2}\right)$

34. $\sin\left(\cos^{-1} \frac{1}{2}\right)$

35. $\tan\left[\cos^{-1}\left(-\frac{\sqrt{3}}{2}\right)\right]$

36. $\tan\left[\sin^{-1}\left(-\frac{1}{2}\right)\right]$

37. $\sec\left(\cos^{-1} \frac{1}{2}\right)$

38. $\cot\left[\sin^{-1}\left(-\frac{1}{2}\right)\right]$

39. $\csc(\tan^{-1} 1)$

40. $\sec(\tan^{-1} \sqrt{3})$

41. $\sin[\tan^{-1}(-1)]$

42. $\cos\left[\sin^{-1}\left(-\frac{\sqrt{3}}{2}\right)\right]$

43. $\sec\left[\sin^{-1}\left(-\frac{1}{2}\right)\right]$

44. $\csc\left[\cos^{-1}\left(-\frac{\sqrt{3}}{2}\right)\right]$

45. $\cos^{-1}\left(\sin \frac{5\pi}{4}\right)$


46. $\tan^{-1}\left(\cot \frac{2\pi}{3}\right)$

47. $\sin^{-1}\left[\cos\left(-\frac{7\pi}{6}\right)\right]$

48. $\cos^{-1}\left[\tan\left(-\frac{\pi}{4}\right)\right]$

49. $\tan\left(\sin^{-1} \frac{1}{3}\right)$

50. $\tan\left(\cos^{-1} \frac{1}{3}\right)$

 51. $\sec\left(\tan^{-1} \frac{1}{2}\right)$

52. $\cos\left(\sin^{-1} \frac{\sqrt{2}}{3}\right)$

53. $\cot\left[\sin^{-1}\left(-\frac{\sqrt{2}}{3}\right)\right]$

54. $\csc[\tan^{-1}(-2)]$

55. $\sin[\tan^{-1}(-3)]$

56. $\cot\left[\cos^{-1}\left(-\frac{\sqrt{3}}{3}\right)\right]$

57. $\sec\left(\sin^{-1} \frac{2\sqrt{5}}{5}\right)$

58. $\csc\left(\tan^{-1} \frac{1}{2}\right)$

59. $\sin^{-1}\left(\cos \frac{3\pi}{4}\right)$

60. $\cos^{-1}\left(\sin \frac{7\pi}{6}\right)$

In Problems 61–70, write each trigonometric expression as an algebraic expression in u .

 61. $\cos(\tan^{-1} u)$

62. $\sin(\cos^{-1} u)$

63. $\tan(\sin^{-1} u)$

64. $\tan(\cos^{-1} u)$

65. $\sin(\sec^{-1} u)$

66. $\sin(\cot^{-1} u)$

67. $\cos(\csc^{-1} u)$

68. $\cos(\sec^{-1} u)$

69. $\tan(\cot^{-1} u)$

70. $\tan(\sec^{-1} u)$

Mixed Practice In Problems 71–82, $f(x) = \sin x$, $-\frac{\pi}{2} \leq x \leq \frac{\pi}{2}$; $g(x) = \cos x$, $0 \leq x \leq \pi$; and $h(x) = \tan x$, $-\frac{\pi}{2} < x < \frac{\pi}{2}$. Find the exact value of each composite function.

71. $g\left(f^{-1}\left(\frac{12}{13}\right)\right)$

72. $f\left(g^{-1}\left(\frac{5}{13}\right)\right)$

73. $g^{-1}\left(f\left(-\frac{\pi}{4}\right)\right)$

74. $f^{-1}\left(g\left(\frac{5\pi}{6}\right)\right)$

75. $h\left(f^{-1}\left(-\frac{3}{5}\right)\right)$

76. $h\left(g^{-1}\left(-\frac{4}{5}\right)\right)$

77. $g\left(h^{-1}\left(\frac{12}{5}\right)\right)$

78. $f\left(h^{-1}\left(\frac{5}{12}\right)\right)$

79. $g^{-1}\left(f\left(-\frac{\pi}{3}\right)\right)$

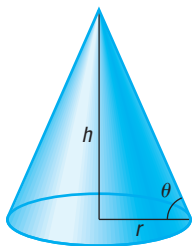
80. $g^{-1}\left(f\left(-\frac{\pi}{6}\right)\right)$

81. $h\left(g^{-1}\left(-\frac{1}{4}\right)\right)$

82. $h\left(f^{-1}\left(-\frac{2}{5}\right)\right)$

Applications and Extensions

Problems 83 and 84 require the following discussion: When granular materials are allowed to fall freely, they form conical (cone-shaped) piles. The naturally occurring angle, measured from the horizontal, at which the loose material comes to rest is called the **angle of repose** and varies for different materials. The angle of repose θ is related to the height h and the base radius r of the conical pile by the equation $\theta = \cot^{-1} \frac{r}{h}$. See the figure.



83. Angle of Repose: De-icing Salt Due to potential transportation issues (for example, frozen waterways), de-icing salt used by highway departments in the Midwest must be ordered early and stored for future use. When de-icing salt is stored in a pile 14 feet high, the diameter of the base of the pile is 45 feet.

- Find the angle of repose for de-icing salt.
- What is the base diameter of a pile that is 17 feet high?
- What is the height of a pile that has a base diameter of approximately 122 feet?

Source: Salt Institute, *The Salt Storage Handbook*, 2015

84. Angle of Repose: Bunker Sand The steepness of sand bunkers on a golf course is affected by the angle of repose of the sand (a larger angle of repose allows for steeper bunkers). A freestanding pile of loose sand from a United States Golf Association (USGA) bunker had a height of 4 feet and a base diameter of approximately 6.68 feet.

- Find the angle of repose for USGA bunker sand.

- What is the height of such a pile if the diameter of the base is 8 feet?
- A 6-foot-high pile of loose Tour Grade 50/50 sand has a base diameter of approximately 8.44 feet. Which type of sand (USGA or Tour Grade 50/50) would be better suited for steep bunkers?

Source: Purdue University Turfgrass Science Program

85. Artillery A projectile fired into the first quadrant from the origin of a rectangular coordinate system will pass through the point (x, y) at time t according to the relationship $\cot \theta = \frac{2x}{2y + gt^2}$, where θ = the angle of elevation of the launcher and g = the acceleration due to gravity = 32.2 feet/second². An artilleryman is firing at an enemy bunker located 2450 feet up the side of a hill that is 6175 feet away. He fires a round, and exactly 2.27 seconds later he scores a direct hit.

- What angle of elevation did he use?
- If the angle of elevation is also given by $\sec \theta = \frac{v_0 t}{x}$, where v_0 is the muzzle velocity of the weapon, find the muzzle velocity of the artillery piece he used.

Source: www.egwald.com/geometry/projectile3d.php

86. Challenge Problem Find the exact value:

$$\cot \left[\sec^{-1} \left(\sin \frac{\pi}{3} + \tan \frac{\pi}{6} \right) \right]$$

87. Challenge Problem Write as an algebraic expression in x :

$$\sec \{ \tan^{-1} [\sin(\cos^{-1}|x|)] \}$$

Explaining Concepts: Discussion and Writing

- Explain in your own words how you would use your calculator to find the value of $\cot^{-1} 10$.
- Consult three books on calculus, and then write down the definition in each of $y = \sec^{-1} x$ and $y = \csc^{-1} x$. Compare these with the definitions given in this text.

Retain Your Knowledge

Problems 90–99 are based on material learned earlier in the course. The purpose of these problems is to keep the material fresh in your mind so that you are better prepared for the final exam.

- Find the complex zeros of $f(x) = x^4 + 21x^2 - 100$.
- Determine algebraically whether $f(x) = x^3 + x^2 - x$ is even, odd, or neither.
- Convert 315° to radians.
- Find the length of the arc subtended by a central angle of 75° on a circle of radius 6 inches. Give both the exact length and an approximation rounded to two decimal places.
- Consider $f(x) = -2x^2 - 10x + 3$.
 - Find the vertex.
 - Is the parabola concave up or concave down?
 - Find where f is increasing and where f is decreasing.
- Solve: $\log_5(x^2 + 16) = 2$
- If $f(x) = \sqrt{x-3}$ and $g(x) = \frac{x-7}{x-4}$, find the domain of $\left(\frac{f}{g}\right)(x)$.
- Find the equation of a sine function with amplitude 4, period $\frac{\pi}{3}$, and phase shift 1.
- Rationalize the numerator: $\frac{\sqrt{1-x^2} - \sqrt{1-c^2}}{x-c}$
- Find the average rate of change of $f(x) = \sin x$ from $\frac{\pi}{2}$ to $\frac{4\pi}{3}$.

'Are You Prepared?' Answers


- Domain: $\left\{ x \mid x \neq \text{odd integer multiples of } \frac{\pi}{2} \right\}$; Range: $\{ y \mid y \leq -1 \text{ or } y \geq 1 \}$
- True
- $\frac{\sqrt{5}}{5}$

7.3 Trigonometric Equations

PREPARING FOR THIS SECTION Before getting started, review the following:

- Solving Equations (Section A.6, pp. A44–A51)
- Values of the Trigonometric Functions (Section 6.2, pp. 377–386)
- Using a Graphing Utility to Solve Equations (Section B.4, pp. B6–B8)
- Fundamental Identities (Section 6.3, pp. 397–399)

 **Now Work** the 'Are You Prepared?' problems on page 474.

- OBJECTIVES**
- 1 Solve Equations Involving a Single Trigonometric Function (p. 469)
 - 2 Solve Trigonometric Equations Using a Calculator (p. 472)
 - 3 Solve Trigonometric Equations Quadratic in Form (p. 473)
 - 4 Solve Trigonometric Equations Using Fundamental Identities (p. 473)
 -  5 Solve Trigonometric Equations Using a Graphing Utility (p. 474)

In this section, we discuss **trigonometric equations**—that is, equations involving trigonometric functions that are satisfied only by some values of the variable (or, possibly, are not satisfied by any values of the variable). The values that satisfy the equation are called **solutions** of the equation.

1 Solve Equations Involving a Single Trigonometric Function

EXAMPLE 1

Checking Whether a Given Number Is a Solution of a Trigonometric Equation

Determine whether $\theta = \frac{\pi}{4}$ is a solution of the equation $2 \sin \theta - 1 = 0$. Is $\theta = \frac{\pi}{6}$ a solution?

Solution Replace θ by $\frac{\pi}{4}$ in the equation $2 \sin \theta - 1 = 0$. The result is

$$2 \sin \frac{\pi}{4} - 1 = 2 \cdot \frac{\sqrt{2}}{2} - 1 = \sqrt{2} - 1 \neq 0$$

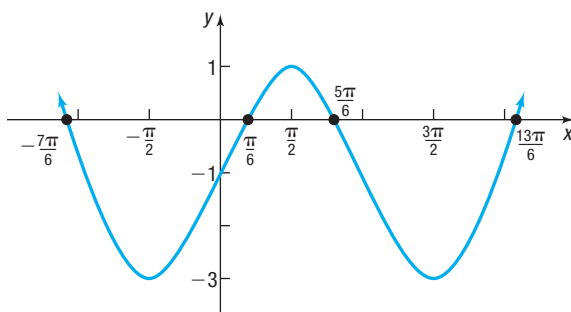
Therefore, $\frac{\pi}{4}$ is not a solution.

Next replace θ by $\frac{\pi}{6}$ in the equation. The result is

$$2 \sin \frac{\pi}{6} - 1 = 2 \cdot \frac{1}{2} - 1 = 0$$

Therefore $\frac{\pi}{6}$ is a solution of the equation, $2 \sin \theta - 1 = 0$. J

The equation $2 \sin \theta - 1 = 0$ in Example 1 has other solutions besides $\theta = \frac{\pi}{6}$. For example, $\theta = \frac{5\pi}{6}$ is also a solution, as is $\theta = \frac{13\pi}{6}$. (Check this for yourself.) In fact, the equation has an infinite number of solutions because of the periodicity of the sine function, as can be seen in Figure 20 on the next page, which shows the graph of $y = 2 \sin x - 1$. Each x -intercept of the graph represents a solution to the equation $2 \sin x - 1 = 0$.

Figure 20 $y = 2 \sin x - 1$

Unless the domain of the variable is restricted, we need to find *all* the solutions of a trigonometric equation. As the next example illustrates, finding all the solutions can be accomplished by first finding solutions over an interval whose length equals the period of the function and then adding multiples of that period to the solutions found.

EXAMPLE 2

Finding All the Solutions of a Trigonometric Equation

Solve the equation: $\cos \theta = \frac{1}{2}$

Give a general formula for all the solutions. List eight of the solutions.

Solution

The period of the cosine function is 2π . In the interval $[0, 2\pi)$, there are two angles θ for which $\cos \theta = \frac{1}{2}$: $\theta = \frac{\pi}{3}$ and $\theta = \frac{5\pi}{3}$. See Figure 21. Because the cosine function has period 2π , all the solutions of $\cos \theta = \frac{1}{2}$ may be given by the general formula

$$\theta = \frac{\pi}{3} + 2k\pi \quad \text{or} \quad \theta = \frac{5\pi}{3} + 2k\pi \quad k \text{ any integer}$$

Eight of the solutions are

$$\underbrace{-\frac{5\pi}{3}, -\frac{\pi}{3}}_{k = -1}, \underbrace{\frac{\pi}{3}, \frac{5\pi}{3}}_{k = 0}, \underbrace{\frac{7\pi}{3}, \frac{11\pi}{3}}_{k = 1}, \underbrace{\frac{13\pi}{3}, \frac{17\pi}{3}}_{k = 2}$$

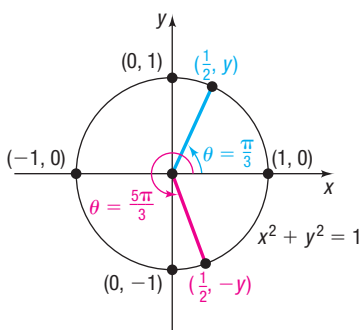


Figure 21

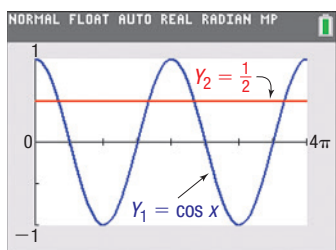


Figure 22



Check: To verify the solutions, graph $Y_1 = \cos x$ and $Y_2 = \frac{1}{2}$ and determine where the graphs intersect. (Be sure to graph in radian mode.) See Figure 22. The graph of Y_1 intersects the graph of Y_2 at $x = 1.05 \left(\approx \frac{\pi}{3} \right)$, $5.24 \left(\approx \frac{5\pi}{3} \right)$, $7.33 \left(\approx \frac{7\pi}{3} \right)$, and $11.52 \left(\approx \frac{11\pi}{3} \right)$, rounded to two decimal places.

Now Work PROBLEM 37

In most of the work we do, we shall be interested only in finding solutions of trigonometric equations for $0 \leq \theta < 2\pi$.

EXAMPLE 3

Solving a Linear Trigonometric Equation

Solve the equation: $2 \sin \theta + \sqrt{3} = 0$, $0 \leq \theta < 2\pi$

Solution

First solve the equation for $\sin \theta$.

$$2 \sin \theta + \sqrt{3} = 0$$

$$2 \sin \theta = -\sqrt{3} \quad \text{Subtract } \sqrt{3} \text{ from both sides.}$$

$$\sin \theta = -\frac{\sqrt{3}}{2} \quad \text{Divide both sides by 2.}$$

In the interval $[0, 2\pi)$, there are two angles θ for which $\sin \theta = -\frac{\sqrt{3}}{2}$: $\theta = \frac{4\pi}{3}$ and $\theta = \frac{5\pi}{3}$. The solution set is $\left\{\frac{4\pi}{3}, \frac{5\pi}{3}\right\}$.

 **Now Work** PROBLEM 13

When the argument of the trigonometric function in an equation is a multiple of θ , the general formula is required to solve the equation.

EXAMPLE 4

Solving a Trigonometric Equation Involving a Double Angle

Solve the equation: $\sin(2\theta) = \frac{1}{2}$, $0 \leq \theta < 2\pi$

Solution

In the interval $[0, 2\pi)$, the sine function equals $\frac{1}{2}$ at $\frac{\pi}{6}$ and $\frac{5\pi}{6}$. See Figure 23(a).

In the interval $[0, 2\pi)$, the graph of $y = \sin(2\theta)$ completes two cycles, and the graph of $y = \frac{1}{2}$ intersects the graph of $y = \sin(2\theta)$ four times. See Figure 23(b). So, there are four solutions of the equation $\sin(2\theta) = \frac{1}{2}$ in the interval $[0, 2\pi)$. To find the solutions, use 2θ in the general formula that gives all the solutions.

$$2\theta = \frac{\pi}{6} + 2k\pi \quad \text{or} \quad 2\theta = \frac{5\pi}{6} + 2k\pi \quad k \text{ an integer} \quad \text{The argument is } 2\theta.$$

$$\theta = \frac{\pi}{12} + k\pi \quad \text{or} \quad \theta = \frac{5\pi}{12} + k\pi \quad \text{Divide by 2.}$$

Then

$$\theta = \frac{\pi}{12} + (-1)\pi = \frac{-11\pi}{12} \quad k = -1 \quad \theta = \frac{5\pi}{12} + (-1)\pi = \frac{-7\pi}{12}$$

$$\theta = \frac{\pi}{12} + 0 \cdot \pi = \frac{\pi}{12} \quad k = 0 \quad \theta = \frac{5\pi}{12} + 0 \cdot \pi = \frac{5\pi}{12}$$

$$\theta = \frac{\pi}{12} + 1 \cdot \pi = \frac{13\pi}{12} \quad k = 1 \quad \theta = \frac{5\pi}{12} + 1 \cdot \pi = \frac{17\pi}{12}$$

$$\theta = \frac{\pi}{12} + 2 \cdot \pi = \frac{25\pi}{12} \quad k = 2 \quad \theta = \frac{5\pi}{12} + 2 \cdot \pi = \frac{29\pi}{12}$$

In the interval $[0, 2\pi)$, the solutions of $\sin(2\theta) = \frac{1}{2}$ are $\theta = \frac{\pi}{12}$, $\theta = \frac{5\pi}{12}$, $\theta = \frac{13\pi}{12}$,

and $\theta = \frac{17\pi}{12}$. The solution set is $\left\{\frac{\pi}{12}, \frac{5\pi}{12}, \frac{13\pi}{12}, \frac{17\pi}{12}\right\}$. The graph of $y = \sin(2\theta)$

intersects the graph of $y = \frac{1}{2}$ at the points $\left(\frac{\pi}{12}, \frac{1}{2}\right)$, $\left(\frac{5\pi}{12}, \frac{1}{2}\right)$, $\left(\frac{13\pi}{12}, \frac{1}{2}\right)$, and $\left(\frac{17\pi}{12}, \frac{1}{2}\right)$ in the interval $[0, 2\pi)$.

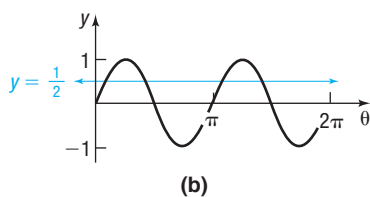
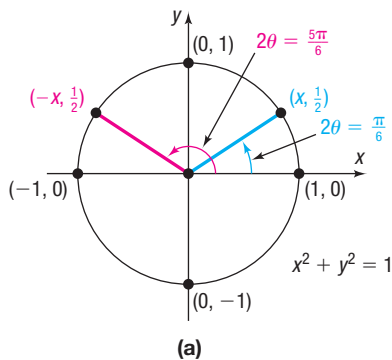
 **Now Work** PROBLEM 29


Figure 23

WARNING In solving a trigonometric equation for θ , $0 \leq \theta < 2\pi$, in which the argument is not θ (as in Example 4), you must write down all the solutions first and then list those that are in the interval $[0, 2\pi)$. Otherwise, solutions may be lost. ■

EXAMPLE 5

Solving a Trigonometric Equation

Solve the equation: $\tan\left(\theta - \frac{\pi}{2}\right) = 1, \quad 0 \leq \theta < 2\pi$

Solution

The period of the tangent function is π . In the interval $[0, \pi)$, the tangent function has the value 1 when the argument is $\frac{\pi}{4}$. Because the argument is $\theta - \frac{\pi}{2}$ in the given equation, use it in the general formula that gives all the solutions.

$$\begin{aligned}\theta - \frac{\pi}{2} &= \frac{\pi}{4} + k\pi \quad k \text{ any integer} \\ \theta &= \frac{3\pi}{4} + k\pi\end{aligned}$$

In the interval $[0, 2\pi)$, $\theta = \frac{3\pi}{4}$ and $\theta = \frac{3\pi}{4} + \pi = \frac{7\pi}{4}$ are the only solutions.

The solution set is $\left\{\frac{3\pi}{4}, \frac{7\pi}{4}\right\}$.

 Now Work PROBLEM 27

2 Solve Trigonometric Equations Using a Calculator

The next example illustrates how to solve trigonometric equations using a calculator. Remember that the function keys on a calculator give only values consistent with the definition of the function.

EXAMPLE 6

Solving a Trigonometric Equation Using a Calculator

Use a calculator to solve the equation $\tan \theta = -2, 0 \leq \theta < 2\pi$. Express any solutions in radians, rounded to two decimal places.

Solution

To solve $\tan \theta = -2$ on a calculator, first set the mode to radians. Then use the $\boxed{\tan^{-1}}$ key to obtain

$$\theta = \tan^{-1}(-2) \approx -1.1071487$$

Rounded to two decimal places, $\theta = \tan^{-1}(-2) = -1.11$ radian. Because of the definition of $y = \tan^{-1} x$, the angle θ that is obtained is the angle $-\frac{\pi}{2} < \theta < \frac{\pi}{2}$ for which $\tan \theta = -2$. But we want solutions for which $0 \leq \theta < 2\pi$. Since the period of the tangent function is π , the angles $\pi - 1.11$ and $2\pi - 1.11$ are solutions that lie in the interval $[0, 2\pi)$. Note that the angle $3\pi - 1.11$ lies outside the interval and so is not a solution.

The solutions of the equation $\tan \theta = -2, 0 \leq \theta < 2\pi$, are

$$\theta = \pi - 1.11 \approx 2.03 \text{ radians} \quad \text{and} \quad \theta = 2\pi - 1.11 \approx 5.17 \text{ radians}$$

The solution set is $\{2.03, 5.17\}$.

Figure 24 illustrates another way to obtain the solutions. Start with the angle $\theta = -1.11$. Then $\pi - 1.11$ is the angle in quadrant II, where $\tan \theta = -2$, and $2\pi - 1.11$ is the angle in quadrant IV where $\tan \theta = -2$.

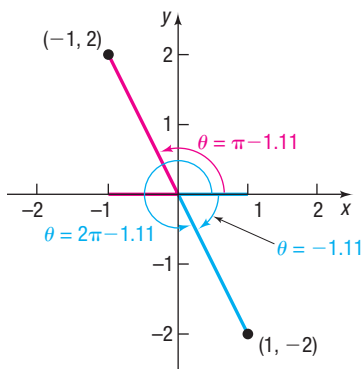


Figure 24 $\tan \theta = -2$

WARNING Example 6 illustrates that caution must be exercised when solving trigonometric equations on a calculator. Remember that the calculator supplies an angle only within the restrictions of the definition of the inverse trigonometric function. To find the remaining solutions, you must identify other quadrants, if any, in which a solution may be located. ■

 Now Work PROBLEM 49

3 Solve Trigonometric Equations Quadratic in Form

Many trigonometric equations can be solved using techniques that we already know, such as using the quadratic formula (if the equation is a second-degree polynomial) or factoring.

EXAMPLE 7

Solving a Trigonometric Equation Quadratic in Form

Solve the equation: $2 \sin^2 \theta - 3 \sin \theta + 1 = 0$, $0 \leq \theta < 2\pi$

Solution This equation is a quadratic equation in $\sin \theta$ that can be factored.

$$2 \sin^2 \theta - 3 \sin \theta + 1 = 0 \quad 2x^2 - 3x + 1 = 0, \quad x = \sin \theta$$

$$(2 \sin \theta - 1)(\sin \theta - 1) = 0 \quad (2x - 1)(x - 1) = 0$$

$$2 \sin \theta - 1 = 0 \quad \text{or} \quad \sin \theta - 1 = 0 \quad \text{Use the Zero-Product Property.}$$

$$\sin \theta = \frac{1}{2} \quad \text{or} \quad \sin \theta = 1$$

Solving each equation in the interval $[0, 2\pi)$ yields

$$\theta = \frac{\pi}{6} \quad \theta = \frac{5\pi}{6} \quad \theta = \frac{\pi}{2}$$

The solution set is $\left\{ \frac{\pi}{6}, \frac{\pi}{2}, \frac{5\pi}{6} \right\}$.

 **Now Work** PROBLEM 63

4 Solve Trigonometric Equations Using Fundamental Identities

Often when a trigonometric equation contains more than one trigonometric function, identities can be used to obtain an equivalent equation that contains only one trigonometric function.

EXAMPLE 8

Solving a Trigonometric Equation Using Identities

Solve the equation: $3 \cos \theta + 3 = 2 \sin^2 \theta$, $0 \leq \theta < 2\pi$

Solution The equation contains a sine and a cosine. However, using the Pythagorean Identity, $\sin^2 \theta + \cos^2 \theta = 1$, the equation is transformed into an equivalent one containing only cosines.

$$3 \cos \theta + 3 = 2 \sin^2 \theta$$

$$3 \cos \theta + 3 = 2(1 - \cos^2 \theta) \quad \sin^2 \theta = 1 - \cos^2 \theta$$

$$3 \cos \theta + 3 = 2 - 2 \cos^2 \theta \quad \text{Quadratic in } \cos \theta$$

$$2 \cos^2 \theta + 3 \cos \theta + 1 = 0$$

$$(2 \cos \theta + 1)(\cos \theta + 1) = 0 \quad \text{Factor}$$

$$2 \cos \theta + 1 = 0 \quad \text{or} \quad \cos \theta + 1 = 0 \quad \text{Use the Zero-Product Property.}$$

$$\cos \theta = -\frac{1}{2} \quad \text{or} \quad \cos \theta = -1$$

Solving each equation in the interval $[0, 2\pi)$ yields

$$\theta = \frac{2\pi}{3} \quad \theta = \frac{4\pi}{3} \quad \theta = \pi$$

The solution set is $\left\{ \frac{2\pi}{3}, \pi, \frac{4\pi}{3} \right\}$.

 **Now Work** PROBLEM 79

EXAMPLE 9**Solving a Trigonometric Equation Using Identities**Solve the equation: $\cos^2 \theta + \sin \theta = 2$, $0 \leq \theta < 2\pi$ **Solution**

This equation involves two trigonometric functions: sine and cosine. By using a Pythagorean Identity, we can express the equation in terms of just sine functions.

$$\begin{aligned}\cos^2 \theta + \sin \theta &= 2 \\ (1 - \sin^2 \theta) + \sin \theta &= 2 & \color{blue}{\cos^2 \theta = 1 - \sin^2 \theta} \\ \sin^2 \theta - \sin \theta + 1 &= 0\end{aligned}$$

This is a quadratic equation in $\sin \theta$. The discriminant is $b^2 - 4ac = 1 - 4 = -3 < 0$. Therefore, the equation has no real solution. The solution set is the empty set, \emptyset .

**5 Solve Trigonometric Equations Using a Graphing Utility**

The techniques introduced in this section apply only to certain types of trigonometric equations. Solutions for other types are usually studied in calculus, using numerical methods.

EXAMPLE 10**Solving a Trigonometric Equation Using a Graphing Utility**Solve: $5 \sin x + x = 3$

Express the solution(s) rounded to two decimal places.

Solution

This trigonometric equation cannot be solved by previous methods. A graphing utility, though, can be used. Each solution of the equation is the x -coordinate of a point of intersection of the graphs of $Y_1 = 5 \sin x + x$ and $Y_2 = 3$. See Figure 25.

There are three points of intersection; the x -coordinates are the solutions of the equation. Use INTERSECT to find

$$x = 0.52 \quad x = 3.18 \quad x = 5.71$$

The solution set is $\{0.52, 3.18, 5.71\}$.

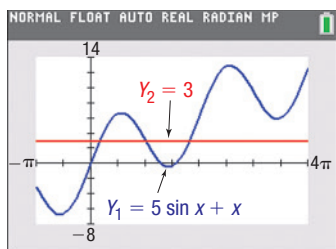


Figure 25

Now Work PROBLEM 85

7.3 Assess Your Understanding

'Are You Prepared?' Answers are given at the end of these exercises. If you get a wrong answer, read the pages listed in red.

- Find the exact value of $\sec^2 \frac{\pi}{15} - \tan^2 \frac{\pi}{15}$. (pp. 397–399)
- $\sin\left(\frac{\pi}{4}\right) = \underline{\hspace{2cm}}$; $\cos\left(\frac{8\pi}{3}\right) = \underline{\hspace{2cm}}$ (pp. 377–386)
- Find the real solutions of $4x^2 - x - 5 = 0$. (pp. A44–A51)
- Find the real solutions of $x^2 - x - 1 = 0$. (pp. A44–A51)
- Find the real solutions of $(2x - 1)^2 - 3(2x - 1) - 4 = 0$. (pp. A44–A51)
- Use a graphing utility to solve $5x^3 - 2 = x - x^2$. Round answers to two decimal places. (pp. B6–B8)

Concepts and Vocabulary

- True or False** Most trigonometric equations have unique solutions.
- True or False** Two solutions of the equation $\sin \theta = \frac{1}{2}$ are $\frac{\pi}{6}$ and $\frac{5\pi}{6}$.
- True or False** The solution set of the equation $\tan \theta = 1$ is given by $\left\{ \theta \mid \theta = \frac{\pi}{4} + k\pi, k \text{ an integer} \right\}$.
- True or False** The equation $\sin \theta = 2$ has a real solution that can be found using a calculator.

11. Multiple Choice If all solutions of a trigonometric equation are given by the general formula $\theta = \frac{\pi}{6} + 2k\pi$ or $\theta = \frac{11\pi}{6} + 2k\pi$, where k is an integer, then which of the following is *not* a solution of the equation?

- (a) $\frac{35\pi}{6}$ (b) $\frac{23\pi}{6}$ (c) $\frac{13\pi}{6}$ (d) $\frac{7\pi}{6}$

12. Multiple Choice Suppose $\theta = \frac{\pi}{2}$ is the only solution of a trigonometric equation in the interval $0 \leq \theta < 2\pi$. Assuming a period of 2π , which of the following formulas gives all solutions of the equation, where k is an integer?

- (a) $\theta = \frac{\pi}{2} + 2k\pi$ (b) $\theta = \frac{\pi}{2} + k\pi$
 (c) $\theta = \frac{k\pi}{2}$ (d) $\theta = \frac{\pi + k\pi}{2}$

Skill Building

In Problems 13–36, solve each equation on the interval $0 \leq \theta < 2\pi$.

13. $2 \sin \theta + 3 = 2$ 14. $1 - \cos \theta = \frac{1}{2}$ 15. $2 \sin \theta + 1 = 0$
 16. $\cos \theta + 1 = 0$ 17. $\tan \theta + 1 = 0$ 18. $\sqrt{3} \cot \theta + 1 = 0$
 19. $4 \sec \theta + 6 = -2$ 20. $5 \csc \theta - 3 = 2$ 21. $3\sqrt{2} \cos \theta + 2 = -1$
 22. $4 \sin \theta + 3\sqrt{3} = \sqrt{3}$ 23. $4 \cos^2 \theta = 1$ 24. $\tan^2 \theta = \frac{1}{3}$
 25. $2 \sin^2 \theta - 1 = 0$ 26. $4 \cos^2 \theta - 3 = 0$ 27. $\sin(3\theta) = -1$
 28. $\tan \frac{\theta}{2} = \sqrt{3}$ 29. $\cos(2\theta) = -\frac{1}{2}$ 30. $\tan(2\theta) = -1$
 31. $\sec \frac{3\theta}{2} = -2$ 32. $\cot \frac{2\theta}{3} = -\sqrt{3}$ 33. $\cos\left(2\theta - \frac{\pi}{2}\right) = -1$
 34. $\sin\left(3\theta + \frac{\pi}{18}\right) = 1$ 35. $\tan\left(\frac{\theta}{2} + \frac{\pi}{3}\right) = 1$ 36. $\cos\left(\frac{\theta}{3} - \frac{\pi}{4}\right) = \frac{1}{2}$

In Problems 37–48, solve each equation. Give a general formula for all the solutions. List six solutions.

37. $\sin \theta = \frac{1}{2}$ 38. $\tan \theta = 1$ 39. $\tan \theta = -\frac{\sqrt{3}}{3}$
 40. $\cos \theta = -\frac{\sqrt{3}}{2}$ 41. $\cos \theta = 0$ 42. $\sin \theta = \frac{\sqrt{2}}{2}$
 43. $\sqrt{3} - \cot \theta = 0$ 44. $2 - \sqrt{3} \csc \theta = 0$ 45. $\cos(2\theta) = -\frac{1}{2}$
 46. $\sin(2\theta) = -1$ 47. $\sin \frac{\theta}{2} = -\frac{\sqrt{3}}{2}$ 48. $\tan \frac{\theta}{2} = -1$

In Problems 49–60, use a calculator to solve each equation on the interval $0 \leq \theta < 2\pi$. Round answers to two decimal places.

49. $\sin \theta = 0.4$ 50. $\cos \theta = 0.6$ 51. $\tan \theta = 5$
 52. $\cot \theta = 2$ 53. $\cos \theta = -0.9$ 54. $\sin \theta = -0.2$
 55. $\sec \theta = -4$ 56. $\csc \theta = -3$ 57. $5 \tan \theta + 9 = 0$
 58. $4 \cot \theta = -5$ 59. $3 \sin \theta - 2 = 0$ 60. $4 \cos \theta + 3 = 0$

In Problems 61–84, solve each equation on the interval $0 \leq \theta < 2\pi$.

61. $2 \cos^2 \theta + \cos \theta = 0$ 62. $\sin^2 \theta - 1 = 0$ 63. $2 \sin^2 \theta - \sin \theta - 1 = 0$
 64. $2 \cos^2 \theta + \cos \theta - 1 = 0$ 65. $(\tan \theta - 1)(\sec \theta - 1) = 0$ 66. $(\cot \theta + 1)\left(\csc \theta - \frac{1}{2}\right) = 0$
 67. $\sin^2 \theta - \cos^2 \theta = 1 + \cos \theta$ 68. $\cos^2 \theta - \sin^2 \theta + \sin \theta = 0$ 69. $\sin^2 \theta = 6(\cos(-\theta) + 1)$

70. $2 \sin^2 \theta = 3(1 - \cos(-\theta))$

71. $\cos \theta = -\sin(-\theta)$

72. $\cos \theta - \sin(-\theta) = 0$

73. $\tan \theta = 2 \sin \theta$

74. $\tan \theta = \cot \theta$

75. $1 + \sin \theta = 2 \cos^2 \theta$

76. $\sin^2 \theta = 2 \cos \theta + 2$

77. $2 \sin^2 \theta - 5 \sin \theta + 3 = 0$

78. $2 \cos^2 \theta - 7 \cos \theta - 4 = 0$

79. $3(1 - \cos \theta) = \sin^2 \theta$

80. $4(1 + \sin \theta) = \cos^2 \theta$

81. $\tan^2 \theta = \frac{3}{2} \sec \theta$

82. $\csc^2 \theta = \cot \theta + 1$

83. $\sec^2 \theta + \tan \theta = 0$

84. $\sec \theta = \tan \theta + \cot \theta$



In Problems 85–96, use a graphing utility to solve each equation. Express the solution(s) rounded to two decimal places.

85. $x + 5 \cos x = 0$

86. $x - 4 \sin x = 0$

87. $22x - 17 \sin x = 3$

88. $19x + 8 \cos x = 2$

89. $\sin x + \cos x = x$

90. $\sin x - \cos x = x$

91. $x^2 - 2 \cos x = 0$

92. $x^2 + 3 \sin x = 0$

93. $x^2 - 2 \sin(2x) = 3x$

94. $x^2 = x + 3 \cos(2x)$

95. $6 \sin x - e^x = 2, x > 0$

96. $4 \cos(3x) - e^x = 1, x > 0$

97. **Mixed Practice** What are the zeros of $f(x) = 4 \sin^2 x - 3$ on the interval $[0, 2\pi]$?

98. **Mixed Practice** What are the zeros of $f(x) = 2 \cos(3x) + 1$ on the interval $[0, \pi]$?

99. **Mixed Practice** $f(x) = 3 \sin x$

100. **Mixed Practice** $f(x) = 2 \cos x$

(a) Find the zeros of f on the interval $[-2\pi, 4\pi]$.

(a) Find the zeros of f on the interval $[-2\pi, 4\pi]$.

(b) Graph $f(x) = 3 \sin x$ on the interval $[-2\pi, 4\pi]$.

(b) Graph $f(x) = 2 \cos x$ on the interval $[-2\pi, 4\pi]$.

(c) Solve $f(x) = \frac{3}{2}$ on the interval $[-2\pi, 4\pi]$. What points are on the graph of f ? Label these points on the graph drawn in part (b).

(c) Solve $f(x) = -\sqrt{3}$ on the interval $[-2\pi, 4\pi]$. What points are on the graph of f ? Label these points on the graph drawn in part (b).

(d) Use the graph drawn in part (b) along with the results of part (c) to determine the values of x such that $f(x) > \frac{3}{2}$ on the interval $[-2\pi, 4\pi]$.

(d) Use the graph drawn in part (b) along with the results of part (c) to determine the values of x such that $f(x) < -\sqrt{3}$ on the interval $[-2\pi, 4\pi]$.

101. **Mixed Practice** $f(x) = 4 \tan x$

102. **Mixed Practice** $f(x) = \cot x$

(a) Solve $f(x) = -4$.

(a) Solve $f(x) = -\sqrt{3}$.

(b) For what values of x is $f(x) < -4$ on the interval $\left(-\frac{\pi}{2}, \frac{\pi}{2}\right)$?

(b) For what values of x is $f(x) > -\sqrt{3}$ on the interval $(0, \pi)$?

103. **Mixed Practice**

104. **Mixed Practice**

(a) Graph $f(x) = 3 \sin(2x) + 2$ and $g(x) = \frac{7}{2}$ on the same Cartesian plane for the interval $[0, \pi]$.

(a) Graph $f(x) = 2 \cos \frac{x}{2} + 3$ and $g(x) = 4$ on the same Cartesian plane for the interval $[0, 4\pi]$.

(b) Solve $f(x) = g(x)$ on the interval $[0, \pi]$, and label the points of intersection on the graph drawn in part (a).

(b) Solve $f(x) = g(x)$ on the interval $[0, 4\pi]$, and label the points of intersection on the graph drawn in part (a).

(c) Solve $f(x) > g(x)$ on the interval $[0, \pi]$.

(c) Solve $f(x) < g(x)$ on the interval $[0, 4\pi]$.

(d) Shade the region bounded by $f(x) = 3 \sin(2x) + 2$ and $g(x) = \frac{7}{2}$ between the two points found in part (b) on the graph drawn in part (a).

(d) Shade the region bounded by $f(x) = 2 \cos \frac{x}{2} + 3$ and $g(x) = 4$ between the two points found in part (b) on the graph drawn in part (a).

105. **Mixed Practice**

106. **Mixed Practice**

(a) Graph $f(x) = -4 \cos x$ and $g(x) = 2 \cos x + 3$ on the same Cartesian plane for the interval $[0, 2\pi]$.

(a) Graph $f(x) = 2 \sin x$ and $g(x) = -2 \sin x + 2$ on the same Cartesian plane for the interval $[0, 2\pi]$.

(b) Solve $f(x) = g(x)$ on the interval $[0, 2\pi]$, and label the points of intersection on the graph drawn in part (a).

(b) Solve $f(x) = g(x)$ on the interval $[0, 2\pi]$, and label the points of intersection on the graph drawn in part (a).

(c) Solve $f(x) > g(x)$ on the interval $[0, 2\pi]$.

(c) Solve $f(x) > g(x)$ on the interval $[0, 2\pi]$.

(d) Shade the region bounded by $f(x) = -4 \cos x$ and $g(x) = 2 \cos x + 3$ between the two points found in part (b) on the graph drawn in part (a).

(d) Shade the region bounded by $f(x) = 2 \sin x$ and $g(x) = -2 \sin x + 2$ between the two points found in part (b) on the graph drawn in part (a).

Applications and Extensions

- 107. Blood Pressure** Several research papers use a sinusoidal graph to model blood pressure. Assuming that a person's heart beats 70 times per minute, the blood pressure P of an individual after t seconds can be modeled by the function


$$P(t) = 20 \sin\left(\frac{7\pi}{3}t\right) + 100$$

- (a) In the interval $[0, 1]$, determine the times at which the blood pressure is 100 mmHg.
 (b) In the interval $[0, 1]$, determine the times at which the blood pressure is 120 mmHg.
 (c) In the interval $[0, 1]$, determine the times at which the blood pressure is between 100 and 105 mmHg.
- 108. The Ferris Wheel** In 1893, George Ferris engineered the Ferris wheel. It was 250 feet in diameter. If a Ferris wheel makes 1 revolution every 40 seconds, then the function

$$h(t) = 125 \sin\left(0.157t - \frac{\pi}{2}\right) + 125$$


represents the height h , in feet, of a seat on the wheel as a function of time t , where t is measured in seconds. The ride begins when $t = 0$.

- (a) During the first 40 seconds of the ride, at what time t is an individual on the Ferris wheel exactly 125 feet above the ground?
 (b) During the first 80 seconds of the ride, at what time t is an individual on the Ferris wheel exactly 250 feet above the ground?
 (c) During the first 40 seconds of the ride, over what interval of time t is an individual on the Ferris wheel more than 125 feet above the ground?
- 109. Holding Pattern** An airplane is asked to stay within a holding pattern near Chicago's O'Hare International Airport. The function $d(x) = 70 \sin(0.65x) + 150$ represents the distance d , in miles, of the airplane from the airport at time x , in minutes.
- (a) When the plane enters the holding pattern, $x = 0$, how far is it from O'Hare?
 (b) During the first 20 minutes after the plane enters the holding pattern, at what time x is the plane exactly 100 miles from the airport?
 (c) During the first 20 minutes after the plane enters the holding pattern, at what time x is the plane more than 100 miles from the airport?
 (d) While the plane is in the holding pattern, will it ever be within 70 miles of the airport? Why?
- 110. Projectile Motion** A golfer hits a golf ball with an initial velocity of 100 miles per hour. The range R of the ball as a function of the angle θ to the horizontal is given by $R(\theta) = 672 \sin(2\theta)$, where R is measured in feet.
- (a) At what angle θ should the ball be hit if the golfer wants the ball to travel 450 feet (150 yards)?
 (b) At what angle θ should the ball be hit if the golfer wants the ball to travel 540 feet (180 yards)?
 (c) At what angle θ should the ball be hit if the golfer wants the ball to travel at least 480 feet (160 yards)?
 (d) Can the golfer hit the ball 720 feet (240 yards)?

-  **111. Heat Transfer** In the study of heat transfer, the equation $x + \tan x = 0$ occurs. Graph $Y_1 = -x$ and $Y_2 = \tan x$ for $x \geq 0$. Conclude that there are an infinite number of

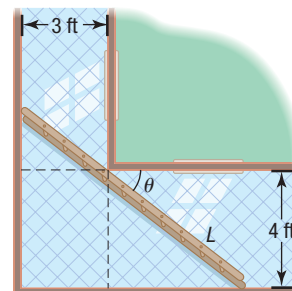
points of intersection of these two graphs. Now find the first two positive solutions of $x + \tan x = 0$ rounded to two decimal places.


- 112. Carrying a Ladder around a Corner** Two hallways, one of width 3 feet, the other of width 4 feet, meet at a right angle. See the illustration. It can be shown that the length L of the ladder as a function of θ is $L(\theta) = 4 \csc \theta + 3 \sec \theta$.

-  (a) In calculus, you will be asked to find the length of the longest ladder that can turn the corner by solving the equation

$$3 \sec \theta \tan \theta - 4 \csc \theta \cot \theta = 0 \quad 0^\circ < \theta < 90^\circ$$

Solve this equation for θ .





- (b) What is the length of the longest ladder that can be carried around the corner?
 (c) Graph $L = L(\theta)$, $0^\circ \leq \theta \leq 90^\circ$, and find the angle θ that minimizes the length L .
 (d) Compare the result with the one found in part (a). Explain why the two answers are the same.

- 113. Projectile Motion** The horizontal distance that a projectile will travel in the air (ignoring air resistance) is given by the equation

$$R(\theta) = \frac{v_0^2 \sin(2\theta)}{g}$$

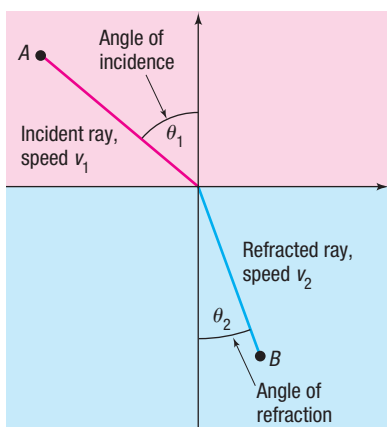
where v_0 is the initial velocity of the projectile, θ is the angle of elevation, and g is acceleration due to gravity (9.8 meters per second squared).

- (a) If you can throw a baseball with an initial speed of 34.8 meters per second, at what angle of elevation θ should you direct the throw so that the ball travels a distance of 107 meters before striking the ground?
 (b) Determine the maximum distance that you can throw the ball.
 (c) Graph $R = R(\theta)$, with $v_0 = 34.8$ meters per second.
 (d) Verify the results obtained in parts (a) and (b) using a graphing utility.
- 114. Projectile Motion** Refer to Problem 113.
- (a) If you can throw a baseball with an initial speed of 40 meters per second, at what angle of elevation θ should you direct the throw so that the ball travels a distance of 110 meters before striking the ground?
 (b) Determine the maximum distance that you can throw the ball.
 (c) Graph $R = R(\theta)$, with $v_0 = 40$ meters per second.
 (d) Verify the results obtained in parts (a) and (b) using a graphing utility.

△ The following discussion of *Snell's Law of Refraction** (named after Willebrord Snell, 1580–1626) is needed for Problems 115–122. Light, sound, and other waves travel at different speeds, depending on the medium (air, water, wood, and so on) through which they pass. Suppose that light travels from a point A in one medium, where its speed is v_1 , to a point B in another medium, where its speed is v_2 . Refer to the figure, where the angle θ_1 is called the angle of incidence and the angle θ_2 is the angle of refraction. Snell's Law, which can be proved using calculus, states that

$$\frac{\sin \theta_1}{\sin \theta_2} = \frac{v_1}{v_2}$$

The ratio $\frac{v_1}{v_2}$ is called the index of refraction. Some values are given in the table shown below.



Some Indexes of Refraction	
Medium	Index of Refraction [†]
Water	1.33
Ethyl alcohol (20°C)	1.36
Carbon disulfide	1.63
Air (1 atm and 0°C)	1.00029
Diamond	2.42
Fused quartz	1.46
Glass, crown	1.52
Glass, dense flint	1.66
Sodium chloride	1.54

115. The index of refraction of light in passing from a vacuum into water is 1.33. If the angle of incidence is 40° , determine the angle of refraction.
116. The index of refraction of light in passing from a vacuum into dense flint glass is 1.66. If the angle of incidence is 50° , determine the angle of refraction.

*Because this law was also deduced by René Descartes in France, it is also known as Descartes' Law.

[†]For light of wavelength 589 nanometers, measured with respect to a vacuum. The index with respect to air is negligibly different in most cases.

117. Ptolemy, who lived in the city of Alexandria in Egypt during the second century AD, gave the measured values in the following table for the angle of incidence θ_1 and the angle of refraction θ_2 for a light beam passing from air into water. Do these values agree with Snell's Law? If so, what index of refraction results? (These data are of interest as the oldest recorded physical measurements.)

θ_1	θ_2	θ_1	θ_2
10°	8°	50°	$35^\circ 0'$
20°	$15^\circ 30'$	60°	$40^\circ 30'$
30°	$22^\circ 30'$	70°	$45^\circ 30'$
40°	$29^\circ 0'$	80°	$50^\circ 0'$

118. **Bending Light** The speed of yellow sodium light (wavelength, 589 nanometers) in a certain liquid is measured to be 1.92×10^8 meters per second. What is the index of refraction of this liquid, with respect to air, for sodium light?[‡]
- [Hint: The speed of light in air is approximately 2.998×10^8 meters per second.]
119. **Bending Light** A beam of light with a wavelength of 589 nanometers traveling in air makes an angle of incidence of 40° on a slab of transparent material, and the refracted beam makes an angle of refraction of 26° . Find the index of refraction of the material.[‡]
120. **Bending Light** A light ray with a wavelength of 589 nanometers (produced by a sodium lamp) traveling through air makes an angle of incidence of 30° on a smooth, flat slab of crown glass. Find the angle of refraction.[‡]
121. **Brewster's Law** If the angle of incidence and the angle of refraction are complementary angles, the angle of incidence is referred to as the Brewster angle θ_B . The Brewster angle is related to the indices of refraction of the two media, n_1 and n_2 , by the equation $n_1 \sin \theta_B = n_2 \cos \theta_B$, where n_1 is the index of refraction of the incident medium and n_2 is the index of refraction of the refractive medium. Determine the Brewster angle for a light beam traveling through water (at 20°C) that makes an angle of incidence with a smooth, flat slab of crown glass.
122. **Challenge Problem** A light beam passes through a thick slab of material whose index of refraction is n_2 . Show that the emerging beam is parallel to the incident beam.[‡]
123. **Challenge Problem** Give the general formula for the solutions of the equation.

$$3 \sin \theta + \sqrt{3} \cos \theta = 0$$

124. **Challenge Problem** If $x^2 + (\tan \theta + \cot \theta)x + 1 = 0$ has two real solutions, $\{2 - \sqrt{3}, 2 + \sqrt{3}\}$, find $\sin \theta \cos \theta$.

[‡]Adapted from Halliday, Resnick, and Walker, *Fundamentals of Physics*, 10th ed., 2014, John Wiley & Sons.

Explaining Concepts: Discussion and Writing

- 125.** Explain in your own words how you would use your calculator to solve the equation $\cos x = -0.6$, $0 \leq x < 2\pi$. How would you modify your approach to solve the equation $\cot x = 5$, $0 < x < 2\pi$?
- 126.** Explain why no further points of intersection (and therefore no further solutions) exist in Figure 25 for $x < -\pi$ or $x > 4\pi$.

Retain Your Knowledge

Problems 127–136 are based on material learned earlier in the course. The purpose of these problems is to keep the material fresh in your mind so that you are better prepared for the final exam.

- 127.** Convert $6^x = y$ to an equivalent statement involving a logarithm.
- 128.** Find the real zeros of $f(x) = 2x^2 - 9x + 8$.
- 129.** If $\sin \theta = -\frac{\sqrt{10}}{10}$ and $\cos \theta = \frac{3\sqrt{10}}{10}$, find the exact value of each of the four remaining trigonometric functions.
- 130.** Find the amplitude, period, and phase shift of the function $y = 2 \sin(2x - \pi)$. Graph the function. Show at least two periods.
- 131.** If $f(x) = \frac{1}{2}e^{x-1} + 3$, find the domain of $f^{-1}(x)$.
- 132.** Find the length of the arc of a circle of radius 15 centimeters subtended by a central angle of 36° .
- 133.** Find the value of a so that the line $ax - 3y = 10$ has slope 2.
- 134.** Is the function $f(x) = \frac{3x}{5 - x^2}$ even, odd, or neither?
- 135.** If $f(x) = \frac{8}{x^2}$, find an equation of the secant line containing the points $(1, f(1))$ and $(4, f(4))$.
- 136.** Find the average rate of change of $f(x) = \cos^{-1}x$ from $\frac{1}{2}$ to 1.

'Are You Prepared?' Answers

1. 1 2. $\frac{\sqrt{2}}{2}; -\frac{1}{2}$ 3. $\left\{-1, \frac{5}{4}\right\}$ 4. $\left\{\frac{1 - \sqrt{5}}{2}, \frac{1 + \sqrt{5}}{2}\right\}$ 5. $\left\{0, \frac{5}{2}\right\}$ 6. {0.76}

7.4 Trigonometric Identities

PREPARING FOR THIS SECTION Before getting started, review the following:

- Fundamental Identities (Section 6.3, pp. 397–399)
- Even–Odd Properties (Section 6.3, pp. 402–403)

 **Now Work** the 'Are You Prepared?' problems on page 484.

- OBJECTIVES**
- 1 Use Algebra to Simplify Trigonometric Expressions (p. 480)
 - 2 Establish Identities (p. 481)

This section establishes additional identities involving trigonometric functions. First, let's define an *identity*.

DEFINITION Identically Equal, Identity, and Conditional Equation

Two functions f and g are **identically equal** if

$$f(x) = g(x)$$

for every value of x for which both functions are defined. Such an equation is referred to as an **identity**. An equation that is not an identity is called a **conditional equation**.

For example, the following are identities:

$$(x + 1)^2 = x^2 + 2x + 1 \quad \sin^2 x + \cos^2 x = 1 \quad \csc x = \frac{1}{\sin x}$$

The following are conditional equations:

$$2x + 5 = 0 \quad \text{True only if } x = -\frac{5}{2}$$

$$\sin x = 0 \quad \text{True only if } x = k\pi, k \text{ an integer}$$

$$\sin x = \cos x \quad \text{True only if } x = \frac{\pi}{4} + 2k\pi \text{ or } x = \frac{5\pi}{4} + 2k\pi, k \text{ an integer}$$

Below are the trigonometric identities that have been established so far.

Quotient Identities

$$\tan \theta = \frac{\sin \theta}{\cos \theta} \quad \cot \theta = \frac{\cos \theta}{\sin \theta}$$

Reciprocal Identities

$$\csc \theta = \frac{1}{\sin \theta} \quad \sec \theta = \frac{1}{\cos \theta} \quad \cot \theta = \frac{1}{\tan \theta}$$

Pythagorean Identities

$$\sin^2 \theta + \cos^2 \theta = 1 \quad \tan^2 \theta + 1 = \sec^2 \theta$$

$$\cot^2 \theta + 1 = \csc^2 \theta$$

Even-Odd Identities

$$\sin(-\theta) = -\sin \theta \quad \cos(-\theta) = \cos \theta \quad \tan(-\theta) = -\tan \theta$$

$$\csc(-\theta) = -\csc \theta \quad \sec(-\theta) = \sec \theta \quad \cot(-\theta) = -\cot \theta$$

This list comprises what shall be referred to as the **basic trigonometric identities**. These identities should not merely be memorized, but should be *known* (just as you know your name rather than have it memorized). In fact, minor variations of a basic identity are often used. For example,

$$\sin^2 \theta = 1 - \cos^2 \theta \quad \text{or} \quad \cos^2 \theta = 1 - \sin^2 \theta$$

might be used instead of $\sin^2 \theta + \cos^2 \theta = 1$. For this reason, among others, it is very important to know these relationships and be comfortable with variations of them.

1 Use Algebra to Simplify Trigonometric Expressions

The ability to use algebra to manipulate trigonometric expressions is a key skill that one must have to establish identities. Four basic algebraic techniques are used to establish identities:

- Rewriting a trigonometric expression in terms of sine and cosine only
- Multiplying the numerator and denominator of a ratio by a “well-chosen 1”
- Writing sums of trigonometric ratios as a single ratio
- Factoring

EXAMPLE 1

Using Algebraic Techniques to Simplify Trigonometric Expressions

- (a) Simplify $\frac{\cot \theta}{\csc \theta}$ by rewriting each trigonometric function in terms of sine and cosine functions.
- (b) Show that $\frac{\cos \theta}{1 + \sin \theta} = \frac{1 - \sin \theta}{\cos \theta}$ by multiplying the numerator and denominator by $1 - \sin \theta$.
- (c) Simplify $\frac{1 + \sin u}{\sin u} + \frac{\cot u - \cos u}{\cos u}$ by rewriting the expression as a single ratio.
- (d) Simplify $\frac{\sin^2 v - 1}{\tan v \sin v - \tan v}$ by factoring.

Solution

$$(a) \frac{\cot \theta}{\csc \theta} = \frac{\frac{\cos \theta}{\sin \theta}}{\frac{1}{\sin \theta}} = \frac{\cos \theta}{\sin \theta} \cdot \frac{\sin \theta}{1} = \cos \theta$$

$$(b) \frac{\cos \theta}{1 + \sin \theta} = \frac{\cos \theta}{1 + \sin \theta} \cdot \frac{1 - \sin \theta}{1 - \sin \theta} = \frac{\cos \theta(1 - \sin \theta)}{1 - \sin^2 \theta}$$

↑ Multiply by a well-chosen 1: $\frac{1 - \sin \theta}{1 - \sin \theta}$.

$$= \frac{\cos \theta(1 - \sin \theta)}{\cos^2 \theta} = \frac{1 - \sin \theta}{\cos \theta}$$

$$(c) \frac{1 + \sin u}{\sin u} + \frac{\cot u - \cos u}{\cos u} = \frac{1 + \sin u}{\sin u} \cdot \frac{\cos u}{\cos u} + \frac{\cot u - \cos u}{\cos u} \cdot \frac{\sin u}{\sin u}$$

$$= \frac{\cos u + \sin u \cos u + \cot u \sin u - \cos u \sin u}{\sin u \cos u} = \frac{\cos u + \cot u \sin u}{\sin u \cos u}$$


$$= \frac{\cos u + \frac{\cos u}{\sin u} \cdot \sin u}{\sin u \cos u} = \frac{\cos u + \cos u}{\sin u \cos u} = \frac{2 \cos u}{\sin u \cos u} = \frac{2}{\sin u}$$

↑ $\cot u = \frac{\cos u}{\sin u}$

$$(d) \frac{\sin^2 v - 1}{\tan v \sin v - \tan v} = \frac{(\sin v + 1)(\sin v - 1)}{\tan v(\sin v - 1)} = \frac{\sin v + 1}{\tan v}$$

 **Now Work** PROBLEMS 11, 13, AND 15

2 Establish Identities

 **NOTE** A graphing utility *cannot* be used to establish an identity—identities must be established algebraically. A graphing utility can be used to provide evidence of an identity. For example, if we graph $Y_1 = \csc \theta \cdot \tan \theta$ and $Y_2 = \sec \theta$, the graphs appear to be the same providing evidence that $Y_1 = Y_2$. ■

In the examples that follow, the directions read “Establish the identity” This is accomplished by starting with one side of the given equation (usually the side containing the more complicated expression) and, using appropriate basic identities and algebraic manipulations, arriving at the other side. The selection of appropriate basic identities to obtain the desired result is learned only through experience and lots of practice.


EXAMPLE 2 Establishing an IdentityEstablish the identity: $\csc \theta \cdot \tan \theta = \sec \theta$

Solution Start with the left side, because it contains the more complicated expression. Then use a reciprocal identity and a quotient identity.

$$\csc \theta \cdot \tan \theta = \frac{1}{\cancel{\sin \theta}} \cdot \frac{\cancel{\sin \theta}}{\cos \theta} = \frac{1}{\cos \theta} = \sec \theta$$


The right side has been reached, so the identity is established.  **Now Work** PROBLEM 21**EXAMPLE 3** Establishing an IdentityEstablish the identity: $\sin^2(-\theta) + \cos^2(-\theta) = 1$

Solution Begin with the left side and, because the arguments are $-\theta$, use Even-Odd Identities.

$$\begin{aligned} \sin^2(-\theta) + \cos^2(-\theta) &= [\sin(-\theta)]^2 + [\cos(-\theta)]^2 \\ &= (-\sin \theta)^2 + (\cos \theta)^2 && \text{Even-Odd Identities} \\ &= (\sin \theta)^2 + (\cos \theta)^2 \\ &= 1 && \text{Pythagorean Identity} \end{aligned}$$



EXAMPLE 4 Establishing an IdentityEstablish the identity: $\frac{\sin^2(-\theta) - \cos^2(-\theta)}{\sin(-\theta) - \cos(-\theta)} = \cos \theta - \sin \theta$

Solution The left side contains the more complicated expression. Also, the left side contains expressions with the argument $-\theta$, whereas the right side contains expressions with the argument θ . So start with the left side and use Even-Odd Identities.

$$\begin{aligned} \frac{\sin^2(-\theta) - \cos^2(-\theta)}{\sin(-\theta) - \cos(-\theta)} &= \frac{[\sin(-\theta)]^2 - [\cos(-\theta)]^2}{\sin(-\theta) - \cos(-\theta)} \\ &= \frac{(-\sin \theta)^2 - (\cos \theta)^2}{-\sin \theta - \cos \theta} && \text{Even-Odd Identities} \\ &= \frac{(\sin \theta)^2 - (\cos \theta)^2}{-\sin \theta - \cos \theta} && \text{Simplify.} \\ &= \frac{(\sin \theta - \cos \theta)(\cancel{\sin \theta + \cos \theta})}{-(\cancel{\sin \theta + \cos \theta})} && \text{Factor.} \\ &= \cos \theta - \sin \theta && \text{Cancel and simplify.} \end{aligned}$$


EXAMPLE 5 Establishing an IdentityEstablish the identity: $\frac{1 + \tan u}{1 + \cot u} = \tan u$

Solution

$$\frac{1 + \tan u}{1 + \cot u} = \frac{1 + \tan u}{1 + \frac{1}{\tan u}} = \frac{1 + \tan u}{\frac{\tan u + 1}{\tan u}} = \frac{\cancel{\tan u} (1 + \cancel{\tan u})}{\cancel{\tan u} + 1} = \tan u$$


 **Now Work** PROBLEMS 25 AND 29

When sums or differences of quotients appear, it is usually best to rewrite them as a single quotient, especially if the other side of the identity consists of only one term.

EXAMPLE 6**Establishing an Identity**

Establish the identity: $\frac{\sin \theta}{1 + \cos \theta} + \frac{1 + \cos \theta}{\sin \theta} = 2 \csc \theta$

Solution The left side is more complicated. Start with it and add.

$$\begin{aligned} \frac{\sin \theta}{1 + \cos \theta} + \frac{1 + \cos \theta}{\sin \theta} &= \frac{\sin^2 \theta + (1 + \cos \theta)^2}{(1 + \cos \theta) \cdot \sin \theta} && \text{Add the quotients.} \\ &= \frac{\sin^2 \theta + 1 + 2 \cos \theta + \cos^2 \theta}{(1 + \cos \theta) \cdot \sin \theta} && \text{Multiply out in the numerator.} \\ &= \frac{(\sin^2 \theta + \cos^2 \theta) + 1 + 2 \cos \theta}{(1 + \cos \theta) \cdot \sin \theta} && \text{Regroup.} \\ &= \frac{2 + 2 \cos \theta}{(1 + \cos \theta) \cdot \sin \theta} && \sin^2 \theta + \cos^2 \theta = 1 \\ &= \frac{2(1 + \cos \theta)}{(1 + \cos \theta) \cdot \sin \theta} && \text{Factor and cancel.} \\ &= \frac{2}{\sin \theta} \\ &= 2 \csc \theta && \text{Reciprocal Identity } \end{aligned}$$

 **Now Work** PROBLEM 51

Sometimes it helps to write one side in terms of sine and cosine functions only.

EXAMPLE 7**Establishing an Identity**

Establish the identity: $\frac{\tan v + \cot v}{\sec v \csc v} = 1$

$$\begin{aligned} \text{Solution} \quad \frac{\tan v + \cot v}{\sec v \csc v} &= \frac{\frac{\sin v}{\cos v} + \frac{\cos v}{\sin v}}{\frac{1}{\cos v} \cdot \frac{1}{\sin v}} = \frac{\frac{\sin^2 v + \cos^2 v}{\cos v \sin v}}{\frac{1}{\cos v \sin v}} \\ &= \frac{1}{\cos v \sin v} \cdot \frac{\cos v \sin v}{1} = 1 \\ & \quad \uparrow \quad \uparrow \\ & \text{Change to sines and cosines.} \quad \text{Add the quotients in the numerator.} \\ & \quad \uparrow \\ & \text{Divide the quotients; } \sin^2 v + \cos^2 v = 1. \end{aligned}$$

 **Now Work** PROBLEM 71

Sometimes, multiplying the numerator and the denominator by an appropriate factor simplifies an expression.

EXAMPLE 8

Establishing an Identity

Establish the identity: $\frac{1 - \sin \theta}{\cos \theta} = \frac{\cos \theta}{1 + \sin \theta}$

Solution

Start with the left side and multiply the numerator and the denominator by $1 + \sin \theta$. (Alternatively, we could multiply the numerator and the denominator of the right side by $1 - \sin \theta$.)

$$\begin{aligned} \frac{1 - \sin \theta}{\cos \theta} &= \frac{1 - \sin \theta}{\cos \theta} \cdot \frac{1 + \sin \theta}{1 + \sin \theta} && \text{Multiply the numerator and the denominator by } 1 + \sin \theta. \\ &= \frac{1 - \sin^2 \theta}{\cos \theta(1 + \sin \theta)} \\ &= \frac{\cos^2 \theta}{\cos \theta(1 + \sin \theta)} && 1 - \sin^2 \theta = \cos^2 \theta \\ &= \frac{\cos \theta}{1 + \sin \theta} && \text{Cancel.} \end{aligned}$$

 Now Work PROBLEM 55

Although practice is the only real way to learn how to establish identities, the following guidelines should prove helpful.

WARNING Do not try to establish an identity by treating it as an equation. We cannot add or multiply both sides by the same expression because we do not know if the sides are equal. That is what we are trying to prove. ■

Guidelines for Establishing Identities

- It is almost always preferable to start with the side containing the more complicated expression.
- Rewrite sums or differences of quotients as a single quotient.
- Sometimes it helps to rewrite one side in terms of sine and cosine functions only.
- Always keep the goal in mind. As you manipulate one side of the expression, keep in mind the form of the expression on the other side.

7.4 Assess Your Understanding

'Are You Prepared?' Answers are given at the end of these exercises. If you get a wrong answer, read the pages listed in red.

1. **True or False** $\sin^2 \theta = 1 - \cos^2 \theta$. (p. 399)

2. **True or False** $\sin(-\theta) + \cos(-\theta) = \cos \theta - \sin \theta$. (p. 402)

Concepts and Vocabulary

3. Suppose that f and g are two functions with the same domain. If $f(x) = g(x)$ for every x in the domain, the equation is called a(n) _____. Otherwise, it is called a(n) _____ equation.

4. $\tan^2 \theta - \sec^2 \theta =$ _____.

5. $\cos(-\theta) - \cos \theta =$ _____.

6. **True or False** $\sin(-\theta) + \sin \theta = 0$ for any value of θ .

7. **True or False** In establishing an identity, it is often easiest to just multiply both sides by a well-chosen nonzero expression involving the variable.

8. **True or False** $\tan \theta \cdot \cos \theta = \sin \theta$ for any $\theta \neq (2k + 1)\frac{\pi}{2}$.

9. **Multiple Choice** Which of the following equations is *not* an identity?

(a) $\cot^2 \theta + 1 = \csc^2 \theta$ (b) $\tan(-\theta) = -\tan \theta$


(c) $\tan \theta = \frac{\cos \theta}{\sin \theta}$ (d) $\csc \theta = \frac{1}{\sin \theta}$

10. **Multiple Choice** The expression $\frac{1}{1 - \sin \theta} + \frac{1}{1 + \sin \theta}$ simplifies to which of the following?


(a) $2 \cos^2 \theta$ (b) $2 \sec^2 \theta$ (c) $2 \sin^2 \theta$ (d) $2 \csc^2 \theta$


Skill Building

In Problems 11–20, simplify each trigonometric expression by following the indicated direction.

-  11. Rewrite in terms of sine and cosine functions:

$$\tan \theta \cdot \csc \theta.$$

-  13. Multiply $\frac{\cos \theta}{1 - \sin \theta}$ by $\frac{1 + \sin \theta}{1 + \sin \theta}$.

-  15. Rewrite as a single quotient:

$$\frac{\sin \theta + \cos \theta}{\cos \theta} + \frac{\cos \theta - \sin \theta}{\sin \theta}$$

17. Multiply and simplify: $\frac{(\sin \theta + \cos \theta)(\sin \theta + \cos \theta) - 1}{\sin \theta \cos \theta}$

19. Factor and simplify: $\frac{3 \sin^2 \theta + 4 \sin \theta + 1}{\sin^2 \theta + 2 \sin \theta + 1}$

12. Rewrite in terms of sine and cosine functions:

$$\cot \theta \cdot \sec \theta.$$

14. Multiply $\frac{\sin \theta}{1 + \cos \theta}$ by $\frac{1 - \cos \theta}{1 - \cos \theta}$.


16. Rewrite as a single quotient:

$$\frac{1}{1 - \cos v} + \frac{1}{1 + \cos v}$$

18. Multiply and simplify: $\frac{(\tan \theta + 1)(\tan \theta + 1) - \sec^2 \theta}{\tan \theta}$

20. Factor and simplify: $\frac{\cos^2 \theta - 1}{\cos^2 \theta - \cos \theta}$


In Problems 21–100, establish each identity.

 21. $\csc \theta \cdot \cos \theta = \cot \theta$

22. $\sec \theta \cdot \sin \theta = \tan \theta$

23. $1 + \tan^2(-\theta) = \sec^2 \theta$


24. $1 + \cot^2(-\theta) = \csc^2 \theta$

 25. $\cos \theta(\tan \theta + \cot \theta) = \csc \theta$

26. $\sin \theta(\cot \theta + \tan \theta) = \sec \theta$

27. $\tan u \cot u - \cos^2 u = \sin^2 u$

28. $\sin u \csc u - \cos^2 u = \sin^2 u$

 29. $(\sec \theta - 1)(\sec \theta + 1) = \tan^2 \theta$

30. $(\csc \theta - 1)(\csc \theta + 1) = \cot^2 \theta$

31. $(\sec \theta + \tan \theta)(\sec \theta - \tan \theta) = 1$

32. $(\csc \theta + \cot \theta)(\csc \theta - \cot \theta) = 1$

33. $\cos^2 \theta(1 + \tan^2 \theta) = 1$

34. $(1 - \cos^2 \theta)(1 + \cot^2 \theta) = 1$

35. $(\sin \theta + \cos \theta)^2 + (\sin \theta - \cos \theta)^2 = 2$

36. $\tan^2 \theta \cos^2 \theta + \cot^2 \theta \sin^2 \theta = 1$

37. $\sec^4 \theta - \sec^2 \theta = \tan^4 \theta + \tan^2 \theta$

38. $\csc^4 \theta - \csc^2 \theta = \cot^4 \theta + \cot^2 \theta$

39. $\sec u - \tan u = \frac{\cos u}{1 + \sin u}$

40. $\csc u - \cot u = \frac{\sin u}{1 + \cos u}$

41. $3 \sin^2 \theta + 4 \cos^2 \theta = 3 + \cos^2 \theta$

42. $9 \sec^2 \theta - 5 \tan^2 \theta = 5 + 4 \sec^2 \theta$

43. $1 - \frac{\cos^2 \theta}{1 + \sin \theta} = \sin \theta$

44. $1 - \frac{\sin^2 \theta}{1 - \cos \theta} = -\cos \theta$

45. $\frac{1 + \tan v}{1 - \tan v} = \frac{\cot v + 1}{\cot v - 1}$


46. $\frac{\csc v - 1}{\csc v + 1} = \frac{1 - \sin v}{1 + \sin v}$

47. $\frac{\sec \theta}{\csc \theta} + \frac{\sin \theta}{\cos \theta} = 2 \tan \theta$

48. $\frac{\csc \theta - 1}{\cot \theta} = \frac{\cot \theta}{\csc \theta + 1}$

49. $\frac{1 + \sin \theta}{1 - \sin \theta} = \frac{\csc \theta + 1}{\csc \theta - 1}$


50. $\frac{\cos \theta + 1}{\cos \theta - 1} = \frac{1 + \sec \theta}{1 - \sec \theta}$

 51. $\frac{1 - \sin v}{\cos v} + \frac{\cos v}{1 - \sin v} = 2 \sec v$

52. $\frac{\cos v}{1 + \sin v} + \frac{1 + \sin v}{\cos v} = 2 \sec v$

53. $\frac{\sin \theta}{\sin \theta - \cos \theta} = \frac{1}{1 - \cot \theta}$

54. $1 - \frac{\sin^2 \theta}{1 + \cos \theta} = \cos \theta$

 55. $\frac{1 - \sin \theta}{1 + \sin \theta} = (\sec \theta - \tan \theta)^2$

56. $\frac{1 - \cos \theta}{1 + \cos \theta} = (\csc \theta - \cot \theta)^2$

57. $\frac{\cos \theta}{1 - \tan \theta} + \frac{\sin \theta}{1 - \cot \theta} = \sin \theta + \cos \theta$

58. $\frac{\cot \theta}{1 - \tan \theta} + \frac{\tan \theta}{1 - \cot \theta} = 1 + \tan \theta + \cot \theta$

59. $\tan \theta + \frac{\cos \theta}{1 + \sin \theta} = \sec \theta$

60. $\frac{\sin \theta \cos \theta}{\cos^2 \theta - \sin^2 \theta} = \frac{\tan \theta}{1 - \tan^2 \theta}$

61. $\frac{\tan \theta + \sec \theta - 1}{\tan \theta - \sec \theta + 1} = \tan \theta + \sec \theta$

62. $\frac{\sin \theta - \cos \theta + 1}{\sin \theta + \cos \theta - 1} = \frac{\sin \theta + 1}{\cos \theta}$

63. $\frac{\tan \theta - \cot \theta}{\tan \theta + \cot \theta} = \sin^2 \theta - \cos^2 \theta$

64. $\frac{\sec \theta - \cos \theta}{\sec \theta + \cos \theta} = \frac{\sin^2 \theta}{1 + \cos^2 \theta}$

65. $\frac{\tan u - \cot u}{\tan u + \cot u} + 1 = 2 \sin^2 u$


66. $\frac{\tan u - \cot u}{\tan u + \cot u} + 2 \cos^2 u = 1$

67. $\frac{\sec \theta + \tan \theta}{\cot \theta + \cos \theta} = \tan \theta \sec \theta$

68. $\frac{\sec \theta}{1 + \sec \theta} = \frac{1 - \cos \theta}{\sin^2 \theta}$

69. $\frac{1 - \tan^2 \theta}{1 + \tan^2 \theta} + 1 = 2 \cos^2 \theta$

70. $\frac{1 - \cot^2 \theta}{1 + \cot^2 \theta} + 2 \cos^2 \theta = 1$

 71. $\frac{\sec \theta - \csc \theta}{\sec \theta \csc \theta} = \sin \theta - \cos \theta$

72. $\frac{\sin^2 \theta - \tan \theta}{\cos^2 \theta - \cot \theta} = \tan^2 \theta$

73. $\sec \theta - \cos \theta = \sin \theta \tan \theta$

74. $\tan \theta + \cot \theta = \sec \theta \csc \theta$

75. $\frac{1}{1 - \sin \theta} + \frac{1}{1 + \sin \theta} = 2 \sec^2 \theta$

76. $\frac{1 + \sin \theta}{1 - \sin \theta} - \frac{1 - \sin \theta}{1 + \sin \theta} = 4 \tan \theta \sec \theta$

77. $\frac{\sec \theta}{1 - \sin \theta} = \frac{1 + \sin \theta}{\cos^3 \theta}$ 78. $\frac{1 + \sin \theta}{1 - \sin \theta} = (\sec \theta + \tan \theta)^2$ 79. $\frac{(\sec v - \tan v)^2 + 1}{\csc v(\sec v - \tan v)} = 2 \tan v$
80. $\frac{\sec^2 v - \tan^2 v + \tan v}{\sec v} = \sin v + \cos v$ 81. $\frac{\sin \theta + \cos \theta}{\cos \theta} - \frac{\sin \theta - \cos \theta}{\sin \theta} = \sec \theta \csc \theta$
82. $\frac{\sin \theta + \cos \theta}{\sin \theta} - \frac{\cos \theta - \sin \theta}{\cos \theta} = \sec \theta \csc \theta$ 83. $\frac{\sin^3 \theta + \cos^3 \theta}{\sin \theta + \cos \theta} = 1 - \sin \theta \cos \theta$
84. $\frac{\sin^3 \theta + \cos^3 \theta}{1 - 2 \cos^2 \theta} = \frac{\sec \theta - \sin \theta}{\tan \theta - 1}$ 85. $\frac{\cos^2 \theta - \sin^2 \theta}{1 - \tan^2 \theta} = \cos^2 \theta$ 86. $\frac{\cos \theta + \sin \theta - \sin^3 \theta}{\sin \theta} = \cot \theta + \cos^2 \theta$
87. $\frac{(2 \cos^2 \theta - 1)^2}{\cos^4 \theta - \sin^4 \theta} = 1 - 2 \sin^2 \theta$ 88. $\frac{1 - 2 \cos^2 \theta}{\sin \theta \cos \theta} = \tan \theta - \cot \theta$ 89. $\frac{1 + \sin \theta + \cos \theta}{1 + \sin \theta - \cos \theta} = \frac{1 + \cos \theta}{\sin \theta}$
90. $\frac{1 + \cos \theta + \sin \theta}{1 + \cos \theta - \sin \theta} = \sec \theta + \tan \theta$ 91. $(a \sin \theta + b \cos \theta)^2 + (a \cos \theta - b \sin \theta)^2 = a^2 + b^2$
92. $(2a \sin \theta \cos \theta)^2 + a^2(\cos^2 \theta - \sin^2 \theta)^2 = a^2$ 93. $\frac{\tan \alpha + \tan \beta}{\cot \alpha + \cot \beta} = \tan \alpha \tan \beta$
94. $(\tan \alpha + \tan \beta)(1 - \cot \alpha \cot \beta) + (\cot \alpha + \cot \beta)(1 - \tan \alpha \tan \beta) = 0$
95. $(\sin \alpha + \cos \beta)^2 + (\cos \beta + \sin \alpha)(\cos \beta - \sin \alpha) = 2 \cos \beta(\sin \alpha + \cos \beta)$
96. $(\sin \alpha - \cos \beta)^2 + (\cos \beta + \sin \alpha)(\cos \beta - \sin \alpha) = -2 \cos \beta(\sin \alpha - \cos \beta)$
97. $\ln |\sec \theta| = -\ln |\cos \theta|$ 98. $\ln |\tan \theta| = \ln |\sin \theta| - \ln |\cos \theta|$
99. $\ln |1 + \cos \theta| + \ln |1 - \cos \theta| = 2 \ln |\sin \theta|$ 100. $\ln |\sec \theta + \tan \theta| + \ln |\sec \theta - \tan \theta| = 0$

In Problems 101–104, show that the functions f and g are identically equal.

101. $f(x) = \sin x \cdot \tan x$ $g(x) = \sec x - \cos x$

102. $f(x) = \cos x \cdot \cot x$ $g(x) = \csc x - \sin x$

103. $f(\theta) = \frac{1 - \sin \theta}{\cos \theta} - \frac{\cos \theta}{1 + \sin \theta}$ $g(\theta) = 0$

104. $f(\theta) = \tan \theta + \sec \theta$ $g(\theta) = \frac{\cos \theta}{1 - \sin \theta}$

105. Show that $\sqrt{16 + 6 \tan^2 \theta} = 4 \sec \theta$ if $-\frac{\pi}{2} < \theta < \frac{\pi}{2}$. 106. Show that $\sqrt{9 \sec^2 \theta - 9} = 3 \tan \theta$ if $\pi \leq \theta < \frac{3\pi}{2}$.

Applications and Extensions

107. Searchlights A searchlight at the grand opening of a new car dealership casts a spot of light on a wall located 75 meters from the searchlight. The acceleration \ddot{r} of the spot of light is found to be $\ddot{r} = 1200 \sec \theta (2 \sec^2 \theta - 1)$. Show that this is equivalent to $\ddot{r} = 1200 \left(\frac{1 + \sin^2 \theta}{\cos^3 \theta} \right)$.

Source: Adapted from Hibbeler, *Engineering Mechanics: Dynamics*, 13th ed., Pearson © 2013.

109. Challenge Problem Prove: $\sin^{-1}(-x) = -\sin^{-1}x$

108. Optical Measurement Optical methods of measurement often rely on the interference of two light waves. If two light waves, identical except for a phase lag, are mixed together, the resulting intensity, or irradiance, is given by

$$I_t = 4A^2 \frac{(\csc \theta - 1)(\sec \theta + \tan \theta)}{\csc \theta \sec \theta}$$

Show that this is equivalent to $I_t = (2A \cos \theta)^2$.

Source: *Experimental Techniques*, July/August 2002

110. Challenge Problem Prove: $\cot^{-1}x = \tan^{-1}\left(\frac{1}{x}\right)$

Explaining Concepts: Discussion and Writing

111. Write a few paragraphs outlining your strategy for establishing identities.

112. Write down the three Pythagorean Identities.

113. Why do you think it is usually preferable to start with the side containing the more complicated expression when establishing an identity?

114. Make up an identity that is not a basic identity.

Retain Your Knowledge

Problems 115–124 are based on material learned earlier in the course. The purpose of these problems is to keep the material fresh in your mind so that you are better prepared for the final exam.

115. Determine whether $f(x) = -3x^2 + 120x + 50$ has a maximum or a minimum value, and then find the value.

116. If $f(x) = \frac{x+1}{x-2}$ and $g(x) = 3x - 4$, find $f \circ g$.

117. Find the exact values of the six trigonometric functions of an angle θ in standard position if $(-12, 5)$ is a point on its terminal side.
118. Find the average rate of change of $f(x) = \cos x$ from 0 to $\frac{\pi}{2}$.
119. Find the length of a line segment with endpoints $(-3, -4)$ and $(5, 8)$.
120. Find the area of the sector of a circle of radius 8 meters formed by an angle of 54° .
121. **Kayaking** Ben paddled his kayak 8 miles upstream against a 1 mile per hour current and back again in 6 hours. How far could Ben have paddled in that time if there had been no current?
122. If an angle θ lies in quadrant III and $\cot \theta = \frac{8}{5}$, find $\sec \theta$.
123. Write the equation of the circle in standard form: $x^2 + y^2 - 12x + 4y + 31 = 0$
124. If $f(x) = \sqrt{x - 4}$ and $g(x) = \frac{x + 3}{x - 6}$, find the domain of $(f \circ g)(x)$.

'Are You Prepared?' Answers

1. True 2. True

7.5 Sum and Difference Formulas

PREPARING FOR THIS SECTION Before getting started, review the following:

- Distance Formula (Section 1.1, pp. 3–4)
- Values of the Trigonometric Functions (Section 6.2, pp. 377–386)
- Congruent Triangles (Section A.2, pp. A16–A17)
- Finding Exact Values Given the Value of a Trigonometric Function and the Quadrant of the Angle (Section 6.3, pp. 399–402)

 **Now Work** the 'Are You Prepared?' problems on page 496.

- OBJECTIVES**
- 1 Use Sum and Difference Formulas to Find Exact Values (p. 488)
 - 2 Use Sum and Difference Formulas to Establish Identities (p. 492)
 - 3 Use Sum and Difference Formulas Involving Inverse Trigonometric Functions (p. 493)
 - 4 Solve Trigonometric Equations Linear in Sine and Cosine (p. 494)

This section continues the derivation of trigonometric identities by obtaining formulas that involve the sum or the difference of two angles, such as $\cos(\alpha + \beta)$, $\cos(\alpha - \beta)$, and $\sin(\alpha + \beta)$. These formulas are referred to as the *Sum and Difference Formulas*. We begin with the formulas for $\cos(\alpha + \beta)$ and $\cos(\alpha - \beta)$.

THEOREM Sum and Difference Formulas for the Cosine Function

$$\cos(\alpha + \beta) = \cos \alpha \cos \beta - \sin \alpha \sin \beta \quad (1)$$

$$\cos(\alpha - \beta) = \cos \alpha \cos \beta + \sin \alpha \sin \beta \quad (2)$$

In Words

Formula (1) states that the cosine of the sum of two angles equals the cosine of the first angle times the cosine of the second angle minus the sine of the first angle times the sine of the second angle.

Proof We prove formula (2) first. Although the formula is true for all numbers α and β , we assume in our proof that $0 < \beta < \alpha < 2\pi$. Begin with the unit circle and place the angles α and β in standard position, as shown in Figure 26(a) on the next page. The point P_1 lies on the terminal side of β , so its coordinates are $(\cos \beta, \sin \beta)$; and the point P_2 lies on the terminal side of α , so its coordinates are $(\cos \alpha, \sin \alpha)$.

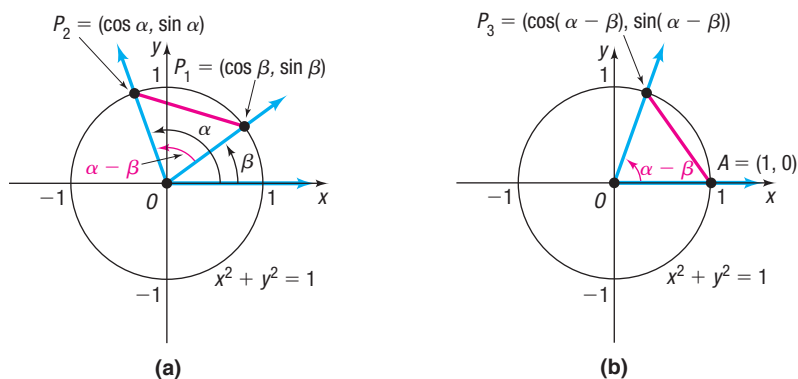


Figure 26

Now place the angle $\alpha - \beta$ in standard position, as shown in Figure 26(b). The point A has coordinates $(1, 0)$, and the point P_3 is on the terminal side of the angle $\alpha - \beta$, so its coordinates are $(\cos(\alpha - \beta), \sin(\alpha - \beta))$.

Looking at triangle OP_1P_2 in Figure 26(a) and triangle OAP_3 in Figure 26(b), note that these triangles are congruent. (Do you see why? SAS: two sides and the included angle, $\alpha - \beta$, are equal.) As a result, the unknown side of triangle OP_1P_2 and the unknown side of triangle OAP_3 must be equal; that is,

$$d(A, P_3) = d(P_1, P_2)$$

Now use the distance formula to obtain

$$\begin{aligned} \sqrt{[\cos(\alpha - \beta) - 1]^2 + [\sin(\alpha - \beta) - 0]^2} &= \sqrt{(\cos \alpha - \cos \beta)^2 + (\sin \alpha - \sin \beta)^2} && d(A, P_3) = d(P_1, P_2) \\ [\cos(\alpha - \beta) - 1]^2 + \sin^2(\alpha - \beta) &= (\cos \alpha - \cos \beta)^2 + (\sin \alpha - \sin \beta)^2 && \text{Square both sides.} \\ \cos^2(\alpha - \beta) - 2\cos(\alpha - \beta) + 1 + \sin^2(\alpha - \beta) &= \cos^2 \alpha - 2\cos \alpha \cos \beta + \cos^2 \beta && \text{Multiply out the squared terms.} \\ &\quad + \sin^2 \alpha - 2\sin \alpha \sin \beta + \sin^2 \beta && \text{Use a Pythagorean Identity (3 times).} \\ 2 - 2\cos(\alpha - \beta) &= 2 - 2\cos \alpha \cos \beta - 2\sin \alpha \sin \beta && \text{Subtract 2 from both sides.} \\ -2\cos(\alpha - \beta) &= -2\cos \alpha \cos \beta - 2\sin \alpha \sin \beta && \text{Divide both sides by } -2. \\ \cos(\alpha - \beta) &= \cos \alpha \cos \beta + \sin \alpha \sin \beta \end{aligned}$$

This is formula (2).

The proof of the Sum Formula for cosine follows from the Difference Formula for cosine and the Even-Odd Identities. Because $\alpha + \beta = \alpha - (-\beta)$, it follows that

$$\begin{aligned} \cos(\alpha + \beta) &= \cos[\alpha - (-\beta)] && \text{Use the Difference Formula for cosine.} \\ &= \cos \alpha \cos(-\beta) + \sin \alpha \sin(-\beta) && \text{Use the Even-Odd Identities.} \\ &= \cos \alpha \cos \beta - \sin \alpha \sin \beta \end{aligned}$$

1 Use Sum and Difference Formulas to Find Exact Values

One use of the Sum and Difference Formulas is to obtain the exact value of the cosine of an angle that can be expressed as the sum or difference of angles whose sine and cosine are known exactly.

EXAMPLE 1

Using the Sum Formula to Find an Exact Value

Find the exact value of $\cos 75^\circ$.

Solution

Because $75^\circ = 45^\circ + 30^\circ$, use formula (1) to obtain

$$\begin{aligned} \cos 75^\circ &= \cos(45^\circ + 30^\circ) \stackrel{\text{Sum Formula for cosine}}{=} \cos 45^\circ \cos 30^\circ - \sin 45^\circ \sin 30^\circ \\ &= \frac{\sqrt{2}}{2} \cdot \frac{\sqrt{3}}{2} - \frac{\sqrt{2}}{2} \cdot \frac{1}{2} = \frac{1}{4}(\sqrt{6} - \sqrt{2}) \end{aligned}$$

EXAMPLE 2

Using the Difference Formula to Find an Exact Value

Find the exact value of $\cos \frac{\pi}{12}$.

Solution

$$\begin{aligned}\cos \frac{\pi}{12} &= \cos \left(\frac{3\pi}{12} - \frac{2\pi}{12} \right) = \cos \left(\frac{\pi}{4} - \frac{\pi}{6} \right) \\ &= \cos \frac{\pi}{4} \cos \frac{\pi}{6} + \sin \frac{\pi}{4} \sin \frac{\pi}{6} \\ &= \frac{\sqrt{2}}{2} \cdot \frac{\sqrt{3}}{2} + \frac{\sqrt{2}}{2} \cdot \frac{1}{2} = \frac{1}{4} (\sqrt{6} + \sqrt{2})\end{aligned}$$

Use the Difference Formula for cosine.


 **Now Work** PROBLEMS 13 AND 19

Another use of the Sum and Difference Formulas is to establish other identities. Two important identities, conjectured in Section 6.4, are given next.

$$\cos \left(\frac{\pi}{2} - \theta \right) = \sin \theta \quad (3a)$$

$$\sin \left(\frac{\pi}{2} - \theta \right) = \cos \theta \quad (3b)$$

Seeing the Concept

 Graph $Y_1 = \cos \left(\frac{\pi}{2} - x \right)$ and $Y_2 = \sin x$ on the same screen. Does doing this provide evidence of result (3a)? How would you provide evidence of the result (3b)?

Proof To establish identity (3a), use the Difference Formula for $\cos(\alpha - \beta)$ with $\alpha = \frac{\pi}{2}$ and $\beta = \theta$.

$$\begin{aligned}\cos \left(\frac{\pi}{2} - \theta \right) &= \cos \frac{\pi}{2} \cos \theta + \sin \frac{\pi}{2} \sin \theta \\ &= 0 \cdot \cos \theta + 1 \cdot \sin \theta \\ &= \sin \theta\end{aligned}$$

To establish identity (3b), use the identity (3a) just established.

$$\sin \left(\frac{\pi}{2} - \theta \right) \underset{\substack{\uparrow \\ \text{Use Identity (3a)}}}{=} \cos \left[\frac{\pi}{2} - \left(\frac{\pi}{2} - \theta \right) \right] = \cos \theta$$

Also, because the cosine function is even

$$\cos \left(\frac{\pi}{2} - \theta \right) = \cos \left[- \left(\theta - \frac{\pi}{2} \right) \right] \underset{\substack{\uparrow \\ \text{Even Property of Cosine}}}{=} \cos \left(\theta - \frac{\pi}{2} \right)$$

and because

$$\cos \left(\frac{\pi}{2} - \theta \right) \underset{\substack{\uparrow \\ \text{Identity (3a)}}}{=} \sin \theta$$

it follows that $\cos \left(\theta - \frac{\pi}{2} \right) = \sin \theta$. This means the graphs of $y = \cos \left(\theta - \frac{\pi}{2} \right)$ and $y = \sin \theta$ are identical.

Having established the identities (3a) and (3b), we now can derive the sum and difference formulas for $\sin(\alpha + \beta)$ and $\sin(\alpha - \beta)$.

$$\begin{aligned}
 \text{Proof } \sin(\alpha + \beta) &= \cos\left[\frac{\pi}{2} - (\alpha + \beta)\right] && \text{Identity (3a)} \\
 &= \cos\left[\left(\frac{\pi}{2} - \alpha\right) - \beta\right] \\
 &= \cos\left(\frac{\pi}{2} - \alpha\right)\cos\beta + \sin\left(\frac{\pi}{2} - \alpha\right)\sin\beta && \text{Difference Formula for cosine} \\
 &= \sin\alpha\cos\beta + \cos\alpha\sin\beta && \text{Identities (3a) and (3b)} \\
 \sin(\alpha - \beta) &= \sin[\alpha + (-\beta)] \\
 &= \sin\alpha\cos(-\beta) + \cos\alpha\sin(-\beta) && \text{Use the Sum Formula for sine just obtained.} \\
 &= \sin\alpha\cos\beta + \cos\alpha(-\sin\beta) && \text{Even-Odd Identities} \\
 &= \sin\alpha\cos\beta - \cos\alpha\sin\beta && \blacksquare
 \end{aligned}$$

In Words

Formula (4) states that the sine of the sum of two angles equals the sine of the first angle times the cosine of the second angle plus the cosine of the first angle times the sine of the second angle.

THEOREM Sum and Difference Formulas for the Sine Function

$$\sin(\alpha + \beta) = \sin\alpha\cos\beta + \cos\alpha\sin\beta \quad (4)$$

$$\sin(\alpha - \beta) = \sin\alpha\cos\beta - \cos\alpha\sin\beta \quad (5)$$

EXAMPLE 3**Using the Sum Formula to Find an Exact Value**

Find the exact value of $\sin\frac{7\pi}{12}$.

Solution

$$\begin{aligned}
 \sin\frac{7\pi}{12} &= \sin\left(\frac{3\pi}{12} + \frac{4\pi}{12}\right) = \sin\left(\frac{\pi}{4} + \frac{\pi}{3}\right) \\
 &= \sin\frac{\pi}{4}\cos\frac{\pi}{3} + \cos\frac{\pi}{4}\sin\frac{\pi}{3} && \text{Sum Formula for sine} \\
 &= \frac{\sqrt{2}}{2} \cdot \frac{1}{2} + \frac{\sqrt{2}}{2} \cdot \frac{\sqrt{3}}{2} = \frac{1}{4}(\sqrt{2} + \sqrt{6})
 \end{aligned}$$

 **Now Work** PROBLEM 21

EXAMPLE 4**Using the Difference Formula to Find an Exact Value**

Find the exact value of $\sin 80^\circ \cos 20^\circ - \cos 80^\circ \sin 20^\circ$.

Solution

The form of the expression $\sin 80^\circ \cos 20^\circ - \cos 80^\circ \sin 20^\circ$ is that of the right side of formula (5) for $\sin(\alpha - \beta)$ with $\alpha = 80^\circ$ and $\beta = 20^\circ$. That is,

$$\sin 80^\circ \cos 20^\circ - \cos 80^\circ \sin 20^\circ = \sin(80^\circ - 20^\circ) = \sin 60^\circ = \frac{\sqrt{3}}{2}$$

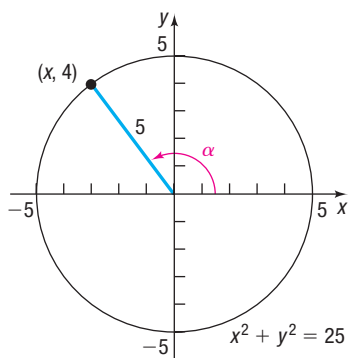
 **Now Work** PROBLEMS 27 AND 31

EXAMPLE 5**Finding Exact Values**

If $\sin\alpha = \frac{4}{5}$, $\frac{\pi}{2} < \alpha < \pi$, and $\sin\beta = -\frac{2}{\sqrt{5}} = -\frac{2\sqrt{5}}{5}$, $\pi < \beta < \frac{3\pi}{2}$, find the exact value of each of the following.

- (a) $\cos\alpha$ (b) $\cos\beta$ (c) $\cos(\alpha + \beta)$ (d) $\sin(\alpha + \beta)$

Solution

Figure 27 $\sin \alpha = \frac{4}{5}$, $\frac{\pi}{2} < \alpha < \pi$

- (a) Because $\sin \alpha = \frac{4}{5} = \frac{y}{r}$ and $\frac{\pi}{2} < \alpha < \pi$, let $y = 4$ and $r = 5$, and place α in quadrant II. The point $P = (x, y) = (x, 4)$, $x < 0$, is on a circle of radius 5, $x^2 + y^2 = 25$. See Figure 27. Then

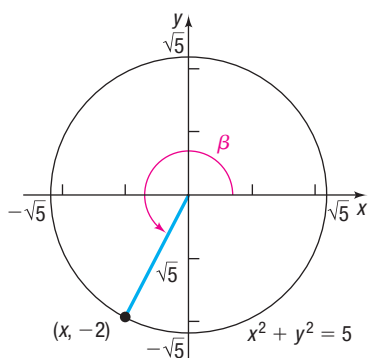
$$\begin{aligned}x^2 + y^2 &= 25 \\x^2 + 16 &= 25 && \mathbf{y = 4} \\x^2 &= 25 - 16 = 9 \\x &= -3 && \mathbf{x < 0}\end{aligned}$$

Then

$$\cos \alpha = \frac{x}{r} = -\frac{3}{5}$$

Alternatively, we can use $\sin \alpha = \frac{4}{5}$ and the Pythagorean identity $\sin^2 \alpha + \cos^2 \alpha = 1$ to find $\cos \alpha$.

$$\begin{aligned}\cos \alpha &= -\sqrt{1 - \sin^2 \alpha} = -\sqrt{1 - \frac{16}{25}} = -\sqrt{\frac{9}{25}} = -\frac{3}{5} \\ &\quad \uparrow \mathbf{\alpha \text{ in quadrant II,}} \\ &\quad \quad \mathbf{\cos \alpha < 0}\end{aligned}$$

Figure 28 $\sin \beta = \frac{-2}{\sqrt{5}}$, $\pi < \beta < \frac{3\pi}{2}$

- (b) Because $\sin \beta = \frac{-2}{\sqrt{5}} = \frac{y}{r}$ and $\pi < \beta < \frac{3\pi}{2}$, let $y = -2$ and $r = \sqrt{5}$, and place β in quadrant III. The point $P = (x, y) = (x, -2)$, $x < 0$, is on a circle of radius $\sqrt{5}$, $x^2 + y^2 = 5$. See Figure 28. Then

$$\begin{aligned}x^2 + y^2 &= 5 \\x^2 + 4 &= 5 && \mathbf{y = -2} \\x^2 &= 1 \\x &= -1 && \mathbf{x < 0}\end{aligned}$$

Then

$$\cos \beta = \frac{x}{r} = \frac{-1}{\sqrt{5}} = -\frac{\sqrt{5}}{5}$$

Alternatively, use $\sin \beta = -\frac{2\sqrt{5}}{5}$ and the Pythagorean identity $\sin^2 \beta + \cos^2 \beta = 1$ to find $\cos \beta$.

$$\cos \beta = -\sqrt{1 - \sin^2 \beta} = -\sqrt{1 - \frac{4}{5}} = -\sqrt{\frac{1}{5}} = -\frac{\sqrt{5}}{5}$$

- (c) Use the results found in parts (a) and (b) and the Sum Formula for cosine.

$$\begin{aligned}\cos(\alpha + \beta) &= \cos \alpha \cos \beta - \sin \alpha \sin \beta \\ &= -\frac{3}{5} \left(-\frac{\sqrt{5}}{5} \right) - \frac{4}{5} \left(-\frac{2\sqrt{5}}{5} \right) = \frac{11\sqrt{5}}{25}\end{aligned}$$

- (d) Use the Sum Formula for sine.

$$\begin{aligned}\sin(\alpha + \beta) &= \sin \alpha \cos \beta + \cos \alpha \sin \beta \\ &= \frac{4}{5} \left(-\frac{\sqrt{5}}{5} \right) + \left(-\frac{3}{5} \right) \left(-\frac{2\sqrt{5}}{5} \right) = \frac{2\sqrt{5}}{25}\end{aligned}$$

2 Use Sum and Difference Formulas to Establish Identities

EXAMPLE 6

Establishing an Identity

Establish the identity: $\frac{\cos(\alpha - \beta)}{\sin \alpha \sin \beta} = \cot \alpha \cot \beta + 1$

Solution

$$\begin{aligned} \frac{\cos(\alpha - \beta)}{\sin \alpha \sin \beta} &= \frac{\cos \alpha \cos \beta + \sin \alpha \sin \beta}{\sin \alpha \sin \beta} && \text{Difference Formula for cosine} \\ &= \frac{\cos \alpha \cos \beta}{\sin \alpha \sin \beta} + \frac{\sin \alpha \sin \beta}{\sin \alpha \sin \beta} \\ &= \frac{\cos \alpha}{\sin \alpha} \cdot \frac{\cos \beta}{\sin \beta} + 1 \\ &= \cot \alpha \cot \beta + 1 \end{aligned}$$

Now Work PROBLEMS 49 AND 61

Use the identity $\tan \theta = \frac{\sin \theta}{\cos \theta}$ and the Sum Formulas for $\sin(\alpha + \beta)$ and $\cos(\alpha + \beta)$ to derive a formula for $\tan(\alpha + \beta)$.

Proof $\tan(\alpha + \beta) = \frac{\sin(\alpha + \beta)}{\cos(\alpha + \beta)} = \frac{\sin \alpha \cos \beta + \cos \alpha \sin \beta}{\cos \alpha \cos \beta - \sin \alpha \sin \beta}$

Now divide the numerator and the denominator by $\cos \alpha \cos \beta$.

$$\begin{aligned} \tan(\alpha + \beta) &= \frac{\frac{\sin \alpha \cos \beta + \cos \alpha \sin \beta}{\cos \alpha \cos \beta}}{\frac{\cos \alpha \cos \beta - \sin \alpha \sin \beta}{\cos \alpha \cos \beta}} = \frac{\frac{\sin \alpha \cancel{\cos \beta} + \cancel{\cos \alpha} \sin \beta}{\cancel{\cos \alpha} \cancel{\cos \beta}}}{\frac{\cancel{\cos \alpha} \cancel{\cos \beta} - \sin \alpha \sin \beta}{\cancel{\cos \alpha} \cancel{\cos \beta}}} \\ &= \frac{\frac{\sin \alpha}{\cos \alpha} + \frac{\sin \beta}{\cos \beta}}{1 - \frac{\sin \alpha}{\cos \alpha} \cdot \frac{\sin \beta}{\cos \beta}} = \frac{\tan \alpha + \tan \beta}{1 - \tan \alpha \tan \beta} \end{aligned}$$

Proof Use the Sum Formula for $\tan(\alpha + \beta)$ and Even-Odd Properties to get the Difference Formula for the tangent function.

$$\tan(\alpha - \beta) = \tan[\alpha + (-\beta)] = \frac{\tan \alpha + \tan(-\beta)}{1 - \tan \alpha \tan(-\beta)} = \frac{\tan \alpha - \tan \beta}{1 + \tan \alpha \tan \beta}$$

\uparrow
 $\tan(-\theta) = -\tan \theta$

We have proved the following results:

THEOREM Sum and Difference Formulas for the Tangent Function

$$\tan(\alpha + \beta) = \frac{\tan \alpha + \tan \beta}{1 - \tan \alpha \tan \beta} \quad (6)$$

$$\tan(\alpha - \beta) = \frac{\tan \alpha - \tan \beta}{1 + \tan \alpha \tan \beta} \quad (7)$$

In Words

Formula (6) states that the tangent of the sum of two angles equals the tangent of the first angle plus the tangent of the second angle, all divided by 1 minus their product.

Now Work PROBLEM 35(d)

EXAMPLE 7**Establishing an Identity**Establish the identity: $\tan(\theta + \pi) = \tan \theta$ **Solution**

$$\tan(\theta + \pi) = \frac{\tan \theta + \tan \pi}{1 - \tan \theta \tan \pi} = \frac{\tan \theta + 0}{1 - \tan \theta \cdot 0} = \tan \theta$$

Example 7 verifies that the tangent function is periodic with period π .**EXAMPLE 8****Establishing an Identity**Establish the identity: $\tan\left(\theta + \frac{\pi}{2}\right) = -\cot \theta$ **Solution**Formula (6) cannot be used because $\tan \frac{\pi}{2}$ is not defined. Instead, proceed as follows:

$$\begin{aligned} \tan\left(\theta + \frac{\pi}{2}\right) &= \frac{\sin\left(\theta + \frac{\pi}{2}\right)}{\cos\left(\theta + \frac{\pi}{2}\right)} = \frac{\sin \theta \cos \frac{\pi}{2} + \cos \theta \sin \frac{\pi}{2}}{\cos \theta \cos \frac{\pi}{2} - \sin \theta \sin \frac{\pi}{2}} \\ &= \frac{(\sin \theta) \cdot 0 + (\cos \theta) \cdot 1}{(\cos \theta) \cdot 0 - (\sin \theta) \cdot 1} = \frac{\cos \theta}{-\sin \theta} = -\cot \theta \end{aligned}$$

WARNING Be careful when using formulas (6) and (7). These formulas can be used only for angles α and β for which $\tan \alpha$ and $\tan \beta$ are defined. That is, they can be used for all angles except odd integer multiples of $\frac{\pi}{2}$.

3 Use Sum and Difference Formulas Involving Inverse Trigonometric Functions

EXAMPLE 9**Finding the Exact Value of an Expression Involving Inverse Trigonometric Functions**Find the exact value of: $\sin\left(\cos^{-1} \frac{1}{2} + \sin^{-1} \frac{3}{5}\right)$ **Solution**We want the sine of the sum of two angles, $\alpha = \cos^{-1} \frac{1}{2}$ and $\beta = \sin^{-1} \frac{3}{5}$. Then

$$\cos \alpha = \frac{1}{2} \quad 0 \leq \alpha \leq \pi \quad \text{and} \quad \sin \beta = \frac{3}{5} \quad -\frac{\pi}{2} \leq \beta \leq \frac{\pi}{2}$$

Use Pythagorean Identities to obtain $\sin \alpha$ and $\cos \beta$. Because $\sin \alpha \geq 0$ and $\cos \beta \geq 0$ (do you know why?), this means that

$$\sin \alpha = \sqrt{1 - \cos^2 \alpha} = \sqrt{1 - \frac{1}{4}} = \sqrt{\frac{3}{4}} = \frac{\sqrt{3}}{2}$$

$$\cos \beta = \sqrt{1 - \sin^2 \beta} = \sqrt{1 - \frac{9}{25}} = \sqrt{\frac{16}{25}} = \frac{4}{5}$$

As a result,

$$\begin{aligned} \sin\left(\cos^{-1} \frac{1}{2} + \sin^{-1} \frac{3}{5}\right) &= \sin(\alpha + \beta) = \sin \alpha \cos \beta + \cos \alpha \sin \beta \\ &= \frac{\sqrt{3}}{2} \cdot \frac{4}{5} + \frac{1}{2} \cdot \frac{3}{5} = \frac{4\sqrt{3} + 3}{10} \end{aligned}$$

NOTE In Example 9 $\sin \alpha$ also can be found by using $\cos \alpha = \frac{1}{2} = \frac{x}{r}$, so $x = 1$ and $r = 2$. Then $y = \sqrt{3}$ and $\sin \alpha = \frac{y}{r} = \frac{\sqrt{3}}{2}$. Also, $\cos \beta$ can be found in a similar fashion.

 **Now Work** PROBLEM 77

EXAMPLE 10**Writing a Trigonometric Expression as an Algebraic Expression**Write $\sin(\sin^{-1} u + \cos^{-1} v)$ as an algebraic expression containing u and v (that is, without trigonometric functions). State the restrictions on u and v .

Solution First, for $\sin^{-1} u$, the restriction on u is $-1 \leq u \leq 1$, and for $\cos^{-1} v$, the restriction on v is $-1 \leq v \leq 1$. Now let $\alpha = \sin^{-1} u$ and $\beta = \cos^{-1} v$. Then

$$\sin \alpha = u \quad -\frac{\pi}{2} \leq \alpha \leq \frac{\pi}{2} \quad -1 \leq u \leq 1$$

$$\cos \beta = v \quad 0 \leq \beta \leq \pi \quad -1 \leq v \leq 1$$

Because $-\frac{\pi}{2} \leq \alpha \leq \frac{\pi}{2}$, $\cos \alpha \geq 0$. So,

$$\cos \alpha = \sqrt{1 - \sin^2 \alpha} = \sqrt{1 - u^2}$$

Also, because $0 \leq \beta \leq \pi$, $\sin \beta \geq 0$. Then

$$\sin \beta = \sqrt{1 - \cos^2 \beta} = \sqrt{1 - v^2}$$

As a result,

$$\begin{aligned} \sin(\sin^{-1} u + \cos^{-1} v) &= \sin(\alpha + \beta) = \sin \alpha \cos \beta + \cos \alpha \sin \beta \\ &= uv + \sqrt{1 - u^2} \cdot \sqrt{1 - v^2} \end{aligned}$$

 **Now Work** PROBLEM 87

4 Solve Trigonometric Equations Linear in Sine and Cosine

Sometimes it is necessary to square both sides of an equation to obtain expressions that allow the use of identities. Remember, squaring both sides of an equation may introduce extraneous solutions. As a result, apparent solutions must be checked.

EXAMPLE 11

Solving a Trigonometric Equation Linear in Sine and Cosine

Solve the equation: $\sin \theta + \cos \theta = 1$, $0 \leq \theta < 2\pi$

Option 1

Attempts to use available identities do not lead to equations that are easy to solve. (Try it yourself.) So, given the form of this equation, square both sides.

$$\sin \theta + \cos \theta = 1$$

$$(\sin \theta + \cos \theta)^2 = 1 \quad \text{Square both sides.}$$

$$\sin^2 \theta + 2 \sin \theta \cos \theta + \cos^2 \theta = 1 \quad \text{Remove parentheses.}$$

$$2 \sin \theta \cos \theta = 0 \quad \sin^2 \theta + \cos^2 \theta = 1$$

$$\sin \theta \cos \theta = 0$$

Setting each factor equal to zero leads to

$$\sin \theta = 0 \quad \text{or} \quad \cos \theta = 0$$

The apparent solutions are

$$\theta = 0 \quad \theta = \pi \quad \theta = \frac{\pi}{2} \quad \theta = \frac{3\pi}{2}$$

Because both sides of the original equation were squared, these apparent solutions must be checked to see whether any are extraneous.

$$\theta = 0: \quad \sin 0 + \cos 0 = 0 + 1 = 1 \quad \text{A solution}$$

$$\theta = \pi: \quad \sin \pi + \cos \pi = 0 + (-1) = -1 \quad \text{Not a solution}$$

$$\theta = \frac{\pi}{2}: \quad \sin \frac{\pi}{2} + \cos \frac{\pi}{2} = 1 + 0 = 1 \quad \text{A solution}$$

$$\theta = \frac{3\pi}{2}: \quad \sin \frac{3\pi}{2} + \cos \frac{3\pi}{2} = -1 + 0 = -1 \quad \text{Not a solution}$$

The values $\theta = \pi$ and $\theta = \frac{3\pi}{2}$ are extraneous. The solution set is $\left\{0, \frac{\pi}{2}\right\}$.

Option 2 Start with the equation

$$\sin \theta + \cos \theta = 1$$

and divide both sides by $\sqrt{2}$. Then

$$\frac{1}{\sqrt{2}} \sin \theta + \frac{1}{\sqrt{2}} \cos \theta = \frac{1}{\sqrt{2}}$$

The left side now resembles the formula for the sine of the sum of two angles, one of which is θ . The other angle is unknown (call it ϕ .) Then

$$\sin(\theta + \phi) = \sin \theta \cos \phi + \cos \theta \sin \phi = \frac{1}{\sqrt{2}} \quad (8)$$

Comparing (8) to $\frac{1}{\sqrt{2}} \sin \theta + \frac{1}{\sqrt{2}} \cos \theta = \frac{1}{\sqrt{2}}$, we see that

$$\cos \phi = \frac{1}{\sqrt{2}} = \frac{\sqrt{2}}{2} \quad \sin \phi = \frac{1}{\sqrt{2}} = \frac{\sqrt{2}}{2} \quad 0 \leq \phi < 2\pi$$

The angle ϕ is therefore $\frac{\pi}{4}$. As a result, equation (8) becomes

$$\sin\left(\theta + \frac{\pi}{4}\right) = \frac{\sqrt{2}}{2}$$

In the interval $[0, 2\pi)$, there are two angles whose sine is $\frac{\sqrt{2}}{2}$: $\frac{\pi}{4}$ and $\frac{3\pi}{4}$. See Figure 29. As a result,

$$\begin{aligned} \theta + \frac{\pi}{4} &= \frac{\pi}{4} \quad \text{or} \quad \theta + \frac{\pi}{4} = \frac{3\pi}{4} \\ \theta &= 0 \quad \text{or} \quad \theta = \frac{\pi}{2} \end{aligned}$$

The solution set is $\left\{0, \frac{\pi}{2}\right\}$.

The second option can be used to solve any linear equation of the form $a \sin \theta + b \cos \theta = c$, where a, b , and c are nonzero constants, by dividing both sides of the equation by $\sqrt{a^2 + b^2}$.

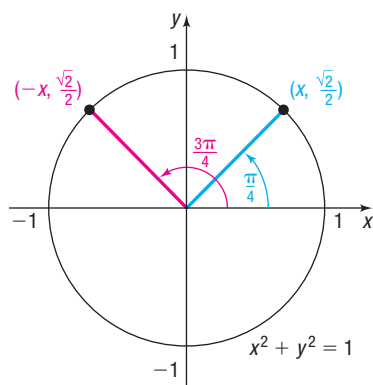


Figure 29

EXAMPLE 12

Solving a Trigonometric Equation Linear in $\sin \theta$ and $\cos \theta$

Solve:

$$a \sin \theta + b \cos \theta = c \quad (9)$$

where a, b , and c are constants and either $a \neq 0$ or $b \neq 0$.

Solution

Divide both sides of equation (9) by $\sqrt{a^2 + b^2}$. Then

$$\frac{a}{\sqrt{a^2 + b^2}} \sin \theta + \frac{b}{\sqrt{a^2 + b^2}} \cos \theta = \frac{c}{\sqrt{a^2 + b^2}} \quad (10)$$

There is a unique angle ϕ , $0 \leq \phi < 2\pi$, for which

$$\cos \phi = \frac{a}{\sqrt{a^2 + b^2}} \quad \text{and} \quad \sin \phi = \frac{b}{\sqrt{a^2 + b^2}} \quad (11)$$

Figure 30 shows the angle ϕ for $a > 0$ and $b > 0$.

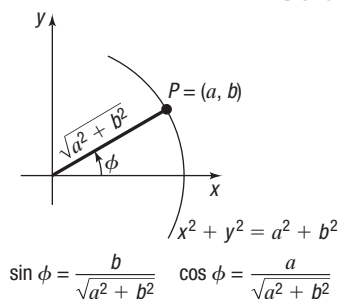


Figure 30

(continued)

Equation (10) can be written as

$$\sin \theta \cos \phi + \cos \theta \sin \phi = \frac{c}{\sqrt{a^2 + b^2}}$$

or, equivalently,

$$\sin(\theta + \phi) = \frac{c}{\sqrt{a^2 + b^2}} \quad (12)$$

where ϕ satisfies equation (11).

- If $|c| > \sqrt{a^2 + b^2}$, then $\sin(\theta + \phi) > 1$ or $\sin(\theta + \phi) < -1$, and equation (12) has no solution.
- If $|c| \leq \sqrt{a^2 + b^2}$, then the solutions of equation (12) are

$$\theta + \phi = \sin^{-1} \frac{c}{\sqrt{a^2 + b^2}} \quad \text{or} \quad \theta + \phi = \pi - \sin^{-1} \frac{c}{\sqrt{a^2 + b^2}}$$

Once the angle ϕ is determined by equations (11), the above are the solutions to equation (9).

 **Now Work** PROBLEM 95

SUMMARY

Sum and Difference Formulas

$$\cos(\alpha + \beta) = \cos \alpha \cos \beta - \sin \alpha \sin \beta$$

$$\cos(\alpha - \beta) = \cos \alpha \cos \beta + \sin \alpha \sin \beta$$

$$\sin(\alpha + \beta) = \sin \alpha \cos \beta + \cos \alpha \sin \beta$$

$$\sin(\alpha - \beta) = \sin \alpha \cos \beta - \cos \alpha \sin \beta$$

$$\tan(\alpha + \beta) = \frac{\tan \alpha + \tan \beta}{1 - \tan \alpha \tan \beta}$$

$$\tan(\alpha - \beta) = \frac{\tan \alpha - \tan \beta}{1 + \tan \alpha \tan \beta}$$

7.5 Assess Your Understanding

'Are You Prepared?' Answers are given at the end of these exercises. If you get a wrong answer, read the pages listed in red.

- The distance d from the point $(2, -3)$ to the point $(5, 1)$ is _____. (pp. 3–4)
- If $\sin \theta = \frac{4}{5}$ and θ is in quadrant II, then $\cos \theta =$ _____. (pp. 399–402)
- (a) $\sin \frac{\pi}{4} \cdot \cos \frac{\pi}{3} =$ _____ (pp. 380–383)
(b) $\tan \frac{\pi}{4} - \sin \frac{\pi}{6} =$ _____ (pp. 380–383)
- If $\sin \alpha = -\frac{4}{5}$, $\pi < \alpha < \frac{3\pi}{2}$, then $\cos \alpha =$ _____. (pp. 399–402)
- Two triangles are _____ if the lengths of two corresponding sides are equal and the angles between the two sides have the same measure. (pp. A16–A17)
- If $P = \left(-\frac{1}{3}, \frac{2\sqrt{2}}{3}\right)$ is a point on the unit circle that corresponds to a real number t , then $\sin t =$ _____, $\cos t =$ _____, and $\tan t =$ _____. (p. 377)

Concepts and Vocabulary

- (a) $\cos(\alpha + \beta) = \cos \alpha \cos \beta$ _____ $\sin \alpha \sin \beta$
(b) $\sin(\alpha - \beta) = \sin \alpha \cos \beta$ _____ $\cos \alpha \sin \beta$
- True or False** $\sin(\alpha + \beta) = \sin \alpha + \sin \beta + 2 \sin \alpha \sin \beta$
- True or False** $\cos\left(\frac{\pi}{2} - \theta\right) = \cos \theta$
- True or False** If $f(x) = \sin x$ and $g(x) = \cos x$, then $g(\alpha + \beta) = g(\alpha)g(\beta) - f(\alpha)f(\beta)$
- Multiple Choice** Choose the expression that completes the Sum Formula for tangent functions: $\tan(\alpha + \beta) =$ _____.
(a) $\frac{\tan \alpha + \tan \beta}{1 - \tan \alpha \tan \beta}$ (b) $\frac{\tan \alpha - \tan \beta}{1 + \tan \alpha \tan \beta}$
(c) $\frac{\tan \alpha + \tan \beta}{1 + \tan \alpha \tan \beta}$ (d) $\frac{\tan \alpha - \tan \beta}{1 - \tan \alpha \tan \beta}$
- Multiple Choice** Choose the expression that is equivalent to $\sin 60^\circ \cos 20^\circ + \cos 60^\circ \sin 20^\circ$
(a) $\cos 40^\circ$ (b) $\sin 40^\circ$ (c) $\cos 80^\circ$ (d) $\sin 80^\circ$

Skill Building

In Problems 13–24, find the exact value of each expression.

13. $\cos 165^\circ$ 14. $\sin 105^\circ$ 15. $\tan 15^\circ$ 16. $\tan 195^\circ$ 17. $\sin \frac{5\pi}{12}$ 18. $\sin \frac{\pi}{12}$
 19. $\cos \frac{7\pi}{12}$ 20. $\tan \frac{7\pi}{12}$ 21. $\sin \frac{17\pi}{12}$ 22. $\tan \frac{19\pi}{12}$ 23. $\sec\left(-\frac{\pi}{12}\right)$ 24. $\cot\left(-\frac{5\pi}{12}\right)$

In Problems 25–34, find the exact value of each expression.

25. $\sin 20^\circ \cos 10^\circ + \cos 20^\circ \sin 10^\circ$ 26. $\sin 20^\circ \cos 80^\circ - \cos 20^\circ \sin 80^\circ$
 27. $\cos 70^\circ \cos 20^\circ - \sin 70^\circ \sin 20^\circ$ 28. $\cos 40^\circ \cos 10^\circ + \sin 40^\circ \sin 10^\circ$
 29. $\frac{\tan 20^\circ + \tan 25^\circ}{1 - \tan 20^\circ \tan 25^\circ}$ 30. $\frac{\tan 40^\circ - \tan 10^\circ}{1 + \tan 40^\circ \tan 10^\circ}$
 31. $\sin \frac{\pi}{12} \cos \frac{7\pi}{12} - \cos \frac{\pi}{12} \sin \frac{7\pi}{12}$ 32. $\cos \frac{5\pi}{12} \cos \frac{7\pi}{12} - \sin \frac{5\pi}{12} \sin \frac{7\pi}{12}$
 33. $\cos \frac{\pi}{12} \cos \frac{5\pi}{12} + \sin \frac{5\pi}{12} \sin \frac{\pi}{12}$ 34. $\sin \frac{\pi}{18} \cos \frac{5\pi}{18} + \cos \frac{\pi}{18} \sin \frac{5\pi}{18}$

In Problems 35–40, find the exact value of each of the following under the given conditions:

- (a) $\sin(\alpha + \beta)$ (b) $\cos(\alpha + \beta)$ (c) $\sin(\alpha - \beta)$ (d) $\tan(\alpha - \beta)$

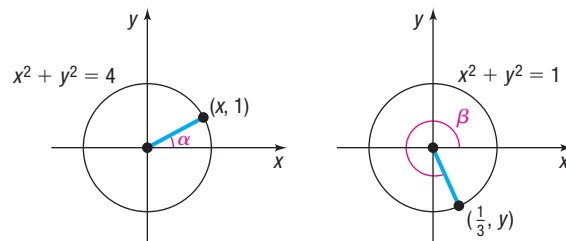
35. $\sin \alpha = \frac{3}{5}, 0 < \alpha < \frac{\pi}{2}; \cos \beta = \frac{2\sqrt{5}}{5}, -\frac{\pi}{2} < \beta < 0$ 36. $\cos \alpha = \frac{\sqrt{5}}{5}, 0 < \alpha < \frac{\pi}{2}; \sin \beta = -\frac{4}{5}, -\frac{\pi}{2} < \beta < 0$
 37. $\tan \alpha = -\frac{4}{3}, \frac{\pi}{2} < \alpha < \pi; \cos \beta = \frac{1}{2}, 0 < \beta < \frac{\pi}{2}$ 38. $\tan \alpha = \frac{5}{12}, \pi < \alpha < \frac{3\pi}{2}; \sin \beta = -\frac{1}{2}, \pi < \beta < \frac{3\pi}{2}$
 39. $\sin \alpha = \frac{5}{13}, -\frac{3\pi}{2} < \alpha < -\pi; \tan \beta = -\sqrt{3}, \frac{\pi}{2} < \beta < \pi$ 40. $\cos \alpha = \frac{1}{2}, -\frac{\pi}{2} < \alpha < 0; \sin \beta = \frac{1}{3}, 0 < \beta < \frac{\pi}{2}$
 41. If $\sin \theta = \frac{1}{3}, \theta$ in quadrant II, find the exact value of:
 (a) $\cos \theta$ (b) $\sin\left(\theta + \frac{\pi}{6}\right)$
 (c) $\cos\left(\theta - \frac{\pi}{3}\right)$ (d) $\tan\left(\theta + \frac{\pi}{4}\right)$
 42. If $\cos \theta = \frac{1}{4}, \theta$ in quadrant IV, find the exact value of:
 (a) $\sin \theta$ (b) $\sin\left(\theta - \frac{\pi}{6}\right)$
 (c) $\cos\left(\theta + \frac{\pi}{3}\right)$ (d) $\tan\left(\theta - \frac{\pi}{4}\right)$

In Problems 43–48, use the figures to evaluate each function if $f(x) = \sin x, g(x) = \cos x,$ and $h(x) = \tan x$.

43. $f(\alpha + \beta)$ 44. $g(\alpha + \beta)$
 45. $g(\alpha - \beta)$ 46. $f(\alpha - \beta)$
 47. $h(\alpha + \beta)$ 48. $h(\alpha - \beta)$

In Problems 49–74, establish each identity.

49. $\sin\left(\frac{\pi}{2} + \theta\right) = \cos \theta$ 50. $\cos\left(\frac{\pi}{2} + \theta\right) = -\sin \theta$ 51. $\sin(\pi - \theta) = \sin \theta$
 52. $\cos(\pi - \theta) = -\cos \theta$ 53. $\sin(\pi + \theta) = -\sin \theta$ 54. $\cos(\pi + \theta) = -\cos \theta$
 55. $\tan(\pi - \theta) = -\tan \theta$ 56. $\tan(2\pi - \theta) = -\tan \theta$ 57. $\sin\left(\frac{3\pi}{2} + \theta\right) = -\cos \theta$
 58. $\cos\left(\frac{3\pi}{2} + \theta\right) = \sin \theta$ 59. $\sin(\alpha + \beta) + \sin(\alpha - \beta) = 2 \sin \alpha \cos \beta$



60. $\cos(\alpha + \beta) + \cos(\alpha - \beta) = 2 \cos \alpha \cos \beta$

62. $\frac{\sin(\alpha + \beta)}{\cos \alpha \cos \beta} = \tan \alpha + \tan \beta$

64. $\frac{\cos(\alpha - \beta)}{\sin \alpha \cos \beta} = \cot \alpha + \tan \beta$


66. $\frac{\cos(\alpha + \beta)}{\cos(\alpha - \beta)} = \frac{1 - \tan \alpha \tan \beta}{1 + \tan \alpha \tan \beta}$

68. $\cot(\alpha - \beta) = \frac{\cot \alpha \cot \beta + 1}{\cot \beta - \cot \alpha}$

70. $\sec(\alpha - \beta) = \frac{\sec \alpha \sec \beta}{1 + \tan \alpha \tan \beta}$

72. $\cos(\alpha - \beta) \cos(\alpha + \beta) = \cos^2 \alpha - \sin^2 \beta$

74. $\cos(\theta + k\pi) = (-1)^k \cos \theta, k \text{ any integer}$


 61. $\frac{\sin(\alpha + \beta)}{\sin \alpha \cos \beta} = 1 + \cot \alpha \tan \beta$

63. $\frac{\cos(\alpha + \beta)}{\cos \alpha \cos \beta} = 1 - \tan \alpha \tan \beta$

65. $\frac{\sin(\alpha + \beta)}{\sin(\alpha - \beta)} = \frac{\tan \alpha + \tan \beta}{\tan \alpha - \tan \beta}$

67. $\cot(\alpha + \beta) = \frac{\cot \alpha \cot \beta - 1}{\cot \beta + \cot \alpha}$

69. $\sec(\alpha + \beta) = \frac{\csc \alpha \csc \beta}{\cot \alpha \cot \beta - 1}$


71. $\sin(\alpha - \beta) \sin(\alpha + \beta) = \sin^2 \alpha - \sin^2 \beta$

73. $\sin(\theta + k\pi) = (-1)^k \sin \theta, k \text{ any integer}$

In Problems 75–86, find the exact value of each expression.

75. $\sin\left(\sin^{-1} \frac{1}{2} + \cos^{-1} 0\right)$

76. $\sin\left(\sin^{-1} \frac{\sqrt{3}}{2} + \cos^{-1} 1\right)$


 77. $\sin\left[\sin^{-1} \frac{3}{5} - \cos^{-1}\left(-\frac{4}{5}\right)\right]$

78. $\sin\left[\sin^{-1}\left(-\frac{4}{5}\right) - \tan^{-1} \frac{3}{4}\right]$

79. $\cos\left(\tan^{-1} \frac{4}{3} + \cos^{-1} \frac{5}{13}\right)$

80. $\cos\left[\tan^{-1} \frac{5}{12} - \sin^{-1}\left(-\frac{3}{5}\right)\right]$

81. $\cos\left(\sin^{-1} \frac{5}{13} - \tan^{-1} \frac{3}{4}\right)$

82. $\cos\left(\tan^{-1} \frac{4}{3} + \cos^{-1} \frac{12}{13}\right)$

83. $\tan\left(\sin^{-1} \frac{3}{5} + \frac{\pi}{6}\right)$

84. $\tan\left(\frac{\pi}{4} - \cos^{-1} \frac{3}{5}\right)$

85. $\tan\left(\sin^{-1} \frac{4}{5} + \cos^{-1} 1\right)$

86. $\tan\left(\cos^{-1} \frac{4}{5} + \sin^{-1} 1\right)$

In Problems 87–92, write each trigonometric expression as an algebraic expression containing u and v . Give the restrictions required on u and v .


 87. $\cos(\cos^{-1} u + \sin^{-1} v)$

88. $\sin(\sin^{-1} u - \cos^{-1} v)$

89. $\sin(\tan^{-1} u - \sin^{-1} v)$

90. $\cos(\tan^{-1} u + \tan^{-1} v)$


91. $\tan(\sin^{-1} u - \cos^{-1} v)$

92. $\sec(\tan^{-1} u + \cos^{-1} v)$

In Problems 93–98, solve each equation on the interval $0 \leq \theta < 2\pi$.

93. $\sin \theta - \sqrt{3} \cos \theta = 1$

94. $\sqrt{3} \sin \theta + \cos \theta = 1$


 95. $\sin \theta + \cos \theta = \sqrt{2}$

96. $\sin \theta - \cos \theta = -\sqrt{2}$


97. $\tan \theta + \sqrt{3} = \sec \theta$

98. $\cot \theta + \csc \theta = -\sqrt{3}$


Applications and Extensions

99. Show that $\sin(\sin^{-1} v + \cos^{-1} v) = 1$.

100. Show that $\cos(\sin^{-1} v + \cos^{-1} v) = 0$.

 101. **Calculus** Show that the difference quotient for $f(x) = \sin x$ is given by

$$\begin{aligned} \frac{f(x+h) - f(x)}{h} &= \frac{\sin(x+h) - \sin x}{h} \\ &= \cos x \cdot \frac{\sin h}{h} - \sin x \cdot \frac{1 - \cos h}{h} \end{aligned}$$

 102. **Calculus** Show that the difference quotient for $f(x) = \cos x$ is given by

$$\begin{aligned} \frac{f(x+h) - f(x)}{h} &= \frac{\cos(x+h) - \cos x}{h} \\ &= -\sin x \cdot \frac{\sin h}{h} - \cos x \cdot \frac{1 - \cos h}{h} \end{aligned}$$

103. One, Two, Three

(a) Show that $\tan(\tan^{-1} 1 + \tan^{-1} 2 + \tan^{-1} 3) = 0$.

(b) Conclude from part (a) that

$$\tan^{-1} 1 + \tan^{-1} 2 + \tan^{-1} 3 = \pi$$

Source: *College Mathematics Journal*, Vol. 37, No. 3, May 2006

104. **Electric Power** In an alternating current (ac) circuit, the instantaneous power p at time t is given by

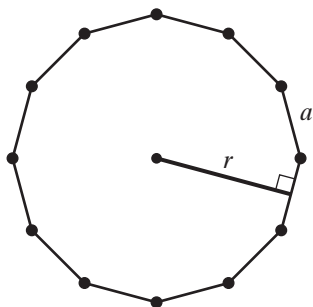
$$p(t) = V_m I_m \cos \phi \sin^2(\omega t) - V_m I_m \sin \phi \sin(\omega t) \cos(\omega t)$$

Show that this is equivalent to

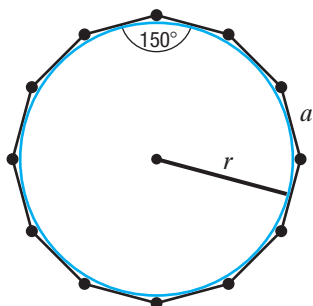
$$p(t) = V_m I_m \sin(\omega t) \sin(\omega t - \phi)$$

Source: *HyperPhysics*, hosted by Georgia State University

- 105. Area of a Dodecagon Part I** A regular dodecagon is a polygon with 12 sides of equal length. See the figure.



- (a) The area A of a regular dodecagon is given by the formula $A = 12r^2 \tan \frac{\pi}{12}$, where r is the **apothem**, which is a line segment from the center of the polygon that is perpendicular to a side. Find the exact area of a regular dodecagon whose apothem is 10 inches.
- (b) The area A of a regular dodecagon is also given by the formula $A = 3a^2 \cot \frac{\pi}{12}$, where a is the length of a side of the polygon. Find the exact area of a regular dodecagon if the length of a side is 15 centimeters.
- 106. Area of a Dodecagon Part II** Refer to Problem 105. The figure shows that the interior angle of a regular dodecagon has measure 150° , and the *apothem* equals the radius of the inscribed circle.



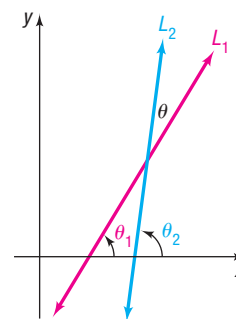
- (a) Find the exact area of a regular dodecagon with side $a = 5$ cm.
- (b) Find the radius of the inscribed circle for the regular dodecagon from part (a).

- (c) Find the exact area of the circle inscribed in a regular dodecagon with side $a = 5$ cm.
- (d) Find the exact area of the region between the circle and the regular dodecagon.

- 107. Geometry: Angle between Two Lines** Let L_1 and L_2 denote two nonvertical intersecting lines, and let θ denote the acute angle between L_1 and L_2 (see the figure). Show that

$$\tan \theta = \frac{m_2 - m_1}{1 + m_1 m_2}$$

where m_1 and m_2 are the slopes of L_1 and L_2 , respectively. [Hint: Use the facts that $\tan \theta_1 = m_1$ and $\tan \theta_2 = m_2$.]



- 108. Challenge Problem** Show that $\cot^{-1} e^v = \tan^{-1} e^{-v}$.
- 109. Challenge Problem** Show that $\sin^{-1} v + \cos^{-1} v = \frac{\pi}{2}$.
- 110. Challenge Problem** Show that $\tan^{-1} v + \cot^{-1} v = \frac{\pi}{2}$.
- 111. Challenge Problem** Show that $\tan^{-1}\left(\frac{1}{v}\right) = \frac{\pi}{2} - \tan^{-1} v$, if $v > 0$.
- 112. Challenge Problem** If $\alpha + \beta + \gamma = 180^\circ$ and $\cot \theta = \cot \alpha + \cot \beta + \cot \gamma$ $0 < \theta < 90^\circ$ show that $\sin^3 \theta = \sin(\alpha - \theta) \sin(\beta - \theta) \sin(\gamma - \theta)$
- 113. Challenge Problem** If $\tan \alpha = x + 1$ and $\tan \beta = x - 1$, show that

$$2 \cot(\alpha - \beta) = x^2$$

Explaining Concepts: Discussion and Writing

- 114.** Discuss the following derivation:

$$\tan\left(\theta + \frac{\pi}{2}\right) = \frac{\tan \theta + \tan \frac{\pi}{2}}{1 - \tan \theta \tan \frac{\pi}{2}} = \frac{\frac{\tan \theta}{\tan \frac{\pi}{2}} + 1}{\frac{1}{\tan \frac{\pi}{2}} - \tan \theta} = \frac{0 + 1}{0 - \tan \theta} = \frac{1}{-\tan \theta} = -\cot \theta$$

Can you justify each step?

- 115.** Explain why formula (7) cannot be used to show that

$$\tan\left(\frac{\pi}{2} - \theta\right) = \cot \theta$$

Establish this identity by using formulas (3a) and (3b).

Retain Your Knowledge

Problems 116–125 are based on material learned earlier in the course. The purpose of these problems is to keep the material fresh in your mind so that you are better prepared for the final exam.

116. Determine the points of intersection of the graphs of

$$f(x) = x^2 + 5x + 1 \text{ and } g(x) = -2x^2 - 11x - 4$$

by solving $f(x) = g(x)$.

117. Convert $\frac{17\pi}{6}$ to degrees.

118. Find the area of the sector of a circle of radius 6 meters formed by an angle of 45° . Give both the exact area and an approximation rounded to two decimal places.

119. Given $\tan \theta = -2$, $270^\circ < \theta < 360^\circ$, find the exact value of the remaining five trigonometric functions.

120. Write $f(x) = \frac{1}{4}x^2 + x - 2$ in vertex form.

121. Solve: $8^{x-4} = 4^{2x-9}$

122. Write as a single logarithm:

$$3 \log_7 x + 2 \log_7 y - 5 \log_7 z$$

123. Simplify: $(2x^2 y^3)^4 (3x^5 y)^2$

124. Solve: $\sqrt{3x-2} - \sqrt{2x-3} = 1$

125. Write $\frac{6x}{(x+3)^{1/4}} + 8(x+3)^{3/4}$, $x > -3$, as a single quotient with only positive exponents.

'Are You Prepared?' Answers

1. 5 2. $-\frac{3}{5}$ 3. (a) $\frac{\sqrt{2}}{4}$ (b) $\frac{1}{2}$ 4. $-\frac{3}{5}$ 5. congruent 6. $\frac{2\sqrt{2}}{3}; -\frac{1}{3}; -2\sqrt{2}$

7.6 Double-angle and Half-angle Formulas

OBJECTIVES

- 1 Use Double-angle Formulas to Find Exact Values (p. 501)
- 2 Use Double-angle Formulas to Establish Identities (p. 501)
- 3 Use Half-angle Formulas to Find Exact Values (p. 504)

In this section, formulas for $\sin(2\theta)$, $\cos(2\theta)$, $\sin\left(\frac{1}{2}\theta\right)$, and $\cos\left(\frac{1}{2}\theta\right)$ are established in terms of $\sin \theta$ and $\cos \theta$. They are derived using the Sum Formulas.

In the Sum Formulas for $\sin(\alpha + \beta)$ and $\cos(\alpha + \beta)$, let $\alpha = \beta = \theta$. Then

$$\sin(\alpha + \beta) = \sin \alpha \cos \beta + \cos \alpha \sin \beta$$

$$\sin(\theta + \theta) = \sin \theta \cos \theta + \cos \theta \sin \theta$$

$$\sin(2\theta) = 2 \sin \theta \cos \theta$$

and

$$\cos(\alpha + \beta) = \cos \alpha \cos \beta - \sin \alpha \sin \beta$$

$$\cos(\theta + \theta) = \cos \theta \cos \theta - \sin \theta \sin \theta$$

$$\cos(2\theta) = \cos^2 \theta - \sin^2 \theta$$

An application of the Pythagorean identity $\sin^2 \theta + \cos^2 \theta = 1$ results in two other ways to express $\cos(2\theta)$.

$$\cos(2\theta) = \cos^2 \theta - \sin^2 \theta = (1 - \sin^2 \theta) - \sin^2 \theta = 1 - 2 \sin^2 \theta$$

and

$$\cos(2\theta) = \cos^2 \theta - \sin^2 \theta = \cos^2 \theta - (1 - \cos^2 \theta) = 2 \cos^2 \theta - 1$$

The following theorem summarizes the *Double-angle Formulas*.

THEOREM Double-angle Formulas

$$\sin(2\theta) = 2 \sin \theta \cos \theta \quad (1)$$

$$\cos(2\theta) = \cos^2 \theta - \sin^2 \theta \quad (2)$$

$$\cos(2\theta) = 1 - 2 \sin^2 \theta \quad (3)$$

$$\cos(2\theta) = 2 \cos^2 \theta - 1 \quad (4)$$

1 Use Double-angle Formulas to Find Exact Values

EXAMPLE 1

Finding Exact Values Using Double-angle Formulas

If $\sin \theta = \frac{3}{5}$, $\frac{\pi}{2} < \theta < \pi$, find the exact value of:

- (a) $\sin(2\theta)$ (b) $\cos(2\theta)$

Solution

- (a) Because $\sin(2\theta) = 2 \sin \theta \cos \theta$ and because $\sin \theta = \frac{3}{5}$ is known, begin by finding $\cos \theta$. Since $\sin \theta = \frac{3}{5} = \frac{y}{r}$, $\frac{\pi}{2} < \theta < \pi$, let $y = 3$ and $r = 5$, and place θ in quadrant II. The point $P = (x, y) = (x, 3)$ is on a circle of radius 5, $x^2 + y^2 = 25$. See Figure 31. Then

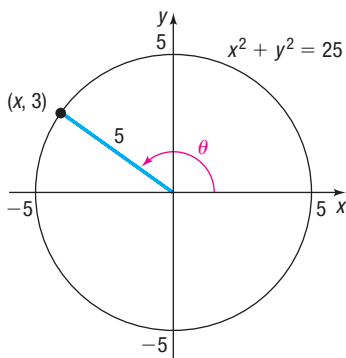


Figure 31 $\sin \theta = \frac{3}{5}$, $\frac{\pi}{2} < \theta < \pi$

$$x^2 + y^2 = 25$$

$$x^2 = 25 - 9 = 16 \quad y = 3$$

$$x = -4 \quad x < 0$$

This means that $\cos \theta = \frac{x}{r} = \frac{-4}{5}$. Now use Double-angle Formula (1) to obtain

$$\sin(2\theta) = 2 \sin \theta \cos \theta = 2 \cdot \frac{3}{5} \cdot \left(-\frac{4}{5}\right) = -\frac{24}{25}$$

- (b) Because $\sin \theta = \frac{3}{5}$ is given, it is easiest to use Double-angle Formula (3) to find $\cos(2\theta)$.

$$\cos(2\theta) = 1 - 2 \sin^2 \theta = 1 - 2 \cdot \frac{9}{25} = 1 - \frac{18}{25} = \frac{7}{25}$$

WARNING In finding $\cos(2\theta)$ in Example 1(b), a version of the Double-angle Formula, formula (3), was used. Note that it is not possible to use the Pythagorean identity $\cos(2\theta) = \pm \sqrt{1 - \sin^2(2\theta)}$, with $\sin(2\theta) = -\frac{24}{25}$, because there is no way of knowing which sign to choose. ■

 **Now Work** PROBLEM 9(a) AND (b)

2 Use Double-angle Formulas to Establish Identities

EXAMPLE 2

Establishing Identities

- (a) Develop a formula for $\tan(2\theta)$ in terms of $\tan \theta$.
 (b) Develop a formula for $\sin(3\theta)$ in terms of $\sin \theta$ and $\cos \theta$.

Solution (a) In the Sum Formula for $\tan(\alpha + \beta)$, let $\alpha = \beta = \theta$. Then

$$\tan(\alpha + \beta) = \frac{\tan \alpha + \tan \beta}{1 - \tan \alpha \tan \beta}$$

$$\tan(\theta + \theta) = \frac{\tan \theta + \tan \theta}{1 - \tan \theta \tan \theta}$$

$$\tan(2\theta) = \frac{2 \tan \theta}{1 - \tan^2 \theta} \quad (5)$$

(b) To find a formula for $\sin(3\theta)$, write 3θ as $2\theta + \theta$, and use the Sum Formula.

$$\sin(3\theta) = \sin(2\theta + \theta) = \sin(2\theta) \cos \theta + \cos(2\theta) \sin \theta$$

Now use the Double-angle Formulas to get

$$\begin{aligned} \sin(3\theta) &= (2 \sin \theta \cos \theta)(\cos \theta) + (\cos^2 \theta - \sin^2 \theta)(\sin \theta) \\ &= 2 \sin \theta \cos^2 \theta + \sin \theta \cos^2 \theta - \sin^3 \theta \\ &= 3 \sin \theta \cos^2 \theta - \sin^3 \theta \end{aligned}$$

The formula obtained in Example 2(b) also can be written as

$$\begin{aligned} \sin(3\theta) &= 3 \sin \theta \cos^2 \theta - \sin^3 \theta = 3 \sin \theta (1 - \sin^2 \theta) - \sin^3 \theta \\ &= 3 \sin \theta - 4 \sin^3 \theta \end{aligned}$$

That is, $\sin(3\theta)$ is a third-degree polynomial in the variable $\sin \theta$. In fact, $\sin(n\theta)$, n a positive odd integer, can always be written as a polynomial of degree n in the variable $\sin \theta$.*

 **Now Work** PROBLEM 69

Rearranging the Double-angle Formulas (3) and (4) leads to other formulas that are used later and are important in calculus.

Begin with Double-angle Formula (3) and solve for $\sin^2 \theta$.

$$\cos(2\theta) = 1 - 2 \sin^2 \theta$$

$$2 \sin^2 \theta = 1 - \cos(2\theta)$$



$$\sin^2 \theta = \frac{1 - \cos(2\theta)}{2} \quad (6)$$

Similarly, using Double-angle Formula (4), solve for $\cos^2 \theta$.

$$\cos(2\theta) = 2 \cos^2 \theta - 1$$

$$2 \cos^2 \theta = 1 + \cos(2\theta)$$



$$\cos^2 \theta = \frac{1 + \cos(2\theta)}{2} \quad (7)$$

Formulas (6) and (7) can be used to develop a formula for $\tan^2 \theta$.

$$\tan^2 \theta = \frac{\sin^2 \theta}{\cos^2 \theta} = \frac{\frac{1 - \cos(2\theta)}{2}}{\frac{1 + \cos(2\theta)}{2}}$$

*Because of the work done by P. L. Chebyshev, these polynomials are sometimes called *Chebyshev polynomials*.

$$\tan^2 \theta = \frac{1 - \cos(2\theta)}{1 + \cos(2\theta)} \quad (8)$$

Formulas (6) through (8) do not have to be memorized since their derivations are straightforward.

Formulas (6) and (7) are important in calculus. The next example illustrates a problem that arises in calculus requiring the use of formula (7).



EXAMPLE 3

Establishing an Identity

Write an equivalent expression for $\cos^4 \theta$ that does not involve any powers of sine or cosine greater than 1.

Solution

The idea here is to use formula (7) twice.

$$\begin{aligned} \cos^4 \theta &= (\cos^2 \theta)^2 = \left(\frac{1 + \cos(2\theta)}{2} \right)^2 && \text{Formula (7)} \\ &= \frac{1}{4} [1 + 2 \cos(2\theta) + \cos^2(2\theta)] \\ &= \frac{1}{4} + \frac{1}{2} \cos(2\theta) + \frac{1}{4} \cos^2(2\theta) \\ &= \frac{1}{4} + \frac{1}{2} \cos(2\theta) + \frac{1}{4} \cdot \frac{1 + \cos(2 \cdot 2\theta)}{2} && \text{Formula (7)} \\ &= \frac{1}{4} + \frac{1}{2} \cos(2\theta) + \frac{1}{8} [1 + \cos(4\theta)] \\ &= \frac{3}{8} + \frac{1}{2} \cos(2\theta) + \frac{1}{8} \cos(4\theta) \end{aligned}$$

 **Now Work** PROBLEM 43

EXAMPLE 4

Solving a Trigonometric Equation Using Identities

Solve the equation: $\sin \theta \cos \theta = -\frac{1}{2}$, $0 \leq \theta < 2\pi$

Solution

The left side of the equation, except for a factor of 2, is in the form of the Double-angle Formula, $2 \sin \theta \cos \theta = \sin(2\theta)$. Multiply both sides by 2.

$$\begin{aligned} \sin \theta \cos \theta &= -\frac{1}{2} \\ 2 \sin \theta \cos \theta &= -1 && \text{Multiply both sides by 2.} \\ \sin(2\theta) &= -1 && \text{Double-angle Formula} \end{aligned}$$

The argument is 2θ . Write the general formula that gives all the solutions of this equation, and then list those that are in the interval $[0, 2\pi)$.

Because $\sin\left(\frac{3\pi}{2} + 2\pi k\right) = -1$, for any integer k , this means that

$$2\theta = \frac{3\pi}{2} + 2k\pi \quad k \text{ an integer}$$

$$\theta = \frac{3\pi}{4} + k\pi$$

$$\theta = \frac{3\pi}{4} + (-1)\pi = -\frac{\pi}{4}, \quad \theta = \frac{3\pi}{4} + 0 \cdot \pi = \frac{3\pi}{4}, \quad \theta = \frac{3\pi}{4} + 1 \cdot \pi = \frac{7\pi}{4}, \quad \theta = \frac{3\pi}{4} + 2 \cdot \pi = \frac{11\pi}{4}$$

$k = -1$ $k = 0$ $k = 1$ $k = 2$ (continued)

The solutions in the interval $[0, 2\pi)$ are

$$\theta = \frac{3\pi}{4} \quad \theta = \frac{7\pi}{4}$$

The solution set is $\left\{\frac{3\pi}{4}, \frac{7\pi}{4}\right\}$.

 **Now Work** PROBLEM 73

EXAMPLE 5

Projectile Motion

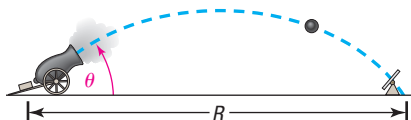


Figure 32

An object is propelled upward at an angle θ to the horizontal with an initial velocity of v_0 feet per second. See Figure 32. If air resistance is ignored, the **range** R —the horizontal distance that the object travels—is given by the function

$$R(\theta) = \frac{1}{16}v_0^2 \sin \theta \cos \theta$$

(a) Show that $R(\theta) = \frac{1}{32}v_0^2 \sin(2\theta)$.

(b) Find the angle θ for which R is a maximum.

Solution

(a) Rewrite the expression for the range using the Double-angle Formula $\sin(2\theta) = 2 \sin \theta \cos \theta$. Then

$$R(\theta) = \frac{1}{16}v_0^2 \sin \theta \cos \theta = \frac{1}{16}v_0^2 \frac{2 \sin \theta \cos \theta}{2} = \frac{1}{32}v_0^2 \sin(2\theta)$$

(b) In this form, the largest value for the range R can be found. For a fixed initial speed v_0 , the angle θ of inclination to the horizontal determines the value of R . The largest value of a sine function is 1, which occurs when the argument 2θ is 90° . For maximum R , it follows that

$$\begin{aligned} 2\theta &= 90^\circ \\ \theta &= 45^\circ \end{aligned}$$

An inclination to the horizontal of 45° results in the maximum range.

3 Use Half-angle Formulas to Find Exact Values

Another important use of formulas (6) through (8) is to prove the *Half-angle Formulas*. In formulas (6) through (8), let $\theta = \frac{\alpha}{2}$. Then

$$\sin^2 \frac{\alpha}{2} = \frac{1 - \cos \alpha}{2} \quad \cos^2 \frac{\alpha}{2} = \frac{1 + \cos \alpha}{2} \quad \tan^2 \frac{\alpha}{2} = \frac{1 - \cos \alpha}{1 + \cos \alpha} \quad (9)$$

Solving for the trigonometric functions on the left sides of equations (9) gives the Half-angle Formulas.

THEOREM Half-angle Formulas

$$\sin \frac{\alpha}{2} = \pm \sqrt{\frac{1 - \cos \alpha}{2}} \quad (10)$$

$$\cos \frac{\alpha}{2} = \pm \sqrt{\frac{1 + \cos \alpha}{2}} \quad (11)$$

$$\tan \frac{\alpha}{2} = \pm \sqrt{\frac{1 - \cos \alpha}{1 + \cos \alpha}} \quad (12)$$

where the + or - sign is determined by the quadrant of the angle $\frac{\alpha}{2}$.

EXAMPLE 6

Finding Exact Values Using Half-angle Formulas

Use a Half-angle Formula to find the exact value of:

- (a) $\cos 15^\circ$ (b) $\sin(-15^\circ)$

Solution (a) Because $15^\circ = \frac{30^\circ}{2}$, use the Half-angle Formula for $\cos \frac{\alpha}{2}$ with $\alpha = 30^\circ$. Also, because 15° is in quadrant I, $\cos 15^\circ > 0$, so choose the + sign in using formula (11).

$$\begin{aligned}\cos 15^\circ &= \cos \frac{30^\circ}{2} = \sqrt{\frac{1 + \cos 30^\circ}{2}} \\ &= \sqrt{\frac{1 + \sqrt{3}/2}{2}} = \sqrt{\frac{2 + \sqrt{3}}{4}} = \frac{\sqrt{2 + \sqrt{3}}}{2}\end{aligned}$$

(b) Use the fact that $\sin(-15^\circ) = -\sin 15^\circ$, and then use formula (10).

$$\begin{aligned}\sin(-15^\circ) &= -\sin \frac{30^\circ}{2} = -\sqrt{\frac{1 - \cos 30^\circ}{2}} \\ &= -\sqrt{\frac{1 - \sqrt{3}/2}{2}} = -\sqrt{\frac{2 - \sqrt{3}}{4}} = -\frac{\sqrt{2 - \sqrt{3}}}{2}\end{aligned}$$

It is interesting to compare the answer found in Example 6(a) with the answer to Example 2 of Section 7.5. There it was calculated that

$$\cos \frac{\pi}{12} = \cos 15^\circ = \frac{1}{4}(\sqrt{6} + \sqrt{2})$$

Based on this and the result of Example 6(a),

$$\frac{1}{4}(\sqrt{6} + \sqrt{2}) \quad \text{and} \quad \frac{\sqrt{2 + \sqrt{3}}}{2}$$

are equal. (Since each expression is positive, you can verify this equality by squaring each expression.) Two very different-looking, yet correct, answers can be obtained, depending on the approach taken to solve a problem.

 **Now Work** PROBLEM 21

EXAMPLE 7

Finding Exact Values Using Half-angle Formulas

If $\cos \alpha = -\frac{3}{5}$, $\pi < \alpha < \frac{3\pi}{2}$, find the exact value of:

- (a) $\sin \frac{\alpha}{2}$ (b) $\cos \frac{\alpha}{2}$ (c) $\tan \frac{\alpha}{2}$

Solution First, observe that if $\pi < \alpha < \frac{3\pi}{2}$, then $\frac{\pi}{2} < \frac{\alpha}{2} < \frac{3\pi}{4}$. As a result, $\frac{\alpha}{2}$ lies in quadrant II.

(a) Because $\frac{\alpha}{2}$ lies in quadrant II, $\sin \frac{\alpha}{2} > 0$, so use the + sign in formula (10) to get

$$\sin \frac{\alpha}{2} = \sqrt{\frac{1 - \cos \alpha}{2}} = \sqrt{\frac{1 - \left(-\frac{3}{5}\right)}{2}} = \sqrt{\frac{\frac{8}{5}}{2}} = \sqrt{\frac{4}{5}} = \frac{2}{\sqrt{5}} = \frac{2\sqrt{5}}{5}$$

(b) Because $\frac{\alpha}{2}$ lies in quadrant II, $\cos \frac{\alpha}{2} < 0$, so use the - sign in formula (11) to get

$$\cos \frac{\alpha}{2} = -\sqrt{\frac{1 + \cos \alpha}{2}} = -\sqrt{\frac{1 + \left(-\frac{3}{5}\right)}{2}} = -\sqrt{\frac{\frac{2}{5}}{2}} = -\frac{1}{\sqrt{5}} = -\frac{\sqrt{5}}{5}$$

(continued)

(c) Because $\frac{\alpha}{2}$ lies in quadrant II, $\tan \frac{\alpha}{2} < 0$, so use the $-$ sign in formula (12) to get

$$\tan \frac{\alpha}{2} = -\sqrt{\frac{1 - \cos \alpha}{1 + \cos \alpha}} = -\sqrt{\frac{1 - \left(-\frac{3}{5}\right)}{1 + \left(-\frac{3}{5}\right)}} = -\sqrt{\frac{\frac{8}{5}}{\frac{2}{5}}} = -2$$

Another way to solve Example 7(c) is to use the results of parts (a) and (b).

$$\tan \frac{\alpha}{2} = \frac{\sin \frac{\alpha}{2}}{\cos \frac{\alpha}{2}} = \frac{\frac{2\sqrt{5}}{5}}{-\frac{\sqrt{5}}{5}} = -2$$

 **Now Work** PROBLEMS 9(c) AND (d)

There is a formula for $\tan \frac{\alpha}{2}$ that does not contain $+$ and $-$ signs, making it more useful than formula (12). To derive it, use the formulas

$$1 - \cos \alpha = 2 \sin^2 \frac{\alpha}{2} \quad \text{Formula (9)}$$

and

$$\sin \alpha = \sin\left(2 \cdot \frac{\alpha}{2}\right) = 2 \sin \frac{\alpha}{2} \cos \frac{\alpha}{2} \quad \text{Double-angle Formula}$$

Then

$$\frac{1 - \cos \alpha}{\sin \alpha} = \frac{2 \sin^2 \frac{\alpha}{2}}{2 \sin \frac{\alpha}{2} \cos \frac{\alpha}{2}} = \frac{\sin \frac{\alpha}{2}}{\cos \frac{\alpha}{2}} = \tan \frac{\alpha}{2}$$

Because it also can be shown that

$$\frac{1 - \cos \alpha}{\sin \alpha} = \frac{\sin \alpha}{1 + \cos \alpha}$$

this results in the following two Half-angle Formulas:

Half-angle Formulas for $\tan \frac{\alpha}{2}$

$$\tan \frac{\alpha}{2} = \frac{1 - \cos \alpha}{\sin \alpha} = \frac{\sin \alpha}{1 + \cos \alpha} \quad (13)$$

With this formula, the solution to Example 7(c) can be obtained as follows:

$$\cos \alpha = -\frac{3}{5} \quad \pi < \alpha < \frac{3\pi}{2}$$

$$\sin \alpha = -\sqrt{1 - \cos^2 \alpha} = -\sqrt{1 - \frac{9}{25}} = -\sqrt{\frac{16}{25}} = -\frac{4}{5}$$

Then, by equation (13),

$$\tan \frac{\alpha}{2} = \frac{1 - \cos \alpha}{\sin \alpha} = \frac{1 - \left(-\frac{3}{5}\right)}{-\frac{4}{5}} = \frac{\frac{8}{5}}{-\frac{4}{5}} = -2$$

7.6 Assess Your Understanding

Concepts and Vocabulary

1. $\cos(2\theta) = \cos^2\theta - \underline{\hspace{2cm}} = \underline{\hspace{2cm}} - 1$
 $\hspace{10em} = 1 - \underline{\hspace{2cm}}$

2. $\sin^2 \underline{\hspace{1cm}} = \frac{1 - \cos \theta}{2}$

3. $\tan \frac{\theta}{2} = \frac{1 - \cos \theta}{\underline{\hspace{2cm}}}$

4. **True or False** $\tan(2\theta) = \frac{2 \tan \theta}{1 - \tan^2 \theta}$

5. **True or False** $\sin(2\theta)$ has two equivalent forms:
 $2 \sin \theta \cos \theta$ and $\sin^2 \theta - \cos^2 \theta$

6. **True or False** $\tan(2\theta) + \tan(2\theta) = \tan(4\theta)$

7. **Multiple Choice** Choose the expression that completes the Half-angle Formula for cosine functions: $\cos \frac{\alpha}{2} = \underline{\hspace{2cm}}$.

(a) $\pm \sqrt{\frac{1 - \cos \alpha}{2}}$ (b) $\pm \sqrt{\frac{1 + \cos \alpha}{2}}$

(c) $\pm \sqrt{\frac{\cos \alpha - \sin \alpha}{2}}$ (d) $\pm \sqrt{\frac{1 - \cos \alpha}{1 + \cos \alpha}}$

8. **Multiple Choice** If $\sin \alpha = \pm \sqrt{\frac{1 - \cos \theta}{2}}$, then which statement describes how θ is related to α ?

(a) $\theta = \alpha$ (b) $\theta = \frac{\alpha}{2}$ (c) $\theta = 2\alpha$ (d) $\theta = \alpha^2$

Skill Building

In Problems 9–20, use the information given about the angle θ , $0 \leq \theta < 2\pi$, to find the exact value of:

(a) $\sin(2\theta)$ (b) $\cos(2\theta)$ (c) $\sin \frac{\theta}{2}$ (d) $\cos \frac{\theta}{2}$

9. $\sin \theta = \frac{3}{5}$, $0 < \theta < \frac{\pi}{2}$

10. $\cos \theta = \frac{3}{5}$, $0 < \theta < \frac{\pi}{2}$

11. $\tan \theta = \frac{4}{3}$, $\pi < \theta < \frac{3\pi}{2}$

12. $\tan \theta = \frac{1}{2}$, $\pi < \theta < \frac{3\pi}{2}$

13. $\cos \theta = -\frac{\sqrt{6}}{3}$, $\frac{\pi}{2} < \theta < \pi$

14. $\sin \theta = -\frac{\sqrt{3}}{3}$, $\frac{3\pi}{2} < \theta < 2\pi$

15. $\sec \theta = 3$, $\sin \theta > 0$

16. $\csc \theta = -\sqrt{5}$, $\cos \theta < 0$

17. $\cot \theta = -2$, $\sec \theta < 0$

18. $\sec \theta = 2$, $\csc \theta < 0$

19. $\tan \theta = -3$, $\sin \theta < 0$

20. $\cot \theta = 3$, $\cos \theta < 0$

In Problems 21–30, use Half-angle Formulas to find the exact value of each expression.

21. $\sin 22.5^\circ$

22. $\cos 22.5^\circ$

23. $\tan \frac{7\pi}{8}$

24. $\tan \frac{9\pi}{8}$

25. $\cos 165^\circ$

26. $\sin 195^\circ$

27. $\sec \frac{15\pi}{8}$

28. $\csc \frac{7\pi}{8}$

29. $\sin\left(-\frac{\pi}{8}\right)$

30. $\cos\left(-\frac{3\pi}{8}\right)$

In Problems 31–42, $f(x) = \sin x$, $g(x) = \cos x$, and $h(x) = \tan x$. Use the figures below to evaluate each function.

31. $f(2\theta)$

32. $g(2\theta)$

33. $g\left(\frac{\theta}{2}\right)$

34. $f\left(\frac{\theta}{2}\right)$

35. $h(2\theta)$

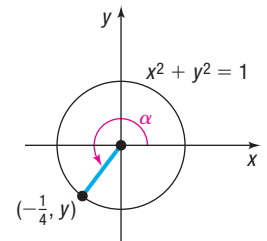
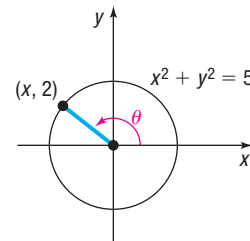
36. $h\left(\frac{\theta}{2}\right)$

37. $g(2\alpha)$

38. $f(2\alpha)$

39. $f\left(\frac{\alpha}{2}\right)$

40. $g\left(\frac{\alpha}{2}\right)$



41. $h\left(\frac{\alpha}{2}\right)$

42. $h(2\alpha)$

43. Show that $\sin^4 \theta = \frac{3}{8} - \frac{1}{2} \cos(2\theta) + \frac{1}{8} \cos(4\theta)$.

44. Show that $\sin(4\theta) = (\cos \theta)(4 \sin \theta - 8 \sin^3 \theta)$.

45. Show that $\sin^2 \theta \cos^2 \theta = \frac{1}{8} - \frac{1}{8} \cos(4\theta)$.

46. Show that $\sin^4 \theta \cos^4 \theta = \frac{3}{128} - \frac{1}{32} \cos(4\theta) + \frac{1}{128} \cos(8\theta)$.

47. Find an expression for $\cos(3\theta)$ as a third-degree polynomial in the variable $\cos \theta$.

48. Find an expression for $\cos(4\theta)$ as a fourth-degree polynomial in the variable $\cos \theta$.

49. Find an expression for $\sin(5\theta)$ as a fifth-degree polynomial in the variable $\sin \theta$.

50. Find an expression for $\cos(5\theta)$ as a fifth-degree polynomial in the variable $\cos \theta$.

In Problems 51–72, establish each identity.

51. $\cos^4 \theta - \sin^4 \theta = \cos(2\theta)$

52. $\frac{\cot \theta - \tan \theta}{\cot \theta + \tan \theta} = \cos(2\theta)$

53. $\cot(2\theta) = \frac{\cot^2 \theta - 1}{2 \cot \theta}$

54. $\cot(2\theta) = \frac{1}{2}(\cot \theta - \tan \theta)$

55. $\sec(2\theta) = \frac{\sec^2 \theta}{2 - \sec^2 \theta}$

56. $\csc(2\theta) = \frac{1}{2} \sec \theta \csc \theta$

57. $\cos^2(2u) - \sin^2(2u) = \cos(4u)$

58. $(4 \sin u \cos u)(1 - 2 \sin^2 u) = \sin(4u)$

59. $\frac{\cos(2\theta)}{1 + \sin(2\theta)} = \frac{\cot \theta - 1}{\cot \theta + 1}$

60. $\sin^2 \theta \cos^2 \theta = \frac{1}{4} \sin^2(2\theta)$

61. $\sec^2 \frac{\theta}{2} = \frac{2}{1 + \cos \theta}$

62. $\csc^2 \frac{\theta}{2} = \frac{2}{1 - \cos \theta}$

63. $\cot^2 \frac{\nu}{2} = \frac{\sec \nu + 1}{\sec \nu - 1}$

64. $\tan \frac{\nu}{2} = \csc \nu - \cot \nu$

65. $\cos \theta = \frac{1 - \tan^2 \frac{\theta}{2}}{1 + \tan^2 \frac{\theta}{2}}$

66. $1 - \frac{1}{2} \sin(2\theta) = \frac{\sin^3 \theta + \cos^3 \theta}{\sin \theta + \cos \theta}$

67. $\frac{\sin(3\theta)}{\sin \theta} - \frac{\cos(3\theta)}{\cos \theta} = 2$

68. $\frac{\cos \theta + \sin \theta}{\cos \theta - \sin \theta} - \frac{\cos \theta - \sin \theta}{\cos \theta + \sin \theta} = 2 \tan(2\theta)$

69. $\tan(3\theta) = \frac{3 \tan \theta - \tan^3 \theta}{1 - 3 \tan^2 \theta}$

70. $\tan \theta + \tan(\theta + 120^\circ) + \tan(\theta + 240^\circ) = 3 \tan(3\theta)$

71. $\ln |\sin \theta| = \frac{1}{2}(\ln |1 - \cos(2\theta)| - \ln 2)$

72. $\ln |\cos \theta| = \frac{1}{2}(\ln |1 + \cos(2\theta)| - \ln 2)$

In Problems 73–82, solve each equation on the interval $0 \leq \theta < 2\pi$.

73. $\cos(2\theta) + 6 \sin^2 \theta = 4$

74. $\cos(2\theta) = 2 - 2 \sin^2 \theta$

75. $\cos(2\theta) = \cos \theta$

76. $\sin(2\theta) = \cos \theta$

77. $\sin(2\theta) + \sin(4\theta) = 0$

78. $\cos(2\theta) + \cos(4\theta) = 0$

79. $3 - \sin \theta = \cos(2\theta)$

80. $\cos(2\theta) + 5 \cos \theta + 3 = 0$

81. $\tan(2\theta) + 2 \sin \theta = 0$

82. $\tan(2\theta) + 2 \cos \theta = 0$

In Problems 83–94, find the exact value of each expression.

83. $\sin\left(2 \sin^{-1} \frac{1}{2}\right)$

84. $\sin\left[2 \sin^{-1} \frac{\sqrt{3}}{2}\right]$

85. $\cos\left(2 \sin^{-1} \frac{3}{5}\right)$

86. $\cos\left(2 \cos^{-1} \frac{4}{5}\right)$

87. $\tan\left[2 \cos^{-1}\left(-\frac{3}{5}\right)\right]$

88. $\tan\left(2 \tan^{-1} \frac{3}{4}\right)$

89. $\sin\left(2 \cos^{-1} \frac{4}{5}\right)$

90. $\cos\left[2 \tan^{-1}\left(-\frac{4}{3}\right)\right]$

91. $\sin^2\left(\frac{1}{2} \cos^{-1} \frac{3}{5}\right)$

92. $\cos^2\left(\frac{1}{2} \sin^{-1} \frac{3}{5}\right)$

93. $\sec\left(2 \tan^{-1} \frac{3}{4}\right)$

94. $\csc\left[2 \sin^{-1}\left(-\frac{3}{5}\right)\right]$

Applications and Extensions

In Problems 95–100, find the real zeros of each trigonometric function on the interval $0 \leq \theta < 2\pi$.

95. $f(x) = \sin(2x) - \sin x$

96. $f(x) = \cos(2x) + \cos x$

97. $f(x) = \cos(2x) + \sin^2 x$

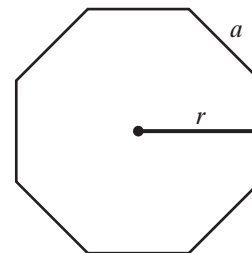
98. $f(x) = 2 \sin^2 x - \sin(2x)$

99. $f(x) = \sin(2x) + \cos x$

100. $f(x) = \cos(2x) - 5 \cos x - 2$

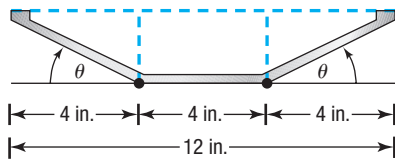
101. Area of an Octagon

- (a) The area A of a regular octagon is given by the formula $A = 8r^2 \tan \frac{\pi}{8}$, where r is the apothem, which is a line segment from the center of the octagon perpendicular to a side. See the figure. Find the exact area of a regular octagon whose apothem is 12 inches.
- (b) The area A of a regular octagon is also given by the formula $A = 2a^2 \cot \frac{\pi}{8}$, where a is the length of a side. Find the exact area of a regular octagon whose side is 9 centimeters.



- 102. Constructing a Rain Gutter** A rain gutter is to be constructed of aluminum sheets 12 inches wide. After marking off a length of 4 inches from each edge, the builder bends this length up at an angle θ . See the figure. The area A of the opening as a function of θ is given by

$$A(\theta) = 16 \sin \theta (\cos \theta + 1) \quad 0^\circ < \theta < 90^\circ$$



- ✎ (a) In calculus, you will be asked to find the angle θ that maximizes A by solving the equation

$$\cos(2\theta) + \cos \theta = 0 \quad 0^\circ < \theta < 90^\circ$$

Solve this equation for θ .

- (b) What is the maximum area A of the opening?



- (c) Graph $A = A(\theta)$, $0^\circ \leq \theta \leq 90^\circ$, and find the angle θ that maximizes the area A . Also find the maximum area.

- 103. Laser Projection** In a laser projection system, the **optical angle** or **scanning angle** θ is related to the throw distance D from the scanner to the screen and the projected image width W by the equation

$$D = \frac{\frac{1}{2}W}{\csc \theta - \cot \theta}$$

- (a) Show that the projected image width is given by

$$W = 2D \tan \frac{\theta}{2}$$

- (b) Find the optical angle if the throw distance is 15 feet and the projected image width is 6.5 feet.

Source: Pangolin Laser Systems, Inc.

- 104. Product of Inertia** The **product of inertia** for an area about inclined axes is given by the formula

$$I_{uv} = I_x \sin \theta \cos \theta - I_y \sin \theta \cos \theta + I_{xy} (\cos^2 \theta - \sin^2 \theta)$$

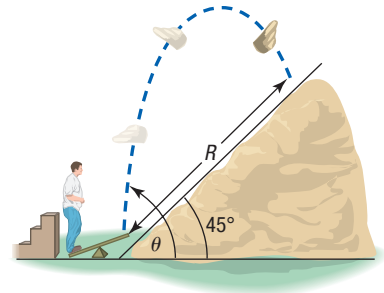
Show that this is equivalent to

$$I_{uv} = \frac{I_x - I_y}{2} \sin(2\theta) + I_{xy} \cos(2\theta)$$

Source: Adapted from Hibbeler, Engineering Mechanics: Statics, 13th ed., Pearson © 2013.

- 105. Projectile Motion** An object is propelled upward at an angle θ , $45^\circ < \theta < 90^\circ$, to the horizontal with an initial velocity of v_0 feet per second from the base of a plane that makes an angle of 45° with the horizontal. See the figure atop the right column. If air resistance is ignored, the distance R that it travels up the inclined plane is given by the function

$$R(\theta) = \frac{v_0^2 \sqrt{2}}{16} \cos \theta (\sin \theta - \cos \theta)$$



- (a) Show that

$$R(\theta) = \frac{v_0^2 \sqrt{2}}{32} [\sin(2\theta) - \cos(2\theta) - 1]$$

- ✎ (b) In calculus, you will be asked to find the angle θ that maximizes R by solving the equation

$$\sin(2\theta) + \cos(2\theta) = 0$$

Solve this equation for θ .

- (c) What is the maximum distance R if $v_0 = 32$ feet per second?

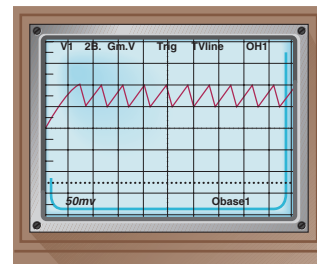


- (d) Graph $R = R(\theta)$, $45^\circ \leq \theta \leq 90^\circ$, and find the angle θ that maximizes the distance R . Also find the maximum distance. Use $v_0 = 32$ feet per second. Compare the results with the answers found in parts (b) and (c).

- 106. Sawtooth Curve** An oscilloscope often displays a sawtooth curve. This curve can be approximated by sinusoidal curves of varying periods and amplitudes. A first approximation to the sawtooth curve is given by

$$y = \frac{1}{2} \sin(2\pi x) + \frac{1}{4} \sin(4\pi x)$$

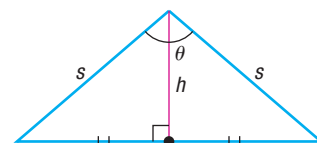
Show that $y = \sin(2\pi x) \cos^2(\pi x)$.



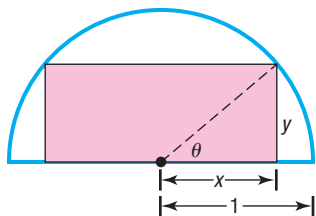
- 107. Area of an Isosceles Triangle** Show that the area A of an isosceles triangle whose equal sides are of length s , and where θ is the angle between them, is

$$A = \frac{1}{2} s^2 \sin \theta$$

[Hint: See the figure. The height h bisects the angle θ and is the perpendicular bisector of the base.]



- 108. Geometry** A rectangle is inscribed in a semicircle of radius 1. See the figure.



- (a) Express the area A of the rectangle as a function of the angle θ shown in the figure.
 (b) Show that $A(\theta) = \sin(2\theta)$.
 (c) Find the angle θ that results in the largest area A .
 (d) Find the dimensions of this largest rectangle.
- 109.** If $x = 2 \tan \theta$, express $\sin(2\theta)$ as a function of x .
110. If $x = 2 \tan \theta$, express $\cos(2\theta)$ as a function of x .
 ✎ **111.** Find the value of the number C :

$$\frac{1}{2} \sin^2 x + C = -\frac{1}{4} \cos(2x)$$

- ✎ **112.** Find the value of the number C :

$$\frac{1}{2} \cos^2 x + C = \frac{1}{4} \cos(2x)$$

- ✎ **113.** If $z = \tan \frac{\alpha}{2}$, show that $\sin \alpha = \frac{2z}{1+z^2}$.

114. If $z = \tan \frac{\alpha}{2}$, show that $\cos \alpha = \frac{1-z^2}{1+z^2}$.

- 115.** Graph $f(x) = \sin^2 x = \frac{1 - \cos(2x)}{2}$ for $0 \leq x \leq 2\pi$ by using transformations.
116. Repeat Problem 115 for $g(x) = \cos^2 x$.
117. Use the fact that

$$\cos \frac{\pi}{12} = \frac{1}{4} (\sqrt{6} + \sqrt{2})$$

to find $\sin \frac{\pi}{24}$ and $\cos \frac{\pi}{24}$.

- 118.** Show that

$$\cos \frac{\pi}{8} = \frac{\sqrt{2 + \sqrt{2}}}{2}$$

and use it to find $\sin \frac{\pi}{16}$ and $\cos \frac{\pi}{16}$.

- 119. Challenge Problem** Show that

$$\sin^3 \theta + \sin^3(\theta + 120^\circ) + \sin^3(\theta + 240^\circ) = -\frac{3}{4} \sin(3\theta)$$

- 120. Challenge Problem** If $\tan \theta = a \tan \frac{\theta}{3}$, express $\tan \frac{\theta}{3}$ in terms of a .

- 121. Challenge Problem**

If $\cos(2x) + (2m - 1)\sin x + m - 1 = 0$, find m so that there is exactly one real solution for x , $-\frac{\pi}{2} \leq x \leq \frac{\pi}{2}$.[†]

[†]Courtesy of Joliet Junior College Mathematics Department

Explaining Concepts: Discussion and Writing

- 122.** Research Chebyshev polynomials. Write a report on your findings.

Retain Your Knowledge

Problems 123–132 are based on material learned earlier in the course. The purpose of these problems is to keep the material fresh in your mind so that you are better prepared for the final exam.

- 123.** Find an equation of the line that contains the point $(2, -3)$ and is perpendicular to the line $y = -2x + 9$.
124. Graph $f(x) = -x^2 + 6x + 7$. Label the vertex and any intercepts.
125. Find the exact value of $\sin \frac{2\pi}{3} - \cos \frac{4\pi}{3}$.
126. Graph $y = -2 \cos\left(\frac{\pi}{2}x\right)$. Show at least two periods.
127. Find a polynomial function of degree 3 whose real zeros are -5 , -2 , and 2 . Use 1 for the leading coefficient.
128. The function $f(x) = \frac{3-x}{2x-5}$ is one-to-one. Find f^{-1} .
129. Solve: $2^{x+7} = 3^{x+2}$
130. Find the distance between the vertices of the parabolas $f(x) = x^2 - 4x - 1$ and $g(x) = -x^2 - 6x - 2$.
 ✎ **131.** Find the average rate of change of $f(x) = \log_2 x$ from 4 to 16.
 ✎ **132.** Solve for D : $6x - 5xD - 5y + 4yD + 3 - 4D = 0$

7.7 Product-to-Sum and Sum-to-Product Formulas

- OBJECTIVES**
- 1 Express Products as Sums (p. 511)
 - 2 Express Sums as Products (p. 512)

1 Express Products as Sums

Sum and Difference Formulas can be used to derive formulas for writing the products of sines and/or cosines as sums or differences. These identities are usually called the *Product-to-Sum Formulas*.

THEOREM Product-to-Sum Formulas

$$\sin \alpha \sin \beta = \frac{1}{2} [\cos(\alpha - \beta) - \cos(\alpha + \beta)] \quad (1)$$

$$\cos \alpha \cos \beta = \frac{1}{2} [\cos(\alpha - \beta) + \cos(\alpha + \beta)] \quad (2)$$

$$\sin \alpha \cos \beta = \frac{1}{2} [\sin(\alpha + \beta) + \sin(\alpha - \beta)] \quad (3)$$

These formulas do not have to be memorized. Instead, remember how they are derived. Then, when you want to use them, either look them up or derive them, as needed.

To derive Product-to-Sum Formulas (1) and (2), write down the Sum and Difference Formulas for cosine:

$$\cos(\alpha - \beta) = \cos \alpha \cos \beta + \sin \alpha \sin \beta \quad (4)$$

$$\cos(\alpha + \beta) = \cos \alpha \cos \beta - \sin \alpha \sin \beta \quad (5)$$

To derive formula (1), subtract equation (5) from equation (4)

$$\cos(\alpha - \beta) - \cos(\alpha + \beta) = 2 \sin \alpha \sin \beta$$

from which

$$\sin \alpha \sin \beta = \frac{1}{2} [\cos(\alpha - \beta) - \cos(\alpha + \beta)]$$

To derive formula (2), add equations (4) and (5)

$$\cos(\alpha - \beta) + \cos(\alpha + \beta) = 2 \cos \alpha \cos \beta$$

from which

$$\cos \alpha \cos \beta = \frac{1}{2} [\cos(\alpha - \beta) + \cos(\alpha + \beta)]$$

To derive Product-to-Sum Formula (3), use the Sum and Difference Formulas for sine in a similar way. (You are asked to do this in Problem 55.)

EXAMPLE 1

Expressing Products as Sums

Express each of the following products as a sum containing only sines or only cosines.

- (a) $\sin(6\theta) \sin(4\theta)$ (b) $\cos(3\theta) \cos \theta$ (c) $\sin(3\theta) \cos(5\theta)$

Solution (a) Use formula (1) to get

$$\begin{aligned}\sin(6\theta) \sin(4\theta) &= \frac{1}{2} [\cos(6\theta - 4\theta) - \cos(6\theta + 4\theta)] \\ &= \frac{1}{2} [\cos(2\theta) - \cos(10\theta)]\end{aligned}$$

(b) Use formula (2) to get

$$\begin{aligned}\cos(3\theta) \cos \theta &= \frac{1}{2} [\cos(3\theta - \theta) + \cos(3\theta + \theta)] \\ &= \frac{1}{2} [\cos(2\theta) + \cos(4\theta)]\end{aligned}$$

(c) Use formula (3) to get

$$\begin{aligned}\sin(3\theta) \cos(5\theta) &= \frac{1}{2} [\sin(3\theta + 5\theta) + \sin(3\theta - 5\theta)] \\ &= \frac{1}{2} [\sin(8\theta) + \sin(-2\theta)] = \frac{1}{2} [\sin(8\theta) - \sin(2\theta)]\end{aligned}$$

 **Now Work** PROBLEM 7

2 Express Sums as Products

THEOREM Sum-to-Product Formulas

$$\sin \alpha + \sin \beta = 2 \sin \frac{\alpha + \beta}{2} \cos \frac{\alpha - \beta}{2} \quad (6)$$

$$\sin \alpha - \sin \beta = 2 \sin \frac{\alpha - \beta}{2} \cos \frac{\alpha + \beta}{2} \quad (7)$$

$$\cos \alpha + \cos \beta = 2 \cos \frac{\alpha + \beta}{2} \cos \frac{\alpha - \beta}{2} \quad (8)$$

$$\cos \alpha - \cos \beta = -2 \sin \frac{\alpha + \beta}{2} \sin \frac{\alpha - \beta}{2} \quad (9)$$

Formula (6) is derived here. The derivations of formulas (7) through (9) are left as exercises (see Problems 56 through 58).

Proof

$$\begin{aligned}2 \sin \frac{\alpha + \beta}{2} \cos \frac{\alpha - \beta}{2} &= 2 \cdot \frac{1}{2} \left[\sin \left(\frac{\alpha + \beta}{2} + \frac{\alpha - \beta}{2} \right) + \sin \left(\frac{\alpha + \beta}{2} - \frac{\alpha - \beta}{2} \right) \right] \\ &\quad \uparrow \text{Product-to-Sum Formula (3)} \\ &= \sin \frac{2\alpha}{2} + \sin \frac{2\beta}{2} = \sin \alpha + \sin \beta\end{aligned}$$

EXAMPLE 2

Expressing Sums (or Differences) as Products

Express each sum or difference as a product of sines and/or cosines.

(a) $\sin(5\theta) - \sin(3\theta)$

(b) $\cos(3\theta) + \cos(2\theta)$

Solution (a) Use formula (7) to get

$$\begin{aligned}\sin(5\theta) - \sin(3\theta) &= 2 \sin \frac{5\theta - 3\theta}{2} \cos \frac{5\theta + 3\theta}{2} \\ &= 2 \sin \theta \cos(4\theta)\end{aligned}$$

$$\begin{aligned}\text{(b) } \cos(3\theta) + \cos(2\theta) &= 2 \cos \frac{3\theta + 2\theta}{2} \cos \frac{3\theta - 2\theta}{2} \quad \text{Formula (8)} \\ &= 2 \cos \frac{5\theta}{2} \cos \frac{\theta}{2}\end{aligned}$$

 **Now Work** PROBLEM 17

7.7 Assess Your Understanding

Skill Building

In Problems 1–6, find the exact value of each expression.

1. $\sin 195^\circ \cdot \cos 75^\circ$

2. $\cos 285^\circ \cdot \cos 195^\circ$


3. $\sin 285^\circ \cdot \sin 75^\circ$

4. $\sin 75^\circ + \sin 15^\circ$

5. $\cos 255^\circ - \cos 195^\circ$


6. $\sin 255^\circ - \sin 15^\circ$

In Problems 7–16, express each product as a sum containing only sines or only cosines.

 7. $\sin(4\theta) \sin(2\theta)$ 8. $\cos(4\theta) \cos(2\theta)$ 9. $\sin(4\theta) \cos(2\theta)$ 10. $\sin(3\theta) \sin(5\theta)$ 11. $\cos(3\theta) \cos(5\theta)$

12. $\sin(4\theta) \cos(6\theta)$ 13. $\sin \theta \sin(2\theta)$ 14. $\cos(3\theta) \cos(4\theta)$ 15. $\sin \frac{3\theta}{2} \cos \frac{\theta}{2}$ 16. $\sin \frac{\theta}{2} \cos \frac{5\theta}{2}$

In Problems 17–24, express each sum or difference as a product of sines and/or cosines.

 17. $\sin(4\theta) - \sin(2\theta)$ 18. $\sin(4\theta) + \sin(2\theta)$ 19. $\cos(2\theta) + \cos(4\theta)$ 20. $\cos(5\theta) - \cos(3\theta)$

21. $\sin \theta + \sin(3\theta)$ 22. $\cos \theta + \cos(3\theta)$ 23. $\cos \frac{\theta}{2} - \cos \frac{3\theta}{2}$ 24. $\sin \frac{\theta}{2} - \sin \frac{3\theta}{2}$

In Problems 25–42, establish each identity.

25. $\frac{\sin \theta + \sin(3\theta)}{2 \sin(2\theta)} = \cos \theta$ 26. $\frac{\cos \theta + \cos(3\theta)}{2 \cos(2\theta)} = \cos \theta$ 27. $\frac{\sin(4\theta) + \sin(2\theta)}{\cos(4\theta) + \cos(2\theta)} = \tan(3\theta)$

28. $\frac{\cos \theta - \cos(3\theta)}{\sin(3\theta) - \sin \theta} = \tan(2\theta)$ 29. $\frac{\cos \theta - \cos(3\theta)}{\sin \theta + \sin(3\theta)} = \tan \theta$ 30. $\frac{\cos \theta - \cos(5\theta)}{\sin \theta + \sin(5\theta)} = \tan(2\theta)$

31. $\sin \theta [\sin \theta + \sin(3\theta)] = \cos \theta [\cos \theta - \cos(3\theta)]$ 32. $\sin \theta [\sin(3\theta) + \sin(5\theta)] = \cos \theta [\cos(3\theta) - \cos(5\theta)]$


33. $\frac{\sin(4\theta) + \sin(8\theta)}{\cos(4\theta) + \cos(8\theta)} = \tan(6\theta)$ 34. $\frac{\sin(4\theta) - \sin(8\theta)}{\cos(4\theta) - \cos(8\theta)} = -\cot(6\theta)$


35. $\frac{\sin(4\theta) + \sin(8\theta)}{\sin(4\theta) - \sin(8\theta)} = -\frac{\tan(6\theta)}{\tan(2\theta)}$ 36. $\frac{\cos(4\theta) - \cos(8\theta)}{\cos(4\theta) + \cos(8\theta)} = \tan(2\theta) \tan(6\theta)$


37. $\frac{\sin \alpha + \sin \beta}{\sin \alpha - \sin \beta} = \tan \frac{\alpha + \beta}{2} \cot \frac{\alpha - \beta}{2}$ 38. $\frac{\cos \alpha + \cos \beta}{\cos \alpha - \cos \beta} = -\cot \frac{\alpha + \beta}{2} \cot \frac{\alpha - \beta}{2}$


39. $\frac{\sin \alpha + \sin \beta}{\cos \alpha + \cos \beta} = \tan \frac{\alpha + \beta}{2}$ 40. $\frac{\sin \alpha - \sin \beta}{\cos \alpha - \cos \beta} = -\cot \frac{\alpha + \beta}{2}$

41. $1 + \cos(2\theta) + \cos(4\theta) + \cos(6\theta) = 4 \cos \theta \cos(2\theta) \cos(3\theta)$ 42. $1 - \cos(2\theta) + \cos(4\theta) - \cos(6\theta) = 4 \sin \theta \cos(2\theta) \sin(3\theta)$

 43. Show that $\sin^4 \theta \cos^2 \theta = \frac{1}{16} - \frac{1}{32} \cos(2\theta) - \frac{1}{16} \cos(4\theta) + \frac{1}{32} \cos(6\theta)$.

 44. Show that $\sin^2 \theta \cos^4 \theta = \frac{1}{16} + \frac{1}{32} \cos(2\theta) - \frac{1}{16} \cos(4\theta) - \frac{1}{32} \cos(6\theta)$.

 45. Show that $\sin^6 \theta = \frac{5}{16} - \frac{15}{32} \cos(2\theta) + \frac{3}{16} \cos(4\theta) - \frac{1}{32} \cos(6\theta)$.

 46. Show that $\cos^6 \theta = \frac{5}{16} + \frac{15}{32} \cos(2\theta) + \frac{3}{16} \cos(4\theta) + \frac{1}{32} \cos(6\theta)$.

In Problems 47–50, solve each equation on the interval $0 \leq \theta < 2\pi$.

47. $\sin(2\theta) + \sin(4\theta) = 0$

48. $\cos(2\theta) + \cos(4\theta) = 0$

49. $\cos(4\theta) - \cos(6\theta) = 0$

50. $\sin(4\theta) - \sin(6\theta) = 0$

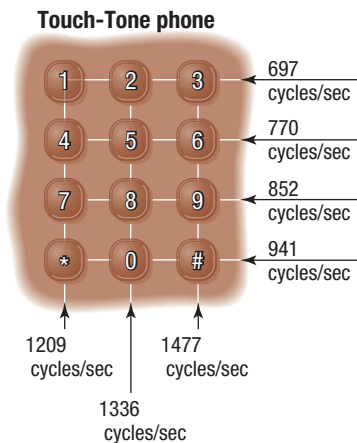
Applications and Extensions

51. Touch-Tone Phones On a Touch-Tone phone, each button produces a unique sound. The sound produced is the sum of two tones, given by

$$y = \sin(2\pi lt) \quad \text{and} \quad y = \sin(2\pi ht)$$

where l and h are the low and high frequencies (cycles per second) shown on the illustration. For example, if you touch 7, the low frequency is $l = 852$ cycles per second and the high frequency is $h = 1209$ cycles per second. The sound emitted when you touch 7 is

$$y = \sin[2\pi(852)t] + \sin[2\pi(1209)t]$$



(a) Write this sound as a product of sines and/or cosines.

(b) Determine the maximum value of y .



(c) Graph the sound emitted when 7 is touched.

52. Touch-Tone Phones

(a) Write, as a product of sines and/or cosines, the sound emitted when the # key is touched.

(b) Determine the maximum value of y .



(c) Graph the sound emitted when the # key is touched.

53. Moment of Inertia The moment of inertia I of an object is a measure of how easy it is to rotate the object about some fixed point. In engineering mechanics, it is sometimes

necessary to compute moments of inertia with respect to a set of rotated axes. These moments are given by the equations

$$I_u = I_x \cos^2 \theta + I_y \sin^2 \theta - 2I_{xy} \sin \theta \cos \theta$$

$$I_v = I_x \sin^2 \theta + I_y \cos^2 \theta + 2I_{xy} \sin \theta \cos \theta$$

Use Product-to-Sum Formulas to show that

$$I_u = \frac{I_x + I_y}{2} + \frac{I_x - I_y}{2} \cos(2\theta) - I_{xy} \sin(2\theta)$$

and

$$I_v = \frac{I_x + I_y}{2} - \frac{I_x - I_y}{2} \cos(2\theta) + I_{xy} \sin(2\theta)$$

Source: Adapted from Hibbeler, *Engineering Mechanics: Statics*, 13th ed., Pearson © 2013.

54. Projectile Motion The range R of a projectile propelled downward from the top of an inclined plane at an angle θ to the inclined plane is given by

$$R(\theta) = \frac{2v_0^2 \sin \theta \cos(\theta - \phi)}{g \cos^2 \phi}$$

where v_0 is the initial velocity of the projectile, ϕ is the angle the plane makes with respect to the horizontal, and g is acceleration due to gravity.

(a) Show that for fixed v_0 and ϕ , the maximum range down

the incline is given by $R_{\max} = \frac{v_0^2}{g(1 - \sin \phi)}$.

(b) Determine the maximum range if the projectile has an initial velocity of 50 meters/second, the angle of the plane is $\phi = 35^\circ$, and $g = 9.8$ meters/second².

55. Derive formula (3). **56.** Derive formula (7).

57. Derive formula (8). **58.** Derive formula (9).

59. Challenge Problem If $\alpha + \beta + \gamma = \pi$, show that

$$\sin(2\alpha) + \sin(2\beta) + \sin(2\gamma) = 4 \sin \alpha \sin \beta \sin \gamma$$

60. Challenge Problem If $\alpha + \beta + \gamma = \pi$, show that

$$\tan \alpha + \tan \beta + \tan \gamma = \tan \alpha \tan \beta \tan \gamma$$

Retain Your Knowledge

Problems 61–70 are based on material learned earlier in the course. The purpose of these problems is to keep the material fresh in your mind so that you are better prepared for the final exam.

61. Solve: $27^{x-1} = 9^{x+5}$

62. For $y = 5 \cos(4x - \pi)$, find the amplitude, the period, and the phase shift.

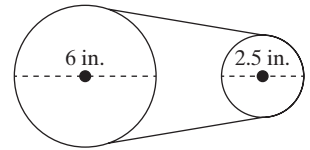
63. Find the exact value of $\cos\left(\csc^{-1}\frac{7}{5}\right)$.

64. Find the inverse function f^{-1} of $f(x) = 3 \sin x - 5$, $-\frac{\pi}{2} \leq x \leq \frac{\pi}{2}$. Find the range of f and the domain and range of f^{-1} .

65. Find the exact value of $\tan\left(-\frac{\pi}{6}\right)$.

66. Complete the square to write the quadratic function $f(x) = \frac{1}{3}x^2 - 2x - 2$ in vertex form.

67. The figure shows two flywheels connected by a belt. If the 6-inch diameter flywheel spins at 2000 revolutions per minute, how fast does the 2.5-inch diameter flywheel spin?



68. Solve the formula $A = \frac{1}{2}bh$ for h .

69. Given $f(x) = 2x^2 - 3x$ and $g(x) = 4x - 3$, determine where $f(x) \leq g(x)$.

70. Find the difference quotient of $f(x) = \frac{2}{3}x + 9$.

Chapter Review

Things to Know

Definitions of the six inverse trigonometric functions

$$y = \sin^{-1} x \quad \text{if and only if} \quad x = \sin y \quad \text{where} \quad -1 \leq x \leq 1, \quad -\frac{\pi}{2} \leq y \leq \frac{\pi}{2} \quad (\text{p. 451})$$

$$y = \cos^{-1} x \quad \text{if and only if} \quad x = \cos y \quad \text{where} \quad -1 \leq x \leq 1, \quad 0 \leq y \leq \pi \quad (\text{p. 453})$$

$$y = \tan^{-1} x \quad \text{if and only if} \quad x = \tan y \quad \text{where} \quad -\infty < x < \infty, \quad -\frac{\pi}{2} < y < \frac{\pi}{2} \quad (\text{p. 455})$$

$$y = \sec^{-1} x \quad \text{if and only if} \quad x = \sec y \quad \text{where} \quad |x| \geq 1, \quad 0 \leq y \leq \pi, \quad y \neq \frac{\pi}{2} \quad (\text{p. 463})$$

$$y = \csc^{-1} x \quad \text{if and only if} \quad x = \csc y \quad \text{where} \quad |x| \geq 1, \quad -\frac{\pi}{2} \leq y \leq \frac{\pi}{2}, \quad y \neq 0 \quad (\text{p. 463})$$

$$y = \cot^{-1} x \quad \text{if and only if} \quad x = \cot y \quad \text{where} \quad -\infty < x < \infty, \quad 0 < y < \pi \quad (\text{p. 463})$$

Sum and Difference Formulas (pp. 487, 490, and 492)

$$\cos(\alpha + \beta) = \cos \alpha \cos \beta - \sin \alpha \sin \beta$$

$$\cos(\alpha - \beta) = \cos \alpha \cos \beta + \sin \alpha \sin \beta$$

$$\sin(\alpha + \beta) = \sin \alpha \cos \beta + \cos \alpha \sin \beta$$

$$\sin(\alpha - \beta) = \sin \alpha \cos \beta - \cos \alpha \sin \beta$$

$$\tan(\alpha + \beta) = \frac{\tan \alpha + \tan \beta}{1 - \tan \alpha \tan \beta}$$

$$\tan(\alpha - \beta) = \frac{\tan \alpha - \tan \beta}{1 + \tan \alpha \tan \beta}$$

Double-angle Formulas (pp. 501 and 502)

$$\sin(2\theta) = 2 \sin \theta \cos \theta$$

$$\cos(2\theta) = \cos^2 \theta - \sin^2 \theta$$

$$\tan(2\theta) = \frac{2 \tan \theta}{1 - \tan^2 \theta}$$

$$\cos(2\theta) = 2 \cos^2 \theta - 1$$

$$\cos(2\theta) = 1 - 2 \sin^2 \theta$$

Half-angle Formulas (pp. 504 and 506)

$$\sin^2 \frac{\alpha}{2} = \frac{1 - \cos \alpha}{2}$$

$$\cos^2 \frac{\alpha}{2} = \frac{1 + \cos \alpha}{2}$$

$$\tan^2 \frac{\alpha}{2} = \frac{1 - \cos \alpha}{1 + \cos \alpha}$$

$$\sin \frac{\alpha}{2} = \pm \sqrt{\frac{1 - \cos \alpha}{2}}$$

$$\cos \frac{\alpha}{2} = \pm \sqrt{\frac{1 + \cos \alpha}{2}}$$

$$\tan \frac{\alpha}{2} = \pm \sqrt{\frac{1 - \cos \alpha}{1 + \cos \alpha}} = \frac{1 - \cos \alpha}{\sin \alpha} = \frac{\sin \alpha}{1 + \cos \alpha}$$

where the + or - sign is determined by the quadrant of $\frac{\alpha}{2}$.

Product-to-Sum Formulas (p. 511)

$$\sin \alpha \sin \beta = \frac{1}{2} [\cos(\alpha - \beta) - \cos(\alpha + \beta)]$$

$$\cos \alpha \cos \beta = \frac{1}{2} [\cos(\alpha - \beta) + \cos(\alpha + \beta)]$$

$$\sin \alpha \cos \beta = \frac{1}{2} [\sin(\alpha + \beta) + \sin(\alpha - \beta)]$$

Sum-to-Product Formulas (p. 512)

$$\sin \alpha + \sin \beta = 2 \sin \frac{\alpha + \beta}{2} \cos \frac{\alpha - \beta}{2} \quad \sin \alpha - \sin \beta = 2 \sin \frac{\alpha - \beta}{2} \cos \frac{\alpha + \beta}{2}$$

$$\cos \alpha + \cos \beta = 2 \cos \frac{\alpha + \beta}{2} \cos \frac{\alpha - \beta}{2} \quad \cos \alpha - \cos \beta = -2 \sin \frac{\alpha + \beta}{2} \sin \frac{\alpha - \beta}{2}$$

Objectives

Section	You should be able to . . .	Example(s)	Review Exercises
7.1	1 Define the inverse sine function (p. 450)	p. 451	1
	2 Find the value of an inverse sine function (p. 451)	1–3	7, 10
	3 Define the inverse cosine function (p. 453)	p. 453	2
	4 Find the value of an inverse cosine function (p. 454)	4, 5	8, 11
	5 Define the inverse tangent function (p. 454)	p. 455	3
	6 Find the value of an inverse tangent function (p. 456)	6	9, 12
	7 Use properties of inverse functions to find exact values of certain composite functions (p. 456)	7–9	15–23
	8 Find the inverse function of a trigonometric function (p. 458)	10	30, 31
	9 Solve equations involving inverse trigonometric functions (p. 459)	11	90, 91
7.2	1 Define the inverse secant, cosecant, and cotangent functions (p. 463)	p. 463	4–6
	2 Find the value of inverse secant, cosecant, and cotangent functions (p. 464)	1, 2	13, 14
	3 Find the exact value of composite functions involving the inverse trigonometric functions (p. 465)	3–5	24–29
	4 Write a trigonometric expression as an algebraic expression (p. 466)	6	32, 33
7.3	1 Solve equations involving a single trigonometric function (p. 469)	1–5	70–74
	2 Solve trigonometric equations using a calculator (p. 472)	6	75
	3 Solve trigonometric equations quadratic in form (p. 473)	7	78
	4 Solve trigonometric equations using fundamental identities (p. 473)	8, 9	76, 77, 79
	5 Solve trigonometric equations using a graphing utility (p. 474)	10	87–89
7.4	1 Use algebra to simplify trigonometric expressions (p. 480)	1	34–50
	2 Establish identities (p. 481)	2–8	34–42
7.5	1 Use Sum and Difference Formulas to find exact values (p. 488)	1–5	51–56, 59–63(a)–(d), 92
	2 Use Sum and Difference Formulas to establish identities (p. 492)	6–8	43, 44
	3 Use Sum and Difference Formulas involving inverse trigonometric functions (p. 493)	9, 10	64–67
	4 Solve trigonometric equations linear in sine and cosine (p. 494)	11, 12	81
7.6	1 Use Double-angle Formulas to find exact values (p. 501)	1	59–63(e), (f), 68, 69, 93
	2 Use Double-angle Formulas to establish identities (p. 501)	2–5	46, 47, 80
	3 Use Half-angle Formulas to find exact values (p. 504)	6, 7	57, 58, 59–63(g), (h), 92
7.7	1 Express products as sums (p. 511)	1	48
	2 Express sums as products (p. 512)	2	49, 50

Review Exercises

In Problems 1–6, state the domain and range of each function.

1. $y = \sin^{-1}x$

2. $y = \cos^{-1}x$

3. $y = \tan^{-1}x$

4. $y = \sec^{-1}x$

5. $y = \csc^{-1}x$

6. $y = \cot^{-1}x$

In Problems 7–14, find the exact value of each expression. Do not use a calculator.

7. $\sin^{-1} 1$

8. $\cos^{-1} 0$

9. $\tan^{-1} 1$

10. $\sin^{-1}\left(-\frac{1}{2}\right)$

11. $\cos^{-1}\left(-\frac{\sqrt{3}}{2}\right)$

12. $\tan^{-1}(-\sqrt{3})$

13. $\sec^{-1}\sqrt{2}$

14. $\cot^{-1}(-1)$

In Problems 15–29, find the exact value, if any, of each composite function. If there is no value, say it is “not defined.” Do not use a calculator.

15. $\sin^{-1}\left(\sin \frac{3\pi}{8}\right)$ 16. $\cos^{-1}\left(\cos \frac{3\pi}{4}\right)$ 17. $\tan^{-1}\left(\tan \frac{2\pi}{3}\right)$ 18. $\cos^{-1}\left(\cos \frac{15\pi}{7}\right)$
19. $\sin^{-1}\left[\sin\left(-\frac{8\pi}{9}\right)\right]$ 20. $\sin(\sin^{-1} 0.9)$ 21. $\cos(\cos^{-1} 0.6)$ 22. $\tan[\tan^{-1} 5]$
23. $\cos[\cos^{-1}(-1.6)]$ 24. $\sin^{-1}\left(\cos \frac{2\pi}{3}\right)$ 25. $\cos^{-1}\left(\tan \frac{3\pi}{4}\right)$ 26. $\tan\left[\sin^{-1}\left(-\frac{\sqrt{3}}{2}\right)\right]$
27. $\sec\left(\tan^{-1} \frac{\sqrt{3}}{3}\right)$ 28. $\sin\left(\cot^{-1} \frac{3}{4}\right)$ 29. $\tan\left[\sin^{-1}\left(-\frac{4}{5}\right)\right]$

In Problems 30 and 31, find the inverse function f^{-1} of each function f . Find the range of f and the domain and range of f^{-1} .

30. $f(x) = 2 \sin(3x) \quad -\frac{\pi}{6} \leq x \leq \frac{\pi}{6}$ 31. $f(x) = -\cos x + 3 \quad 0 \leq x \leq \pi$

In Problems 32 and 33, write each trigonometric expression as an algebraic expression in u .

32. $\cos(\sin^{-1} u)$ 33. $\tan(\csc^{-1} u)$

In Problems 34–50, establish each identity.

34. $\tan \theta \cot \theta - \sin^2 \theta = \cos^2 \theta$ 35. $\sin^2 \theta(1 + \cot^2 \theta) = 1$ 36. $5 \cos^2 \theta + 3 \sin^2 \theta = 3 + 2 \cos^2 \theta$
37. $\frac{1 - \cos \theta}{\sin \theta} + \frac{\sin \theta}{1 - \cos \theta} = 2 \csc \theta$ 38. $\frac{\cos \theta}{\cos \theta - \sin \theta} = \frac{1}{1 - \tan \theta}$ 39. $\frac{\csc \theta}{1 + \csc \theta} = \frac{1 - \sin \theta}{\cos^2 \theta}$
40. $\csc \theta - \sin \theta = \cos \theta \cot \theta$ 41. $\frac{1 - \sin \theta}{\sec \theta} = \frac{\cos^3 \theta}{1 + \sin \theta}$ 42. $\frac{1 - 2 \sin^2 \theta}{\sin \theta \cos \theta} = \cot \theta - \tan \theta$
43. $\frac{\cos(\alpha + \beta)}{\cos \alpha \sin \beta} = \cot \beta - \tan \alpha$ 44. $\frac{\cos(\alpha - \beta)}{\cos \alpha \cos \beta} = 1 + \tan \alpha \tan \beta$ 45. $(1 + \cos \theta) \tan \frac{\theta}{2} = \sin \theta$
46. $2 \cot \theta \cot(2\theta) = \cot^2 \theta - 1$ 47. $1 - 8 \sin^2 \theta \cos^2 \theta = \cos(4\theta)$ 48. $\frac{\sin(3\theta) \cos \theta - \sin \theta \cos(3\theta)}{\sin(2\theta)} = 1$
49. $\frac{\sin(2\theta) + \sin(4\theta)}{\cos(2\theta) + \cos(4\theta)} = \tan(3\theta)$ 50. $\frac{\cos(2\theta) - \cos(4\theta)}{\cos(2\theta) + \cos(4\theta)} - \tan \theta \tan(3\theta) = 0$

In Problems 51–58, find the exact value of each expression.

51. $\sin 165^\circ$ 52. $\tan 105^\circ$
53. $\cos \frac{5\pi}{12}$ 54. $\sin\left(-\frac{\pi}{12}\right)$
55. $\cos 80^\circ \cos 20^\circ + \sin 80^\circ \sin 20^\circ$ 56. $\sin 70^\circ \cos 40^\circ - \cos 70^\circ \sin 40^\circ$
57. $\tan \frac{\pi}{8}$ 58. $\sin \frac{5\pi}{8}$

In Problems 59–63, use the information given about the angles α and β to find the exact value of:

- (a) $\sin(\alpha + \beta)$ (b) $\cos(\alpha + \beta)$ (c) $\sin(\alpha - \beta)$ (d) $\tan(\alpha + \beta)$
- (e) $\sin(2\alpha)$ (f) $\cos(2\beta)$ (g) $\sin \frac{\beta}{2}$ (h) $\cos \frac{\alpha}{2}$
59. $\sin \alpha = \frac{4}{5}, 0 < \alpha < \frac{\pi}{2}; \sin \beta = \frac{5}{13}, \frac{\pi}{2} < \beta < \pi$ 60. $\sin \alpha = -\frac{3}{5}, \pi < \alpha < \frac{3\pi}{2}; \cos \beta = \frac{12}{13}, \frac{3\pi}{2} < \beta < 2\pi$
61. $\tan \alpha = \frac{3}{4}, \pi < \alpha < \frac{3\pi}{2}; \tan \beta = \frac{12}{5}, 0 < \beta < \frac{\pi}{2}$ 62. $\sec \alpha = 2, -\frac{\pi}{2} < \alpha < 0; \sec \beta = 3, \frac{3\pi}{2} < \beta < 2\pi$
63. $\sin \alpha = -\frac{2}{3}, \pi < \alpha < \frac{3\pi}{2}; \cos \beta = -\frac{2}{3}, \pi < \beta < \frac{3\pi}{2}$

In Problems 64–69, find the exact value of each expression.

64. $\cos\left(\sin^{-1} \frac{3}{5} - \cos^{-1} \frac{1}{2}\right)$ 65. $\sin\left(\cos^{-1} \frac{5}{13} - \cos^{-1} \frac{4}{5}\right)$

66. $\tan\left[\sin^{-1}\left(-\frac{1}{2}\right) - \tan^{-1}\frac{3}{4}\right]$

67. $\cos\left[\tan^{-1}(-1) + \cos^{-1}\left(-\frac{4}{5}\right)\right]$

68. $\sin\left[2\cos^{-1}\left(-\frac{3}{5}\right)\right]$

69. $\cos\left(2\tan^{-1}\frac{4}{3}\right)$

In Problems 70–81, solve each equation on the interval $0 \leq \theta < 2\pi$.

70. $\cos \theta = \frac{1}{2}$

71. $\tan \theta + \sqrt{3} = 0$

72. $\sin(2\theta) + 1 = 0$

73. $\tan(2\theta) = 0$

74. $\sec^2 \theta = 4$

75. $0.2 \sin \theta = 0.05$

76. $\sin \theta + \sin(2\theta) = 0$

77. $\sin(2\theta) - \cos \theta - 2 \sin \theta + 1 = 0$

78. $2 \sin^2 \theta - 3 \sin \theta + 1 = 0$

79. $4 \sin^2 \theta = 1 + 4 \cos \theta$

80. $\sin(2\theta) = \sqrt{2} \cos \theta$

81. $\sin \theta - \cos \theta = 1$

In Problems 82–86, use a calculator to find an approximate value for each expression, rounded to two decimal places.


82. $\sin^{-1} 0.7$

83. $\tan^{-1}(-2)$

84. $\cos^{-1}(-0.2)$

85. $\sec^{-1} 3$

86. $\cot^{-1}(-4)$

 In Problems 87–89, use a graphing utility to solve each equation on the interval $0 \leq x \leq 2\pi$. Approximate any solutions rounded to two decimal places.

87. $2x = 5 \cos x$

88. $2 \sin x + 3 \cos x = 4x$

89. $\sin x = \ln x$

In Problems 90 and 91, find the exact solution of each equation.

90. $-3 \sin^{-1} x = \pi$

91. $2 \cos^{-1} x + \pi = 4 \cos^{-1} x$

92. Use a Half-angle Formula to find the exact value of $\sin 15^\circ$. Then use a Difference Formula to find the exact value of $\sin 15^\circ$. Show that the answers you found are the same.

93. If you are given the value of $\cos \theta$ and want the exact value of $\cos(2\theta)$, what form of the Double-angle Formula for $\cos(2\theta)$ is most efficient to use?

Chapter Test

CHAPTER Test Prep VIDEOS

The Chapter Test Prep Videos include step-by-step solutions to all chapter test exercises. These videos are available in MyLab™ Math, or on this text's YouTube Channel. Refer to the Preface for a link to the YouTube channel.

In Problems 1–10, find the exact value of each expression. Express angles in radians.

1. $\sec^{-1}\left(\frac{2}{\sqrt{3}}\right)$

2. $\sin^{-1}\left(-\frac{\sqrt{2}}{2}\right)$

3. $\tan^{-1}(-\sqrt{3})$

4. $\cos^{-1} 0$

5. $\cot^{-1} 1$

6. $\csc^{-1}(-2)$

7. $\sin^{-1}\left(\sin \frac{11\pi}{5}\right)$

8. $\tan\left(\tan^{-1}\frac{7}{3}\right)$

9. $\cot(\csc^{-1} \sqrt{10})$

10. $\sec\left(\cos^{-1}\left(-\frac{3}{4}\right)\right)$

In Problems 11–14, use a calculator to evaluate each expression. Express angles in radians rounded to two decimal places.

11. $\sin^{-1} 0.382$

12. $\sec^{-1} 1.4$

13. $\tan^{-1} 3$

14. $\cot^{-1} 5$

In Problems 15–20 establish each identity.

15. $\frac{\csc \theta + \cot \theta}{\sec \theta + \tan \theta} = \frac{\sec \theta - \tan \theta}{\csc \theta - \cot \theta}$

16. $\sin \theta \tan \theta + \cos \theta = \sec \theta$

17. $\tan \theta + \cot \theta = 2 \csc(2\theta)$

18. $\frac{\sin(\alpha + \beta)}{\tan \alpha + \tan \beta} = \cos \alpha \cos \beta$

19. $\sin(3\theta) = 3 \sin \theta - 4 \sin^3 \theta$

20. $\frac{\tan \theta - \cot \theta}{\tan \theta + \cot \theta} = 1 - 2 \cos^2 \theta$

In Problems 21–28 use sum, difference, product, or half-angle formulas to find the exact value of each expression.

21. $\cos 15^\circ$

22. $\tan 75^\circ$

23. $\sin\left(\frac{1}{2}\cos^{-1}\frac{3}{5}\right)$

24. $\tan\left(2\sin^{-1}\frac{6}{11}\right)$

25. $\cos\left(\sin^{-1}\frac{2}{3} + \tan^{-1}\frac{3}{2}\right)$

26. $\sin 75^\circ \cos 15^\circ$

27. $\sin 75^\circ + \sin 15^\circ$

28. $\cos 65^\circ \cos 20^\circ + \sin 65^\circ \sin 20^\circ$

In Problems 29–33, solve each equation on $0 \leq \theta < 2\pi$.

29. $4\sin^2\theta - 3 = 0$

30. $-3\cos\left(\frac{\pi}{2} - \theta\right) = \tan\theta$

31. $\cos^2\theta + 2\sin\theta\cos\theta - \sin^2\theta = 0$

32. $\sin(\theta + 1) = \cos\theta$

33. $4\sin^2\theta + 7\sin\theta = 2$

Cumulative Review

- Find the real solutions, if any, of the equation $3x^2 + x - 1 = 0$.
- Find an equation for the line containing the points $(-2, 5)$ and $(4, -1)$. What is the distance between these points? What is their midpoint?
- Test the equation $3x + y^2 = 9$ for symmetry with respect to the x -axis, y -axis, and origin. List the intercepts.
- Use transformations to graph the equation $y = |x - 3| + 2$.
- Use transformations to graph the equation $y = 3e^x - 2$.
- Use transformations to graph the equation

$$y = \cos\left(x - \frac{\pi}{2}\right) - 1$$

- Graph each of the following functions. Label at least three points on each graph. Name the inverse function of each and show its graph.
 - $y = x^3$
 - $y = e^x$
 - $y = \sin x, -\frac{\pi}{2} \leq x \leq \frac{\pi}{2}$
 - $y = \cos x, 0 \leq x \leq \pi$
- If $\sin\theta = -\frac{1}{3}$ and $\pi < \theta < \frac{3\pi}{2}$, find the exact value of:
 - $\cos\theta$
 - $\tan\theta$
 - $\sin(2\theta)$
 - $\cos(2\theta)$
 - $\sin\left(\frac{1}{2}\theta\right)$
 - $\cos\left(\frac{1}{2}\theta\right)$


- Find the exact value of $\cos(\tan^{-1}2)$.

- If $\sin\alpha = \frac{1}{3}$, $\frac{\pi}{2} < \alpha < \pi$, and $\cos\beta = -\frac{1}{3}$, $\pi < \beta < \frac{3\pi}{2}$, find the exact value of:

- $\cos\alpha$
- $\sin\beta$
- $\cos(2\alpha)$
- $\cos(\alpha + \beta)$
- $\sin\frac{\beta}{2}$

- Consider the function

$$f(x) = 2x^5 - x^4 - 4x^3 + 2x^2 + 2x - 1$$

- Find the real zeros and their multiplicity.
 - Find the intercepts.
 - Find the power function that the graph of f resembles for large $|x|$.
- 
 - Graph f using a graphing utility.
 - Approximate the turning points, if any exist.
 - Use the information obtained in parts (a)–(e) to graph f by hand.
 - Identify the intervals on which f is increasing, decreasing, or constant.
- If $f(x) = 2x^2 + 3x + 1$ and $g(x) = x^2 + 3x + 2$, solve:
 - $f(x) = 0$
 - $f(x) = g(x)$
 - $f(x) > 0$
 - $f(x) \geq g(x)$

Chapter Projects



Internet-based Project

- I. Mapping Your Mind** The goal of this project is to organize the material learned in Chapters 6 and 7 in our minds. To do this, we will use mind-mapping software called Mindomo. Mindomo is free software that enables you to organize your thoughts digitally and share these thoughts with anyone on the Web. By organizing your thoughts, you can see the big picture and then communicate this big picture to others. You are also able to see how various concepts are related to each other.
1. Go to <http://www.mindomo.com> and register. Learn how to use Mindomo. A video on using Mindomo can be found at <http://www.screencast.com/t/ZPwJQDs4>
 2. Use an Internet search engine to research Mind Mapping. Write a few paragraphs that explain the history and benefit of mind mapping.
 3. Create a MindMap that explains the following:
 - (a) The six trigonometric functions and their properties (including the inverses of these functions)
 - (b) The fundamental trigonometric identities
 When creating your map, be creative! Perhaps you can share ideas about when a particular identity might be used, or when a particular identity cannot be used.
 4. Share the MindMap so that students in your class can view it.

The following projects are available on the Instructor's Resource Center (IRC):

- II. Waves** Wave motion is described by a sinusoidal equation. The Principle of Superposition of two waves is discussed.
- III. Project at Motorola Sending Pictures Wirelessly** The electronic transmission of pictures is made practical by image compression, mathematical methods that greatly reduce the number of bits of data used to compose the picture.
- IV. Calculus of Differences** Finding consecutive difference quotients is called finding finite differences and is used to analyze the graph of an unknown function.

Applications of Trigonometric Functions

8

The Lewis and Clark Expedition

In today's world of GPS and smart phone apps that can precisely track one's location, it is difficult to fathom the magnitude of the challenge that confronted Meriwether Lewis and William Clark in 1804.

But Lewis and Clark managed. Commissioned by President Thomas Jefferson to explore the newly purchased Louisiana Territory, the co-captains led their expedition—the Corps of Discovery—on a journey that took nearly two and a half years and carried them more than 7000 miles. Starting at St. Louis, Missouri, they traveled up the Missouri River, across the Great Plains, over the Rocky Mountains, down the Columbia River to the Pacific Ocean, and then back. Along the way, using limited tools such as a compass and octant, they created more than 130 maps of the area with remarkable detail and accuracy.



 —See Chapter Project II—

← A Look Back

In Chapter 6, we defined the six trigonometric functions using the unit circle. In particular, we learned to evaluate the trigonometric functions. We also learned how to graph sinusoidal functions. In Chapter 7, we defined the inverse trigonometric functions and solved equations involving the trigonometric functions.

A Look Ahead →

In this chapter, we define the trigonometric functions using right triangles and then use the trigonometric functions to solve applied problems. The first four sections deal with applications involving right triangles and *oblique triangles*, triangles that do not have a right angle. To solve problems involving oblique triangles, we will develop the Law of Sines and the Law of Cosines. We will also develop formulas for finding the area of a triangle.

The final section deals with applications of sinusoidal functions involving simple harmonic motion and damped motion.

Outline

- 8.1 Right Triangle Trigonometry; Applications
 - 8.2 The Law of Sines
 - 8.3 The Law of Cosines
 - 8.4 Area of a Triangle
 - 8.5 Simple Harmonic Motion; Damped Motion; Combining Waves
- Chapter Review
Chapter Test
Cumulative Review
Chapter Projects

8.1 Right Triangle Trigonometry; Applications

PREPARING FOR THIS SECTION Before getting started, review the following:

- Pythagorean Theorem (Section A.2, pp. A14–A15)
- Trigonometric Equations (Section 7.3, pp. 469–474)

 **Now Work** the 'Are You Prepared?' problems on page 529.

- OBJECTIVES**
- 1 Find the Value of Trigonometric Functions of Acute Angles Using Right Triangles (p. 522)
 - 2 Use the Complementary Angle Theorem (p. 524)
 - 3 Solve Right Triangles (p. 524)
 - 4 Solve Applied Problems (p. 525)

1 Find the Value of Trigonometric Functions of Acute Angles Using Right Triangles

A triangle in which one angle is a right angle (90°) is called a **right triangle**. Recall that the side opposite the right angle is called the **hypotenuse**, and the remaining two sides are called the **legs** of the triangle. In Figure 1(a), the hypotenuse is labeled as c to indicate that its length is c units, and, in a like manner, the legs are labeled as a and b . Because the triangle is a right triangle, the Pythagorean Theorem tells us that

$$a^2 + b^2 = c^2$$

Figure 1(a) also shows the angle θ . The angle θ is an **acute angle**: that is, $0^\circ < \theta < 90^\circ$ for θ measured in degrees and $0 < \theta < \frac{\pi}{2}$ for θ measured in radians. Place θ in standard position, as shown in Figure 1(b). Then the coordinates of the point P are (a, b) . Also, P is a point on the terminal side of θ that is on the circle $x^2 + y^2 = c^2$. (Do you see why?)

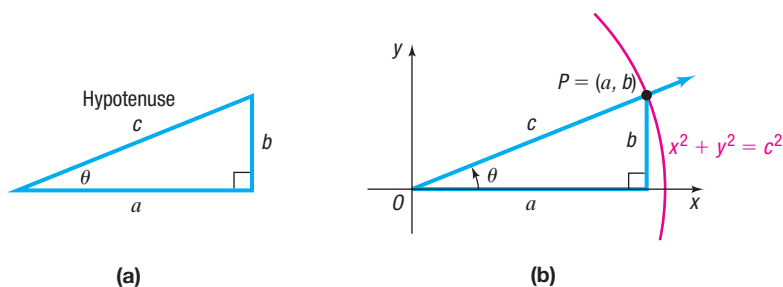


Figure 1 Right triangle with acute angle θ

Now apply the theorem on page 386 for evaluating trigonometric functions using a circle of radius c , $x^2 + y^2 = c^2$. By referring to the lengths of the sides of the triangle by the names *hypotenuse* (c), *opposite* (b), and *adjacent* (a), as indicated in Figure 2, the trigonometric functions of θ can be expressed as ratios of the sides of a right triangle.

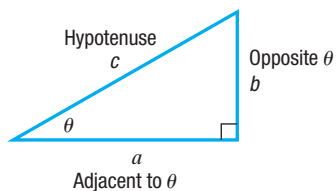


Figure 2 Right triangle

$$\begin{array}{ll}
 \sin \theta = \frac{\text{Opposite}}{\text{Hypotenuse}} = \frac{b}{c} & \csc \theta = \frac{\text{Hypotenuse}}{\text{Opposite}} = \frac{c}{b} \\
 \cos \theta = \frac{\text{Adjacent}}{\text{Hypotenuse}} = \frac{a}{c} & \sec \theta = \frac{\text{Hypotenuse}}{\text{Adjacent}} = \frac{c}{a} \\
 \tan \theta = \frac{\text{Opposite}}{\text{Adjacent}} = \frac{b}{a} & \cot \theta = \frac{\text{Adjacent}}{\text{Opposite}} = \frac{a}{b}
 \end{array} \quad (1)$$

Notice that each trigonometric function of the acute angle θ is positive.

EXAMPLE 1

Finding the Value of Trigonometric Functions from a Right Triangle

Find the exact value of the six trigonometric functions of the angle θ in Figure 3.

Solution

In Figure 3 the two given sides of the triangle are

$$c = \text{Hypotenuse} = 5 \quad a = \text{Adjacent} = 3$$

To find the length of the opposite side, use the Pythagorean Theorem.

$$\begin{aligned} (\text{Adjacent})^2 + (\text{Opposite})^2 &= (\text{Hypotenuse})^2 \\ 3^2 + (\text{Opposite})^2 &= 5^2 \\ (\text{Opposite})^2 &= 25 - 9 = 16 \\ \text{Opposite} &= 4 \end{aligned}$$

Now that the lengths of the three sides are known, use the ratios in (1) to find the value of each of the six trigonometric functions.

$$\begin{aligned} \sin \theta &= \frac{\text{Opposite}}{\text{Hypotenuse}} = \frac{4}{5} & \cos \theta &= \frac{\text{Adjacent}}{\text{Hypotenuse}} = \frac{3}{5} & \tan \theta &= \frac{\text{Opposite}}{\text{Adjacent}} = \frac{4}{3} \\ \csc \theta &= \frac{\text{Hypotenuse}}{\text{Opposite}} = \frac{5}{4} & \sec \theta &= \frac{\text{Hypotenuse}}{\text{Adjacent}} = \frac{5}{3} & \cot \theta &= \frac{\text{Adjacent}}{\text{Opposite}} = \frac{3}{4} \end{aligned}$$

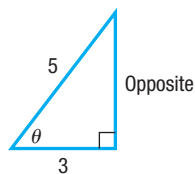
 **Now Work** PROBLEM 9


Figure 3


The values of the trigonometric functions of an acute angle are ratios of the lengths of the sides of a right triangle. This way of viewing the trigonometric functions leads to many applications and, in fact, was the point of view used by early mathematicians (before calculus) in studying the subject of trigonometry.

EXAMPLE 2

Constructing a Rain Gutter

A rain gutter is to be constructed of aluminum sheets 12 inches wide. See Figure 4(a). After marking off a length of 4 inches from each edge, the sides are bent up at an angle θ . See Figure 4(b).

(a) Express the area A of the opening as a function of θ .

 (b) Graph $A = A(\theta)$. Find the angle θ that makes A largest. (This bend will allow the most water to flow through the gutter.)

Solution

(a) Look again at Figure 4(b). The area A of the opening is the sum of the areas of two congruent right triangles and one rectangle. Look at Figure 4(c), which shows the triangle on the right in Figure 4(b) redrawn. Note that

$$\cos \theta = \frac{a}{4}, \quad \text{so } a = 4 \cos \theta \quad \sin \theta = \frac{b}{4}, \quad \text{so } b = 4 \sin \theta$$

The area of the triangle is

$$\text{area} = \frac{1}{2} \cdot \text{base} \cdot \text{height} = \frac{1}{2} ab = \frac{1}{2} \cdot 4 \cos \theta \cdot 4 \sin \theta = 8 \sin \theta \cos \theta$$

So the area of the two congruent triangles together is $2 \cdot 8 \sin \theta \cos \theta = 16 \sin \theta \cos \theta$.

The rectangle has length 4 and height b , so its area is

$$\text{area of rectangle} = 4b = 4 \cdot 4 \sin \theta = 16 \sin \theta$$

(continued)

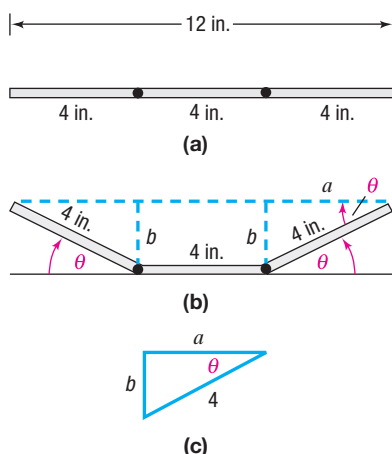


Figure 4

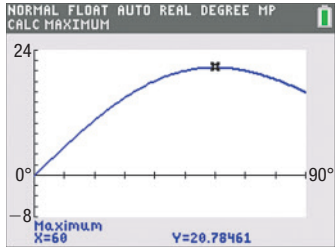


Figure 5

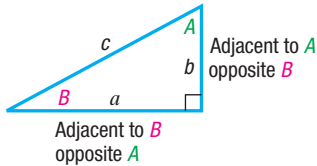


Figure 6

The area A of the opening is

$$A = \text{area of the two congruent triangles} + \text{area of the rectangle}$$

$$A(\theta) = 16 \sin \theta \cos \theta + 16 \sin \theta = 16 \sin \theta (\cos \theta + 1)$$

- (b) Figure 5 shows the graph of $A = A(\theta)$ on a TI-84 Plus C. Using MAXIMUM, the angle θ that makes A largest is 60° .

2 Use the Complementary Angle Theorem

Two acute angles are called **complementary** if their sum is a right angle, or 90° . Because the sum of the angles of any triangle is 180° , it follows that, for a right triangle, the sum of the acute angles is 90° , so the two acute angles in every right triangle are complementary.

Refer now to Figure 6, which labels the angle opposite side b as B and the angle opposite side a as A . Notice that side b is adjacent to angle A and side a is adjacent to angle B . As a result,

$$\begin{aligned} \sin B &= \frac{b}{c} = \cos A & \cos B &= \frac{a}{c} = \sin A & \tan B &= \frac{b}{a} = \cot A \\ \csc B &= \frac{c}{b} = \sec A & \sec B &= \frac{c}{a} = \csc A & \cot B &= \frac{a}{b} = \tan A \end{aligned} \quad (2)$$

Because of these relationships, the functions sine and cosine, tangent and cotangent, and secant and cosecant are called **cofunctions** of each other.

The identities (2) may be expressed in words as follows:

THEOREM Complementary Angle Theorem

Cofunctions of complementary angles are equal.

Examples of this theorem are given next:

Complementary angles	Complementary angles	Complementary angles
$\sin 30^\circ = \cos 60^\circ$	$\tan 40^\circ = \cot 50^\circ$	$\sec 80^\circ = \csc 10^\circ$
↑ ↓	↑ ↓	↑ ↓
Cofunctions	Cofunctions	Cofunctions

EXAMPLE 3

Using the Complementary Angle Theorem

- (a) $\sin 62^\circ = \cos(90^\circ - 62^\circ) = \cos 28^\circ$
- (b) $\tan \frac{\pi}{12} = \cot\left(\frac{\pi}{2} - \frac{\pi}{12}\right) = \cot \frac{5\pi}{12}$
- (c) $\sin^2 40^\circ + \sin^2 50^\circ = \sin^2 40^\circ + \cos^2 40^\circ = 1$
↑
color: #00AEEF;">sin 50° = cos 40°

Now Work PROBLEM 19

3 Solve Right Triangles

In the discussion that follows, a right triangle is always labeled so that side a is opposite angle A , side b is opposite angle B , and side c is the hypotenuse, as shown in Figure 7. **To solve a right triangle** means to find the lengths of its sides and the measurements of its angles. We express the lengths of the sides rounded to two decimal places and angle measures in degrees rounded to one decimal place. (Be sure that your calculator is in degree mode.)

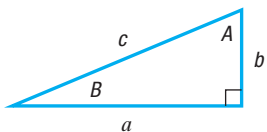


Figure 7 Right triangle

To solve a right triangle, we need to know one of the acute angles A or B and a side, or else two sides (in which case the Pythagorean Theorem can be used). Also, because the sum of the measures of the angles of a triangle is 180° , the sum of the measures of angles A and B in a right triangle must be 90° .

THEOREM Properties of a Right Triangle

For the right triangle shown in Figure 7, we have

$$c^2 = a^2 + b^2 \quad A + B = 90^\circ$$

EXAMPLE 4

Solving a Right Triangle

Use Figure 8. If $b = 2$ and $A = 40^\circ$, find a , c , and B .

Solution

Because $A = 40^\circ$ and $A + B = 90^\circ$, it follows that $B = 50^\circ$. To find the sides a and c , use the facts that

$$\tan 40^\circ = \frac{a}{2} \quad \text{and} \quad \cos 40^\circ = \frac{2}{c}$$

Now solve for a and c .

$$a = 2 \tan 40^\circ \approx 1.68 \quad \text{and} \quad c = \frac{2}{\cos 40^\circ} \approx 2.61$$

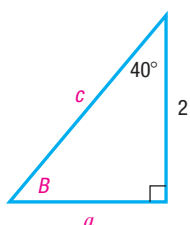


Figure 8



Now Work PROBLEM 29

EXAMPLE 5

Solving a Right Triangle

Use Figure 9. If $a = 3$ and $b = 2$, find c , A , and B .

Solution

Because $a = 3$ and $b = 2$, then, by the Pythagorean Theorem,

$$c^2 = a^2 + b^2 = 3^2 + 2^2 = 9 + 4 = 13$$

$$c = \sqrt{13} \approx 3.61$$

To find angle A , use the fact that

$$\tan A = \frac{3}{2} \quad \text{so} \quad A = \tan^{-1} \frac{3}{2}$$

Use a calculator with the mode set to degrees to find that $A = 56.3^\circ$ rounded to one decimal place. Since $A + B = 90^\circ$, this means that $B = 33.7^\circ$.



Now Work PROBLEM 39

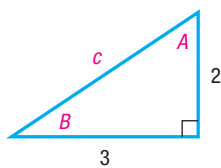


Figure 9

NOTE To avoid round-off errors when using a calculator, we will store unrounded values in memory for use in subsequent calculations. ■



4 Solve Applied Problems*

In addition to developing models using right triangles, we can use right triangle trigonometry to measure heights and distances that are either awkward or impossible to measure by ordinary means. When using right triangles to solve these problems, pay attention to the known measures. This will indicate what trigonometric function to use. For example, if you know the measure of an angle and the length of the side adjacent to the angle, and wish to find the length of the opposite side, you would use the tangent function. Do you know why?

*In applied problems, it is important that answers be reported with both justifiable accuracy and appropriate significant figures. In this chapter we shall assume that the problem data are accurate to the number of significant digits resulting in sides being rounded to two decimal places and angles being rounded to one decimal place.

EXAMPLE 6

Finding the Width of a River

A surveyor can measure the width of a river by setting up a transit* at a point C on one side of the river and taking a sighting of a point A on the other side. Refer to Figure 10. After turning through an angle of 90° at C , the surveyor walks a distance of 200 meters to point B . Using the transit at B , the angle θ is measured and found to be 20° . What is the width of the river rounded to the nearest meter?

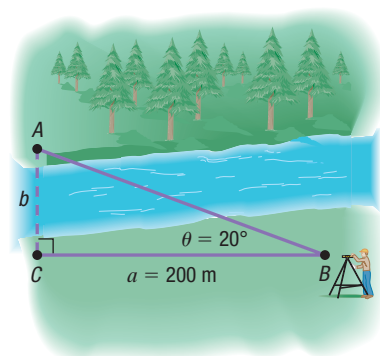


Figure 10

Solution

As seen in Figure 10, the width of the river is the length of side b , and a and θ are known. Use the facts that b is opposite θ and a is adjacent to θ and write

$$\tan \theta = \frac{b}{a}$$

which leads to

$$\tan 20^\circ = \frac{b}{200}$$

$$b = 200 \tan 20^\circ \approx 72.79 \text{ meters}$$

The width of the river is 73 meters, rounded to the nearest meter.

 **Now Work** PROBLEM 49

EXAMPLE 7

Finding the Inclination of a Mountain Trail

A straight trail leads from the Alpine Hotel, elevation 8000 feet, to a scenic overlook, elevation 11,100 feet. The length of the trail is 14,100 feet. What is the inclination (grade) of the trail? That is, what is the measure of angle B in Figure 11?

Solution

From Figure 11, the length of the side opposite angle B is $11,100 - 8000 = 3100$ feet, and the length of the hypotenuse is 14,100 feet. Angle B satisfies the equation

$$\sin B = \frac{3100}{14,100}$$

Using a calculator,

$$B = \sin^{-1} \frac{3100}{14,100} \approx 12.7^\circ$$

The inclination (grade) of the trail is approximately 12.7° .

 **Now Work** PROBLEM 55

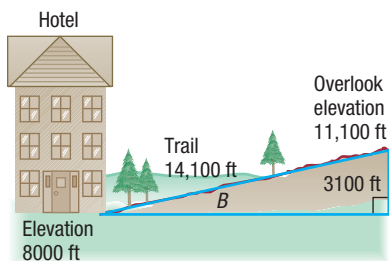
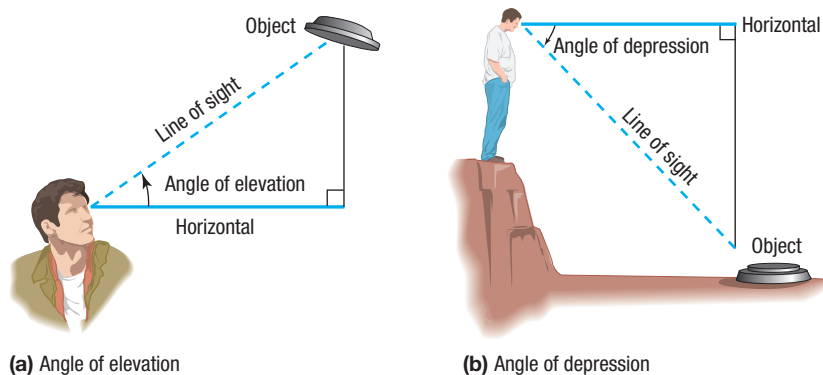


Figure 11

Vertical heights can sometimes be measured using either the *angle of elevation* or the *angle of depression*. If a person is looking up at an object, the acute angle measured from the horizontal to a line of sight to the object is called the **angle of elevation**. See Figure 12(a).

*An instrument used in surveying to measure angles.



(a) Angle of elevation

(b) Angle of depression

Figure 12

If a person is looking down at an object, the acute angle made by the line of sight to the object and the horizontal is called the **angle of depression**. See Figure 12(b).

EXAMPLE 8

Finding the Height of a Cloud

Meteorologists find the height of a cloud using an instrument called a **ceilometer**. A ceilometer consists of a **light projector** that directs a vertical light beam up to the cloud base and a **light detector** that scans the cloud to detect the light beam. See Figure 13(a). At Midway Airport in Chicago, a ceilometer was employed to find the height of the cloud cover. It was set up with its light detector 300 feet from its light projector. If the angle of elevation from the light detector to the base of the cloud was 75° , what was the height of the cloud cover?

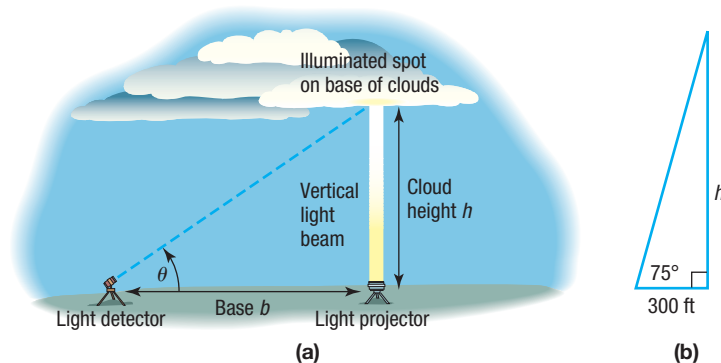


Figure 13

Solution

Figure 13(b) illustrates the situation. To find the height h , use the fact that $\tan 75^\circ = \frac{h}{300}$, so

$$h = 300 \tan 75^\circ \approx 1120 \text{ feet}$$

The ceiling (height to the base of the cloud cover) was approximately 1120 feet. \square

 **Now Work** PROBLEM 51

The idea behind Example 8 can also be used to find the height of an object that is positioned above ground level.

EXAMPLE 9

Finding the Height of a Statue on a Building

Adorning the top of the Board of Trade building in Chicago is a statue of Ceres, the Roman goddess of wheat. From street level, two observations are taken 400 feet from the center of the building. The angle of elevation to the base of the statue is found to be 55.1° , and the angle of elevation to the top of the statue is 56.5° . See Figure 14(a) on the next page. What is the height of the statue?

Solution Figure 14(b) shows two triangles that replicate Figure 14(a). The height of the statue of Ceres will be $b' - b$. To find b and b' , refer to Figure 14(b).

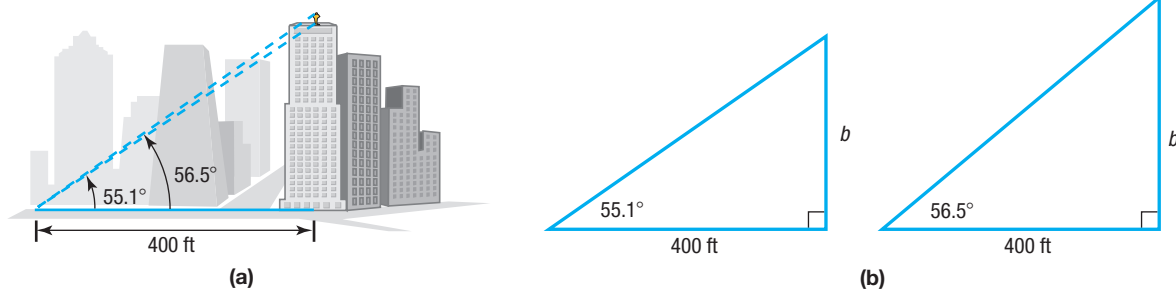


Figure 14

$$\tan 55.1^\circ = \frac{b}{400}$$

$$\tan 56.5^\circ = \frac{b'}{400}$$

$$b = 400 \tan 55.1^\circ \approx 573.39 \quad b' = 400 \tan 56.5^\circ \approx 604.33$$

The height of the statue is approximately $604.33 - 573.39 = 30.94$ feet ≈ 31 feet. \square

 **Now Work** PROBLEM 71

EXAMPLE 10

The Gibb's Hill Lighthouse, Southampton, Bermuda

In operation since 1846, the Gibb's Hill Lighthouse stands 117 feet high on a hill 245 feet high, so its beam of light is 362 feet above sea level. A brochure states that the light can be seen on the horizon about 26 miles distant. Verify the accuracy of this statement.

Solution Figure 15 illustrates the situation. The central angle θ , positioned at the center of Earth, radius 3960 miles, obeys the equation

$$\cos \theta = \frac{3960}{3960 + \frac{362}{5280}} \approx 0.999982687 \quad \mathbf{1 \text{ mile} = 5280 \text{ feet}}$$

Solving for θ yields

$$\theta \approx \cos^{-1}(0.999982687) \approx 0.33715^\circ \approx 20.23'$$

The brochure does not indicate whether the distance is measured in nautical miles or statute miles. Let's calculate both distances.

The distance s in nautical miles (refer to Problem 120, p. 373) is the measure of the angle θ in minutes, so $s \approx 20.23$ nautical miles.

The distance s in statute miles is given by the formula $s = r\theta$, where θ is measured in radians. Then, since

$$\theta \approx 0.33715^\circ \approx 0.00588 \text{ radian}$$

$$\uparrow \\ 1^\circ = \frac{\pi}{180} \text{ radian}$$

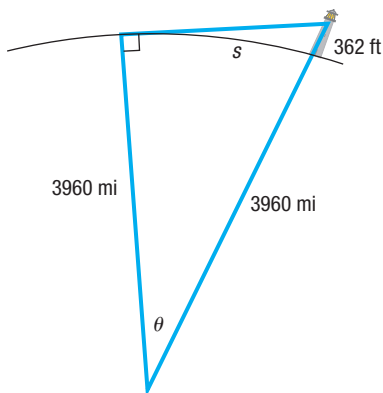


Figure 15

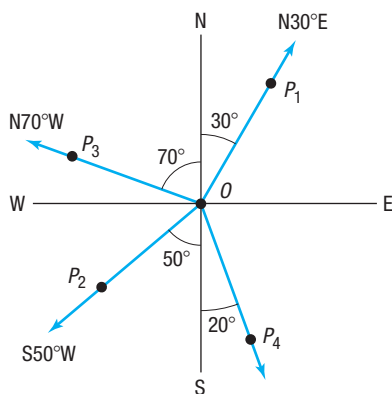


Figure 16

this means that

$$s = r\theta \approx 3960 \cdot 0.00588 \approx 23.3 \text{ miles}$$

In either case, it would seem that the brochure overstated the distance somewhat. J

In navigation and surveying, the **direction** or **bearing** from a point O to a point P equals the acute angle θ between the ray OP and the vertical line through O , the north–south line.

Figure 16 illustrates some bearings. Notice that the bearing from O to P_1 is denoted by the symbolism $N30^\circ E$, indicating that the bearing is 30° east of north. In writing the bearing from O to P , the direction north or south always appears first, followed by an acute angle, followed by east or west. In Figure 16, the bearing from O to P_2 is $S50^\circ W$, and from O to P_3 it is $N70^\circ W$.

EXAMPLE 11

Finding the Bearing of an Object

In Figure 16, what is the bearing from O to an object at P_4 ?

Solution

The acute angle between the ray OP_4 and the north–south line through O is 20° . The bearing from O to P_4 is $S20^\circ E$. J

EXAMPLE 12

Finding the Bearing of an Airplane

A Boeing 777 aircraft takes off from O'Hare Airport on runway 2 LEFT, which has a bearing of $N20^\circ E$.* After flying for 1 mile, the pilot of the aircraft requests permission to turn 90° and head toward the northwest. The request is granted. After the plane goes 2 miles in this direction, what bearing should the control tower use to locate the aircraft?

Solution

Figure 17 illustrates the situation. After flying 1 mile from the airport O (the control tower), the aircraft is at P . After turning 90° toward the northwest and flying 2 miles, the aircraft is at the point Q . In triangle OPQ , the angle θ obeys the equation

$$\tan \theta = \frac{2}{1} = 2 \quad \text{so} \quad \theta = \tan^{-1} 2 \approx 63.4^\circ$$

The acute angle between north and the ray OQ is $63.4^\circ - 20^\circ = 43.4^\circ$. The bearing of the aircraft from O to Q is $N43.4^\circ W$. J

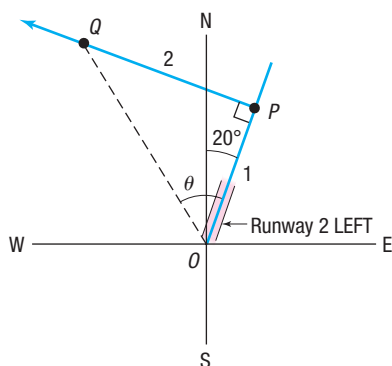


Figure 17

Now Work PROBLEM 63

8.1 Assess Your Understanding

'Are You Prepared?' Answers are given at the end of these exercises. If you get a wrong answer, read the pages listed in red.

- In a right triangle, if the length of the hypotenuse is 5 and the length of one of the other sides is 3, what is the length of the third side? (pp. A14–A15)
- If θ is an acute angle, solve the equation $\tan \theta = \frac{1}{2}$. Express your answer in degrees, rounded to one decimal place. (pp. 469–474)
- If θ is an acute angle, solve the equation $\sin \theta = \frac{1}{2}$. (pp. 469–474)

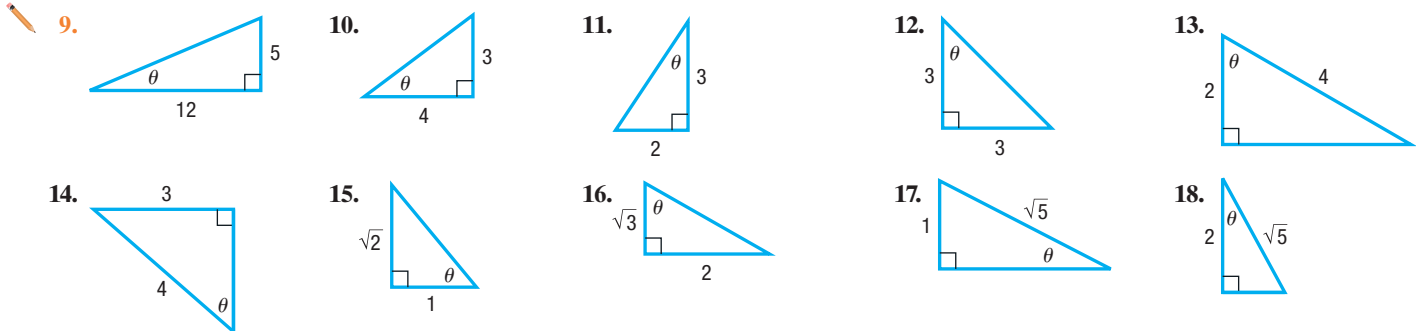
*In air navigation, the term **azimuth** denotes the positive angle measured clockwise from the north (N) to a ray OP . In Figure 16, the azimuth from O to P_1 is 30° ; the azimuth from O to P_2 is 230° ; the azimuth from O to P_3 is 290° . In naming runways, the units digit is left off the azimuth. Runway 2 LEFT means the left runway with a direction of azimuth 20° (bearing $N20^\circ E$). Runway 23 is the runway with azimuth 230° and bearing $S50^\circ W$.

Concepts and Vocabulary

4. **True or False** $\sin 52^\circ = \cos 48^\circ$
5. **Multiple Choice** The sum of the measures of the two acute angles in a right triangle is _____.
 (a) 45° (b) 90° (c) 180° (d) 360°
6. When you look up at an object, the acute angle measured from the horizontal to a line-of-sight observation of the object is called the _____.
7. **True or False** In a right triangle, if two sides are known, we can solve the triangle.
8. **True or False** In a right triangle, if we know the two acute angles, we can solve the triangle.

Skill Building

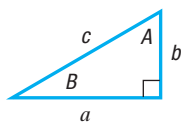
In Problems 9–18, find the exact value of the six trigonometric functions of the angle θ in each figure.



In Problems 19–28, find the exact value of each expression. Do not use a calculator.

19. $\sin 38^\circ - \cos 52^\circ$ 20. $\tan 12^\circ - \cot 78^\circ$ 21. $\frac{\cos 10^\circ}{\sin 80^\circ}$ 22. $\frac{\cos 40^\circ}{\sin 50^\circ}$
23. $1 - \cos^2 20^\circ - \cos^2 70^\circ$ 24. $1 + \tan^2 5^\circ - \csc^2 85^\circ$ 25. $\tan 20^\circ - \frac{\cos 70^\circ}{\cos 20^\circ}$ 26. $\cot 40^\circ - \frac{\sin 50^\circ}{\sin 40^\circ}$
27. $\cos 35^\circ \sin 55^\circ + \sin 35^\circ \cos 55^\circ$ 28. $\sec 35^\circ \csc 55^\circ - \tan 35^\circ \cot 55^\circ$

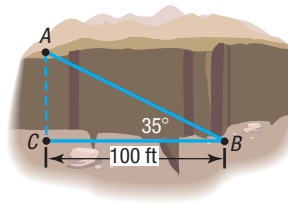
In Problems 29–42, use the right triangle shown below. Then, using the given information, solve the triangle.



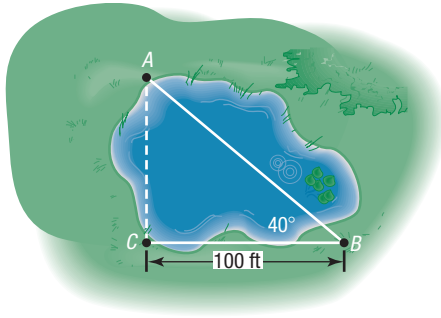
29. $b = 5$, $B = 20^\circ$; find a , c , and A
30. $b = 4$, $B = 10^\circ$; find a , c , and A
31. $a = 6$, $B = 40^\circ$; find b , c , and A
32. $a = 7$, $B = 50^\circ$; find b , c , and A
33. $b = 4$, $A = 10^\circ$; find a , c , and B
34. $b = 6$, $A = 20^\circ$; find a , c , and B
35. $a = 5$, $A = 25^\circ$; find b , c , and B
36. $a = 6$, $A = 40^\circ$; find b , c , and B
37. $c = 9$, $B = 20^\circ$; find b , a , and A
38. $c = 10$, $A = 40^\circ$; find b , a , and B
39. $a = 5$, $b = 3$; find c , A , and B
40. $a = 2$, $b = 8$; find c , A , and B
41. $a = 2$, $c = 5$; find b , A , and B
42. $b = 4$, $c = 6$; find a , A , and B

Applications and Extensions

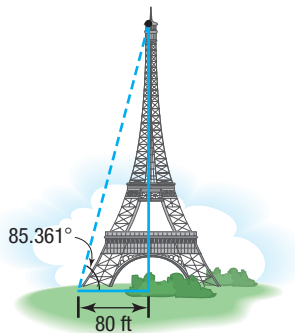
43. **Geometry** The hypotenuse of a right triangle is 5 inches. If one leg is 2 inches, find the degree measure of each angle.
44. **Geometry** The hypotenuse of a right triangle is 3 feet. If one leg is 1 foot, find the degree measure of each angle.
45. **Geometry** A right triangle has a hypotenuse of length 8 inches. If one angle is 35° , find the length of each leg.
46. **Geometry** A right triangle has a hypotenuse of length 10 centimeters. If one angle is 40° , find the length of each leg.
47. **Geometry** A right triangle contains a 25° angle.
 (a) If one leg is of length 5 inches, what is the length of the hypotenuse?
 (b) There are two answers. How is this possible?
48. **Geometry** A right triangle contains an angle of $\frac{\pi}{8}$ radian.
 (a) If one leg is of length 3 meters, what is the length of the hypotenuse?
 (b) There are two answers. How is this possible?
49. **Finding the Width of a Gorge** Find the distance from A to C across the gorge illustrated in the figure.



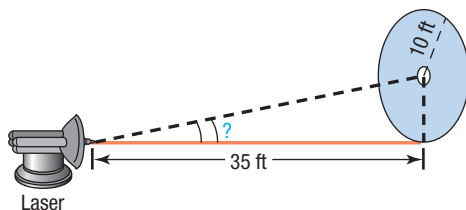
- 50. Finding the Distance across a Pond** Find the distance from A to C across the pond illustrated in the figure.



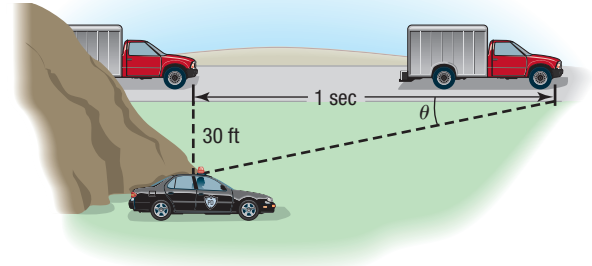
- 51. The Eiffel Tower** The tallest tower built before the era of television masts, the Eiffel Tower was completed on March 31, 1889. Find the height of the Eiffel Tower (before a television mast was added to the top) using the information given in the figure.



- 52. Finding the Distance of a Ship from Shore** A person in a small boat, offshore from a vertical cliff known to be 100 feet in height, takes a sighting of the top of the cliff. If the angle of elevation is found to be 25° , how far offshore is the boat?
- 53. Finding the Distance to a Plateau** Suppose that you are headed toward a plateau 50 meters high. If the angle of elevation to the top of the plateau is 20° , how far are you from the base of the plateau?
- 54. Finding the Reach of a Ladder** A 22-foot extension ladder leaning against a building makes a 70° angle with the ground. How far up the building does the ladder touch?
- 55. Finding the Angle of Elevation of the Sun** At 10 AM on April 26, 2019, a building 300 feet high cast a shadow 50 feet long. What was the angle of elevation of the Sun?
- 56. Directing a Laser Beam** A laser beam is to be directed through a small hole in the center of a circle of radius 10 feet. The origin of the beam is 35 feet from the circle (see the figure). At what angle of elevation should the beam be aimed to ensure that it goes through the hole?

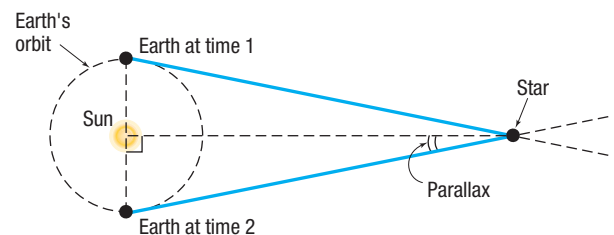


- 57. Finding the Speed of a Truck** A state trooper is hidden 30 feet from a highway. One second after a truck passes, the angle θ between the highway and the line of observation from the patrol car to the truck is measured. See the figure.



- (a) If the angle measures 15° , how fast is the truck traveling? Express the answer in feet per second and in miles per hour.
- (b) If the angle measures 20° , how fast is the truck traveling? Express the answer in feet per second and in miles per hour.
- (c) If the speed limit is 55 miles per hour and a speeding ticket is issued for speeds of 5 miles per hour or more over the limit, for what angles should the trooper issue a ticket?

- 58. Security** A security camera in a neighborhood bank is mounted on a wall 9 feet above the floor. What angle of depression should be used if the camera is to be directed to a spot 6 feet above the floor and 12 feet from the wall?
- 59. Parallax** One method of measuring the distance from Earth to a star is the parallax method. The idea behind computing this distance is to measure the angle formed between the Earth and the star at two different points in time. Typically, the measurements are taken so that the side opposite the angle is as large as possible. Therefore, the optimal approach is to measure the angle when Earth is on opposite sides of the Sun, as shown in the figure.



- (a) Proxima Centauri is 4.22 light-years from Earth. If 1 light-year is about 5.9 trillion miles, how many miles is Proxima Centauri from Earth?
- (b) The mean distance from Earth to the Sun is 93,000,000 miles. What is the parallax of Proxima Centauri?

60. Parallax See Problem 59. The star 61 Cygni, sometimes called Bessel's Star (after Friedrich Bessel, who measured the distance from Earth to the star in 1838), is a star in the constellation Cygnus.

- (a) 61 Cygni is 11.14 light-years from Earth. If 1 light-year is about 5.9 trillion miles, how many miles is 61 Cygni from Earth?
- (b) The mean distance from Earth to the Sun is 93,000,000 miles. What is the parallax of 61 Cygni?

61. Washington Monument The angle of elevation of the Sun is 35.1° at the instant the shadow cast by the Washington Monument is 789 feet long. Use this information to calculate the height of the monument.

62. Finding the Length of a Mountain Trail A straight trail with an inclination of 17° leads from a hotel at an elevation of 9000 feet to a mountain lake at an elevation of 11,200 feet. What is the length of the trail?

63. Finding the Bearing of an Aircraft A DC-9 aircraft leaves Midway Airport from runway 4 RIGHT, whose bearing is $N40^\circ E$. After flying for $\frac{1}{2}$ mile, the pilot requests permission to turn 90° and head toward the southeast. The permission is granted. After the airplane goes 1 mile in this direction, what bearing should the control tower use to locate the aircraft?

64. Finding the Bearing of a Ship A ship leaves the port of Miami with a bearing of $S80^\circ E$ and a speed of 15 knots. After 1 hour, the ship turns 90° toward the south. After 2 hours, maintaining the same speed, what is the bearing to the ship from port?

65. Niagara Falls Incline Railway Situated between Portage Road and the Niagara Parkway directly across from the Canadian Horseshoe Falls, the Falls Incline Railway is a funicular that carries passengers up an embankment to Table Rock Observation Point. If the length of the track is 51.8 meters and the angle of inclination is $36^\circ 2'$, determine the height of the embankment.

Source: www.niagaraparks.com

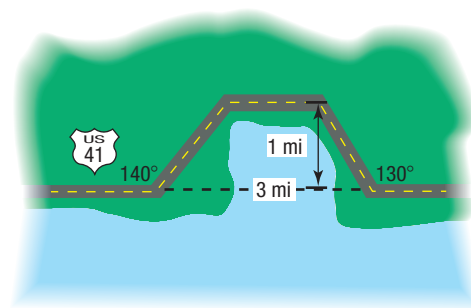
66. Willis Tower Willis Tower in Chicago is the second tallest building in the United States and is topped by a high antenna. A surveyor on the ground makes the following measurements:

- The angle of elevation from his position to the top of the building is 34° .
 - The distance from his position to the top of the building is 2595 feet.
 - The distance from his position to the top of the antenna is 2760 feet.
- (a) How far away from the (base of the) building is the surveyor located?
- (b) How tall is the building?
- (c) What is the angle of elevation from the surveyor to the top of the antenna?
- (d) How tall is the antenna?

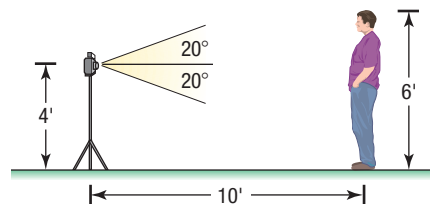
Source: Council on Tall Buildings and Urban Habitat

67. Constructing a Highway A highway whose primary directions are north–south is being constructed along the west coast of Florida. Near Naples, a bay obstructs the straight path of the road. Since the cost of a bridge is prohibitive, engineers decide to go around the bay. The figure

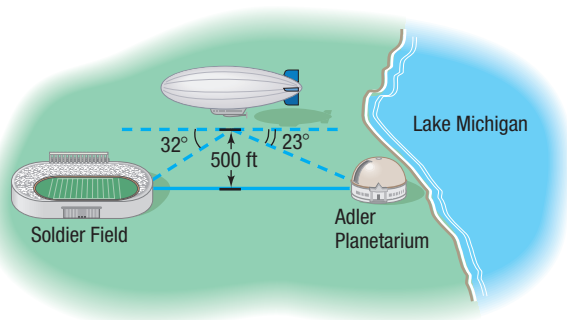
shows the path that they decide on and the measurements taken. What is the length of highway needed to go around the bay?



68. Photography A camera is mounted on a tripod 4 feet high at a distance of 10 feet from George, who is 6 feet tall. See the figure. If the camera lens has angles of depression and elevation of 20° , will George's feet and head be seen by the lens? If not, how far back will the camera need to be moved to include George's feet and head?



69. Finding the Distance between Two Objects A blimp, suspended in the air at a height of 500 feet, lies directly over a line from Soldier Field to the Adler Planetarium on Lake Michigan (see the figure). If the angle of depression from the blimp to the stadium is 32° and from the blimp to the planetarium is 23° , find the distance between Soldier Field and the Adler Planetarium.



70. Hot-Air Balloon While taking a ride in a hot-air balloon in Napa Valley, Francisco wonders how high he is. To find out, he chooses a landmark that is to the east of the balloon and measures the angle of depression to be 54° . A few minutes later, after traveling 100 feet east, the angle of depression to the same landmark is determined to be 61° . Use this information to determine the height of the balloon.

71. Mt. Rushmore To measure the height of Lincoln's caricature on Mt. Rushmore, two sightings 800 feet from the base of the mountain are taken. If the angle of elevation to the bottom of Lincoln's face is 32° and the angle of elevation to the top is 35° , what is the height of Lincoln's face?

72. The CN Tower The CN Tower, located in Toronto, Canada, is the tallest structure in the Americas. While visiting Toronto, a tourist wondered what the height of the tower above the top of the Sky Pod is. While standing 4000 feet from the tower, she measured the angle to the top of the Sky Pod to be 20.1° . At this same distance, the angle of elevation to the top of the tower was found to be 24.4° . Use this information to determine the height of the tower above the Sky Pod.

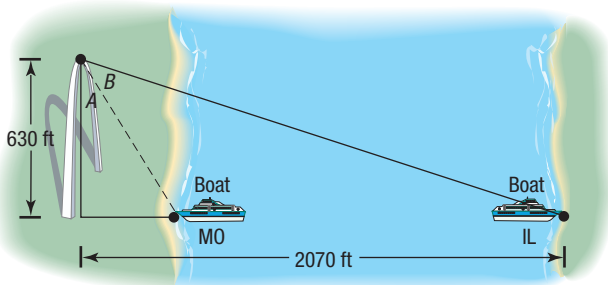


73. Chicago Skyscrapers The angle of inclination from the base of the John Hancock Center to the top of the main structure of the Willis Tower is approximately 10.3° . If the main structure of the Willis Tower is 1451 feet tall, how far apart are the two skyscrapers? Assume the bases of the two buildings are at the same elevation.

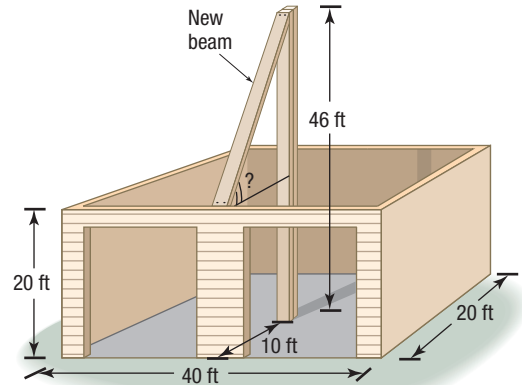
Source: www.emporis.com

74. Estimating the Width of the Mississippi River A tourist at the top of the Gateway Arch (height, 630 feet) in St. Louis, Missouri, observes a boat moored on the Illinois side of the Mississippi River 2070 feet directly across from the Arch. She also observes a boat moored on the Missouri side directly across from the first boat (see figure). Given that $B = \cot^{-1} \frac{67}{55}$, estimate the width of the Mississippi River at the St. Louis riverfront.

Source: U.S. Army Corps of Engineers

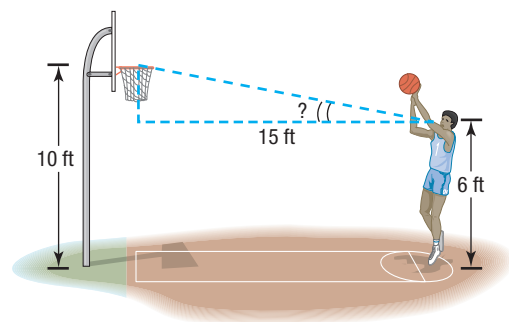


75. Finding the Pitch of a Roof A carpenter is preparing to put a roof on a garage that is 20 feet by 40 feet by 20 feet. A steel support beam 46 feet in length is positioned in the center of the garage. To support the roof, another beam will be attached to the top of the center beam (see the figure). At what angle of elevation is the new beam? In other words, what is the pitch of the roof?

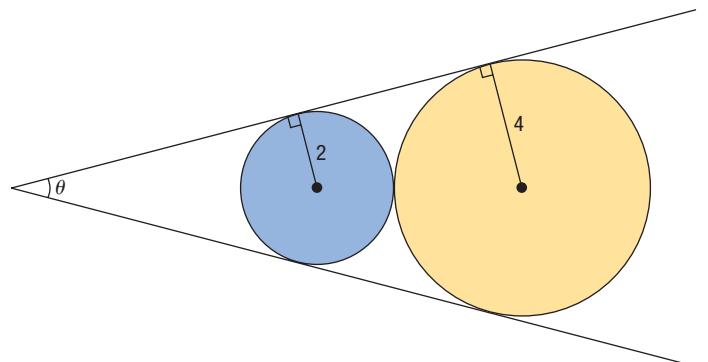


76. Shooting Free Throws in Basketball The eyes of a basketball player are 6 feet above the floor. The player is at the free-throw line, which is 15 feet from the center of the basket rim (see the figure). What is the angle of elevation from the player's eyes to the center of the rim?

[Hint: The rim is 10 feet above the floor.]



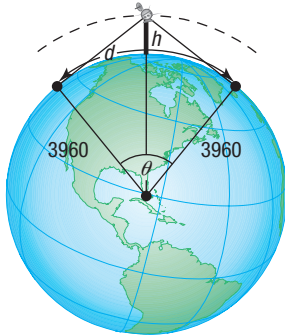
77. Geometry Find the value of the angle θ in degrees rounded to the nearest tenth of a degree.



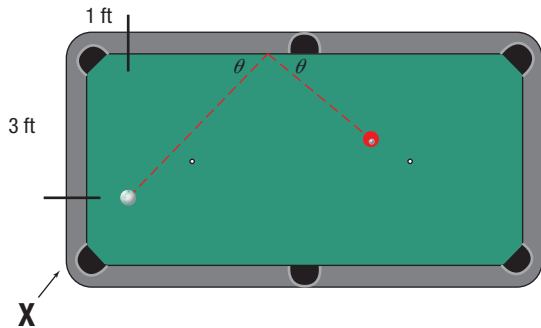
78. Surveillance Satellites A surveillance satellite circles Earth at a height of h miles above the surface. Suppose that d is the distance, in miles, on the surface of Earth that can be observed from the satellite. See the figure.



- (a) Find an equation that relates the central angle θ to the height h .
- (b) Find an equation that relates the observable distance d and h .
- (c) Find an equation that relates d and h .
- (d) If d is to be 2500 miles, how high must the satellite orbit above Earth?
- (e) If the satellite orbits at a height of 300 miles, what distance d on the surface can be observed?

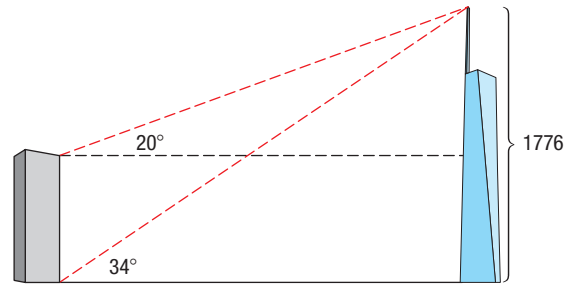


79. Calculating Pool Shots A pool player located at **X** wants to shoot the white ball off the top cushion and hit the red ball dead center. He knows from physics that the white ball will come off a cushion at the same angle as that at which it hit the cushion. If the deflection angle, θ , is 52° , where on the top cushion should he hit the white ball?



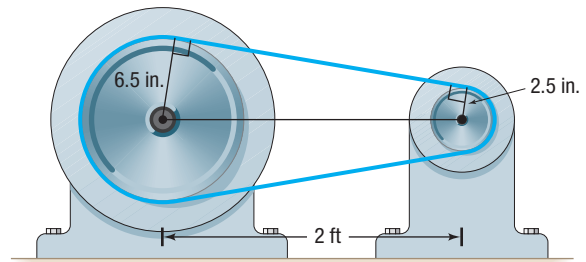
80. One World Trade Center One World Trade Center (1WTC) is the centerpiece of the rebuilding of the World Trade Center in New York City. The tower is 1776 feet tall (including its spire). The angle of elevation from the base of an office

building to the tip of the spire is 34° . The angle of elevation from the helipad on the roof of the office building to the tip of the spire is 20° .

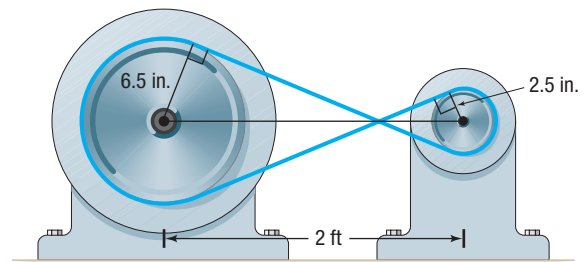


- (a) How far away is the office building from One World Trade Center? Assume the side of the tower is vertical. Round to the nearest foot.
- (b) How tall is the office building? Round to the nearest foot.

81. Challenge Problem Drive Wheel of an Engine The drive wheel of an engine is 13 inches in diameter, and the pulley on the rotary pump is 5 inches in diameter. If the shafts of the drive wheel and the pulley are 2 feet apart, what length of belt is required to join them as shown in the figure?



82. Challenge Problem Rework Problem 81 if the belt is crossed, as shown in the figure.



Explaining Concepts: Discussion and Writing

- 83.** Explain how you would measure the width of the Grand Canyon from a point on its ridge.
- 84.** Explain how you would measure the height of a TV tower that is on the roof of a tall building.
- 85. The Gibb's Hill Lighthouse, Southampton, Bermuda** In operation since 1846, the Gibb's Hill Lighthouse stands

117 feet high on a hill 245 feet high, so its beam of light is 362 feet above sea level. A brochure states that ships 40 miles away can see the light and planes flying at 10,000 feet can see it 120 miles away. Verify the accuracy of these statements. What assumption did the brochure make about the height of the ship?

Retain Your Knowledge

Problems 86–95 are based on material learned earlier in the course. The purpose of these problems is to keep the material fresh in your mind so that you are better prepared for the final exam.

86. Determine whether $x - 3$ is a factor of $x^4 + 2x^3 - 21x^2 + 19x - 3$.

87. Find the exact value of $\sin \frac{\pi}{12}$.

88. If $f(x) = \sqrt{x}$, find $\frac{f(x) - f(4)}{x - 4}$, for $x = 5, 4.5$, and 4.1 .

Round results to three decimal places.

89. Solve $2 \sin^2 \theta - \sin \theta + 5 = 6$ for $0 \leq \theta < 2\pi$.

90. If the two triangles shown are similar, find x .



91. If a 4th degree polynomial function with real coefficients has zeros of 2, 7, and $3 - \sqrt{5}$, what is the remaining zero?

92. Simplify $\frac{(e^{2x} - 1)^2 + (2e^x)^2}{(e^{2x} + 1)^2}$.

93. What is the remainder when $P(x) = 2x^4 - 3x^3 - x + 7$ is divided by $x + 2$?

94. Write the equation of a circle with radius $r = \sqrt{5}$ and center $(-4, 0)$ in standard form.

95. Find the domain of $g(x) = 3|x^2 - 1| - 5$.

'Are You Prepared?' Answers

1. 4 2. 26.6° 3. 30°

8.2 The Law of Sines

PREPARING FOR THIS SECTION Before getting started, review the following:

- Trigonometric Equations (Section 7.3, pp. 469–474)
- Difference Formula for the Sine Function (Section 7.5, p. 490)
- Geometry Essentials (Section A.2, pp. A14–A19)
- Approximating the Value of a Trigonometric Function (Section 6.2, p. 385)
- Approximating the Value of an Inverse Trigonometric Function (Section 7.2, pp. 464–465)

 **Now Work** the 'Are You Prepared?' problems on page 542.

OBJECTIVES 1 Solve SAA or ASA Triangles (p. 536)

2 Solve SSA Triangles (p. 537)

3 Solve Applied Problems (p. 539)

If none of the angles of a triangle is a right angle, the triangle is called **oblique**. An oblique triangle will have either three acute angles or two acute angles and one obtuse angle (an angle measuring between 90° and 180°). See Figure 18.

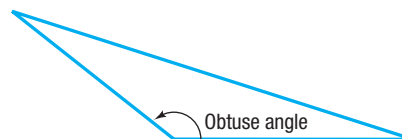


Figure 18 (a) All angles are acute

(b) Two acute angles and one obtuse angle

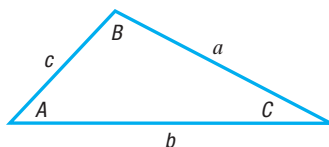


Figure 19 Oblique triangle

In the discussion that follows, an oblique triangle is always labeled so that side a is opposite angle A , side b is opposite angle B , and side c is opposite angle C , as shown in Figure 19.

WARNING Oblique triangles cannot be solved using the methods of Section 8.1. Do you know why? ■

To **solve an oblique triangle** means to find the lengths of its sides and the measures of its angles. To do this, we need to know the length of one side,* along with (i) two angles, (ii) one angle and one other side, or (iii) the other two sides. There are four possibilities to consider.

CASE 1: One side and two angles are known (ASA or SAA).

CASE 2: Two sides and the angle opposite one of them are known (SSA).

CASE 3: Two sides and the included angle are known (SAS).

CASE 4: Three sides are known (SSS).

Figure 20 illustrates the four cases, where the known measurements are shown in blue.

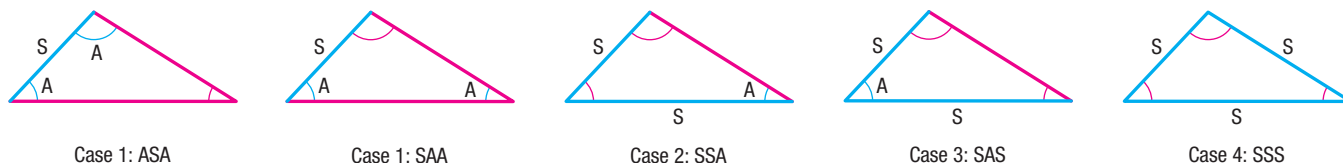


Figure 20

The **Law of Sines** is used to solve triangles for which Case 1 or 2 holds. Cases 3 and 4 are considered when we study the Law of Cosines in the next section.

THEOREM Law of Sines

For a triangle with sides a, b, c and opposite angles A, B, C , respectively,

$$\frac{\sin A}{a} = \frac{\sin B}{b} = \frac{\sin C}{c} \quad (1)$$

A proof of the Law of Sines is given at the end of this section. The Law of Sines actually consists of three equalities:

$$\frac{\sin A}{a} = \frac{\sin B}{b} \quad \frac{\sin A}{a} = \frac{\sin C}{c} \quad \frac{\sin B}{b} = \frac{\sin C}{c}$$

Formula (1) is a compact way to write these three equations.

Typically, to solve triangles with the Law of Sines, we use the fact that the sum of the angles of any triangle equals 180° ; that is,

$$A + B + C = 180^\circ \quad (2)$$

1 Solve SAA or ASA Triangles

The first two examples show how to solve a triangle when one side and two angles are known (Case 1: SAA or ASA).

EXAMPLE 1

Using the Law of Sines to Solve an SAA Triangle

Solve the triangle: $A = 40^\circ$, $B = 60^\circ$, $a = 4$

Solution

Figure 21 shows the triangle to be solved. The third angle C is found using formula (2).

$$\begin{aligned} A + B + C &= 180^\circ \\ 40^\circ + 60^\circ + C &= 180^\circ \\ C &= 80^\circ \end{aligned}$$

*The length of one side must be known because knowing only the angles results in a family of *similar triangles*.

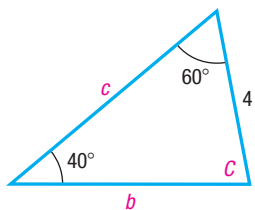


Figure 21

NOTE Although it is not a complete check, the reasonableness of answers can be verified by determining whether the longest side is opposite the largest angle and the shortest side is opposite the smallest angle. ■

Now use the Law of Sines (twice) to find the unknown sides b and c .

$$\frac{\sin A}{a} = \frac{\sin B}{b} \quad \frac{\sin A}{a} = \frac{\sin C}{c}$$

Because $a = 4$, $A = 40^\circ$, $B = 60^\circ$, and $C = 80^\circ$, we have

$$\frac{\sin 40^\circ}{4} = \frac{\sin 60^\circ}{b} \quad \frac{\sin 40^\circ}{4} = \frac{\sin 80^\circ}{c}$$

Solving for b and c yields

$$b = \frac{4 \sin 60^\circ}{\sin 40^\circ} \approx 5.39 \quad c = \frac{4 \sin 80^\circ}{\sin 40^\circ} \approx 6.13$$

Notice in Example 1 that b and c are found by working with the given side a . This is better than finding b first and working with a rounded value of b to find c .

 **Now Work** PROBLEM 11

EXAMPLE 2

Using the Law of Sines to Solve an ASA Triangle

Solve the triangle: $A = 35^\circ$, $B = 15^\circ$, $c = 5$

Solution

Figure 22 illustrates the triangle to be solved. Two angles are known ($A = 35^\circ$ and $B = 15^\circ$). Find the third angle using formula (2):

$$A + B + C = 180^\circ$$

$$35^\circ + 15^\circ + C = 180^\circ$$

$$C = 130^\circ$$

Now the three angles and one side ($c = 5$) of the triangle are known. To find the remaining two sides a and b , use the Law of Sines (twice).

$$\frac{\sin A}{a} = \frac{\sin C}{c}$$

$$\frac{\sin B}{b} = \frac{\sin C}{c}$$

$$\frac{\sin 35^\circ}{a} = \frac{\sin 130^\circ}{5}$$

$$\frac{\sin 15^\circ}{b} = \frac{\sin 130^\circ}{5}$$

$$a = \frac{5 \sin 35^\circ}{\sin 130^\circ} \approx 3.74$$

$$b = \frac{5 \sin 15^\circ}{\sin 130^\circ} \approx 1.69$$

 **Now Work** PROBLEM 25

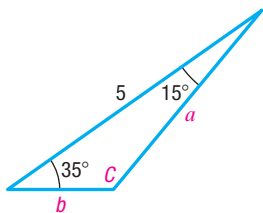
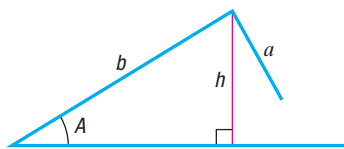


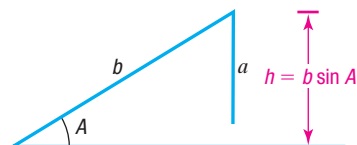
Figure 22

2 Solve SSA Triangles

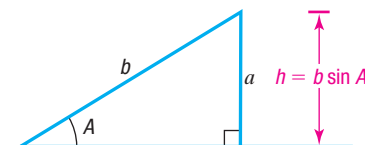
Case 2 (SSA), which describes triangles for which two sides and the angle opposite one of them are known, is referred to as the **ambiguous case**, because the known information may result in one triangle, two triangles, or no triangle at all. Suppose that sides a and b and angle A are given, as illustrated in Figure 23. The key to determining how many triangles, if any, can be formed from the given information lies primarily with the relative size of side a , the height h , and the fact that $h = b \sin A$.

Figure 23 $h = b \sin A$

No Triangle If $a < h = b \sin A$, then side a is not long enough to form a triangle. See Figure 24.

Figure 24 $a < h = b \sin A$

One Right Triangle If $a = h = b \sin A$, then side a is just long enough to form one right triangle. See Figure 25.

Figure 25 $a = h = b \sin A$

Two Triangles If $h = b \sin A < a$ and $a < b$, then two distinct triangles can be formed from the given information. See Figure 26.

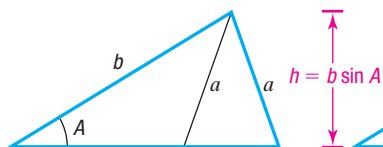


Figure 26 $b \sin A < a$
and $a < b$

One Triangle If $a \geq b$, only one triangle can be formed. See Figure 27.



Figure 27 $a \geq b$

Fortunately, it is not necessary to rely on a figure or on complicated relationships to draw the correct conclusion in the ambiguous case. The Law of Sines leads us to the correct determination. Let's see how.

EXAMPLE 3

Using the Law of Sines to Solve an SSA Triangle (No Solution)

Solve the triangle: $a = 2$, $c = 1$, $C = 50^\circ$

Solution

Because $a = 2$, $c = 1$, and $C = 50^\circ$ are known, use the Law of Sines to find the angle A .

$$\frac{\sin A}{a} = \frac{\sin C}{c}$$

$$\frac{\sin A}{2} = \frac{\sin 50^\circ}{1}$$

$$\sin A = 2 \sin 50^\circ \approx 1.53$$

Since there is no angle A for which $\sin A > 1$, there is no triangle with the given measurements. Figure 28 illustrates the measurements given. Note that no matter how side c is positioned, it will never touch side b to form a triangle.

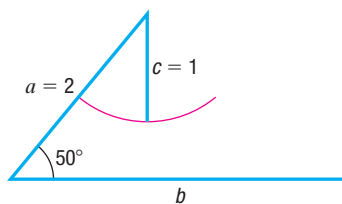


Figure 28

EXAMPLE 4

Using the Law of Sines to Solve an SSA Triangle (One Solution)

Solve the triangle: $a = 3$, $b = 2$, $A = 40^\circ$

Solution

See Figure 29(a). Because $a = 3$, $b = 2$, and $A = 40^\circ$ are known, use the Law of Sines to find the angle B .

$$\frac{\sin A}{a} = \frac{\sin B}{b}$$

Then

$$\frac{\sin 40^\circ}{3} = \frac{\sin B}{2}$$

$$\sin B = \frac{2 \sin 40^\circ}{3} \approx 0.43$$

There are two angles B , $0^\circ < B < 180^\circ$, for which $\sin B \approx 0.43$.

$$B_1 \approx 25.4^\circ \quad \text{and} \quad B_2 \approx 180^\circ - 25.4^\circ = 154.6^\circ$$

The angle $B_2 \approx 154.6^\circ$ is discarded because the sum of the angles in a triangle must equal 180° , but $A + B_2 \approx 40^\circ + 154.6^\circ = 194.6^\circ > 180^\circ$. Using $B_1 \approx 25.4^\circ$ gives

$$C = 180^\circ - A - B_1 \approx 180^\circ - 40^\circ - 25.4^\circ = 114.6^\circ$$

NOTE The angle B_1 was determined by finding the value of $\sin^{-1}\left(\frac{2 \sin 40^\circ}{3}\right)$. Using the rounded value and evaluating $\sin^{-1}(0.43)$ will yield a slightly different result. ■

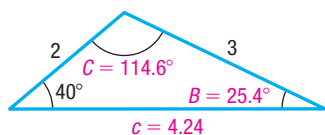


Figure 29(b)

The third side c can now be determined using the Law of Sines.

$$\begin{aligned}\frac{\sin A}{a} &= \frac{\sin C}{c} \\ \frac{\sin 40^\circ}{2} &= \frac{\sin 114.6^\circ}{c} \\ c &= \frac{2 \sin 114.6^\circ}{\sin 40^\circ} \approx 4.24\end{aligned}$$

Figure 29(b) illustrates the solved triangle.

EXAMPLE 5**Using the Law of Sines to Solve an SSA Triangle (Two Solutions)**

Solve the triangle: $a = 6$, $b = 8$, $A = 35^\circ$

Solution

Because $a = 6$, $b = 8$, and $A = 35^\circ$ are known, use the Law of Sines to find the angle B .

$$\frac{\sin A}{a} = \frac{\sin B}{b}$$

Then

$$\begin{aligned}\frac{\sin 35^\circ}{6} &= \frac{\sin B}{8} \\ \sin B &= \frac{8 \sin 35^\circ}{6} \approx 0.76\end{aligned}$$

$$B_1 \approx 49.9^\circ \quad \text{or} \quad B_2 \approx 180^\circ - 49.9^\circ = 130.1^\circ$$

Both choices of B result in $A + B < 180^\circ$. There are two triangles, one containing the angle $B_1 \approx 49.9^\circ$ and the other containing the angle $B_2 \approx 130.1^\circ$. See Figure 30(a).

The third angle C is either

$$\begin{aligned}C_1 = 180^\circ - A - B_1 &\approx 95.1^\circ & \text{or} & & C_2 = 180^\circ - A - B_2 &\approx 14.9^\circ \\ & \uparrow & & & \uparrow & \\ & A = 35^\circ; B_1 = 49.9^\circ & & & A = 35^\circ; B_2 = 130.1^\circ\end{aligned}$$

Now, use the Law of Sines to find the third side c .

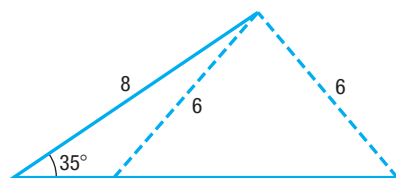


Figure 30(a)

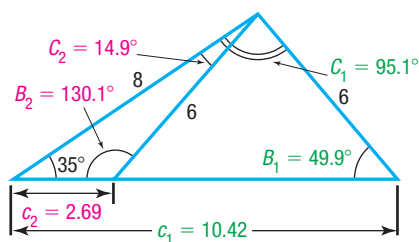


Figure 30(b)

$$\begin{aligned}\frac{\sin A}{a} &= \frac{\sin C_1}{c_1} & \frac{\sin A}{a} &= \frac{\sin C_2}{c_2} \\ \frac{\sin 35^\circ}{6} &= \frac{\sin 95.1^\circ}{c_1} & \frac{\sin 35^\circ}{6} &= \frac{\sin 14.9^\circ}{c_2} \\ c_1 &= \frac{6 \sin 95.1^\circ}{\sin 35^\circ} \approx 10.42 & c_2 &= \frac{6 \sin 14.9^\circ}{\sin 35^\circ} \approx 2.69\end{aligned}$$

The two solved triangles are illustrated in Figure 30(b).

 **Now Work** PROBLEMS 27 AND 33

**3 Solve Applied Problems****EXAMPLE 6****Finding the Height of a Mountain**

To measure the height of a mountain, a surveyor takes two sightings of the peak at a distance 900 meters apart on a direct line to the mountain.* See Figure 31(a) on the next page. The first observation results in an angle of elevation of 47° , and the second results in an angle of elevation of 35° . If the transit is 2 meters high, what is the height h of the mountain?

*For simplicity, assume that these sightings are at the same level.

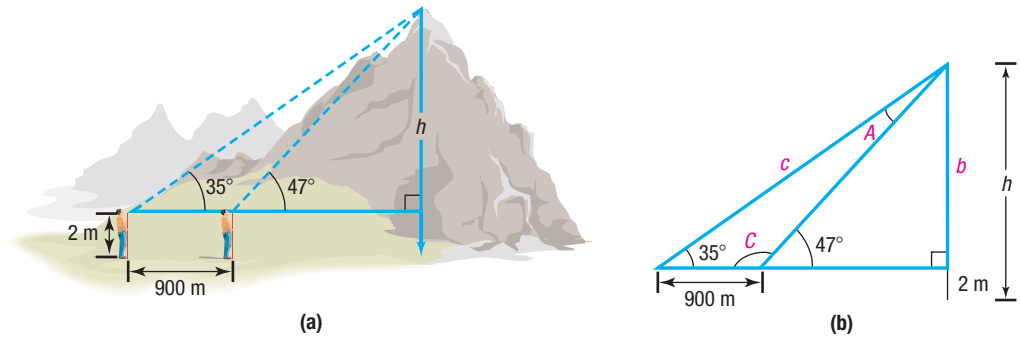


Figure 31

Solution

Figure 31(b) shows the triangles that model the situation in Figure 31(a). Since $C + 47^\circ = 180^\circ$, this means that $C = 133^\circ$. Also, since $A + C + 35^\circ = 180^\circ$, this means that $A = 180^\circ - 35^\circ - C = 145^\circ - 133^\circ = 12^\circ$. Use the Law of Sines to find c .

$$\frac{\sin A}{a} = \frac{\sin C}{c} \quad \mathbf{A = 12^\circ, C = 133^\circ, a = 900}$$

$$c = \frac{900 \sin 133^\circ}{\sin 12^\circ} \approx 3165.86$$

Using the larger right triangle gives

$$\sin 35^\circ = \frac{b}{c}$$

$$b = 3165.86 \sin 35^\circ \approx 1815.86 \approx 1816 \text{ meters}$$

The height of the peak from ground level is approximately $1816 + 2 = 1818$ meters.

Now Work PROBLEM 39

EXAMPLE 7
Rescue at Sea

Coast Guard Station Zulu is located 120 miles due west of Station X-ray. A ship at sea sends an SOS call that is received by each station. The call to Station Zulu indicates that the bearing of the ship from Zulu is $N40^\circ E$ (40° east of north). The call to Station X-ray indicates that the bearing of the ship from X-ray is $N30^\circ W$ (30° west of north).

- How far is each station from the ship?
- If a helicopter capable of flying 200 miles per hour is dispatched from the nearest station to the ship, how long will it take to reach the ship?

Solution

- Figure 32 illustrates the situation. The angle C is found to be

$$C = 180^\circ - 50^\circ - 60^\circ = 70^\circ$$

The Law of Sines can now be used to find the two distances a and b that are needed.

$$\frac{\sin 50^\circ}{a} = \frac{\sin 70^\circ}{120}$$

$$a = \frac{120 \sin 50^\circ}{\sin 70^\circ} \approx 97.82 \text{ miles}$$

$$\frac{\sin 60^\circ}{b} = \frac{\sin 70^\circ}{120}$$

$$b = \frac{120 \sin 60^\circ}{\sin 70^\circ} \approx 110.59 \text{ miles}$$

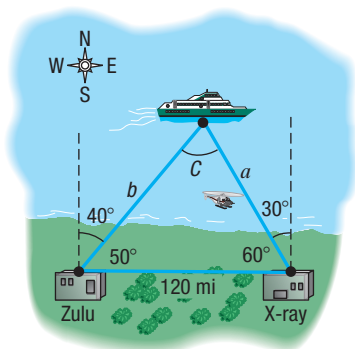


Figure 32

Station Zulu is about 111 miles from the ship, and Station X-ray is about 98 miles from the ship.

- (b) The time t needed for the helicopter to reach the ship from Station X-ray is found by using the formula

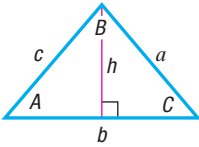
$$(\text{Rate}, r) (\text{Time}, t) = \text{Distance}, a$$

Then

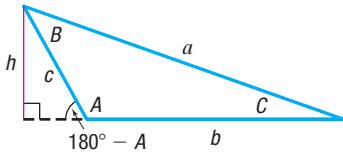
$$t = \frac{a}{r} = \frac{97.82}{200} \approx 0.49 \text{ hour} \approx 29 \text{ minutes}$$

It will take about 29 minutes for the helicopter to reach the ship. J

 **Now Work** PROBLEM 49



(a)



(b)

Figure 33

Proof of the Law of Sines To prove the Law of Sines, construct an altitude of length h from one of the vertices of a triangle. Figure 33(a) shows h for a triangle with three acute angles, and Figure 33(b) shows h for a triangle with an obtuse angle. In each case, the altitude is drawn from the vertex at B . Using either figure

$$\sin C = \frac{h}{a}$$

from which

$$h = a \sin C \quad (3)$$

From Figure 33(a), it also follows that

$$\sin A = \frac{h}{c}$$

from which

$$h = c \sin A \quad (4)$$

From Figure 33(b), it follows that

$$\begin{aligned} \sin(180^\circ - A) &= \sin A = \frac{h}{c} \\ \sin(180^\circ - A) &= \sin 180^\circ \cos A - \cos 180^\circ \sin A = \sin A \end{aligned}$$

which again gives

$$h = c \sin A$$

So, whether the triangle has three acute angles or has two acute angles and one obtuse angle, equations (3) and (4) hold. As a result, the expressions for h in equations (3) and (4) are equal. That is,

$$a \sin C = c \sin A$$

from which

$$\frac{\sin A}{a} = \frac{\sin C}{c} \quad (5)$$

In a similar manner, constructing the altitude h' from the vertex of angle A , as shown in Figure 34, reveals that

$$\sin B = \frac{h'}{c} \quad \text{and} \quad \sin C = \frac{h'}{b}$$

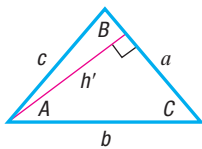
Equating the expressions for h' gives

$$h' = c \sin B = b \sin C$$

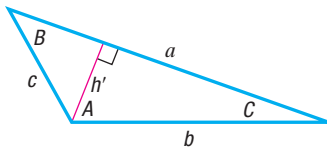
from which

$$\frac{\sin B}{b} = \frac{\sin C}{c} \quad (6)$$

When equations (5) and (6) are combined, the result is the Law of Sines. ■



(a)



(b)

Figure 34

8.2 Assess Your Understanding

'Are You Prepared?' Answers are given at the end of these exercises. If you get a wrong answer, read the pages listed in red.

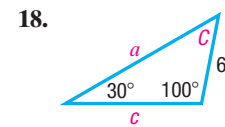
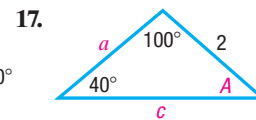
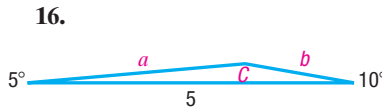
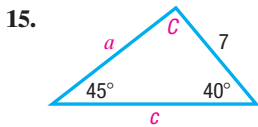
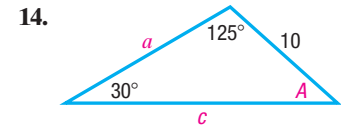
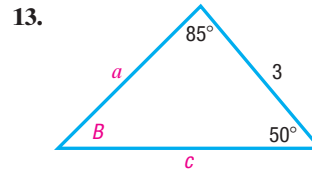
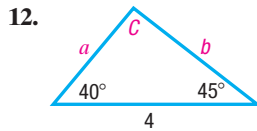
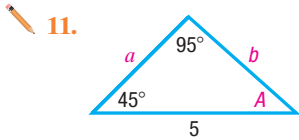
- The difference formula for the sine function is $\sin(A - B) = \underline{\hspace{2cm}}$. (p. 490)
- Solve $\sin A = \frac{1}{2}$ if $0 \leq A \leq \pi$. (pp. 469–472)
- Approximate $\sin 40^\circ$ and $\sin 80^\circ$. (p. 385)
- Approximate $\sin^{-1} 0.76$. Express the answer in degrees. (pp. 464–465)

Concepts and Vocabulary

- Multiple Choice** If none of the angles of a triangle is a right angle, the triangle is called _____.
(a) oblique (b) obtuse (c) acute (d) scalene
- For a triangle with sides a, b, c and opposite angles A, B, C , the Law of Sines states that _____.
- Multiple Choice** If two angles of a triangle measure 48° and 93° , what is the measure of the third angle?
(a) 132° (b) 77° (c) 42° (d) 39°
- True or False** When two sides and an angle are given at least one triangle can be formed.
- True or False** The Law of Sines can be used to solve triangles where three sides are known.
- Triangles for which two sides and the angle opposite one of them are known (SSA) are referred to as the _____.

Skill Building

In Problems 11–18, solve each triangle.



In Problems 19–26, solve each triangle.

19. $A = 55^\circ$, $B = 25^\circ$, $a = 4$

20. $A = 50^\circ$, $C = 20^\circ$, $a = 3$

21. $B = 64^\circ$, $C = 47^\circ$, $b = 6$

22. $A = 70^\circ$, $B = 60^\circ$, $c = 4$

23. $A = 110^\circ$, $C = 30^\circ$, $c = 3$

24. $B = 10^\circ$, $C = 100^\circ$, $b = 2$

25. $A = 40^\circ$, $B = 40^\circ$, $c = 2$

26. $B = 20^\circ$, $C = 70^\circ$, $a = 1$

In Problems 27–38, two sides and an angle are given. Determine whether the given information results in one triangle, two triangles, or no triangle at all. Solve any resulting triangle(s).

27. $a = 3$, $b = 2$, $A = 50^\circ$

28. $b = 4$, $c = 3$, $B = 40^\circ$

29. $b = 9$, $c = 4$, $B = 115^\circ$

30. $a = 2$, $c = 1$, $A = 120^\circ$

31. $a = 7$, $b = 14$, $A = 30^\circ$

32. $b = 2$, $c = 3$, $B = 40^\circ$

33. $b = 4$, $c = 6$, $B = 20^\circ$

34. $a = 3$, $b = 7$, $A = 70^\circ$

35. $a = 8$, $c = 3$, $C = 125^\circ$

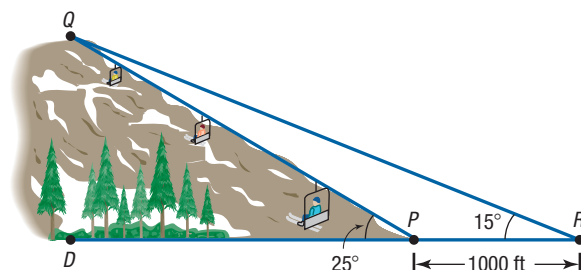
36. $b = 4$, $c = 5$, $B = 95^\circ$

37. $a = 7$, $c = 3$, $C = 12^\circ$

38. $b = 4$, $c = 5$, $B = 40^\circ$

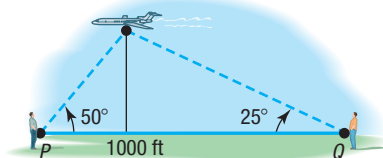
Applications and Extensions

39. **Finding the Length of a Ski Lift** Consult the figure. To find the length of the span of a proposed ski lift from P to Q , a surveyor measures $\angle DPQ$ to be 25° and then walks back a distance of 1000 feet to R and measures $\angle PRQ$ to be 15° . What is the distance from P to Q ?

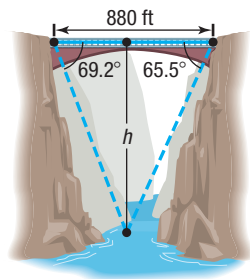


40. Finding the Height of a Mountain Use the figure in Problem 39 to find the height QD of the mountain.

41. Finding the Height of an Airplane An aircraft is spotted by two observers who are 1000 feet apart. As the airplane passes over the line joining them, each observer takes a sighting of the angle of elevation to the plane, as indicated in the figure. How high is the airplane?



42. Finding the Height of the Bridge over the Royal Gorge The highest bridge in the world is the bridge over the Royal Gorge of the Arkansas River in Colorado. Sightings to the same point at water level directly under the bridge are taken from each side of the 880-foot-long bridge, as indicated in the figure. How high is the bridge?



Source: Guinness Book of World Records

43. Land Dimensions A triangular plot of land has one side along a straight road measuring 200 feet. A second side makes a 50° angle with the road, and the third side makes a 43° angle with the road. How long are the other two sides?

44. Distance between Runners Two runners in a marathon determine that the angles of elevation of a news helicopter covering the race are 38° and 45° . If the helicopter is 1700 feet directly above the finish line, how far apart are the runners?

45. Landscaping Pat needs to determine the height of a tree before cutting it down to be sure that it will not fall on a nearby fence. The angle of elevation of the tree from one position on a flat path from the tree is 30° , and from a second position 40 feet farther along this path it is 20° . What is the height of the tree?

46. Construction A loading ramp 10 feet long that makes an angle of 18° with the horizontal is to be replaced by one that makes an angle of 12° with the horizontal. How long is the new ramp?

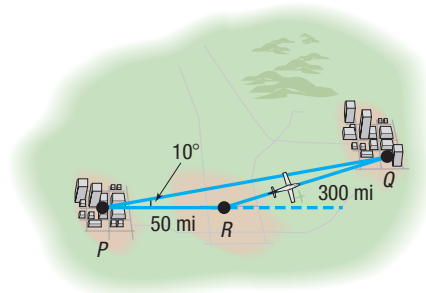
47. Commercial Navigation Adam must fly home to St. Louis from a business meeting in Oklahoma City. One flight option flies directly to St. Louis, a distance of about 461.1 miles. A second flight option flies first to Kansas City and then connects to St. Louis. The bearing from Oklahoma City to Kansas City is $N29.6^\circ E$, and the bearing from Oklahoma City to St. Louis is $N57.7^\circ E$. The bearing from St. Louis to Oklahoma City is $S57.7^\circ W$, and the bearing from St. Louis to Kansas City is $N79.4^\circ W$. How many more frequent flyer miles will Adam receive if he takes the connecting flight rather than the direct flight?

Source: www.landings.com

*On February 27, 1964, the government of Italy requested aid in preventing the tower from toppling. A multinational task force of engineers, mathematicians, and historians was assigned and met on the Azores islands to discuss stabilization methods. After over two decades of work on the subject, the tower was closed to the public in January 1990. During the time that the tower was closed, the bells were removed to relieve it of some weight, and cables were cinched around the third level and anchored several hundred meters away. Apartments and houses in the path of the tower were vacated for safety concerns. After a decade of corrective reconstruction and stabilization efforts, the tower was reopened to the public on December 15, 2001. Many methods were proposed to stabilize the tower, including the addition of 800 metric tons of lead counterweights to the raised end of the base. The final solution was to remove 38 cubic meters of soil from underneath the raised end. The tower has been declared stable for at least another 300 years.

Source: <https://www.history.com/this-day-in-history/leaning-tower-needs-help>

48. Time Lost to a Navigation Error In attempting to fly from city P to city Q , an aircraft followed a course that was 10° in error, as indicated in the figure. After flying a distance of 50 miles, the pilot corrected the course by turning at point R and flying 300 miles farther. If the constant speed of the aircraft was 250 miles per hour, how much time was lost due to the error?



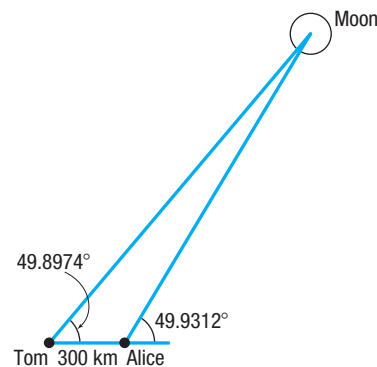
49. Rescue at Sea Coast Guard Station Able is located 150 miles due south of Station Baker. A ship at sea sends an SOS call that is received by each station. The call to Station Able indicates the bearing of the ship is $N55^\circ E$; the call to Station Baker indicates the bearing of the ship is $S60^\circ E$.

(a) How far is each station from the ship?

(b) If a helicopter capable of flying 200 miles per hour is dispatched from the station nearest the ship, how long will it take to reach the ship?

50. Distance to the Moon

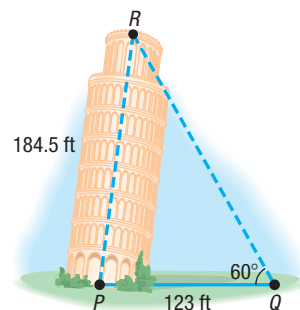
At exactly the same time, Tom and Alice measured the angle of elevation to the moon while standing exactly 300 km apart. The angle of elevation to the moon for Tom was 49.8974° , and the angle of elevation to the moon for Alice was 49.9312° . See the figure.



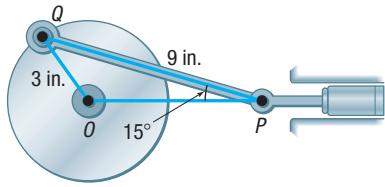
To the nearest 1000 km, how far was the moon from Earth when the measurements were obtained?

51. Finding the Lean of the Leaning Tower of Pisa

The famous Leaning Tower of Pisa was originally 184.5 feet high.* At a distance of 123 feet from the base of the tower, the angle of elevation to the top of the tower is found to be 60° . Find $\angle RPQ$ indicated in the figure. Also, find the perpendicular distance from R to PQ .

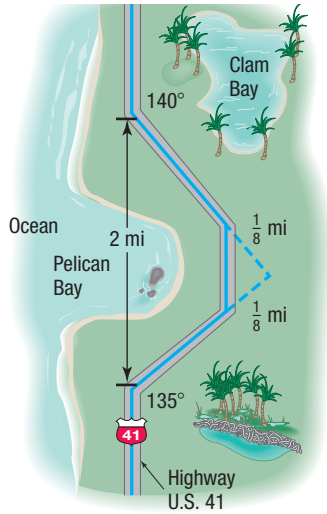


- 52. Crankshafts on Cars** On a certain automobile, the crankshaft is 3 inches long and the connecting rod is 9 inches long (see the figure). At the time when $\angle OPQ$ is 15° , how far is the piston (P) from the center (O) of the crankshaft?



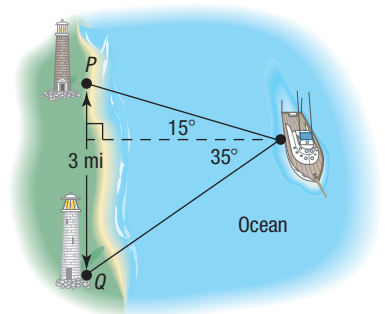
53. Constructing a Highway

U.S. 41, a highway whose primary direction is north–south, is being constructed along the west coast of Florida. Near Naples, a bay obstructs the straight path of the road. Since the cost of a bridge is prohibitive, engineers decide to go around the bay. The figure shows the path that they decide on and the measurements taken. What is the length of highway needed to go around the bay?

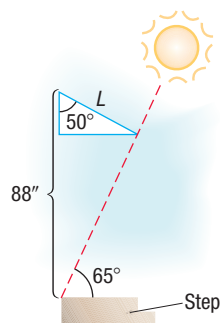


- 54. Calculating Distances at Sea** The navigator of a ship at sea spots two lighthouses that she knows to be 3 miles apart along a straight seashore. She determines that the angles formed between two line-of-sight observations of the lighthouses and the line from the ship directly to shore are 15° and 35° . See the figure.

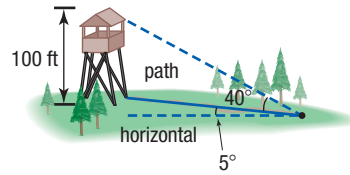
- (a) How far is the ship from lighthouse P ?
- (b) How far is the ship from lighthouse Q ?
- (c) How far is the ship from shore?



- 55. Designing an Awning** An awning that covers a sliding glass door that is 88 inches tall forms an angle of 50° with the wall. The purpose of the awning is to prevent sunlight from entering the house when the angle of elevation of the Sun is more than 65° . See the figure. Find the length L of the awning.

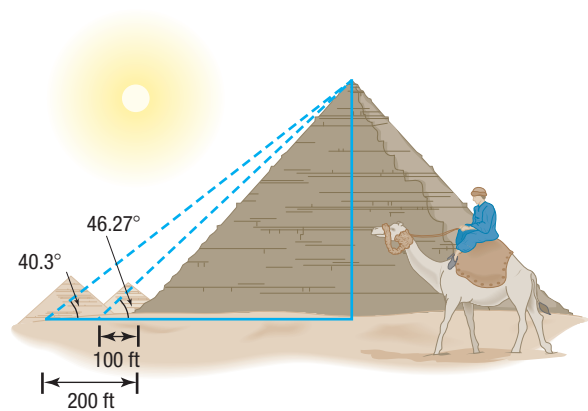


- 56. Finding Distances** A forest ranger is walking on a path inclined at 5° to the horizontal directly toward a 100-foot-tall fire observation tower. The angle of elevation from the path to the top of the tower is 40° . How far is the ranger from the tower at this time?



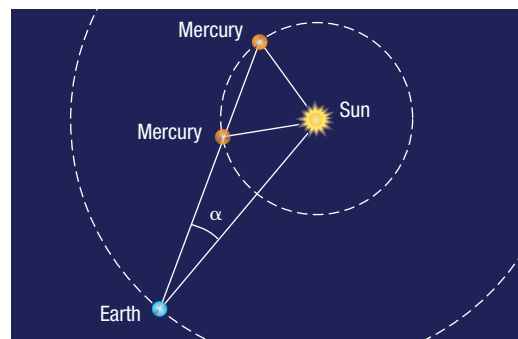
- 57. Great Pyramid of Cheops** One of the original Seven Wonders of the World, the Great Pyramid of Cheops was built about 2580 BC. Its original height was 480 feet 11 inches, but owing to the loss of its topmost stones, it is now shorter. Find the current height of the Great Pyramid using the information given in the figure.

Source: Guinness Book of World Records



- 58. Determining the Height of an Aircraft** Two sensors are spaced 700 feet apart along the approach to a small airport. When an aircraft is nearing the airport, the angle of elevation from the first sensor to the aircraft is 20° , and from the second sensor to the aircraft it is 15° . Determine how high the aircraft is at this time.

- 59. Mercury** The distance from the Sun to Earth is approximately 149,600,000 kilometers (km). The distance from the Sun to Mercury is approximately 57,910,000 km. The **elongation angle** α is the angle formed between the line of sight from Earth to the Sun and the line of sight from Earth to Mercury. See the figure. Suppose that the elongation angle for Mercury is 15° . Use this information to find the possible distances between Earth and Mercury.



60. Venus The distance from the Sun to Earth is approximately 149,600,000 km. The distance from the Sun to Venus is approximately 108,200,000 km. The elongation angle α is the angle formed between the line of sight from Earth to the Sun and the line of sight from Earth to Venus. Suppose that the elongation angle for Venus is 10° . Use this information to find the possible distances between Earth and Venus.

61. The Original Ferris Wheel George Washington Gale Ferris, Jr., designed the original Ferris wheel for the 1893 World's Columbian Exposition in Chicago, Illinois. The wheel had 36 equally spaced cars each the size of a school bus. The distance between adjacent cars was approximately 22 feet. Determine the diameter of the wheel to the nearest foot.

Source: Carnegie Library of Pittsburgh, www.clpgh.org

62. Challenge Problem Mollweide's Formula For any triangle, Mollweide's Formula (named after Karl Mollweide, 1774–1825) states that

$$\frac{a+b}{c} = \frac{\cos\left[\frac{1}{2}(A-B)\right]}{\sin\left(\frac{1}{2}C\right)}$$

Derive it.

[**Hint:** Use the Law of Sines and then a Sum-to-Product Formula.] Notice that this formula involves all six parts of a triangle. As a result, it is sometimes used to check the solution of a triangle.

63. Challenge Problem Mollweide's Formula Another form of Mollweide's Formula is

$$\frac{a-b}{c} = \frac{\sin\left[\frac{1}{2}(A-B)\right]}{\cos\left(\frac{1}{2}C\right)}$$

Derive it.

64. Challenge Problem For any triangle, derive the formula

$$a = b \cos C + c \cos B$$

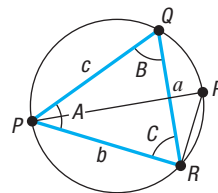
65. Challenge Problem Law of Tangents For any triangle, derive the Law of Tangents:

$$\frac{a-b}{a+b} = \frac{\tan\left[\frac{1}{2}(A-B)\right]}{\tan\left[\frac{1}{2}(A+B)\right]}$$

66. Challenge Problem Circumscribing a Triangle Show that

$$\frac{\sin A}{a} = \frac{\sin B}{b} = \frac{\sin C}{c} = \frac{1}{2r}$$

See the figure where r is the radius of the circle circumscribing the triangle PQR whose sides are a , b , and c , and $PP' = 2r$ is a diameter of the circle.



Explaining Concepts: Discussion and Writing

- 67.** Make up three problems involving oblique triangles. One should result in one triangle, the second in two triangles, and the third in no triangle.
- 68.** What do you do first if you are asked to solve a triangle and are given one side and two angles?
- 69.** What do you do first if you are asked to solve a triangle and are given two sides and the angle opposite one of them?
- 70.** Solve Example 6 using right-triangle geometry. Comment on which solution, using the Law of Sines or using right triangles, you prefer. Give reasons.

Retain Your Knowledge

Problems 71–80 are based on material learned earlier in the course. The purpose of these problems is to keep the material fresh in your mind so that you are better prepared for the final exam.

- 71.** Solve: $3x^3 + 4x^2 - 27x - 36 = 0$
- 72.** Find the exact distance between $P_1 = (-1, -7)$ and $P_2 = (2, -1)$. Then approximate the distance to two decimal places.
- 73.** Find the exact value of $\tan\left[\cos^{-1}\left(-\frac{7}{8}\right)\right]$.
- 74.** Graph $y = 4 \sin\left(\frac{1}{2}x\right)$. Show at least two periods.
- 75.** Write the equation $100 = a^{0.2x}$ in logarithmic form.
- 76.** Approximate the average rate of change for $g(x) = e^{2x} + 3 \ln x$ on the interval $[1, 3]$. Round to three decimal places.
- 77.** Find the horizontal asymptote of $h(x) = \frac{-3x^2 - 7x + 1}{4 - 9x^2}$
- 78.** Find an equation of the line perpendicular to $y = -\frac{2}{3}x + 7$ that contains the point $(-2, -5)$.
- 79.** Determine whether $h(x) = 5x^3 - 4x + 1$ is even, odd, or neither.
- 80.** Solve: $\frac{1}{3}(x - 6) + 4x > 0$

'Are You Prepared?' Answers

1. $\sin A \cos B - \cos A \sin B$ 2. $\left\{\frac{\pi}{6}, \frac{5\pi}{6}\right\}$ 3. $\sin 40^\circ = 0.64; \sin 80^\circ = 0.98$ 4. 49.5°

8.3 The Law of Cosines

PREPARING FOR THIS SECTION Before getting started, review the following:

- Trigonometric Equations (Section 7.3, pp. 469–474)
- Distance Formula (Section 1.1, p. 3)

 **Now Work** the 'Are You Prepared?' problems on page 549.

- OBJECTIVES**
- 1 Solve SAS Triangles (p. 547)
 - 2 Solve SSS Triangles (p. 547)
 - 3 Solve Applied Problems (p. 548)

In the previous section, the Law of Sines was used to solve Case 1 (SAA or ASA) and Case 2 (SSA) of an oblique triangle. In this section, the Law of Cosines is derived and used to solve Cases 3 and 4.

CASE 3: Two sides and the included angle are known (SAS).

CASE 4: Three sides are known (SSS).

THEOREM Law of Cosines

For a triangle with sides a, b, c and opposite angles A, B, C , respectively,

$$c^2 = a^2 + b^2 - 2ab \cos C \quad (1)$$

$$b^2 = a^2 + c^2 - 2ac \cos B \quad (2)$$

$$a^2 = b^2 + c^2 - 2bc \cos A \quad (3)$$

Proof Only formula (1) is proved here. Formulas (2) and (3) can be proved using the same argument.

Begin by strategically placing a triangle on a rectangular coordinate system so that the vertex of angle C is at the origin and side b lies along the positive x -axis. Regardless of whether C is acute, as in Figure 35(a), or obtuse, as in Figure 35(b), the vertex of angle B has coordinates $(a \cos C, a \sin C)$. The vertex of angle A has coordinates $(b, 0)$.

Use the distance formula to compute c^2 .

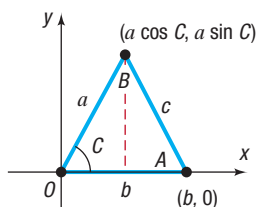
$$\begin{aligned} c^2 &= (b - a \cos C)^2 + (0 - a \sin C)^2 \\ &= b^2 - 2ab \cos C + a^2 \cos^2 C + a^2 \sin^2 C \\ &= b^2 - 2ab \cos C + a^2 (\cos^2 C + \sin^2 C) \\ &= a^2 + b^2 - 2ab \cos C \end{aligned}$$

Each of formulas (1), (2), and (3) may be stated in words as follows:

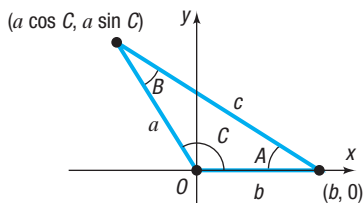
THEOREM Law of Cosines

The square of one side of a triangle equals the sum of the squares of the other two sides, minus twice their product times the cosine of their included angle.

Observe that if the triangle is a right triangle (so that, say, $C = 90^\circ$), formula (1) becomes the familiar Pythagorean Theorem: $c^2 = a^2 + b^2$. That is, the Pythagorean Theorem is a special case of the Law of Cosines.



(a) Angle C is acute



(b) Angle C is obtuse

Figure 35

1 Solve SAS Triangles

The Law of Cosines is used to solve Case 3 (SAS), which applies to triangles for which two sides and the included angle are known.

EXAMPLE 1

Using the Law of Cosines to Solve an SAS Triangle

Solve the triangle: $a = 2$, $b = 3$, $C = 60^\circ$

Solution

See Figure 36. Because two sides, a and b , and the included angle, $C = 60^\circ$, are known, the Law of Cosines makes it easy to find the third side, c .

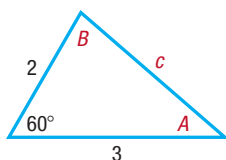


Figure 36

$$\begin{aligned} c^2 &= a^2 + b^2 - 2ab \cos C \\ &= 2^2 + 3^2 - 2 \cdot 2 \cdot 3 \cdot \cos 60^\circ \quad a = 2, b = 3, c = 60^\circ \\ &= 13 - 12 \cdot \frac{1}{2} = 7 \\ c &= \sqrt{7} \end{aligned}$$

Side c is of length $\sqrt{7}$. To find the angles A and B , either the Law of Sines or the Law of Cosines may be used.

It is preferable to use the Law of Cosines because it will lead to an equation with *one* solution whether solving for A or B . Using the Law of Sines would lead to an equation with *two* solutions that would need to be checked to determine which solution fits the given data.*

We choose to use formulas (2) and (3) of the Law of Cosines to find A and B .

For A :

$$\begin{aligned} a^2 &= b^2 + c^2 - 2bc \cos A \\ 2bc \cos A &= b^2 + c^2 - a^2 \\ \cos A &= \frac{b^2 + c^2 - a^2}{2bc} = \frac{9 + 7 - 4}{2 \cdot 3 \sqrt{7}} = \frac{12}{6\sqrt{7}} = \frac{2\sqrt{7}}{7} \\ A &= \cos^{-1} \frac{2\sqrt{7}}{7} \approx 40.9^\circ \end{aligned}$$

For B :

$$\begin{aligned} b^2 &= a^2 + c^2 - 2ac \cos B \\ \cos B &= \frac{a^2 + c^2 - b^2}{2ac} = \frac{4 + 7 - 9}{4\sqrt{7}} = \frac{2}{4\sqrt{7}} = \frac{\sqrt{7}}{14} \\ B &= \cos^{-1} \frac{\sqrt{7}}{14} \approx 79.1^\circ \end{aligned}$$

Notice that $A + B + C = 40.9^\circ + 79.1^\circ + 60^\circ = 180^\circ$, as required. J

 **Now Work** PROBLEMS 9 AND 17

2 Solve SSS Triangles

The next example uses the Law of Cosines to solve a triangle when three sides are known, Case 4 (SSS).

NOTE The angle B can also be found using $A + B + C = 180^\circ$, so $B = 180^\circ - 40.9^\circ - 60^\circ = 79.1^\circ$. ■

*The Law of Sines can be used when seeking the angle opposite the smaller side, since it is acute. (In Figure 36, use the Law of Sines to find A , the angle opposite the smaller side.)

EXAMPLE 2

Using the Law of Cosines to Solve an SSS Triangle

Solve the triangle: $a = 4$, $b = 3$, $c = 6$

Solution

See Figure 37. To find the angles A , B , and C , use the Law of Cosines.For A :

$$\cos A = \frac{b^2 + c^2 - a^2}{2bc} = \frac{9 + 36 - 16}{2 \cdot 3 \cdot 6} = \frac{29}{36}$$

$$A = \cos^{-1} \frac{29}{36} \approx 36.3^\circ$$

For B :

$$\cos B = \frac{a^2 + c^2 - b^2}{2ac} = \frac{16 + 36 - 9}{2 \cdot 4 \cdot 6} = \frac{43}{48}$$

$$B = \cos^{-1} \frac{43}{48} \approx 26.4^\circ$$

Now use A and B to find C :

$$C = 180^\circ - A - B \approx 180^\circ - 36.3^\circ - 26.4^\circ = 117.3^\circ$$

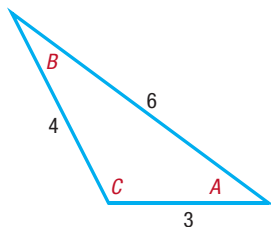
 **Now Work** PROBLEMS 15 AND 25


Figure 37

 **3 Solve Applied Problems**

EXAMPLE 3

Correcting a Navigational Error

A motorized sailboat leaves Naples, Florida, bound for Key West, 150 miles away. Maintaining a constant speed of 15 miles per hour, but encountering heavy crosswinds and strong currents, the crew finds, after 4 hours, that the sailboat is off course by 20° .

- How far is the sailboat from Key West at this time?
- Through what angle should the sailboat turn to correct its course?
- How much time has been added to the trip because of this? (Assume that the speed remains at 15 miles per hour.)

Solution

See Figure 38. With a speed of 15 miles per hour, the sailboat has gone 60 miles after 4 hours. The distance x of the sailboat from Key West is to be found, along with the angle θ that the sailboat should turn through to correct its course.

- To find x , use the Law of Cosines, because two sides and the included angle are known.

$$x^2 = 150^2 + 60^2 - 2 \cdot 150 \cdot 60 \cdot \cos 20^\circ \approx 9185.53$$

$$x \approx 95.8$$

The sailboat is about 96 miles from Key West.

- With all three sides of the triangle now known, use the Law of Cosines again to find the angle A opposite the side of length 150 miles.

$$150^2 = 96^2 + 60^2 - 2 \cdot 96 \cdot 60 \cdot \cos A$$

$$9684 = -11,520 \cos A$$

$$\cos A \approx -0.8406$$

$$A \approx 147.2^\circ$$

So,

$$\theta = 180^\circ - A \approx 180^\circ - 147.2^\circ = 32.8^\circ$$

The sailboat should turn through an angle of about 33° to correct its course.

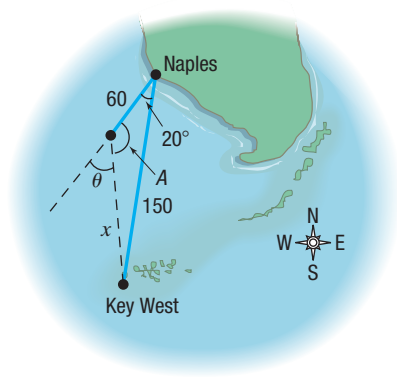


Figure 38

- (c) The total length of the trip is now $60 + 96 = 156$ miles. The extra 6 miles will only require about 0.4 hour, or 24 minutes, more if the speed of 15 miles per hour is maintained.

 **Now Work** PROBLEM 47

Historical Feature

The Law of Sines was known vaguely long before it was explicitly stated by Nasir Eddin (about AD 1250). Ptolemy (about AD 150) was aware of it in a form using a chord function instead of the sine function. But it was first clearly stated in Europe by Regiomontanus, writing in 1464.

The Law of Cosines appears first in Euclid's *Elements* (Book II), but in a well-disguised form in which squares built on the sides of triangles are added and a rectangle representing the cosine term is subtracted. It was thus known to all mathematicians because of their

familiarity with Euclid's work. An early modern form of the Law of Cosines, that for finding the angle when the sides are known, was stated by François Viète (in 1593).

The Law of Tangents (see Problem 65 in Section 8.2) has become obsolete. In the past it was used in place of the Law of Cosines, because the Law of Cosines was very inconvenient for calculation with logarithms or slide rules. Mixing of addition and multiplication is now very easy on a calculator, however, and the Law of Tangents has been shelved along with the slide rule.

8.3 Assess Your Understanding

'Are You Prepared?' Answers are given at the end of these exercises. If you get a wrong answer, read the pages listed in red.

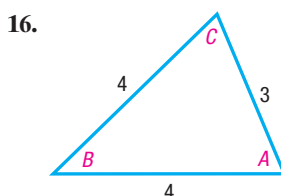
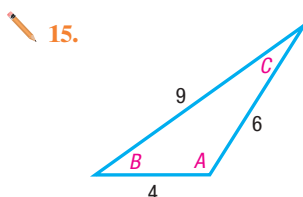
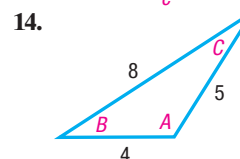
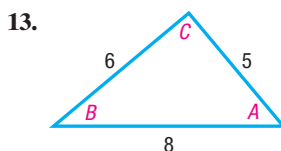
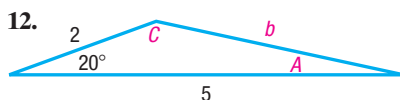
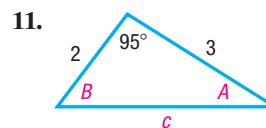
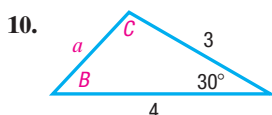
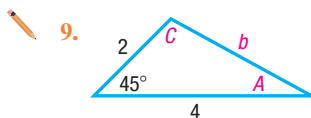
- Write the formula for the distance d from $P_1 = (x_1, y_1)$ to $P_2 = (x_2, y_2)$. (p. 3)
- If θ is an acute angle, solve the equation $\cos \theta = \frac{\sqrt{2}}{2}$. (pp. 469–474)

Concepts and Vocabulary

- If three sides of a triangle are known, the Law of _____ is used to solve the triangle.
- Multiple Choice** If one side and two angles of a triangle are known, which law can be used to solve the triangle?
 - Law of Sines
 - Law of Cosines
 - Either a or b
 - The triangle cannot be solved.
- Multiple Choice** If two sides and the included angle of a triangle are known, which law can be used to solve the triangle?
 - Law of Sines
 - Law of Cosines
 - Either a or b
 - The triangle cannot be solved.
- True or False** Given only the three sides of a triangle, there is insufficient information to solve the triangle.
- True or False** The Law of Cosines states that the square of one side of a triangle equals the sum of the squares of the other two sides, minus twice their product.
- True or False** A special case of the Law of Cosines is the Pythagorean Theorem.

Skill Building

In Problems 9–16, solve each triangle.



In Problems 17–32, solve each triangle.

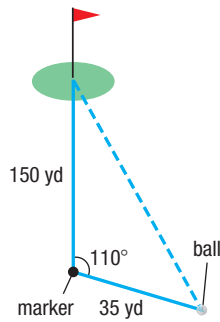
- | | | |
|----------------------------------|-----------------------------------|-----------------------------------|
| 17. $a = 3, b = 4, C = 40^\circ$ | 18. $a = 2, c = 1, B = 10^\circ$ | 19. $b = 2, c = 4, A = 75^\circ$ |
| 20. $a = 6, b = 4, C = 60^\circ$ | 21. $a = 5, c = 3, B = 105^\circ$ | 22. $b = 4, c = 1, A = 120^\circ$ |
| 23. $a = 2, b = 3, C = 70^\circ$ | 24. $a = 3, c = 2, B = 90^\circ$ | 25. $a = 20, b = 29, c = 21$ |
| 26. $a = 4, b = 5, c = 3$ | 27. $a = 2, b = 2, c = 2$ | 28. $a = 3, b = 3, c = 2$ |
| 29. $a = 6, b = 11, c = 12$ | 30. $a = 4, b = 3, c = 6$ | 31. $a = 15, b = 13, c = 3$ |
| 32. $a = 9, b = 7, c = 10$ | | |

Mixed Practice In Problems 33–44, solve each triangle.

- | | | |
|---|--|-----------------------------------|
| 33. $B = 20^\circ, C = 75^\circ, b = 5$ | 34. $A = 50^\circ, B = 55^\circ, c = 9$ | 35. $a = 6, b = 8, c = 9$ |
| 36. $a = 14, b = 7, A = 85^\circ$ | 37. $B = 35^\circ, C = 65^\circ, a = 15$ | 38. $a = 4, c = 5, B = 55^\circ$ |
| 39. $c = 8, A = 38^\circ, B = 52^\circ$ | 40. $a = 20, A = 73^\circ, C = 17^\circ$ | 41. $A = 10^\circ, a = 3, b = 10$ |
| 42. $A = 65^\circ, B = 72^\circ, b = 7$ | 43. $b = 5, c = 12, A = 60^\circ$ | 44. $a = 10, b = 10, c = 15$ |

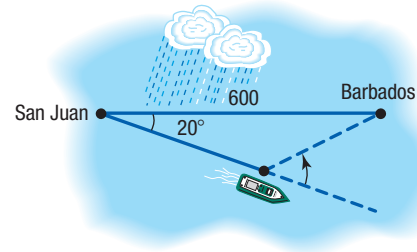
Applications and Extensions

45. Distance to the Green A golfer hits an errant tee shot that lands in the rough. A marker in the center of the fairway is 150 yards from the center of the green. While standing on the marker and facing the green, the golfer turns 110° toward his ball. He then paces off 35 yards to his ball. See the figure. How far is the ball from the center of the green?

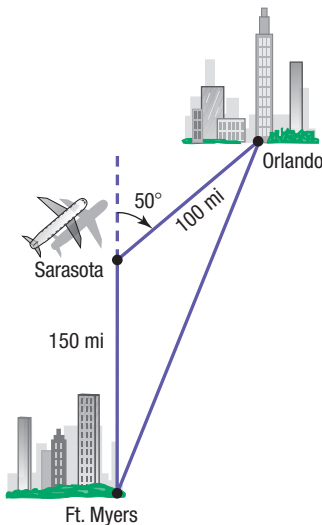


Barbados. The captain maintains the 15-knot speed for 10 hours, after which time the path to Barbados becomes clear of storms.

- Through what angle should the captain turn to head directly to Barbados?
- Once the turn is made, how long will it be before the ship reaches Barbados if the same 15-knot speed is maintained?



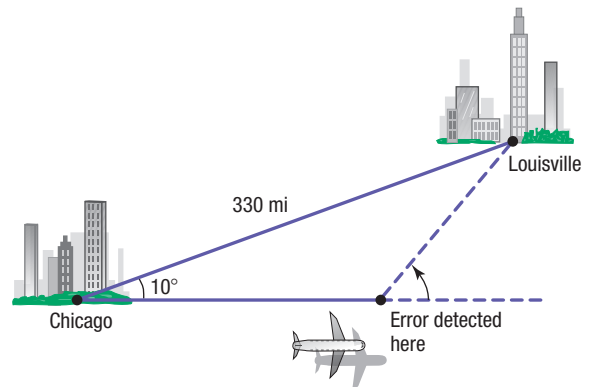
46. Navigation An airplane flies due north from Ft. Myers to Sarasota, a distance of 150 miles, and then turns through an angle of 50° and flies to Orlando, a distance of 100 miles. See the figure.



- How far is it directly from Ft. Myers to Orlando?
- What bearing should the pilot use to fly directly from Ft. Myers to Orlando?

48. Revising a Flight Plan In attempting to fly from Chicago to Louisville, a distance of 330 miles, a pilot inadvertently took a course that was 10° in error, as indicated in the figure.

- If the aircraft maintains an average speed of 220 miles per hour, and if the error in direction is discovered after 15 minutes, through what angle should the pilot turn to head toward Louisville?
- What new average speed should the pilot maintain so that the total time of the trip is 90 minutes?



47. Avoiding a Tropical Storm A cruise ship maintains an average speed of 15 knots in going from San Juan, Puerto Rico, to Barbados, West Indies, a distance of 600 nautical miles. To avoid a tropical storm, the captain heads out of San Juan in a direction 20° off a direct heading to

49. Major League Baseball Field A major league baseball diamond is actually a square 90 feet on a side. The pitching rubber is located 60.5 feet from home plate on a line joining home plate and second base.

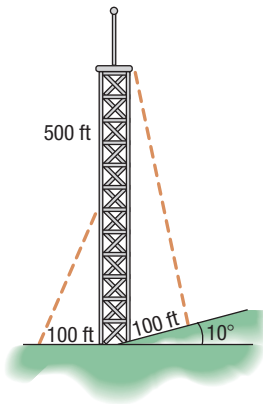
- How far is it from the pitching rubber to first base?
- How far is it from the pitching rubber to second base?
- If a pitcher faces home plate, through what angle does he need to turn to face first base?

50. Little League Baseball Field According to Little League baseball official regulations, the diamond is a square 60 feet on a side. The pitching rubber is located 46 feet from home plate on a line joining home plate and second base.

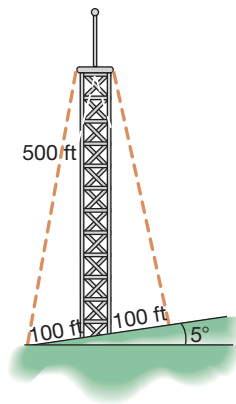
- How far is it from the pitching rubber to first base?
- How far is it from the pitching rubber to second base?
- If a pitcher faces home plate, through what angle does he need to turn to face first base?

51. Finding the Length of a Guy Wire The height of a radio tower is 500 feet, and the ground on one side of the tower slopes upward at an angle of 10° (see the figure).

- How long should a guy wire be if it is to connect to the top of the tower and be secured at a point on the sloped side 100 feet from the base of the tower?
- How long should a second guy wire be if it is to connect to the top of the tower and be secured at a position 100 feet from the base on the flat side?

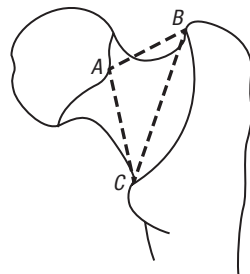


52. Finding the Length of a Guy Wire A radio tower 500 feet high is located on the side of a hill with an inclination to the horizontal of 5° . See the figure. How long should two guy wires be if they are to connect to the top of the tower and be secured at two points 100 feet directly above and directly below the base of the tower?



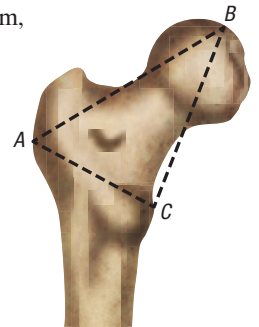
53. Identifying Remains The Purkait triangle, located at the proximal end of the femur, has been used to identify the gender of fragmented skeletal remains. See the figure.

- Given $\overline{AB} = 30.1$ mm, $\overline{AC} = 51.4$ mm, and $A = 89.2^\circ$, find the length of \overline{BC} .
- If the average length of \overline{BC} is 59.4 mm for males and 53.3 mm for females, which gender would be identified for the measurements in part (a)?

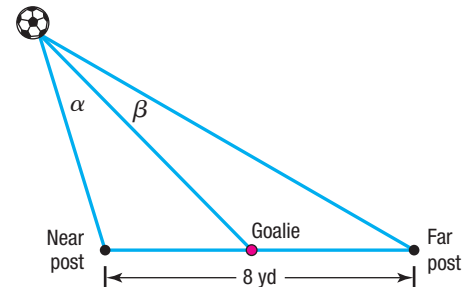


54. Identifying Remains Like the Purkait triangle in Problem 53, the metric triangle is located at the proximal end of the femur and has been used to identify the gender of fragmented skeletal remains. See the figure.

- If $\overline{AC} = 48.8$ mm, $\overline{BC} = 62.2$ mm, and $C = 89^\circ$, find the length of \overline{AB} .
- If $\overline{AB} < 80$ mm typically indicates a female and $\overline{AB} > 80$ mm typically indicates a male, which gender, if any, would be identified from the measurements in part (a)?

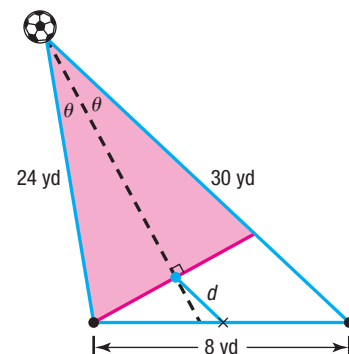


55. Soccer Angles A soccer goal is 8 yards wide. Suppose a goalie is standing on her line in the center of her goal as a striker is standing on the opposite line in the center of her goal as a striker from the opposing team moves the ball towards her. The near post angle, α , is formed by rays extending from the ball to the near post and the goalie. Similarly, the far post angle, β , is formed by rays extending from the ball to the far post and the goalie. See the figure.

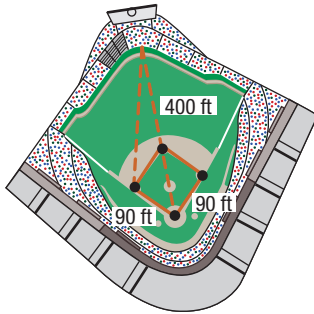


- Determine the near post angle and the far post angle when the striker is 20 yards from the near post and 24 yards from the far post.
- How far is the goalie from the ball?
- To cover the near post, the goalie moves toward the near post to make the near post angle and the far post angle equal. How far toward her near post does the goalie need to move?

56. Covering the Angles In soccer, a defending goalkeeper wants to take up a position which bisects the angle that needs to be covered. See the figure. The keeper stands square to the ball—that is, perpendicular to the line of bisection—at a point where the area covered (shaded) lies completely outside the goal. How far is the goalkeeper from the center of the goal line if an attacking striker is 24 yards from the near post and 30 yards from the far post?



- 57. Wrigley Field, Home of the Chicago Cubs** The distance from home plate to the fence in dead center in Wrigley Field is 400 feet (see the figure). How far is it from the fence in dead center to third base?



- 58. Little League Baseball** The distance from home plate to the fence in dead center at the Oak Lawn Little League field is 280 feet. How far is it from the fence in dead center to third base?

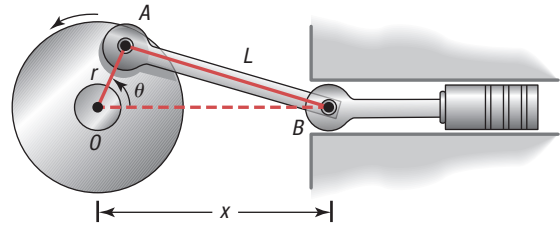
[Hint: The distance between the bases in Little League is 60 feet.]

- 59. Building a Swing Set** Clint is building a wooden swing set for his children. Each supporting end of the swing set is to be an A-frame constructed with two 10-foot-long 4 by 4's joined at a 45° angle. To prevent the swing set from tipping over, Clint wants to secure the base of each A-frame to concrete footings. How far apart should the footings for each A-frame be?

- 60. Rods and Pistons** See the figure (top, right). Rod OA rotates about the fixed point O so that point A travels on a circle of radius r . Connected to point A is another rod AB of length $L > 2r$, and point B is connected to a piston. Show that the distance x between point O and point B is given by

$$x = r \cos \theta + \sqrt{r^2 \cos^2 \theta + L^2 - r^2}$$

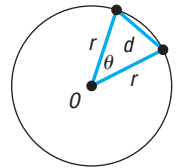
where θ is the angle of rotation of rod OA .



- 61. Challenge Problem Geometry** Show that the length d of a chord of a circle of radius r is given by the formula

$$d = 2r \sin \frac{\theta}{2}$$

where θ , $0 < \theta < \pi$, is the central angle formed by the radii to the ends of the chord. See the figure. Use this result to derive the fact that $\sin \theta < \theta$, where θ is measured in radians.



- 62. Challenge Problem** For any triangle, show that

$$\cos \frac{C}{2} = \sqrt{\frac{s(s-c)}{ab}}$$

where $s = \frac{1}{2}(a + b + c)$.

- 63. Challenge Problem** For any triangle, show that

$$\sin \frac{C}{2} = \sqrt{\frac{(s-a)(s-b)}{ab}}$$

where $s = \frac{1}{2}(a + b + c)$.

- 64. Challenge Problem** Use the Law of Cosines to prove the identity

$$\frac{\cos A}{a} + \frac{\cos B}{b} + \frac{\cos C}{c} = \frac{a^2 + b^2 + c^2}{2abc}$$

Explaining Concepts: Discussion and Writing

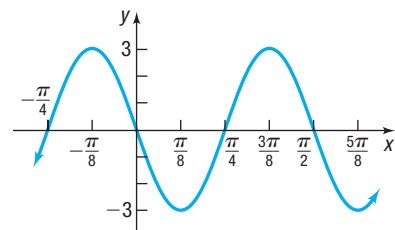
- 65.** What do you do first if you are asked to solve a triangle and are given two sides and the included angle?
- 66.** What do you do first if you are asked to solve a triangle and are given three sides?
- 67.** Make up an applied problem that requires using the Law of Cosines.
- 68.** Write down your strategy for solving an oblique triangle.
- 69.** State the Law of Cosines in words.

Retain Your Knowledge

Problems 70–79 are based on material learned earlier in the course. The purpose of these problems is to keep the material fresh in your mind so that you are better prepared for the final exam.

- 70.** Graph: $R(x) = \frac{2x + 1}{x - 3}$
- 71.** Solve $4^x = 3^{x+1}$. Express the solution in exact form.
- 72.** If $\tan \theta = -\frac{2\sqrt{6}}{5}$ and $\cos \theta = -\frac{5}{7}$, find the exact value of each of the four remaining trigonometric functions.

- 73.** Find an equation for the graph.



74. Find $f^{-1}(x)$ if $f(x) = \frac{A}{5x+2}$, $A \neq 0$.

75. If $F(x) = -\frac{x^3}{3} + 3x + C$ and $[a, b] = [1, 2]$, find $F(b) - F(a)$.

76. Simplify: $\frac{4 \cdot 3^x \cdot \ln 3 \cdot x^{1/2} - 4 \cdot 3^x \cdot \frac{1}{2} \cdot x^{-1/2}}{(\sqrt{x})^2}$

77. Solve: $|4x - 3| \geq x + 1$

78. Convert 96° to radians.

79. If $f(x) = ax^2 - 2x + 5$ and $a < 0$, in which quadrant is the vertex located? How many x -intercepts does the graph of f have?

'Are You Prepared?' Answers

1. $d = \sqrt{(x_2 - x_1)^2 + (y_2 - y_1)^2}$

2. $\theta = 45^\circ$ or $\frac{\pi}{4}$

8.4 Area of a Triangle

PREPARING FOR THIS SECTION Before getting started, review the following:

- Know Geometry Formulas (Section A.2, pp. A15–A16)
- Use Half-angle Formulas to Find Exact Values (Section 7.6, pp. 504–506)

 **Now Work** the 'Are You Prepared?' problems on page 556.

OBJECTIVES 1 Find the Area of SAS Triangles (p. 553)

2 Find the Area of SSS Triangles (p. 554)

NOTE Typically, A is used for area. However, because A is also used as the measure of an angle, K is used here for area to avoid confusion. ■

In this section, several formulas for calculating the area of a triangle are derived.

THEOREM Area of a Triangle

The area K of a triangle is

$$K = \frac{1}{2}bh \quad (1)$$

where b is the base and h is the altitude drawn to that base.

Proof Look at the triangle in Figure 39. Around the triangle construct a rectangle of altitude h and base b , as shown in Figure 40.

Triangles 1 and 2 in Figure 40 are equal in area, as are triangles 3 and 4. Consequently, the area of the triangle with base b and altitude h is exactly half the area of the rectangle, which is bh .

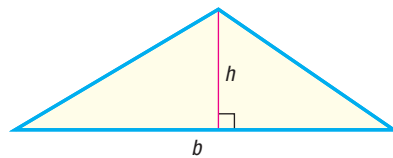


Figure 39

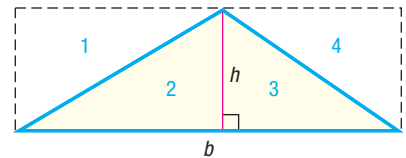


Figure 40 ■

1 Find the Area of SAS Triangles

If the base b and the altitude h to that base are known, then the area of the triangle can be found using formula (1). Usually, though, the information required to use formula (1) is not given. Suppose, for example, that two sides a and b and

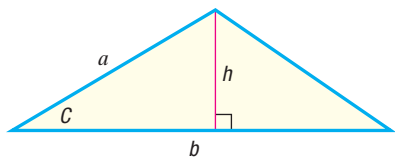


Figure 41

the included angle C are known. See Figure 41. Then the altitude h can be found by noting that

$$\frac{h}{a} = \sin C$$

so

$$h = a \sin C$$

Using this fact in formula (1) produces

$$K = \frac{1}{2}bh = \frac{1}{2}b(a \sin C) = \frac{1}{2}ab \sin C$$

The area K of the triangle is given by the formula

THEOREM Area of an SAS Triangle

$$K = \frac{1}{2}ab \sin C \quad (2)$$

Dropping altitudes from the other two vertices of the triangle leads to the following corresponding formulas:

$$K = \frac{1}{2}bc \sin A \quad (3)$$

$$K = \frac{1}{2}ac \sin B \quad (4)$$

It is easiest to remember these formulas by using the following wording:

THEOREM Area of an SAS Triangle

The area K of a triangle equals one-half the product of two of its sides times the sine of their included angle.

EXAMPLE 1

Finding the Area of an SAS Triangle

Find the area K of the triangle for which $a = 8$, $b = 6$, and $C = 30^\circ$.

Solution

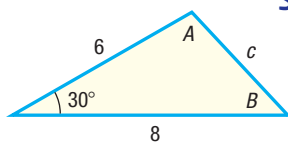


Figure 42

See Figure 42. Use formula (2) to get

$$K = \frac{1}{2}ab \sin C = \frac{1}{2} \cdot 8 \cdot 6 \cdot \sin 30^\circ = 12 \text{ square units}$$

 **Now Work** PROBLEMS 9 AND 17

2 Find the Area of SSS Triangles

If the three sides of a triangle are known, another formula, called *Heron's Formula* (named after Heron of Alexandria), can be used to find the area of a triangle.

THEOREM Heron's Formula

The area K of a triangle with sides a , b , and c is

$$K = \sqrt{s(s-a)(s-b)(s-c)} \quad (5)$$

where $s = \frac{1}{2}(a + b + c)$.

8.4 Assess Your Understanding

'Are You Prepared?' The answers are given at the end of these exercises. If you get a wrong answer, read the pages listed in red.

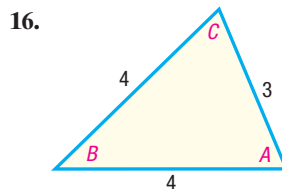
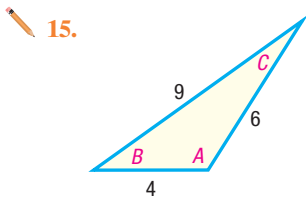
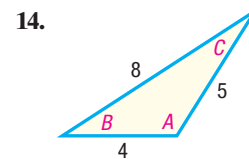
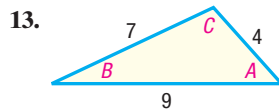
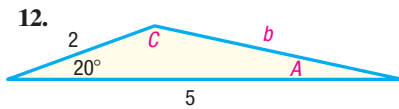
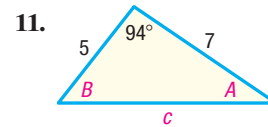
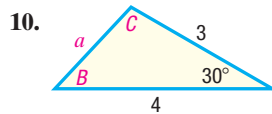
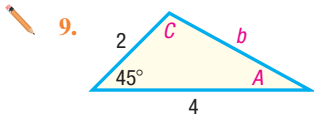
- The area K of a triangle whose base is b and whose altitude is h is _____. (p. A15)
- True or False** $\cos^2 \frac{\theta}{2} = \frac{1 + \sin \theta}{2}$ (pp. 504–506)

Concepts and Vocabulary

- If two sides a and b and the included angle C are known in a triangle, then the area K is found using the formula $K = \frac{1}{2}ab \sin C$.
- The area K of a triangle with sides a , b , and c is $K = \frac{1}{2}(a+b+c)r$, where $s = \frac{1}{2}(a+b+c)$.
- Find the area of the right triangle whose legs are of length 3 and 4.
- True or False** The area of a triangle equals one-half the product of the lengths of two of its sides times the sine of their included angle.
- Multiple Choice** Given two sides of a triangle, b and c , and the included angle A , the altitude h from angle B to side b is given by _____.
 - $\frac{1}{2}ab \sin A$
 - $b \sin A$
 - $c \sin A$
 - $\frac{1}{2}bc \sin A$
- Multiple Choice** Heron's Formula is used to find the area of _____ triangles.
 - ASA
 - SAS
 - SSS
 - AAS

Skill Building

In Problems 9–16, find the area of each triangle. Round answers to two decimal places.



In Problems 17–28, find the area of each triangle. Round answers to two decimal places.

- | | | |
|--|---|---|
| 17. $a = 3$, $b = 4$, $C = 50^\circ$ | 18. $a = 2$, $c = 1$, $B = 10^\circ$ | 19. $b = 1$, $c = 8$, $A = 75^\circ$ |
| 20. $a = 6$, $b = 4$, $C = 60^\circ$ | 21. $a = 3$, $c = 2$, $B = 115^\circ$ | 22. $b = 4$, $c = 1$, $A = 120^\circ$ |
| 23. $a = 12$, $b = 35$, $c = 37$ | 24. $a = 4$, $b = 5$, $c = 3$ | 25. $a = 4$, $b = 4$, $c = 4$ |
| 26. $a = 3$, $b = 3$, $c = 2$ | 27. $a = 11$, $b = 14$, $c = 20$ | 28. $a = 4$, $b = 3$, $c = 6$ |

Applications and Extensions

29. **Area of an ASA Triangle** If two angles and the included side are given, the third angle is easy to find. Use the Law of Sines to show that the area K of a triangle with side a and angles A , B , and C is

$$K = \frac{a^2 \sin B \sin C}{2 \sin A}$$

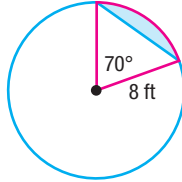
30. **Area of a Triangle** Prove the two other forms of the formula for the area K of a triangle given in Problem 29.

$$K = \frac{b^2 \sin A \sin C}{2 \sin B} \quad \text{and} \quad K = \frac{c^2 \sin A \sin B}{2 \sin C}$$

In Problems 31–36, use the results of Problem 29 or 30 to find the area of each triangle. Round answers to two decimal places.


- | | | |
|---|--|--|
| 31. $A = 40^\circ$, $B = 20^\circ$, $a = 2$ | 32. $A = 50^\circ$, $C = 20^\circ$, $a = 3$ | 33. $B = 70^\circ$, $C = 10^\circ$, $b = 5$ |
| 34. $A = 70^\circ$, $B = 60^\circ$, $c = 4$ | 35. $A = 110^\circ$, $C = 30^\circ$, $c = 3$ | 36. $B = 10^\circ$, $C = 100^\circ$, $b = 2$ |

- 37. Area of a Segment** Find the area of the segment (shaded in blue in the figure) of a circle whose radius is 8 feet, formed by a central angle of 70° .

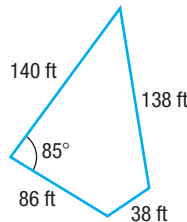


[Hint: Subtract the area of the triangle from the area of the sector to obtain the area of the segment.]

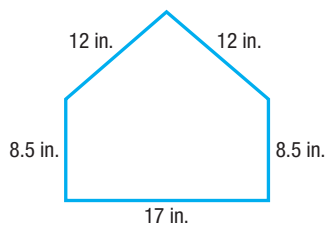
- 38. Area of a Segment** Find the area of the segment of a circle whose radius is 5 inches, formed by a central angle of 40° .
- 39. Cost of a Triangular Lot** The dimensions of a triangular lot are 100 feet by 50 feet by 75 feet. If the price of the land is \$3 per square foot, how much does the lot cost?
- 40. Amount of Material to Make a Tent** A cone-shaped tent is made from a circular piece of canvas 24 feet in diameter by removing a sector with central angle 100° and connecting the ends. What is the surface area of the tent?
- 41. Fighter Jet Design** The Eurofighter Typhoon has a canard-delta wing design that contains a large triangular main wing. Use the dimensions shown to approximate the area of one of the main wings.



- 42. Property Area** A lot for sale in a subdivision has the shape of the quadrilateral shown in the figure. Find the area of the lot to the nearest square foot.

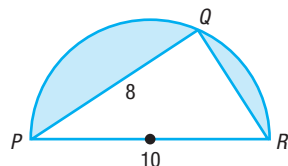


- 43. Dimensions of Home Plate** The dimensions of home plate at any major league baseball stadium are shown. Find the area of home plate.

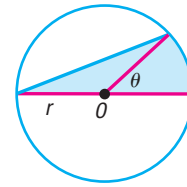


- 44. Computing Areas** See the figure. Find the area of the shaded region enclosed in a semicircle of diameter 10 inches. The length of the chord PQ is 8 inches.

[Hint: Triangle PQR is a right triangle.]

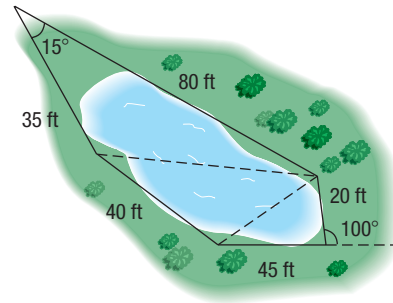


- 45. Geometry** See the figure, which shows a circle of radius r with center at O . Find the area K of the shaded region as a function of the central angle θ .



- 46. Approximating the Area of a Lake** To approximate the area of a lake, a surveyor walks around the perimeter of the lake, taking the measurements shown in the figure. Using this technique, what is the approximate area of the lake?

[Hint: Use the Law of Cosines on the three triangles shown, and then find the sum of their areas.]



- 47. The Flatiron Building** Completed in 1902 in New York City, the Flatiron Building is triangular shaped and bounded by 22nd Street, Broadway, and 5th Avenue. The building measures approximately 87 feet on the 22nd Street side, 190 feet on the Broadway side, and 173 feet on the 5th Avenue side. Approximate the ground area covered by the building.

Source: Sarah Bradford Landau and Carl W. Condit, *Rise of the New York Skyscraper: 1865–1913*. New Haven, CT: Yale University Press, 1996

- 48. Bermuda Triangle** The Bermuda Triangle is roughly defined by Hamilton, Bermuda; San Juan, Puerto Rico; and Fort Lauderdale, Florida. The distances from Hamilton to Fort Lauderdale, Fort Lauderdale to San Juan, and San Juan to Hamilton are approximately 1028, 1046, and 965 miles, respectively. Ignoring the curvature of Earth, approximate the area of the Bermuda Triangle.

Source: www.worldatlas.com

- 49. Bretschneider's Formula** There is a Heron-type formula that can be used to find the area of a general quadrilateral.

$$K = \sqrt{(s-a)(s-b)(s-c)(s-d) - abcd \cos^2 \theta}$$

where $a, b, c,$ and d are the side lengths, θ is half the sum of two opposite angles, and s is half the perimeter.

Show that if a triangle is considered a quadrilateral with one side equal to 0, Bretschneider's Formula reduces to Heron's Formula.

- 50.** (a) Show that the area of a regular dodecagon (12-sided polygon) is given by $K = 3a^2 \cot \frac{\pi}{12}$ or $K = 12r^2 \tan \frac{\pi}{12}$, where a is the length of one of the sides and r is the radius of the inscribed circle.
- (b) Given that each interior angle of a regular n -sided polygon ($n \geq 3$) measures $\frac{(n-2) \cdot \pi}{n}$, generalize these formulas for any regular polygon.

51. Geometry Refer to the figure. If $|OA| = 1$, show that:

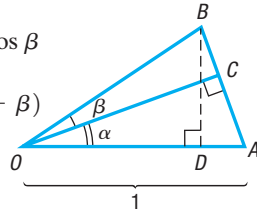
(a) $\text{Area } \triangle OAC = \frac{1}{2} \sin \alpha \cos \alpha$

(b) $\text{Area } \triangle OCB = \frac{1}{2} |OB|^2 \sin \beta \cos \beta$

(c) $\text{Area } \triangle OAB = \frac{1}{2} |OB| \sin(\alpha + \beta)$

(d) $|OB| = \frac{\cos \alpha}{\cos \beta}$

(e) $\sin(\alpha + \beta) = \sin \alpha \cos \beta + \cos \alpha \sin \beta$



[Hint: $\text{Area } \triangle OAB = \text{Area } \triangle OAC + \text{Area } \triangle OCB$]

52. Geometry Refer to the figure, in which a unit circle is drawn. The line segment DB is tangent to the circle and θ is acute.

(a) Express the area of $\triangle OBC$ in terms of $\sin \theta$ and $\cos \theta$.

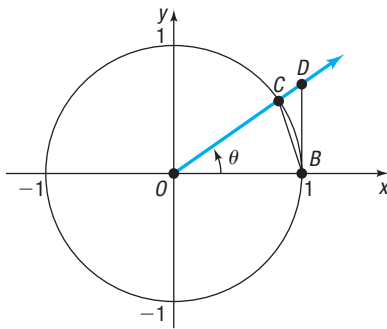
(b) Express the area of $\triangle OBD$ in terms of $\sin \theta$ and $\cos \theta$.

(c) The area of the sector \widehat{OBC} of the circle is $\frac{1}{2}\theta$, where θ is measured in radians. Use the results of parts (a) and (b) and the fact that

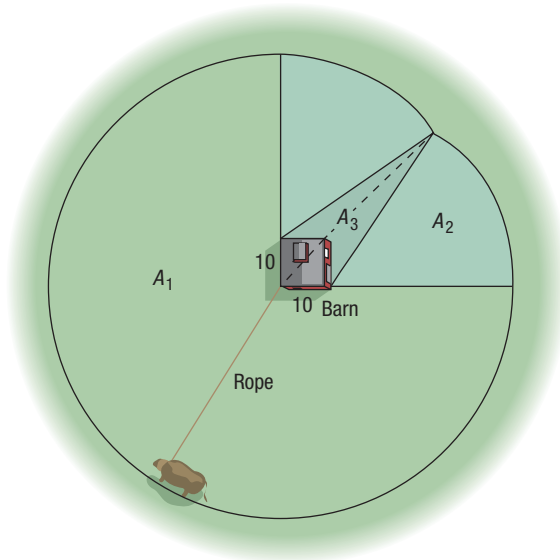
$$\text{Area } \triangle OBC < \text{Area } \widehat{OBC} < \text{Area } \triangle OBD$$

to show that

$$1 < \frac{\theta}{\sin \theta} < \frac{1}{\cos \theta}$$



53. The Cow Problem* A cow is tethered to one corner of a square barn, 10 feet by 10 feet, with a rope 100 feet long. What is the maximum grazing area for the cow? See the figure.



54. Another Cow Problem If the barn in Problem 53 is rectangular, 10 feet by 20 feet, what is the maximum grazing area for the cow?

55. Perfect Triangles A perfect triangle is one having integers for sides for which the area is numerically equal to the perimeter. Show that the triangles with the given side lengths are perfect.

- (a) 9, 10, 17 (b) 6, 25, 29

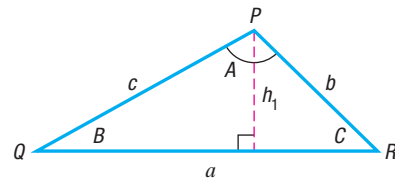
Source: M.V. Bonsangue, G. E. Gannon, E. Buchman, and N. Gross, "In Search of Perfect Triangles," *Mathematics Teacher*, Vol. 92, No. 1, 1999: 56–61

56. If $h_1, h_2,$ and h_3 are the altitudes dropped from $P, Q,$ and $R,$ respectively, in a triangle (see the figure), show that

$$\frac{1}{h_1} + \frac{1}{h_2} + \frac{1}{h_3} = \frac{s}{K}$$

where K is the area of the triangle and $s = \frac{1}{2}(a + b + c)$.

[Hint: $h_1 = \frac{2K}{a}$.]

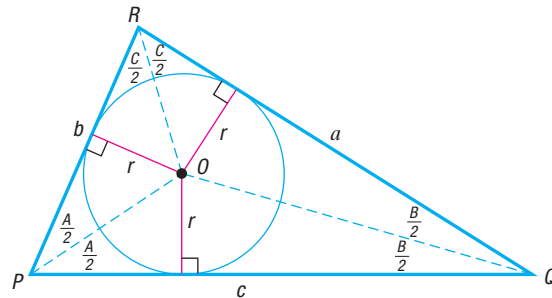


57. Show that a formula for the altitude h from a vertex to the opposite side a of a triangle is

$$h = \frac{a \sin B \sin C}{\sin A}$$

58. Challenge Problem A triangle has vertices $A(0, 0), B(1, 0),$ and $C,$ where C is the point on the unit circle corresponding to an angle of 105° when it is drawn in standard position. Find the area of the triangle. State the answer in complete simplified form with a rationalized denominator.

Challenge Problems Inscribed Circle For Problems 59–62, the lines that bisect each angle of a triangle meet in a single point $O,$ and the perpendicular distance r from O to each side of the triangle is the same. The circle with center at O and radius r is called the inscribed circle of the triangle (see the figure).



59. Use the formula from Problem 57 with triangle OPQ to show that

$$r = \frac{c \sin \frac{A}{2} \sin \frac{B}{2}}{\cos \frac{C}{2}}$$

*Suggested by Professor Teddy Koukounas of Suffolk Community College, who learned of it from an old farmer in Virginia.

60. Use the result of Problem 59 and the results of Problems 62 and 63 in Section 8.3 to show that

$$\cot \frac{C}{2} = \frac{s-c}{r}$$

$$\text{where } s = \frac{1}{2}(a+b+c).$$

61. Show that

$$\cot \frac{A}{2} + \cot \frac{B}{2} + \cot \frac{C}{2} = \frac{s}{r}$$

62. Show that the area K of triangle PQR is $K = rs$,

$$\text{where } s = \frac{1}{2}(a+b+c). \text{ Then show that}$$

$$r = \sqrt{\frac{(s-a)(s-b)(s-c)}{s}}$$

Explaining Concepts: Discussion and Writing

63. What do you do first if you are asked to find the area of a triangle and are given two sides and the included angle?

64. What do you do first if you are asked to find the area of a triangle and are given three sides?

65. State the formula for finding the area of an SAS triangle in words.

Retain Your Knowledge

Problems 66–75 are based on material learned earlier in the course. The purpose of these problems is to keep the material fresh in your mind so that you are better prepared for the final exam.

66. Without graphing, determine whether the quadratic function $f(x) = -3x^2 + 12x + 5$ has a maximum value or a minimum value, and then find the value.

67. Solve the inequality: $\frac{x+1}{x^2-9} \leq 0$

68. $P = \left(-\frac{\sqrt{7}}{3}, \frac{\sqrt{2}}{3}\right)$ is the point on the unit circle that corresponds to a real number t . Find the exact values of the six trigonometric functions of t .

69. Establish the identity: $\csc \theta - \sin \theta = \cos \theta \cot \theta$

70. Find the domain of $f(x) = \ln(x^2 - 25) + 3$.

71. A rectangle has a diagonal of length 12. Express the perimeter P as a function of its width, w .

72. List all potential rational zeros of $P(x) = 2x^3 - 5x^2 + 13x + 6$.

73. Solve: $|(5x - 7) - 5| \leq 0.05$

74. Solve: $x(x - 7) = 18$

75. The slope m of the tangent line to the graph of $f(x) = 3x^4 - 7x^2 + 2$ at any number x is given by $m = f'(x) = 12x^3 - 14x$. Find an equation of the tangent line at $x = 1$.

'Are You Prepared?' Answers

1. $K = \frac{1}{2}bh$ 2. False

8.5 Simple Harmonic Motion; Damped Motion; Combining Waves


PREPARING FOR THIS SECTION Before getting started, review the following:

- Sinusoidal Graphs (Section 6.4, pp. 410–416)
- Angular Speed (Section 6.1, pp. 369–370)

 **Now Work** the 'Are You Prepared?' problems on page 565.

- OBJECTIVES**
- 1 Build a Model for an Object in Simple Harmonic Motion (p. 559)
 - 2 Analyze Simple Harmonic Motion (p. 561)
 - 3 Analyze an Object in Damped Motion (p. 562)
 - 4 Graph the Sum of Two Functions (p. 564)

1 Build a Model for an Object in Simple Harmonic Motion

 Many physical phenomena can be described as simple harmonic motion. Radio and television waves, light waves, sound waves, and water waves exhibit motion that is simple harmonic.



Tuning fork

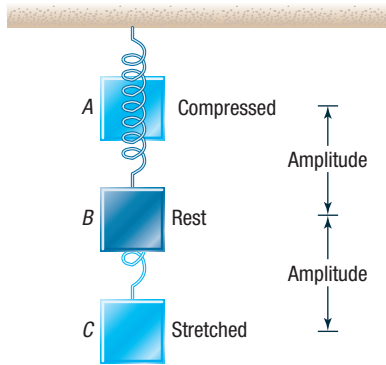


Figure 43 Coiled spring

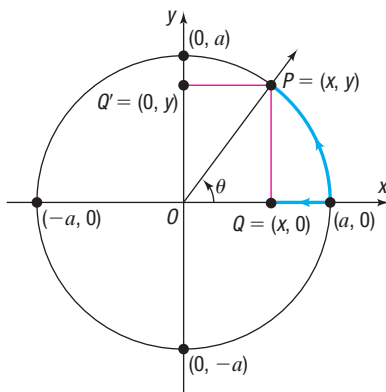


Figure 44

The swinging of a pendulum, the vibrations of a tuning fork, and the bobbing of a weight attached to a coiled spring are examples of vibrational motion. In this type of motion, an object swings back and forth over the same path. In Figure 43, the point B is the **equilibrium (rest) position** of the vibrating object. The **amplitude** is the distance from the object's rest position to its point of greatest displacement (either point A or point C in Figure 43). The **period** is the time required to complete one vibration—that is, the time it takes to go from, say, point A through B to C and back to A .

Simple harmonic motion is a special kind of vibrational motion in which the acceleration a of the object is directly proportional to the negative of its displacement d from its rest position. That is, $a = -kd$, $k > 0$.

For example, when the mass hanging from the spring in Figure 43 is pulled down from its rest position B to the point C , the force of the spring tries to restore the mass to its rest position. Assuming that there is no frictional force to retard the motion, the amplitude will remain constant. The force increases in direct proportion to the distance that the mass is pulled from its rest position. Since the force increases directly, the acceleration of the mass of the object must do likewise, because (by Newton's Second Law of Motion) force is directly proportional to acceleration. As a result, the acceleration of the object varies directly with its displacement, and the motion is an example of simple harmonic motion.

Simple harmonic motion is related to circular motion. To see this relationship, consider a circle of radius a , with center at $(0, 0)$. See Figure 44. Suppose that an object initially placed at $(a, 0)$ moves counterclockwise around the circle at a constant angular speed ω . Suppose further that after time t has elapsed the object is at the point $P = (x, y)$ on the circle. The angle θ , in radians, swept out by the ray \overrightarrow{OP} in this time t is

$$\theta = \omega t \quad \omega = \frac{\theta}{t}$$

The coordinates of the point P at time t are

$$\begin{aligned} x &= a \cos \theta = a \cos(\omega t) \\ y &= a \sin \theta = a \sin(\omega t) \end{aligned}$$

Corresponding to each position $P = (x, y)$ of the object moving about the circle, there is the point $Q = (x, 0)$, called the **projection of P on the x -axis**. As P moves around the circle at a constant rate, the point Q moves back and forth between the points $(a, 0)$ and $(-a, 0)$ along the x -axis with a motion that is simple harmonic. Similarly, for each point P there is a point $Q' = (0, y)$, called the **projection of P on the y -axis**. As P moves around the circle, the point Q' moves back and forth between the points $(0, a)$ and $(0, -a)$ on the y -axis with a motion that is simple harmonic. Therefore, simple harmonic motion can be described as the projection of constant circular motion on a coordinate axis.

To illustrate, again consider a mass hanging from a spring where the mass is pulled down from its rest position to the point C and then released. See Figure 45(a). The graph shown in Figure 45(b) describes the displacement d of the object from its rest position as a function of time t , assuming that no frictional force is present.

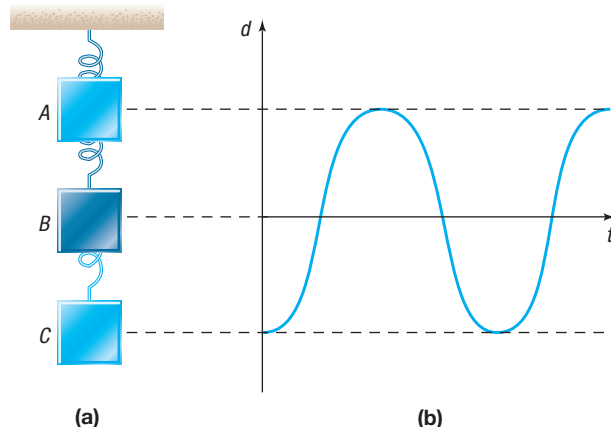


Figure 45

THEOREM Simple Harmonic Motion

An object that moves on a coordinate axis so that the displacement d from its rest position at time t is given by either

$$d(t) = a \cos(\omega t) \quad \text{or} \quad d(t) = a \sin(\omega t)$$

where a and $\omega > 0$ are constants, moves with simple harmonic motion. The motion has amplitude $|a|$ and period $T = \frac{2\pi}{\omega}$.

The **frequency** f of an object in simple harmonic motion is the number of oscillations per unit time. Since the period is the time required for one oscillation, it follows that the frequency is the reciprocal of the period; that is,

$$f = \frac{1}{T} = \frac{\omega}{2\pi} \quad \omega > 0$$

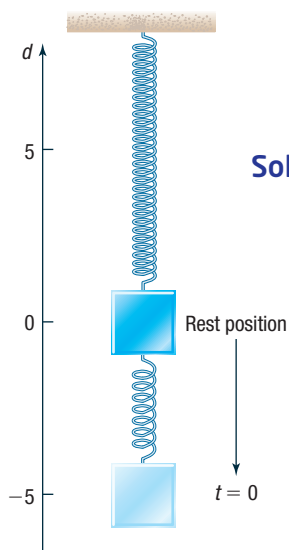
EXAMPLE 1**Build a Model for an Object in Simple Harmonic Motion**

Figure 46

NOTE In the solution to Example 1, $a = -5$ because the object is initially pulled down. (If the initial direction is up, then use $a = 5$.)

Solution

Suppose that an object attached to a coiled spring is pulled down a distance of 5 inches from its rest position and then released. If the time for one oscillation is 3 seconds, develop a model that relates the displacement d of the object from its rest position after time t (in seconds). Assume no friction.

The motion of the object is simple harmonic. See Figure 46. When the object is released ($t = 0$), the displacement of the object from the rest position is -5 units (since the object was pulled down). Because $d = -5$ when $t = 0$, it is easier to use the cosine function

$$d(t) = a \cos(\omega t)$$

to describe the motion.* The amplitude is $|-5| = 5$ and the period is 3, so

$$a = -5 \quad \text{and} \quad \frac{2\pi}{\omega} = \text{period} = 3, \quad \text{so} \quad \omega = \frac{2\pi}{3}$$

A function that models the motion of the object is

$$d(t) = -5 \cos\left(\frac{2\pi}{3}t\right)$$

Now Work PROBLEM 7**2 Analyze Simple Harmonic Motion****EXAMPLE 2****Analyzing the Motion of an Object**

Suppose that the displacement d (in meters) of an object at time t (in seconds) is given by the function

$$d(t) = 10 \sin(5t)$$

- Describe the motion of the object.
- What is the maximum displacement from its rest position?
- What is the time required for one oscillation?
- What is the frequency?

*No phase shift is required if a cosine function is used.

Solution The function $d(t) = 10 \sin(5t)$ is of the form

$$d(t) = a \sin(\omega t)$$

where $a = 10$ and $\omega = 5$.

- (a) The motion is simple harmonic.
- (b) The maximum displacement of the object from its rest position is the amplitude: $|a| = 10$ meters.
- (c) The time required for one oscillation is the period:

$$\text{Period} = T = \frac{2\pi}{\omega} = \frac{2\pi}{5} \text{ seconds}$$

- (d) The frequency is the reciprocal of the period.

$$\text{Frequency} = f = \frac{1}{T} = \frac{5}{2\pi} \text{ oscillation per second}$$

 **Now Work** PROBLEM 15

3 Analyze an Object in Damped Motion

In the models discussed up to now, the motion was simple harmonic. That is, they assumed no force was retarding the motion. However, most physical phenomena are affected by friction or other resistive forces. These forces remove energy from a moving system and thereby damp its motion. For example, when a mass hanging from a spring is pulled down a distance a and released, the friction in the spring causes the distance the mass moves from its rest position to decrease over time. As a result, the amplitude of any real oscillating spring or swinging pendulum decreases with time due to air resistance, friction, or other forces. See Figure 47.

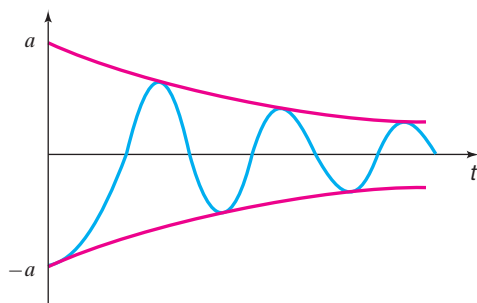


Figure 47 Damped motion

A model that describes this phenomenon maintains a sinusoidal component, but the amplitude of this component decreases with time to account for the damping effect. Moreover, the period of the oscillating component is affected by the damping. The next theorem, from physics, describes damped motion.

THEOREM Damped Motion

The displacement d of an oscillating object from its rest position at time t is given by

$$d(t) = ae^{-bt/(2m)} \cos\left(\sqrt{\omega^2 - \frac{b^2}{4m^2}} t\right)$$

where b is the **damping factor** or **damping coefficient** and m is the mass of the oscillating object. Here $|a|$ is the displacement at $t = 0$, and $\frac{2\pi}{\omega}$ is the period under simple harmonic motion (no damping).

Notice that for $b = 0$ (zero damping), we have the formula for simple harmonic motion with amplitude $|a|$ and period $\frac{2\pi}{\omega}$.

EXAMPLE 3

Analyzing the Graph of an Object in Damped Motion

Analyze the graph of an object in damped motion modeled by

$$d(t) = e^{-t/\pi} \cos t \quad t \geq 0$$

Solution

The displacement d is the product of $y = e^{-t/\pi}$ and $y = \cos t$. Using properties of absolute value and the fact that $|\cos t| \leq 1$, it follows that

$$|d(t)| = |e^{-t/\pi} \cos t| = |e^{-t/\pi}| |\cos t| \leq |e^{-t/\pi}| = e^{-t/\pi}$$

As a result,

$$-e^{-t/\pi} \leq d(t) \leq e^{-t/\pi}$$

This means that the graph of d lies between the graphs of $y = e^{-t/\pi}$ and $y = -e^{-t/\pi}$, called the **bounding curves** of d .

Also, the graph of d touches the graphs of the bounding curves when $|\cos t| = 1$; that is, when $t = 0, \pi, 2\pi$, and so on. The x -intercepts of the graph of d occur when $\cos t = 0$; that is, at $\frac{\pi}{2}, \frac{3\pi}{2}, \frac{5\pi}{2}$, and so on. See Table 1.

Table 1

t	0	$\frac{\pi}{2}$	π	$\frac{3\pi}{2}$	2π
$e^{-t/\pi}$	1	$e^{-1/2}$	e^{-1}	$e^{-3/2}$	e^{-2}
$\cos t$	1	0	-1	0	1
$d(t) = e^{-t/\pi} \cos t$	1	0	$-e^{-1}$	0	e^{-2}
Point on graph of d	(0, 1)	$(\frac{\pi}{2}, 0)$	$(\pi, -e^{-1})$	$(\frac{3\pi}{2}, 0)$	$(2\pi, e^{-2})$

Figure 48 shows the graph of $y = \cos t$, in black, the graphs of $y = e^{-t/\pi}$ and $y = -e^{-t/\pi}$, the bounding curves, in red, and the graph of $d(t) = e^{-t/\pi} \cos t$ in blue.

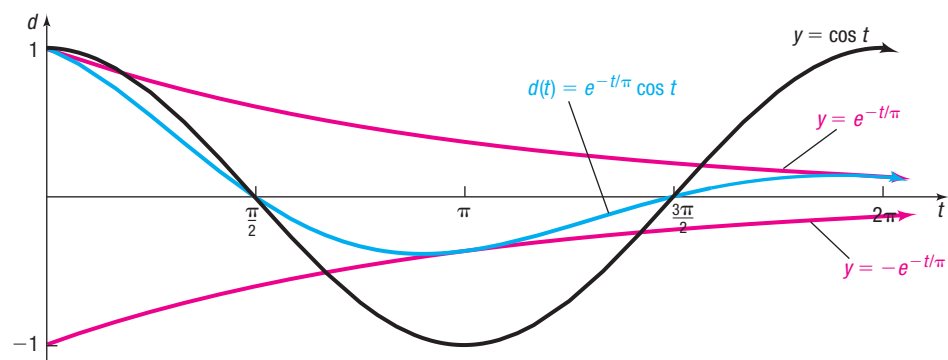


Figure 48 Damped vibration graph with bounding curves

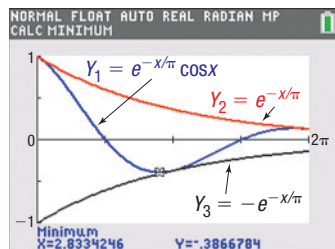


Figure 49



Exploration

Graph $Y_1 = e^{-x/\pi} \cos x$, along with $Y_2 = e^{-x/\pi}$ and $Y_3 = -e^{-x/\pi}$, for $0 \leq x \leq 2\pi$. Determine where Y_1 has its first turning point (local minimum). Compare this to where Y_1 intersects Y_3 .

Result Figure 49 shows the graphs of $Y_1 = e^{-x/\pi} \cos x$, $Y_2 = e^{-x/\pi}$, and $Y_3 = -e^{-x/\pi}$ on a TI-84 Plus C. Using MINIMUM, the first turning point occurs at $x \approx 2.83$; Y_1 INTERSECTS Y_3 at $x = \pi \approx 3.14$.

Situations also exist where external forces cause a vibrating system to oscillate at larger and larger amplitudes. This phenomenon, known as **resonance** from the Latin *resonare* (meaning “resound”) or *resonantia* (meaning “echo”), occurs when external vibrations match the natural frequency of the vibrating system. Resonance can be destructive to bridges, buildings, or even mechanical devices. For example, bridges can be affected by soldiers marching in step, buildings can be affected by blowing winds, and automobiles can be affected by the vibrations of its tires. Engineers account for expected external vibrations in their designs and incorporate shock absorbers or dampers to counter the effect of resonance.

4 Graph the Sum of Two Functions

Many physical and biological applications require the graph of the sum of two functions, such as

$$f(x) = x + \sin x \quad \text{or} \quad g(x) = \sin x + \cos(2x)$$

For example, if two tones are emitted, the sound produced is the sum of the waves produced by the two tones. See Problem 51 in Section 7.7 for an explanation of Touch-Tone phones.

To graph the sum of two (or more) functions, add the y -coordinates that correspond to equal values of x .

EXAMPLE 4

Graphing the Sum of Two Functions

Graph $f(x) = x + \sin x$.

Solution

First, graph the component functions,

$$y = f_1(x) = x \quad y = f_2(x) = \sin x$$


on the same coordinate axes. See Figure 50(a). Now, select several values of x say

$$x = 0 \quad x = \frac{\pi}{2} \quad x = \pi \quad x = \frac{3\pi}{2} \quad \text{and} \quad x = 2\pi$$

and use them to compute $f(x) = f_1(x) + f_2(x)$. Table 2 shows the computations. Plot these points and connect them to get the graph, as shown in Figure 50(b).

Table 2

x	0	$\frac{\pi}{2}$	π	$\frac{3\pi}{2}$	2π
$y = f_1(x) = x$	0	$\frac{\pi}{2}$	π	$\frac{3\pi}{2}$	2π
$y = f_2(x) = \sin x$	0	1	0	-1	0
$f(x) = x + \sin x$	0	$\frac{\pi}{2} + 1 \approx 2.57$	π	$\frac{3\pi}{2} - 1 \approx 3.71$	2π
Point on graph of f	(0, 0)	$(\frac{\pi}{2}, 2.57)$	(π, π)	$(\frac{3\pi}{2}, 3.71)$	$(2\pi, 2\pi)$

 **Check:** Graph $Y_1 = x$, $Y_2 = \sin x$, and $Y_3 = x + \sin x$ and compare the result with Figure 50(b). Use INTERSECT to verify that the graphs of Y_1 and Y_3 intersect when $\sin x = 0$.

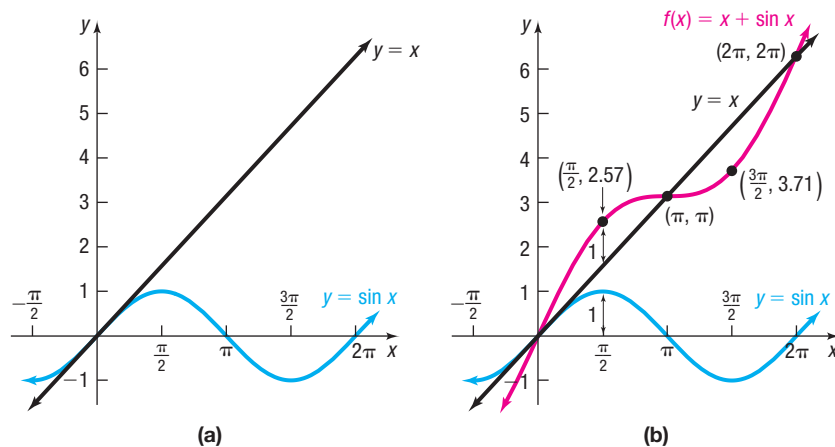


Figure 50

In Figure 50(b), notice that the graph of $f(x) = x + \sin x$ intersects the line $y = x$ whenever $\sin x = 0$. Also, notice that the graph of f is not periodic.

The next example shows a periodic graph.

EXAMPLE 5**Graphing the Sum of Two Sinusoidal Functions**

Graph $f(x) = \sin x + \cos(2x)$.

Solution

Graph f by adding the y -coordinates of $y = \sin x$ and $y = \cos(2x)$. Table 3 shows the steps for computing several points on the graph of f . Figure 51 illustrates the graphs of the component functions, $y = f_1(x) = \sin x$ (in blue), and $y = f_2(x) = \cos(2x)$ (in black), and the graph of $f(x) = \sin x + \cos(2x)$, which is shown in red.

Table 3

x	$-\frac{\pi}{2}$	0	$\frac{\pi}{2}$	π	$\frac{3\pi}{2}$	2π
$y = f_1(x) = \sin x$	-1	0	1	0	-1	0
$y = f_2(x) = \cos(2x)$	-1	1	-1	1	-1	1
$f(x) = \sin x + \cos(2x)$	-2	1	0	1	-2	1
Point on graph of f	$(-\frac{\pi}{2}, -2)$	$(0, 1)$	$(\frac{\pi}{2}, 0)$	$(\pi, 1)$	$(\frac{3\pi}{2}, -2)$	$(2\pi, 1)$

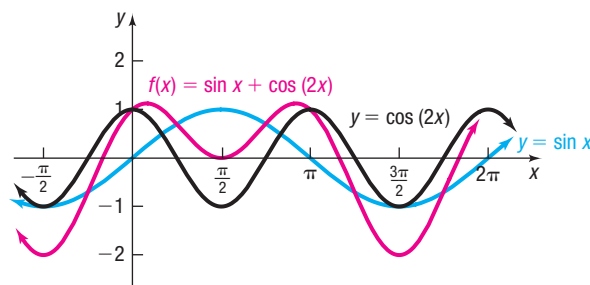


Figure 51

Notice that the function $f(x) = \sin x + \cos(2x)$ is periodic, with period 2π .



Check: Graph $Y_1 = \sin x$, $Y_2 = \cos(2x)$, and $Y_3 = \sin x + \cos(2x)$ and compare the result with Figure 51.



Now Work PROBLEM 27

8.5 Assess Your Understanding

'Are You Prepared?' The answers are given at the end of these exercises. If you get a wrong answer, read the pages listed in red.

- The amplitude A and period T of $f(x) = 5 \sin(4x)$ are _____ and _____. (pp. 410–412)
- Approximate the angular speed of the second hand on a clock in rad/sec. (Round to three decimal places.) (pp. 369–370)
- Write an equation for a sine function with period 12 and amplitude 7. (p. 416)

Concepts and Vocabulary

- The motion of an object is given by $d(t) = 4 \cos(6t)$. Such motion is described as _____. The number 4 is called the _____.
- When a mass hanging from a spring is pulled down and then released, the motion is called _____ if there is

no frictional force to retard the motion, and the motion is called _____ if there is friction.

- True or False** If the distance d of an object from its rest position at time t is given by a sinusoidal graph, the motion of the object is simple harmonic motion.

Skill Building

In Problems 7–10, an object attached to a coiled spring is pulled down a distance a from its rest position and then released. Assuming that the motion is simple harmonic with period T , find a function that relates the displacement d of the object from its rest position after t seconds. Assume that the positive direction of the motion is up.

- $a = 5$; $T = 2$ seconds
- $a = 10$; $T = 3$ seconds
- $a = 7$; $T = 5\pi$ seconds
- $a = 4$; $T = \frac{\pi}{2}$ seconds
- Rework Problem 7 under the same conditions, except that at time $t = 0$, the object is at its rest position and moving down.
- Rework Problem 8 under the same conditions, except that at time $t = 0$, the object is at its rest position and moving down.
- Rework Problem 9 under the same conditions, except that at time $t = 0$, the object is at its rest position and moving down.
- Rework Problem 10 under the same conditions, except that at time $t = 0$, the object is at its rest position and moving down.

In Problems 15–22, the displacement d (in meters) of an object at time t (in seconds) is given.

- Describe the motion of the object.
- What is the maximum displacement from its rest position?
- What is the time required for one oscillation?
- What is the frequency?

- $d(t) = 5 \sin(3t)$
- $d(t) = 4 \sin(2t)$
- $d(t) = 8 \cos(2\pi t)$
- $d(t) = 5 \cos\left(\frac{\pi}{2}t\right)$
- $d(t) = -9 \sin\left(\frac{1}{4}t\right)$
- $d(t) = -2 \cos(2t)$
- $d(t) = 3 + 7 \cos(3\pi t)$
- $d(t) = 4 + 3 \sin(\pi t)$

In Problems 23–26, graph each damped vibration curve for $0 \leq t \leq 2\pi$.

- $d(t) = e^{-t/\pi} \cos(2t)$
- $d(t) = e^{-t/2\pi} \cos(2t)$
- $d(t) = e^{-t/2\pi} \cos t$
- $d(t) = e^{-t/4\pi} \cos t$

In Problems 27–34, graph each function by adding y -coordinates.

- $f(x) = x + \cos x$
- $f(x) = x + \cos(2x)$
- $f(x) = x - \sin x$
- $f(x) = x - \cos x$
- $f(x) = \sin x + \cos x$
- $f(x) = \sin(2x) + \cos x$
- $g(x) = \sin x + \sin(2x)$
- $g(x) = \cos(2x) + \cos x$

Mixed Practice In Problems 35–40, (a) use the Product-to-Sum Formulas to express each product as a sum, and (b) use the method of adding y -coordinates to graph each function on the interval $[0, 2\pi]$.

- $f(x) = \sin(2x) \sin x$
- $F(x) = \sin(3x) \sin x$
- $G(x) = \cos(4x) \cos(2x)$
- $h(x) = \cos(2x) \cos(x)$
- $H(x) = 2 \sin(3x) \cos(x)$
- $g(x) = 2 \sin x \cos(3x)$

Applications and Extensions

In Problems 41–46, an object of mass m (in grams) attached to a coiled spring with damping factor b (in grams per second) is pulled down a distance a (in centimeters) from its rest position and then released. Assume that the positive direction of the motion is up and the period is T (in seconds) under simple harmonic motion.

- Find a function that relates the displacement d of the object from its rest position after t seconds.
- Graph the function found in part (a) for 5 oscillations using a graphing utility.

- $m = 25$, $a = 10$, $b = 0.7$, $T = 5$
- $m = 20$, $a = 15$, $b = 0.75$, $T = 6$
- $m = 30$, $a = 18$, $b = 0.6$, $T = 4$
- $m = 15$, $a = 16$, $b = 0.65$, $T = 5$
- $m = 10$, $a = 5$, $b = 0.8$, $T = 3$
- $m = 10$, $a = 5$, $b = 0.7$, $T = 3$

In Problems 47–52, the function d models the distance (in meters) of the bob of a pendulum of mass m (in kilograms) from its rest position at time t (in seconds) is given. The bob is released from the left of its rest position and represents a negative direction.

- (a) Describe the motion of the object. Be sure to give the mass and damping factor.
 (b) What is the initial displacement of the bob? That is, what is the displacement at $t = 0$?
 (c) Graph the motion using a graphing utility.
 (d) What is the displacement of the bob at the start of the second oscillation?
 (e) What happens to the displacement of the bob as time increases without bound?



$$47. d(t) = -20e^{-0.7t/40} \cos\left(\sqrt{\left(\frac{2\pi}{5}\right)^2 - \frac{0.49}{1600}} t\right)$$

$$48. d(t) = -20e^{-0.8t/40} \cos\left(\sqrt{\left(\frac{2\pi}{5}\right)^2 - \frac{0.64}{1600}} t\right)$$

$$49. d(t) = -30e^{-0.6t/80} \cos\left(\sqrt{\left(\frac{2\pi}{7}\right)^2 - \frac{0.36}{6400}} t\right)$$

$$50. d(t) = -30e^{-0.5t/70} \cos\left(\sqrt{\left(\frac{\pi}{2}\right)^2 - \frac{0.25}{4900}} t\right)$$

$$51. d(t) = -15e^{-0.9t/30} \cos\left(\sqrt{\left(\frac{\pi}{3}\right)^2 - \frac{0.81}{900}} t\right)$$

$$52. d(t) = -10e^{-0.8t/50} \cos\left(\sqrt{\left(\frac{2\pi}{3}\right)^2 - \frac{0.64}{2500}} t\right)$$

53. Loudspeaker A loudspeaker diaphragm is oscillating in simple harmonic motion described by the function $d(t) = a \cos(\omega t)$ with a frequency of 520 hertz (cycles per second) and a maximum displacement of 0.80 millimeter. Find ω and then find a function that describes the movement of the diaphragm.

54. Colossus Added to Six Flags St. Louis in 1986, the Colossus is a giant Ferris wheel. Its diameter is 165 feet; it rotates at a rate of about 1.6 revolutions per minute; and the bottom of the wheel is 15 feet above the ground. Find a function that relates a rider's height h above the ground at time t . Assume the passenger begins the ride at the bottom of the wheel.

Source: Six Flags Theme Parks, Inc.

55. Tuning Fork The end of a tuning fork moves in simple harmonic motion described by the function $d(t) = a \sin(\omega t)$. If a tuning fork for the note A above middle C on an even-tempered scale (A_4 , the tone by which an orchestra tunes itself) has a frequency of 440 hertz (cycles per second), find ω . If the maximum displacement of the end of the tuning fork is 0.01 millimeter, find a function that describes the movement of the tuning fork.

Source: David Lapp. *Physics of Music and Musical Instruments*. Medford, MA: Tufts University, 2003

56. Tuning Fork The end of a tuning fork moves in simple harmonic motion described by the function $d(t) = a \sin(\omega t)$. If a tuning fork for the note E above middle C on an even-tempered scale (E_4) has a frequency of approximately 329.63 hertz (cycles per second), find ω . If the maximum displacement of the end of the tuning fork is 0.025 millimeter, find a function that describes the movement of the tuning fork.

Source: David Lapp. *Physics of Music and Musical Instruments*. Medford, MA: Tufts University, 2003

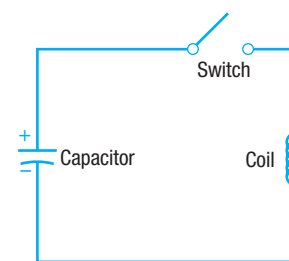
57. Charging a Capacitor See the figure (top, right). If a charged capacitor is connected to a coil by closing a switch, energy is transferred to the coil and then back to the capacitor in an oscillatory motion. The voltage V (in volts) across the capacitor will gradually diminish to 0 with time t (in seconds).

- (a) Graph the function relating V and t :

$$V(t) = e^{-t/3} \cos(\pi t) \quad 0 \leq t \leq 3$$

- (b) At what times t does the graph of V touch the graph of $y = e^{-t/3}$? When does the graph of V touch the graph of $y = -e^{-t/3}$?

- (c) When is the voltage V between -0.4 and 0.4 volt?



58. The Sawtooth Curve An oscilloscope often displays a sawtooth curve. This curve can be approximated by sinusoidal curves of varying periods and amplitudes.

- (a) Use a graphing utility to graph the following function, which can be used to approximate the sawtooth curve.

$$f(x) = \frac{1}{2} \sin(2\pi x) + \frac{1}{4} \sin(4\pi x) \quad 0 \leq x \leq 4$$

- (b) A better approximation to the sawtooth curve is given by

$$f(x) = \frac{1}{2} \sin(2\pi x) + \frac{1}{4} \sin(4\pi x) + \frac{1}{8} \sin(8\pi x)$$

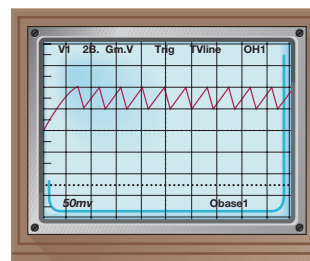
Use a graphing utility to graph this function for $0 \leq x \leq 4$ and compare the result to the graph obtained in part (a).


- (c) A third and even better approximation to the sawtooth curve is given by

$$f(x) = \frac{1}{2} \sin(2\pi x) + \frac{1}{4} \sin(4\pi x) + \frac{1}{8} \sin(8\pi x) + \frac{1}{16} \sin(16\pi x)$$

Use a graphing utility to graph this function for $0 \leq x \leq 4$ and compare the result to the graphs obtained in parts (a) and (b).


- (d) What do you think the next approximation to the sawtooth curve is?



 **59. A Clock Signal** A *clock signal* is a non-sinusoidal signal used to coordinate actions of a digital circuit. Such signals oscillate between two levels, high and low, “instantaneously” at regular intervals. The most common clock signal has the form of a *square wave* and can be approximated by the sum of simple harmonic sinusoidal waves, such as


$$f(x) = 2.35 + \sin x + \frac{\sin(3x)}{3} + \frac{\sin(5x)}{5} + \frac{\sin(7x)}{7} + \frac{\sin(9x)}{9}$$


Graph this function for $-4\pi \leq x \leq 4\pi$.


 **60. Non-Sinusoidal Waves** Both the sawtooth and square waves (see Problems 58 and 59) are examples of non-sinusoidal waves. Another type of non-sinusoidal wave is illustrated by the function

$$f(x) = 1.6 + \cos x + \frac{1}{9} \cos(3x) + \frac{1}{25} \cos(5x) + \frac{1}{49} \cos(7x)$$

Graph the function for $-5\pi \leq x \leq 5\pi$.

 **61.** Graph the sound emitted by the * key on a Touch-Tone phone. See Problem 51 in Section 7.7.


 **62. CBL Experiment** The sound from a tuning fork is collected over time. A model of the form $y = A \cos [B(x - C)]$ is fitted to the data. Find the amplitude, frequency, and period of the graph. (Activity 23, Real-World Math with the CBL System.)

 **63. CBL Experiment** Pendulum motion is analyzed to estimate simple harmonic motion. A plot is generated with the position of the pendulum over time. The graph is used to find a sinusoidal curve of the form $y = A \cos [B(x - C)] + D$. Find the amplitude, period, and frequency. (Activity 16, Real-World Math with the CBL System.)


64. Challenge Problem Beats When two sinusoidal waves travel through the same medium, a third wave is formed that is the sum of the two original waves. If the two waves have slightly different frequencies, the sum of the waves results in an interference pattern known as a *beat*. Musicians use this idea when tuning an instrument with the aid of a tuning fork. If the instrument and the tuning fork play the same frequency, no beat is heard. Suppose two waves given by the functions, $y_1 = 3 \cos(\omega_1 t)$ and $y_2 = 3 \cos(\omega_2 t)$ where $\omega_1 > \omega_2$ pass through the same medium, and each has a maximum at $t = 0$ sec.


(a) How long does it take the sum function $y_3 = y_1 + y_2$ to equal 0 for the first time?


(b) If the periods of the two functions y_1 and y_2 are $T_1 = 19$ sec and $T_2 = 20$ sec, respectively, find the first time the sum $y_3 = y_1 + y_2 = 0$.

 (c) Use the values from part (b) to graph y_3 over the interval $0 \leq x \leq 600$. Do the waves appear to be in tune?

Explaining Concepts: Discussion and Writing

 **65.** Graph the function $f(x) = \frac{\sin x}{x}$, $x > 0$. Based on the graph, what do you conjecture about the value of $\frac{\sin x}{x}$ for x close to 0?

 **66.** Graph $y = x \sin x$, $y = x^2 \sin x$, and $y = x^3 \sin x$ for $x > 0$. What patterns do you observe?

 **67.** Graph $y = \frac{1}{x} \sin x$, $y = \frac{1}{x^2} \sin x$, and $y = \frac{1}{x^3} \sin x$ for $x > 0$. What patterns do you observe?

68. How would you explain simple harmonic motion to a friend? How would you explain damped motion?

Retain Your Knowledge

Problems 69–78 are based on material learned earlier in the course. The purpose of these problems is to keep the material fresh in your mind so that you are better prepared for the final exam.

69. The function $f(x) = \frac{x-3}{x-4}$, $x \neq 4$, is one-to-one.

Find its inverse function.

70. Write as a single logarithm: $\log_7 x + 3 \log_7 y - \log_7(x + y)$


71. Solve: $\log(x + 1) + \log(x - 2) = 1$


72. If $\cos \alpha = \frac{4}{5}$, $0 < \alpha < \frac{\pi}{2}$, find the exact value of:

(a) $\cos \frac{\alpha}{2}$ (b) $\sin \frac{\alpha}{2}$ (c) $\tan \frac{\alpha}{2}$

73. If $f(x) = \sqrt{3 - 5x}$ and $g(x) = x^2 + 7$, find $g(f(x))$ and its domain.

74. If $\cos \theta = \frac{5}{7}$ and $\tan \theta < 0$, what is the value of $\csc \theta$?

 **75.** The normal line to a graph at a point is the line perpendicular to the tangent line of the graph at the point. If the tangent line is $y = \frac{2}{3}x - 1$ when $f(3) = 1$, find an equation of the normal line.

 **76.** Solve: $\frac{x^2 \cdot \frac{1}{x} - \ln x \cdot 2x}{(x^2)^2} = 0$

77. If $h(x)$ is a function with range $[-5, 8]$, what is the range of $h(2x + 3)$?

78. Solve: $x^2(5x - 3)(x + 2) \leq 0$

'Are You Prepared?' Answers

1. $A = 5$; $T = \frac{\pi}{2}$ 2. 0.105 rad/sec 3. $y = 7 \sin\left(\frac{\pi x}{6}\right)$

Chapter Review

Things to Know

Formulas

Law of Sines (p. 536)

$$\frac{\sin A}{a} = \frac{\sin B}{b} = \frac{\sin C}{c}$$

Law of Cosines (p. 546)

$$c^2 = a^2 + b^2 - 2ab \cos C$$

$$b^2 = a^2 + c^2 - 2ac \cos B$$

$$a^2 = b^2 + c^2 - 2bc \cos A$$

Area of a triangle (pp. 553–555)

$$K = \frac{1}{2}bh \quad K = \frac{1}{2}ab \sin C \quad K = \frac{1}{2}bc \sin A \quad K = \frac{1}{2}ac \sin B$$

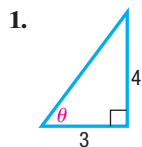
$$K = \sqrt{s(s-a)(s-b)(s-c)} \quad \text{where } s = \frac{1}{2}(a+b+c)$$

Objectives

Section	You should be able to . . .	Example(s)	Review Exercises
8.1	1 Find the value of trigonometric functions of acute angles using right triangles (p. 522)	1, 2	1, 2, 27
	2 Use the complementary angle theorem (p. 524)	3	3–5
	3 Solve right triangles (p. 524)	4, 5	6, 7, 27
	4 Solve applied problems (p. 525)	6–12	28–31, 36–38
8.2	1 Solve SAA or ASA triangles (p. 536)	1, 2	8, 19
	2 Solve SSA triangles (p. 537)	3–5	9, 10, 12, 16, 18
	3 Solve applied problems (p. 539)	6, 7	32, 33
8.3	1 Solve SAS triangles (p. 547)	1	11, 15, 20
	2 Solve SSS triangles (p. 547)	2	13, 14, 17
	3 Solve applied problems (p. 548)	3	34
8.4	1 Find the area of SAS triangles (p. 553)	1	21, 22, 26, 35
	2 Find the area of SSS triangles (p. 554)	2	23, 24
8.5	1 Build a model for an object in simple harmonic motion (p. 559)	1	39
	2 Analyze simple harmonic motion (p. 561)	2	40, 41
	3 Analyze an object in damped motion (p. 562)	3	42, 43
	4 Graph the sum of two functions (p. 564)	4, 5	44

Review Exercises

In Problems 1 and 2, find the exact value of the six trigonometric functions of the angle θ in each figure.



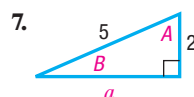
In Problems 3–5, find the exact value of each expression. Do not use a calculator.

3. $\cos 62^\circ - \sin 28^\circ$

4. $\frac{\sec 55^\circ}{\csc 35^\circ}$

5. $\cos^2 40^\circ + \cos^2 50^\circ$

In Problems 6 and 7, solve each triangle.



In Problems 8–20, find the remaining angle(s) and side(s) of each triangle, if it (they) exists. If no triangle exists, say “No triangle.”

- | | | |
|---|--|--|
| 8. $A = 50^\circ$, $B = 30^\circ$, $a = 1$ | 9. $A = 100^\circ$, $a = 5$, $c = 2$ | 10. $a = 3$, $c = 1$, $C = 110^\circ$ |
| 11. $a = 3$, $c = 1$, $B = 100^\circ$ | 12. $a = 3$, $b = 5$, $B = 80^\circ$ | 13. $a = 2$, $b = 3$, $c = 1$ |
| 14. $a = 10$, $b = 7$, $c = 8$ | 15. $a = 1$, $b = 3$, $C = 40^\circ$ | 16. $a = 5$, $b = 3$, $A = 80^\circ$ |
| 17. $a = 1$, $b = \frac{1}{2}$, $c = \frac{4}{3}$ | 18. $a = 3$, $A = 10^\circ$, $b = 4$ | 19. $a = 4$, $A = 20^\circ$, $B = 100^\circ$ |
| 20. $c = 5$, $b = 4$, $A = 70^\circ$ | | |

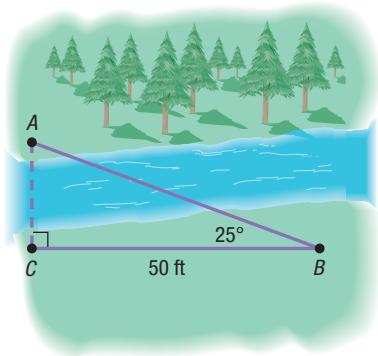
In Problems 21–25, find the area of each triangle.

- | | | |
|--|---|---------------------------------|
| 21. $a = 2$, $b = 3$, $C = 40^\circ$ | 22. $b = 4$, $c = 10$, $A = 70^\circ$ | 23. $a = 4$, $b = 3$, $c = 5$ |
| 24. $a = 4$, $b = 2$, $c = 5$ | 25. $A = 50^\circ$, $B = 30^\circ$, $a = 1$ | |

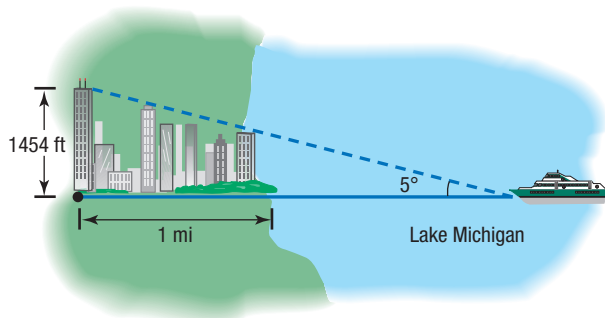
26. Area of a Segment Find the area of the segment of a circle whose radius is 6 inches formed by a central angle of 50° .

27. Geometry The hypotenuse of a right triangle is 12 feet. If one leg is 8 feet, find the degree measure of each angle.

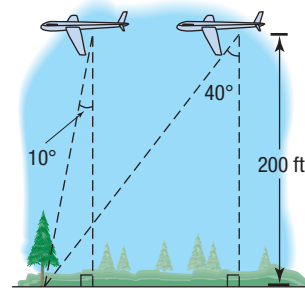
28. Finding the Width of a River Find the distance from A to C across the river illustrated in the figure.



29. Finding the Distance to Shore The Willis Tower in Chicago is 1454 feet tall and is situated about 1 mile inland from the shore of Lake Michigan, as indicated in the figure. An observer in a pleasure boat on the lake directly in front of the Willis Tower looks at the top of the tower and measures the angle of elevation as 5° . How far offshore is the boat?

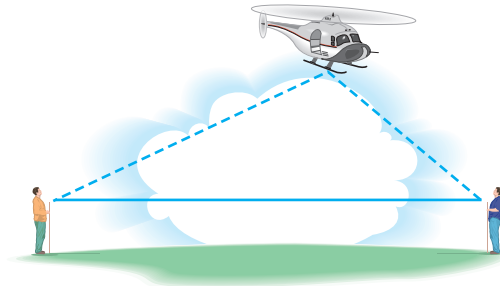


30. Finding the Speed of a Glider From a glider 200 feet above the ground, two sightings of a stationary object directly in front are taken 1 minute apart (see the figure, top right). What is the speed of the glider?

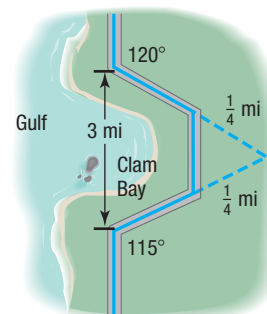


31. Finding the Grade of a Mountain Trail A straight trail with a uniform inclination leads from a hotel, elevation 5000 feet, to a lake in a valley, elevation 4100 feet. The length of the trail is 4100 feet. What is the inclination (grade) of the trail?

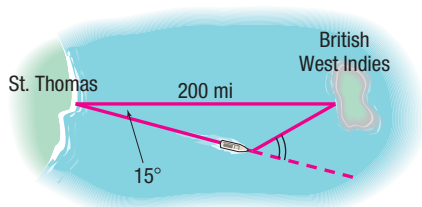
32. Finding the Height of a Helicopter Two observers simultaneously measure the angle of elevation of a helicopter. One angle is measured as 25° , the other as 40° (see the figure). If the observers are 100 feet apart and the helicopter lies over the line joining them, how high is the helicopter?



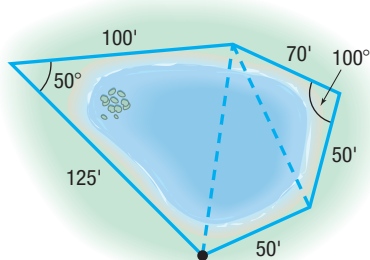
33. Constructing a Highway A highway whose primary directions are north–south is being constructed along the west coast of Florida. Near Naples, a bay obstructs the straight path of the road. Since the cost of a bridge is prohibitive, engineers decide to go around the bay. The figure shows the path that they decide on and the measurements taken. What is the length of highway needed to go around the bay?



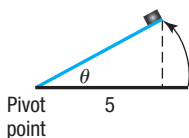
- 34. Correcting a Navigational Error** A sailboat leaves St. Thomas bound for an island in the British West Indies, 200 miles away. Maintaining a constant speed of 18 miles per hour, but encountering heavy crosswinds and strong currents, the crew finds, after 4 hours, that the sailboat is off course by 15° .
- How far is the sailboat from the island at this time?
 - Through what angle should the sailboat turn to correct its course?
 - How much time has been added to the trip because of this? (Assume that the speed remains at 18 miles per hour.)



- 35. Approximating the Area of a Lake** To approximate the area of a lake, Cindy walks around the perimeter of the lake, taking the measurements shown in the figure. Using this technique, what is the approximate area of the lake?
- [Hint: Use the Law of Cosines on the three triangles shown and then find the sum of their areas.]



- 36. Finding the Bearing of a Ship** The *Majesty* leaves the Port at Boston for Bermuda with a bearing of $S80^\circ E$ at an average speed of 10 knots. After 1 hour, the ship turns 90° toward the southwest. After 2 hours at an average speed of 20 knots, what is the bearing of the ship from Boston?
- 37. Frictional Force** A box sitting on a flat surface has a coefficient of static friction of $\mu_s = 0.3$. If one end of the surface is raised, static friction prevents the box from sliding until the force of static friction is overcome. The critical angle at which the box begins to slide, θ_c , can be found from the equation $\tan \theta_c = \mu_s$.
- What is the critical angle for the box?
 - If the box is 5 ft from the pivot point, at what height will the box begin to slide? See the figure.




- 38. Frictional Force** (See Problem 37.) Once the box begins to slide and accelerate, kinetic friction acts to slow the box with a coefficient of kinetic friction $\mu_k = 0.1$. The raised end of the surface can be lowered to a point where the box continues sliding but does not accelerate. The critical angle at which this happens, θ_c' , can be found from the equation $\tan \theta_c' = \mu_k$.
- What is this critical angle for the box?
 - If the box is 5 ft from the pivot point, at what height will the box stop accelerating?
- 39. Simple Harmonic Motion** An object attached to a coiled spring is pulled down a distance $a = 3$ units from its rest position and then released. Assuming that the motion is simple harmonic with period $T = 4$ seconds, find a model that relates the displacement d of the object from its rest position after t seconds. Also assume that the positive direction of the motion is up.

In Problems 40 and 41, the displacement d (in feet) of an object from its rest position at time t (in seconds) is given.

- Describe the motion of the object.
 - What is the maximum displacement from its rest position?
 - What is the time required for one oscillation?
 - What is the frequency?
- 40.** $d(t) = 6 \sin(2t)$ **41.** $d(t) = -2 \cos(\pi t)$
- 42. Damped Harmonic Motion** An object of mass $m = 40$ grams attached to a coiled spring with damping factor $b = 0.75$ gram/second is pulled down a distance $a = 15$ centimeters from its rest position and then released. Assume that the positive direction of the motion is up and the period is $T = 5$ seconds under simple harmonic motion.
- Find a function that models the displacement d of the object from its rest position after t seconds.
 - Graph the equation found in part (a) for 5 oscillations.
- 43. Damped Motion** The displacement d (in meters) of the bob of a pendulum of mass 20 kilograms from its rest position at time t (in seconds) is given as

$$d(t) = -15e^{-0.6t/40} \cos\left(\sqrt{\left(\frac{2\pi}{5}\right)^2 - \frac{0.36}{1600}} t\right)$$

- Describe the motion of the object.
- What is the initial displacement of the bob? That is, what is the displacement at $t = 0$?

 **(c)** Graph the function d using a graphing utility.

- What is the displacement of the bob at the start of the second oscillation?
- What happens to the displacement of the bob as time increases without bound?

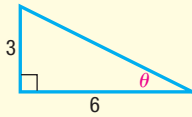
44. Graph $y = 2 \sin x + \cos(2x)$ by adding y -coordinates.

Chapter Test

CHAPTER
Test Prep
VIDEOS

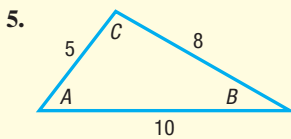
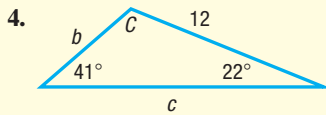
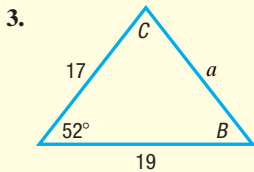
The Chapter Test Prep Videos include step-by-step solutions to all chapter test exercises. These videos are available in MyLab™ Math, or on this text's YouTube Channel. Refer to the Preface for a link to the YouTube channel.

1. Find the exact value of the six trigonometric functions of the angle θ in the figure.



2. Find the exact value of $\sin 40^\circ - \cos 50^\circ$.

In Problems 3–5, use the given information to determine the three remaining parts of each triangle.



In Problems 6–8, solve each triangle.

6. $A = 55^\circ$, $C = 20^\circ$, $a = 4$

7. $a = 3$, $b = 7$, $A = 40^\circ$

8. $a = 8$, $b = 4$, $C = 70^\circ$

9. Find the area of the triangle described in Problem 8.

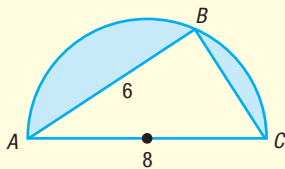
10. Find the area of the triangle described in Problem 5.

11. A 12-foot ladder leans against a building. The top of the ladder leans against the wall 10.5 feet from the ground. What is the angle formed by the ground and the ladder?

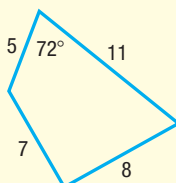
12. A hot-air balloon is flying at a height of 600 feet and is directly above the Marshall Space Flight Center in Huntsville, Alabama. The pilot of the balloon looks down at the airport that is known to be 5 miles from the Marshall Space Flight Center. What is the angle of depression from the balloon to the airport?

13. Find the area of the shaded region enclosed in a semicircle of diameter 8 centimeters. The length of the chord AB is 6 centimeters.

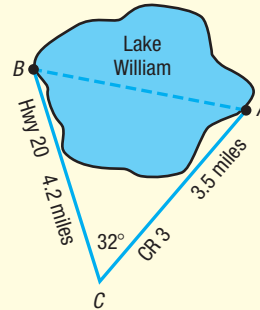
[Hint: Triangle ABC is a right triangle.]



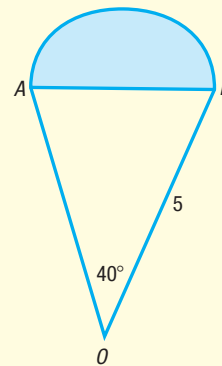
14. Find the area of the quadrilateral shown.



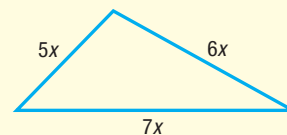
15. Madison wants to swim across Lake William from the fishing lodge (point A) to the boat ramp (point B), but she wants to know the distance first. Highway 20 goes right past the boat ramp and County Road 3 goes to the lodge. The two roads intersect at point C , 4.2 miles from the ramp and 3.5 miles from the lodge. Madison uses a transit to measure the angle of intersection of the two roads to be 32° . How far will she need to swim?



16. Given that $\triangle OAB$ is an isosceles triangle and the shaded sector is a semicircle, find the area of the entire region. Express your answer as a decimal rounded to two places.



17. The area of the triangle shown below is $54\sqrt{6}$ square units. Find the lengths of the sides.



18. Logan is playing on her swing. One full swing (front to back to front) takes 6 seconds, and at the peak of her swing she is at an angle of 42° with the vertical. If her swing is 5 feet long, and we ignore all resistive forces, find a function that models her horizontal displacement (from the rest position) after time t .

Cumulative Review


- Find the real solutions, if any, of the equation $3x^2 + 1 = 4x$.
- Find an equation for the circle with center at the point $(-5, 1)$ and radius 3. Graph this circle.
- Find the domain of the function

$$f(x) = \sqrt{x^2 - 3x - 4}$$

- Graph the function: $y = 3 \sin(\pi x)$
- Graph the function: $y = -2 \cos(2x - \pi)$
- If $\tan \theta = -2$ and $\frac{3\pi}{2} < \theta < 2\pi$, find the exact value of:

(a) $\sin \theta$ (b) $\cos \theta$ (c) $\sin(2\theta)$

(d) $\cos(2\theta)$ (e) $\sin\left(\frac{1}{2}\theta\right)$ (f) $\cos\left(\frac{1}{2}\theta\right)$

-  7. Graph each of the following functions on the interval $[0, 4]$:

(a) $y = e^x$ (b) $y = \sin x$
 (c) $y = e^x \sin x$ (d) $y = 2x + \sin x$

- Graph each the following functions:

(a) $y = x$ (b) $y = x^2$ (c) $y = \sqrt{x}$
 (d) $y = x^3$ (e) $y = e^x$ (f) $y = \ln x$
 (g) $y = \sin x$ (h) $y = \cos x$ (i) $y = \tan x$

- Solve the triangle for which side a is 20, side c is 15, and angle C is 40° .

- In the complex number system, solve the equation

$$3x^5 - 10x^4 + 21x^3 - 42x^2 + 36x - 8 = 0$$

- Graph the rational function

$$R(x) = \frac{2x^2 - 7x - 4}{x^2 + 2x - 15}$$

- Solve $3^x = 12$. Round your answer to two decimal places.

- Solve: $\log_3(x + 8) + \log_3 x = 2$

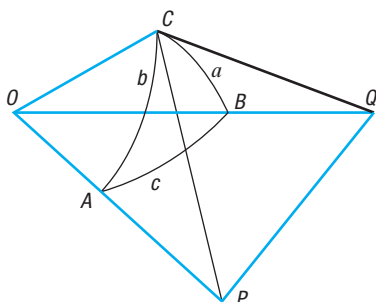
- Suppose that $f(x) = 4x + 5$ and $g(x) = x^2 + 5x - 24$.

- (a) Solve $f(x) = 0$. (b) Solve $f(x) = 13$.
 (c) Solve $f(x) = g(x)$. (d) Solve $f(x) > 0$.
 (e) Solve $g(x) \leq 0$. (f) Graph $y = f(x)$.
 (g) Graph $y = g(x)$.

Chapter Projects

- I. Spherical Trigonometry** When the distance between two locations on the surface of Earth is small, we can treat Earth as a plane and compute the distance in statutory miles. Using this assumption, we can use the Law of Sines and the Law of Cosines to approximate distances and angles. However, the Earth is a sphere, so as the distance between two points on its surface increases, the linear distance is less accurate. Under this circumstance, we need to take into account the curvature of Earth when using the Law of Sines and the Law of Cosines.

- See the figure. The points A , B , and C are the vertices of a spherical triangle with sides a , b , and c , a three-sided figure drawn on the surface of a sphere with center at the point O . Connect each vertex by a radius to the center O of the sphere. Now draw tangent lines to the sides a and b of the triangle that go through C . Extend the lines OA and OB to intersect the tangent lines at P and Q , respectively. List the plane right triangles. Find the measures of the central angles.



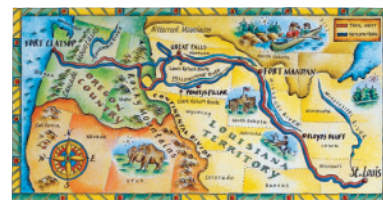
- Use the Law of Cosines with triangles OPQ and CPQ to find two expressions for the length of PQ .

- Subtract the expressions in part (2) from each other. Solve for the term containing $\cos c$.
- Use the Pythagorean Theorem to find another value for $OQ^2 - CQ^2$ and $OP^2 - CP^2$. Now solve for $\cos c$.
- Replacing the ratios in part (4) by the cosines of the sides of the spherical triangle, you should now have the Law of Cosines for spherical triangles:

$$\cos c = \cos a \cos b + \sin a \sin b \cos C$$

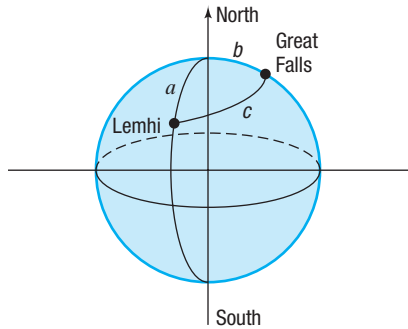
Source: For the spherical Law of Cosines, see *Mathematics from the Birth of Numbers* by Jan Gullberg. W. W. Norton & Co., Publishers, 1996, pp. 491–494.

- II. The Lewis and Clark Expedition** Lewis and Clark followed several rivers in their trek from what is now Great Falls, Montana, to the Pacific coast. First, they went down the Missouri and Jefferson rivers from Great Falls to Lemhi, Idaho. Because the two cities are at different longitudes and different latitudes, we must account for the curvature of Earth when computing the distance that they traveled. Assume that the radius of Earth is 3960 miles.



- Great Falls is at approximately 47.5°N and 111.3°W . Lemhi is at approximately 45.5°N and 113.5°W . (We will assume that the rivers flow straight from Great Falls to Lemhi on the surface of Earth.) This line is
(continued)

called a geodesic line. Use the Law of Cosines for a spherical triangle [see Project I, part (5),] to find the angle between Great Falls and Lemhi. (The central angles are found by using the differences in the latitudes and longitudes of the towns. See the figure.) Then find the length of the arc joining the two towns. (Recall $s = r\theta$.)



2. From Lemhi, they went up the Bitterroot River and the Snake River to what is now Lewiston and Clarkston on the border of Idaho and Washington. Although this is not

really a side to a triangle, we will make a side that goes from Lemhi to Lewiston and Clarkston. If Lewiston and Clarkston are at about 46.5°N 117.0°W , find the distance from Lemhi using the Law of Cosines for a spherical triangle and the arc length.

3. How far did the explorers travel just to get that far?
4. Draw a plane triangle connecting the three towns. If the distance from Lewiston to Great Falls is 282 miles and the angle at Great Falls is 42° and the angle at Lewiston is 48.5° , find the distance from Great Falls to Lemhi and from Lemhi to Lewiston. How do these distances compare with the ones computed in parts (1) and (2)?

Source: For Lewis and Clark Expedition: *American Journey: The Quest for Liberty to 1877, Texas Edition*. Prentice Hall, 1992, p. 345.

Source: For map coordinates: *National Geographic Atlas of the World*, published by National Geographic Society, 1981, pp. 74–75.

Citation: Used with permission of *Technology Review*, from W. Roush, "From Lewis and Clark to Landsat: David Rumsey's Digital Maps Marry Past and Present," 108, no. 7, © 2005; permission conveyed through Copyright Clearance Center, Inc.

The following projects are available at the Instructor's Resource Center (IRC):

- III. **Project at Motorola: How Can You Build or Analyze a Vibration Profile?** Fourier functions not only are important to analyze vibrations but also are what a mathematician would call interesting. Complete the project to see why.
- IV. **Leaning Tower of Pisa** Trigonometry is used to analyze the apparent height and tilt of the Leaning Tower of Pisa.
- V. **Locating Lost Treasure** Clever treasure seekers who know the Law of Sines are able to find a buried treasure efficiently.
- VI. **Jacob's Field** Angles of elevation and the Law of Sines are used to determine the height of the stadium wall and the distance from home plate to the top of the wall.

Polar Coordinates; Vectors

9

How Airplanes Fly

Four aerodynamic forces act on an airplane in flight: **lift**, **drag**, **thrust**, and **weight** (gravity).

Drag is the resistance of air molecules hitting the airplane (the *backward* force), thrust is the power of the airplane's engine (the *forward* force), lift is the *upward* force, and weight is the *downward* force. So for airplanes to fly and stay airborne, the thrust must be greater than the drag, and the lift must be greater than the weight.

This is certainly the case when an airplane takes off or climbs. However, when it is in straight and level flight, the opposing forces of lift, and weight are balanced. During a descent, weight exceeds lift, and to slow the airplane, drag has to overcome thrust.

Thrust is generated by the airplane's engine (propeller or jet), weight is created by the natural force of gravity acting on the airplane, and drag comes from friction as the plane moves through air molecules.

Drag is also a *reaction* to lift, and this lift must be generated by the airplane in flight. This is done by the **wings** of the airplane.

A cross section of a typical airplane wing shows the top surface to be more curved than the bottom surface. This shaped profile is called an **airfoil** (or aerofoil), and the shape is used because an airfoil generates significantly more lift than opposing drag. In other words, it is very **efficient** at generating lift.

During flight, air naturally flows over and beneath the wing and is deflected upward over the top surface and downward beneath the lower surface. Any difference in deflection causes a difference in air pressure (pressure gradient), and because of the airfoil shape, the pressure of the deflected air is lower above the airfoil than below it. As a result the wing is “pushed” upward by the higher pressure beneath, or, you can argue, it is “sucked” upward by the lower pressure above.

Source: Adapted from Pete Carpenter. How Airplanes Fly—The Basic Principles of Flight
<http://www.rc-airplane-world.com/how-airplanes-fly.html>,
accessed May 2018. © rc-airplane-world.com

— See Chapter Project I —



◀ A Look Back, A Look Ahead ▶

This chapter is in two parts: Polar Coordinates (Sections 9.1–9.3) and Vectors (Sections 9.4–9.7). They are independent of each other and may be covered in either order.

Sections 9.1–9.3: In Chapter 1, we introduced rectangular coordinates (the xy -plane) and discussed the graph of an equation in two variables involving x and y . In Sections 9.1 and 9.2, we introduce polar coordinates, an alternative to rectangular coordinates, and discuss graphing equations that involve polar coordinates. In Section 5.3, we discussed raising a real number to a real power. In Section 9.3, we extend this idea by raising a complex number to a real power. As it turns out, polar coordinates are useful for the discussion.

Sections 9.4–9.7: We have seen in many chapters that we are often required to solve an equation to obtain a solution to applied problems. In the last four sections of this chapter, we develop the notion of a vector and show how it can be used to model applied problems in physics and engineering.

Outline

- 9.1 Polar Coordinates
- 9.2 Polar Equations and Graphs
- 9.3 The Complex Plane;
De Moivre's Theorem
- 9.4 Vectors
- 9.5 The Dot Product
- 9.6 Vectors in Space
- 9.7 The Cross Product
- Chapter Review
- Chapter Test
- Cumulative Review
- Chapter Projects

9.1 Polar Coordinates

PREPARING FOR THIS SECTION Before getting started, review the following:

- Rectangular Coordinates (Section 1.1, pp. 2–3)
- Definition of the Trigonometric Functions (Section 6.2, pp. 376 and 386)
- The Distance Formula (Section 1.1, pp. 3–4)
- Inverse Tangent Function (Section 7.1, pp. 454–456)
- Completing the Square (Section A.3, p. A29)
- Angles; Degree Measure; Radian Measure (Section 6.1, pp. 362–367)

 **Now Work** the 'Are You Prepared?' problems on page 583.

- OBJECTIVES**
- 1 Plot Points Using Polar Coordinates (p. 576)
 - 2 Convert from Polar Coordinates to Rectangular Coordinates (p. 578)
 - 3 Convert from Rectangular Coordinates to Polar Coordinates (p. 580)
 - 4 Transform Equations between Polar and Rectangular Forms (p. 582)

So far, we have always used a system of rectangular coordinates to plot points in the plane. Now we are ready to describe another system, called *polar coordinates*. In many instances, polar coordinates offer certain advantages over rectangular coordinates.

In a rectangular coordinate system, you will recall, a point in the plane is represented by an ordered pair of numbers (x, y) , where x and y equal the signed distances of the point from the y -axis and the x -axis, respectively. In a polar coordinate system, we select a point, called the **pole**, and then a ray with vertex at the pole, called the **polar axis**. See Figure 1. Comparing the rectangular and polar coordinate systems, note that the origin in rectangular coordinates coincides with the pole in polar coordinates, and the positive x -axis in rectangular coordinates coincides with the polar axis in polar coordinates.

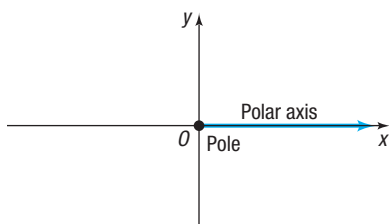


Figure 1

1 Plot Points Using Polar Coordinates

A point P in a polar coordinate system is represented by an ordered pair (r, θ) of numbers. If $r > 0$, then r is the distance of the point from the pole; θ is an angle (in degrees or radians) formed by the polar axis and a ray from the pole through the point. We call the ordered pair (r, θ) the **polar coordinates** of the point. See Figure 2.

As an example, suppose that a point P has polar coordinates $(2, \frac{\pi}{4})$. Locate P by first drawing an angle of $\frac{\pi}{4}$ radian, placing its vertex at the pole and its initial side along the polar axis. Then go out a distance of 2 units along the terminal side of the angle to reach the point P . See Figure 3.

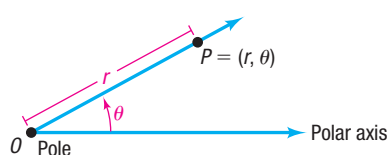


Figure 2

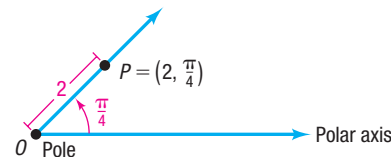


Figure 3

In using polar coordinates (r, θ) , it is possible for r to be negative. When this happens, instead of the point being on the terminal side of θ , it is on the ray from the pole extending in the direction *opposite* the terminal side of θ at a distance $|r|$ units from the pole. See Figure 4 for an illustration.

For example, to plot the point $(-3, \frac{2\pi}{3})$, use the ray in the opposite direction of $\frac{2\pi}{3}$ and go out $|-3| = 3$ units along that ray. See Figure 5.

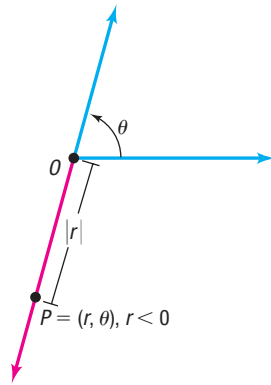


Figure 4

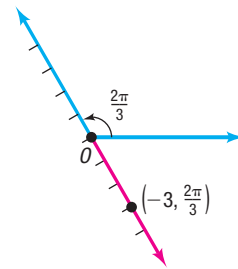


Figure 5

EXAMPLE 1**Plotting Points Using Polar Coordinates**

Plot the points with the following polar coordinates:

- (a) $\left(3, \frac{5\pi}{3}\right)$ (b) $\left(2, -\frac{\pi}{4}\right)$ (c) $(3, 0)$ (d) $\left(-2, \frac{\pi}{4}\right)$

Solution

Figure 6 shows the points.

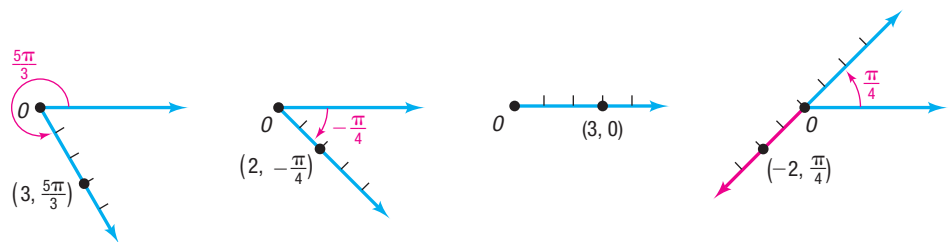


Figure 6

(a)

(b)

(c)

(d)

 **Now Work** PROBLEMS 13, 25, AND 31

Recall that an angle measured counterclockwise is positive and an angle measured clockwise is negative. This convention has some interesting consequences related to polar coordinates.

EXAMPLE 2**Finding Several Polar Coordinates of a Single Point**

Consider again the point P with polar coordinates $\left(2, \frac{\pi}{4}\right)$, as shown in Figure 7(a). Because $\frac{\pi}{4}$, $\frac{9\pi}{4}$, and $-\frac{7\pi}{4}$ all have the same terminal side, this point P also can be located by using the polar coordinates $\left(2, \frac{9\pi}{4}\right)$ or the polar coordinates $\left(2, -\frac{7\pi}{4}\right)$, as shown in Figures 7(b) and (c). The point $\left(2, \frac{\pi}{4}\right)$ can also be represented by the polar coordinates $\left(-2, \frac{5\pi}{4}\right)$. See Figure 7(d).

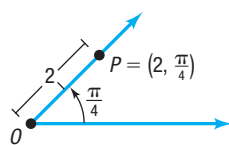
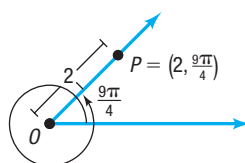
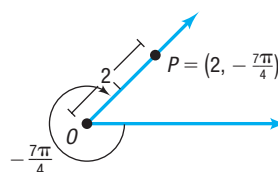


Figure 7

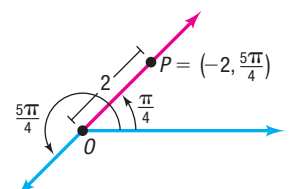
(a)



(b)



(c)



(d)

EXAMPLE 3

Finding Other Polar Coordinates of a Given Point

Plot the point P with polar coordinates $\left(3, \frac{\pi}{6}\right)$, and find other polar coordinates (r, θ) of this same point for which:

- (a) $r > 0$, $2\pi \leq \theta < 4\pi$ (b) $r < 0$, $0 \leq \theta < 2\pi$
 (c) $r > 0$, $-2\pi \leq \theta < 0$

Solution The point $\left(3, \frac{\pi}{6}\right)$ is plotted in Figure 8.

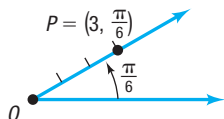


Figure 8

- (a) Add 1 revolution (2π radians) to the angle $\frac{\pi}{6}$ to get

$$P = \left(3, \frac{\pi}{6} + 2\pi\right) = \left(3, \frac{13\pi}{6}\right).$$

See Figure 9.

- (b) Add $\frac{1}{2}$ revolution (π radians) to the angle $\frac{\pi}{6}$, and replace 3 by -3 to get $P = \left(-3, \frac{\pi}{6} + \pi\right) = \left(-3, \frac{7\pi}{6}\right)$. See Figure 10.

- (c) Subtract 2π from the angle $\frac{\pi}{6}$ to get $P = \left(3, \frac{\pi}{6} - 2\pi\right) = \left(3, -\frac{11\pi}{6}\right)$. See Figure 11.

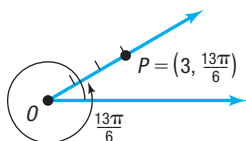


Figure 9

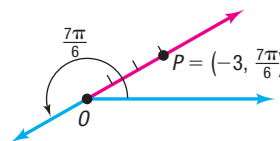


Figure 10

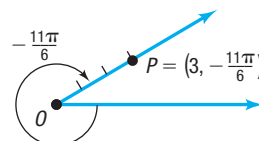


Figure 11

These examples show a major difference between rectangular coordinates and polar coordinates. A point has exactly one pair of rectangular coordinates; however, a point has infinitely many pairs of polar coordinates.

SUMMARY

A point with polar coordinates (r, θ) , θ in radians, can also be represented by either of the following:

$$(r, \theta + 2\pi k) \quad \text{or} \quad (-r, \theta + \pi + 2\pi k) \quad k \text{ an integer}$$

The polar coordinates of the pole are $(0, \theta)$, where θ can be any angle.

 **Now Work** PROBLEM 35

2 Convert from Polar Coordinates to Rectangular Coordinates

Sometimes it is necessary to convert coordinates or equations in rectangular form to polar form, and vice versa. To do this, recall that the origin in rectangular coordinates is the pole in polar coordinates and that the positive x -axis in rectangular coordinates is the polar axis in polar coordinates.

THEOREM Conversion from Polar Coordinates to Rectangular Coordinates

If P is a point with polar coordinates (r, θ) , the rectangular coordinates (x, y) of P are given by

$$x = r \cos \theta \quad y = r \sin \theta \quad (1)$$

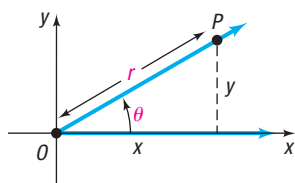


Figure 12

Proof Suppose that P has the polar coordinates (r, θ) . We seek the rectangular coordinates (x, y) of P . Refer to Figure 12.

- If $r = 0$, then, regardless of θ , the point P is the pole, for which the rectangular coordinates are $(0, 0)$. Formula (1) is valid for $r = 0$.
- If $r > 0$, the point P is on the terminal side of θ , and $r = d(O, P) = \sqrt{x^2 + y^2}$. Because

$$\cos \theta = \frac{x}{r} \quad \sin \theta = \frac{y}{r}$$

this means

$$x = r \cos \theta \quad y = r \sin \theta$$

- If $r < 0$ and θ is in radians, then the point $P = (r, \theta)$ can be represented as $(-r, \pi + \theta)$, where $-r > 0$. Because

$$\cos(\pi + \theta) = -\cos \theta = \frac{x}{-r} \quad \sin(\pi + \theta) = -\sin \theta = \frac{y}{-r}$$

this means

$$x = r \cos \theta \quad y = r \sin \theta \quad \blacksquare$$

EXAMPLE 4

Converting from Polar Coordinates to Rectangular Coordinates

Find the rectangular coordinates of the points with polar coordinates:

- (a) $\left(6, \frac{\pi}{6}\right)$ (b) $\left(-4, -\frac{\pi}{4}\right)$

Solution

Use equations (1): $x = r \cos \theta$ and $y = r \sin \theta$.

- (a) Figure 13(a) shows $\left(6, \frac{\pi}{6}\right)$ plotted. Notice that $\left(6, \frac{\pi}{6}\right)$ lies in quadrant I of the rectangular coordinate system. So both the x -coordinate and the y -coordinate will be positive. Substituting $r = 6$ and $\theta = \frac{\pi}{6}$ gives

$$x = r \cos \theta = 6 \cos \frac{\pi}{6} = 6 \cdot \frac{\sqrt{3}}{2} = 3\sqrt{3}$$

$$y = r \sin \theta = 6 \sin \frac{\pi}{6} = 6 \cdot \frac{1}{2} = 3$$

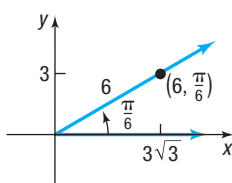
The rectangular coordinates of the point $\left(6, \frac{\pi}{6}\right)$ are $(3\sqrt{3}, 3)$, which lies in quadrant I, as expected.

- (b) Figure 13(b) shows $\left(-4, -\frac{\pi}{4}\right)$ plotted. Notice that $\left(-4, -\frac{\pi}{4}\right)$ lies in quadrant II of the rectangular coordinate system. Substituting $r = -4$ and $\theta = -\frac{\pi}{4}$ gives

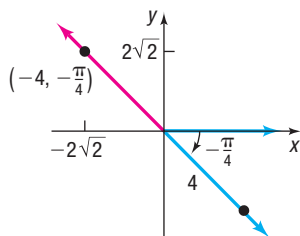
$$x = r \cos \theta = -4 \cos\left(-\frac{\pi}{4}\right) = -4 \cdot \frac{\sqrt{2}}{2} = -2\sqrt{2}$$

$$y = r \sin \theta = -4 \sin\left(-\frac{\pi}{4}\right) = -4\left(-\frac{\sqrt{2}}{2}\right) = 2\sqrt{2}$$

The rectangular coordinates of the point $\left(-4, -\frac{\pi}{4}\right)$ are $(-2\sqrt{2}, 2\sqrt{2})$, which lies in quadrant II, as expected.




(a)



(b)

Figure 13

 **COMMENT** Many calculators have the capability of converting from polar coordinates to rectangular coordinates. Consult your user's manual for the proper keystrokes. In most cases this procedure is tedious, so you will probably find using equations (1) is faster. \blacksquare

3 Convert from Rectangular Coordinates to Polar Coordinates

Converting from rectangular coordinates (x, y) to polar coordinates (r, θ) is a little more complicated. Notice that each solution begins by plotting the given rectangular coordinates.

EXAMPLE 5

Converting from Rectangular Coordinates to Polar Coordinates where the Point Lies on a Coordinate Axis

Find polar coordinates of a point whose rectangular coordinates are $(0, 3)$.

Step-by-Step Solution

Step 1: Plot the point (x, y) and note the quadrant the point lies in or the coordinate axis the point lies on.

Plot the point $(0, 3)$ in a rectangular coordinate system. See Figure 14. The point lies on the positive y -axis.

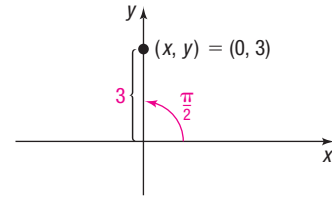


Figure 14

Step 2: Find the distance r from the origin to the point.

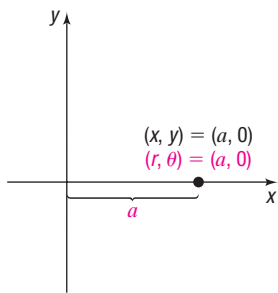
The point $(0, 3)$ lies on the y -axis a distance of 3 units from the origin (pole), so $r = 3$.

Step 3: Determine θ .

A ray with vertex at the pole through $(0, 3)$ forms an angle $\theta = \frac{\pi}{2}$ with the polar axis.

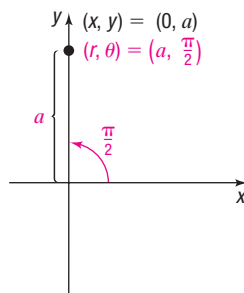
Polar coordinates for this point can be given by $(3, \frac{\pi}{2})$. Other possible representations include $(-3, -\frac{\pi}{2})$ and $(3, \frac{5\pi}{2})$.

Figure 15 shows polar coordinates of points that lie on either the x -axis or the y -axis. In each illustration, $a > 0$.

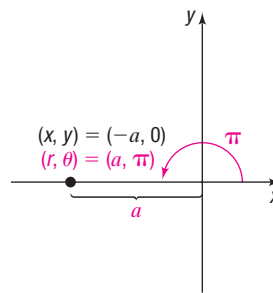


(a) $(x, y) = (a, 0), a > 0$

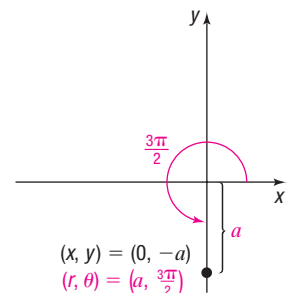
Figure 15



(b) $(x, y) = (0, a), a > 0$



(c) $(x, y) = (-a, 0), a > 0$



(d) $(x, y) = (0, -a), a > 0$

Now Work PROBLEM 59

EXAMPLE 6

Converting from Rectangular Coordinates to Polar Coordinates where the Point Lies in a Quadrant

Find the polar coordinates of a point whose rectangular coordinates are $(2, -2)$.

Step-by-Step Solution

Step 1: Plot the point (x, y) and note the quadrant the point lies in or the coordinate axis the point lies on.

Plot the point $(2, -2)$ in a rectangular coordinate system. See Figure 16. The point lies in quadrant IV.

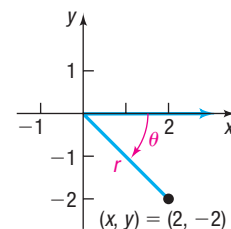


Figure 16

Step 2: Find the distance r from the origin to the point.


$$r = \sqrt{x^2 + y^2} = \sqrt{2^2 + (-2)^2} = \sqrt{8} = 2\sqrt{2}$$

Step 3: Determine θ .

Find θ by recalling that $\tan \theta = \frac{y}{x}$, so $\theta = \tan^{-1} \frac{y}{x}$, $-\frac{\pi}{2} < \theta < \frac{\pi}{2}$. Because $(2, -2)$ lies in quadrant IV, this means that $-\frac{\pi}{2} < \theta < 0$. As a result,

$$\theta = \tan^{-1} \frac{y}{x} = \tan^{-1} \left(\frac{-2}{2} \right) = \tan^{-1} (-1) = -\frac{\pi}{4}$$

Polar coordinates for the point $(2, -2)$ are $\left(2\sqrt{2}, -\frac{\pi}{4} \right)$. Other possible representations include $\left(2\sqrt{2}, \frac{7\pi}{4} \right)$ and $\left(-2\sqrt{2}, \frac{3\pi}{4} \right)$.

 **COMMENT** Many calculators have the capability of converting from rectangular coordinates to polar coordinates. Consult your user's manual for the proper keystrokes. ■

EXAMPLE 7

Converting from Rectangular Coordinates to Polar Coordinates

Find polar coordinates of a point whose rectangular coordinates are $(-1, -\sqrt{3})$.

Solution

STEP 1: See Figure 17. The point lies in quadrant III.

STEP 2: The distance r from the origin to the point $(-1, -\sqrt{3})$ is

$$r = \sqrt{(-1)^2 + (-\sqrt{3})^2} = \sqrt{4} = 2$$

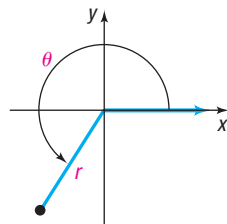
STEP 3: To find θ , use

$$\alpha = \tan^{-1} \frac{y}{x} = \tan^{-1} \frac{-\sqrt{3}}{-1} = \tan^{-1} \sqrt{3} = \frac{\pi}{3}, \quad -\frac{\pi}{2} < \alpha < \frac{\pi}{2}$$

Since the point $(-1, -\sqrt{3})$ lies in quadrant III and the inverse tangent function gives an angle in quadrant I, add π to the result to obtain an angle in quadrant III. Then

$$\theta = \pi + \alpha = \pi + \tan^{-1} \sqrt{3} = \pi + \frac{\pi}{3} = \frac{4\pi}{3}$$

Polar coordinates for this point are $\left(2, \frac{4\pi}{3} \right)$. Other possible representations include $\left(-2, \frac{\pi}{3} \right)$ and $\left(2, -\frac{2\pi}{3} \right)$.



$(x, y) = (-1, -\sqrt{3})$
Figure 17

Figure 18 shows how to find polar coordinates of a point that lies in a quadrant when its rectangular coordinates (x, y) are given.

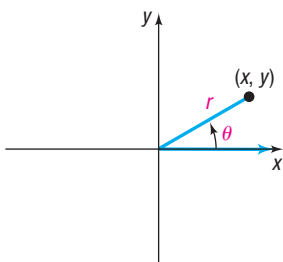
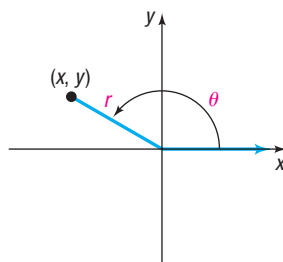
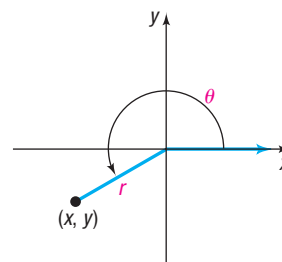


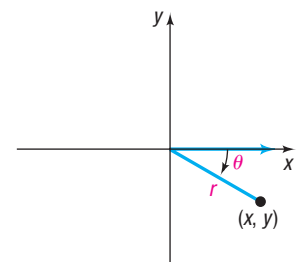
Figure 18 (a) $r = \sqrt{x^2 + y^2}$
 $\theta = \tan^{-1} \frac{y}{x}$



(b) $r = \sqrt{x^2 + y^2}$
 $\theta = \pi + \tan^{-1} \frac{y}{x}$



(c) $r = \sqrt{x^2 + y^2}$
 $\theta = \pi + \tan^{-1} \frac{y}{x}$



(d) $r = \sqrt{x^2 + y^2}$
 $\theta = \tan^{-1} \frac{y}{x}$

THEOREM Converting from Rectangular Coordinates to Polar Coordinates

If P is a point with rectangular coordinates (x, y) , the polar coordinates (r, θ) of P are given by

$$\begin{aligned} r^2 &= x^2 + y^2 & \tan \theta &= \frac{y}{x} & \text{if } x \neq 0 \\ r &= y & \theta &= \frac{\pi}{2} & \text{if } x = 0 \end{aligned} \quad (2)$$

To use equations (2) effectively, follow these steps:

Steps for Converting from Rectangular to Polar Coordinates

STEP 1: Plot the point (x, y) , as shown in Examples 5, 6, and 7.

STEP 2: If $x = 0$ or $y = 0$, use the graph to find r .

If $x \neq 0$ and $y \neq 0$, then $r = \sqrt{x^2 + y^2}$.

STEP 3: Find θ . If $x = 0$ or $y = 0$, use the graph to find θ .

If $x \neq 0$ and $y \neq 0$, note the quadrant in which the point lies.

$$\text{Quadrant I or IV: } \theta = \tan^{-1} \frac{y}{x}$$

$$\text{Quadrant II or III: } \theta = \pi + \tan^{-1} \frac{y}{x}$$

 **Now Work** PROBLEM 63**4 Transform Equations between Polar and Rectangular Forms**

Equations (1) and (2) can be used to transform equations from polar form to rectangular form, and vice versa. Two common techniques for transforming an equation from polar form to rectangular form are to

- Multiply both sides of the equation by r
- Square both sides of the equation

EXAMPLE 8**Transforming an Equation from Polar to Rectangular Form**

Transform the equation $r = 6 \cos \theta$ from polar coordinates to rectangular coordinates, and identify the graph.

Solution

Multiplying both sides by r makes it easier to use equations (1) and (2).

$$r = 6 \cos \theta$$

$$r^2 = 6r \cos \theta \quad \text{Multiply both sides by } r.$$

$$x^2 + y^2 = 6x \quad r^2 = x^2 + y^2; x = r \cos \theta$$

This is the equation of a circle. Complete the square to obtain the standard form.

$$x^2 + y^2 = 6x$$

$$(x^2 - 6x) + y^2 = 0 \quad \text{General form}$$

$$(x^2 - 6x + 9) + y^2 = 9 \quad \text{Complete the square in } x.$$

$$(x - 3)^2 + y^2 = 9 \quad \text{Factor.}$$

This is the standard form of the equation of a circle with center $(3, 0)$ and radius 3.

 **Now Work** PROBLEM 79

EXAMPLE 9

Transforming an Equation from Rectangular to Polar Form

Transform the equation $4xy = 9$ from rectangular coordinates to polar coordinates.

Solution Use $x = r \cos \theta$ and $y = r \sin \theta$.

$$4xy = 9$$

$$4(r \cos \theta)(r \sin \theta) = 9 \quad x = r \cos \theta, y = r \sin \theta$$

$$4r^2 \cos \theta \sin \theta = 9$$

This is the polar form of the equation. It can be simplified as follows:

$$2r^2 (2 \sin \theta \cos \theta) = 9 \quad \text{Factor out } 2r^2.$$

$$2r^2 \sin(2\theta) = 9 \quad \text{Double-angle Formula}$$

 **Now Work** PROBLEM 73

9.1 Assess Your Understanding

'Are You Prepared?' Answers are given at the end of these exercises. If you get a wrong answer, read the pages listed in red.


- Plot the point whose rectangular coordinates are $(3, -1)$. What quadrant does the point lie in? (pp. 2–3)
- The distance between two points $P_1 = (x_1, y_1)$ and $P_2 = (x_2, y_2)$ is $d(P_1, P_2) = \underline{\hspace{2cm}}$. (pp. 3–4)
- To complete the square of $x^2 + 6x$, add $\underline{\hspace{1cm}}$. (p. A29)
- Draw the angle $\frac{5\pi}{6}$ in standard position. (pp. 362–367)
- If $P = (x, y)$ is a point on the terminal side of the angle θ at a distance r from the origin, then $\tan \theta = \underline{\hspace{1cm}}$. (p. 386)
- $\tan^{-1}(-1) = \underline{\hspace{1cm}}$. (pp. 454–456)

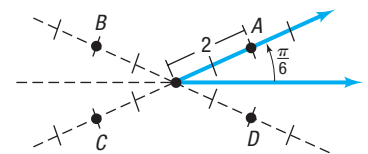
Concepts and Vocabulary

- The origin in rectangular coordinates coincides with the $\underline{\hspace{1cm}}$ in polar coordinates; the positive x -axis in rectangular coordinates coincides with the $\underline{\hspace{1cm}}$ in polar coordinates.
- If P is a point with polar coordinates (r, θ) , the rectangular coordinates (x, y) of P are given by $x = \underline{\hspace{1cm}}$ and $y = \underline{\hspace{1cm}}$.
- Multiple Choice** In a rectangular coordinate system, where does the point with polar coordinates $(1, -\frac{\pi}{2})$ lie?
 - in quadrant IV
 - on the y -axis
 - in quadrant II
 - on the x -axis
- Multiple Choice** The point $(5, \frac{\pi}{6})$ can also be represented by which polar coordinates?
 - $(5, -\frac{\pi}{6})$
 - $(-5, \frac{13\pi}{6})$
 - $(5, -\frac{5\pi}{6})$
 - $(-5, \frac{7\pi}{6})$
- True or False** In the polar coordinates (r, θ) , r can be negative.
- True or False** The polar coordinates of a point are unique.



Skill Building

In Problems 13–20, match each point in polar coordinates with either A, B, C, or D on the graph.

- | | | | |
|---|----------------------------|----------------------------|----------------------------|
|  13. $(2, -\frac{11\pi}{6})$ | 14. $(-2, -\frac{\pi}{6})$ | 15. $(-2, \frac{\pi}{6})$ | 16. $(2, \frac{7\pi}{6})$ |
| 17. $(2, \frac{5\pi}{6})$ | 18. $(-2, \frac{5\pi}{6})$ | 19. $(-2, \frac{7\pi}{6})$ | 20. $(2, \frac{11\pi}{6})$ |



In Problems 21–34, plot each point given in polar coordinates.

- | | | | | |
|--|-----------------------------|----------------------------|----------------------------|--|
| 21. $(3, \frac{\pi}{2})$ | 22. $(4, \frac{3\pi}{2})$ | 23. $(-2, 0)$ | 24. $(-3, \pi)$ |  25. $(6, \frac{\pi}{6})$ |
| 26. $(5, \frac{5\pi}{3})$ | 27. $(-2, \frac{3\pi}{4})$ | 28. $(-3, \frac{2\pi}{3})$ | 29. $(4, -\frac{2\pi}{3})$ | 30. $(2, -\frac{5\pi}{4})$ |
|  31. $(-1, -\frac{\pi}{3})$ | 32. $(-3, -\frac{3\pi}{4})$ | 33. $(-2, -\pi)$ | 34. $(-3, -\frac{\pi}{2})$ | |

In Problems 35–42, plot each point given in polar coordinates, and find other polar coordinates (r, θ) of the point for which:

(a) $r > 0, -2\pi \leq \theta < 0$ (b) $r < 0, 0 \leq \theta < 2\pi$ (c) $r > 0, 2\pi \leq \theta < 4\pi$

35. $\left(5, \frac{2\pi}{3}\right)$ 36. $\left(4, \frac{3\pi}{4}\right)$ 37. $(-2, 3\pi)$ 38. $(-3, 4\pi)$
 39. $\left(1, \frac{\pi}{2}\right)$ 40. $(2, \pi)$ 41. $\left(-3, -\frac{\pi}{4}\right)$ 42. $\left(-2, -\frac{2\pi}{3}\right)$

In Problems 43–58, polar coordinates of a point are given. Find the rectangular coordinates of each point.

43. $\left(3, \frac{\pi}{2}\right)$ 44. $\left(4, \frac{3\pi}{2}\right)$ 45. $(-2, 0)$ 46. $(-3, \pi)$
 47. $\left(6, \frac{5\pi}{6}\right)$ 48. $\left(5, \frac{5\pi}{3}\right)$ 49. $\left(-2, \frac{3\pi}{4}\right)$ 50. $\left(-2, \frac{2\pi}{3}\right)$
 51. $\left(-5, -\frac{\pi}{6}\right)$ 52. $\left(-6, -\frac{\pi}{4}\right)$ 53. $(-2, -\pi)$ 54. $\left(-3, -\frac{\pi}{2}\right)$
 55. $\left(7.5, \frac{11\pi}{18}\right)$ 56. $\left(-3.1, \frac{91\pi}{90}\right)$ 57. $(6.3, 3.8)$ 58. $(8.1, 5.2)$

In Problems 59–70, the rectangular coordinates of a point are given. Find polar coordinates for each point.

59. $(3, 0)$ 60. $(0, 2)$ 61. $(-1, 0)$ 62. $(0, -2)$
 63. $(1, -1)$ 64. $(-3, 3)$ 65. $(5, 5\sqrt{3})$ 66. $\left(-\frac{\sqrt{3}}{2}, -\frac{1}{2}\right)$
 67. $(1.3, -2.1)$ 68. $(-0.8, -2.1)$ 69. $(8.3, 4.2)$ 70. $(-2.3, 0.2)$

In Problems 71–78, the letters x and y represent rectangular coordinates. Write each equation using polar coordinates (r, θ) .

71. $2x^2 + 2y^2 = 3$ 72. $x^2 + y^2 = x$ 73. $x^2 = 4y$ 74. $y^2 = 2x$
 75. $2xy = 1$ 76. $4x^2y = 1$ 77. $x = 4$ 78. $y = -3$

In Problems 79–86, the letters r and θ represent polar coordinates. Write each equation using rectangular coordinates (x, y) .

79. $r = \cos \theta$ 80. $r = \sin \theta + 1$ 81. $r^2 = \cos \theta$ 82. $r = \sin \theta - \cos \theta$
 83. $r = 2$ 84. $r = 4$ 85. $r = \frac{4}{1 - \cos \theta}$ 86. $r = \frac{3}{3 - \cos \theta}$

Applications and Extensions

87. Chicago In Chicago, the road system is set up like a Cartesian plane, where streets are indicated by the number of blocks they are from Madison Street and State Street. For example, Wrigley Field in Chicago is located at 1060 West Addison, which is 10 blocks west of State Street and 36 blocks north of Madison Street. Treat the intersection of Madison Street and State Street as the origin of a coordinate system, with east being the positive x -axis.

- (a) Write the location of Wrigley Field using rectangular coordinates.
 (b) Write the location of Wrigley Field using polar coordinates. Use the east direction for the polar axis. Express θ in degrees.
 (c) Guaranteed Rate Field, home of the White Sox, is located at 35th and Princeton, which is 3 blocks west of State Street and 35 blocks south of Madison. Write the location of Guaranteed Rate Field using rectangular coordinates.
 (d) Write the location of Guaranteed Rate Field using polar coordinates. Use the east direction for the polar axis. Express θ in degrees.

88. Show that the formula for the distance d between two points $P_1 = (r_1, \theta_1)$ and $P_2 = (r_2, \theta_2)$ is

$$d = \sqrt{r_1^2 + r_2^2 - 2r_1 r_2 \cos(\theta_2 - \theta_1)}$$



- 89. Challenge Problem Radar Detection** At 10:15 A.M., a radar station detects an aircraft at a point 80 miles away and 25 degrees north of due east. At 10:25 A.M., the aircraft is 110 miles away and 5 degrees south of due east.
- Using the radar station as the pole and due east as the polar axis, write the two locations of the aircraft in polar coordinates.
 - Write the two locations of the aircraft in rectangular coordinates. Round answers to two decimal places.
 - What is the speed of the aircraft in miles per hour? Round the answer to one decimal place.

- 90. Challenge Problem** Radar station A uses a coordinate system where A is located at the pole and due east is the polar axis. On this system, two other radar stations, B and C , are located at coordinates $(150, -24^\circ)$ and $(100, 32^\circ)$, respectively. If radar station B uses a coordinate system where B is located at the pole and due east is the polar axis, then what are the coordinates of radar stations A and C on this second system? Round answers to one decimal place.

Explaining Concepts: Discussion and Writing

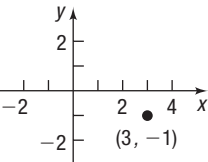
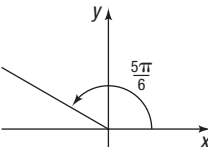
- In converting from polar coordinates to rectangular coordinates, what equations will you use?
- Explain how to convert from rectangular coordinates to polar coordinates.
- Is the street system in your town based on a rectangular coordinate system, a polar coordinate system, or some other system? Explain.

Retain Your Knowledge

Problems 94–103 are based on material learned earlier in the course. The purpose of these problems is to keep the material fresh in your mind so that you are better prepared for the final exam.

- Solve: $\log_4(x + 3) - \log_4(x - 1) = 2$
- Use Descartes' Rule of Signs to determine the possible number of positive or negative real zeros for the function $f(x) = -2x^3 + 6x^2 - 7x - 8$
- Find the midpoint of the line segment connecting the points $(-3, 7)$ and $(\frac{1}{2}, 2)$.
- Given that the point $(3, 8)$ is on the graph of $y = f(x)$, what is the corresponding point on the graph of $y = -2f(x + 3) + 5$?
- If $z = 2 - 5i$ and $w = 4 + i$, find $z \cdot w$.
- Solve the equation: $4 \sin \theta \cos \theta = 1, 0 \leq \theta < 2\pi$
- Solve the triangle: $A = 65^\circ, B = 37^\circ, c = 10$
- Find the exact value of $\sin \frac{7\pi}{12}$.
- Simplify: $\frac{5x^2 \cdot 3e^{3x} - e^{3x} \cdot 10x}{(5x^2)^2}$
- Show that $\sin^5 x = \sin x - 2 \cos^2 x \sin x + \cos^4 x \sin x$.

'Are You Prepared?' Answers

- ; quadrant IV
- $\sqrt{(x_2 - x_1)^2 + (y_2 - y_1)^2}$
- 9
- 
- $\frac{y}{x}$
- $-\frac{\pi}{4}$

9.2 Polar Equations and Graphs

PREPARING FOR THIS SECTION Before getting started, review the following:

- Symmetry (Section 1.2, pp. 13–17)
- Circles (Section 1.4, pp. 35–39)
- Even-Odd Properties of Trigonometric Functions (Section 6.3, pp. 402–403)
- Difference Formulas for Sine and Cosine (Section 7.5, pp. 487 and 490)
- Values of the Sine and Cosine Functions at Certain Angles (Section 6.2, pp. 378–385)

 **Now Work** the 'Are You Prepared?' problems on page 597.

- OBJECTIVES**
- Identify and Graph Polar Equations by Converting to Rectangular Equations (p. 586)
 - Test Polar Equations for Symmetry (p. 589)
 - Graph Polar Equations by Plotting Points (p. 590)

Just as a rectangular grid may be used to plot points given by rectangular coordinates, such as the points $(-3, 1)$ and $(1, 2)$ shown in Figure 19(a), a grid consisting of concentric circles (with centers at the pole) and rays (with vertices at the pole) can be used to plot points given by polar coordinates, such as the points $(4, \frac{5\pi}{4})$ and $(2, \frac{\pi}{4})$ shown in Figure 19(b). Such **polar grids** are used to graph *polar equations*.

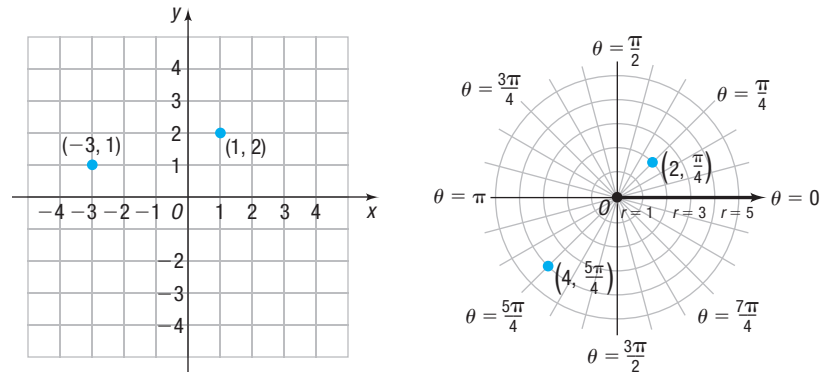


Figure 19

(a) Rectangular grid

(b) Polar grid

DEFINITION Polar Equation

An equation whose variables are polar coordinates is called a **polar equation**. The **graph of a polar equation** consists of all points whose polar coordinates satisfy the equation.

1 Identify and Graph Polar Equations by Converting to Rectangular Equations

One method that can be used to graph a polar equation is to convert the equation to rectangular coordinates. In the following discussion, (x, y) represents the rectangular coordinates of a point P , and (r, θ) represents polar coordinates of the point P .

EXAMPLE 1**Identifying and Graphing a Polar Equation (Circle)**

Identify and graph the equation: $r = 3$

Solution

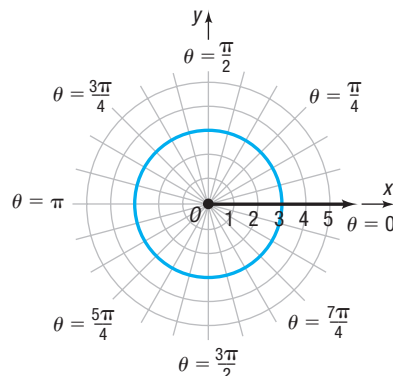
Convert the polar equation to a rectangular equation.

$$r = 3$$

$$r^2 = 9 \quad \text{Square both sides.}$$

$$x^2 + y^2 = 9 \quad r^2 = x^2 + y^2$$

The graph of $r = 3$ is a circle, with center at the pole and radius 3. See Figure 20.

Figure 20 $r = 3$ or $x^2 + y^2 = 9$

EXAMPLE 2**Identifying and Graphing a Polar Equation (Line)**

Identify and graph the equation: $\theta = \frac{\pi}{3}$

Solution

Convert the polar equation to a rectangular equation.

$$\theta = \frac{\pi}{3}$$

$$\tan \theta = \tan \frac{\pi}{3} \quad \text{Find the tangent of both sides.}$$

$$\frac{y}{x} = \sqrt{3} \quad \tan \theta = \frac{y}{x}; \tan \frac{\pi}{3} = \sqrt{3}$$

$$y = \sqrt{3}x$$

The graph of $\theta = \frac{\pi}{3}$ is a line passing through the pole making an angle of $\frac{\pi}{3}$ with the polar axis. See Figure 21.

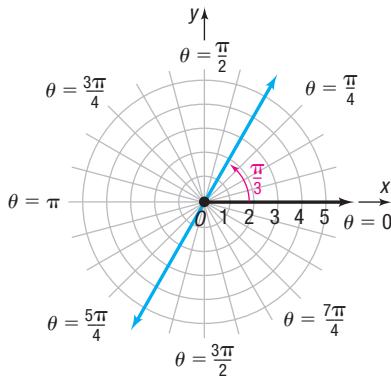


Figure 21 $\theta = \frac{\pi}{3}$ or $y = \sqrt{3}x$

 **Now Work** PROBLEM 17

EXAMPLE 3**Identifying and Graphing a Polar Equation (Horizontal Line)**

Identify and graph the equation: $r \sin \theta = 2$

Solution

Because $y = r \sin \theta$, we can write the equation as

$$y = 2$$

Therefore, the graph of $r \sin \theta = 2$ is a horizontal line 2 units above the pole. See Figure 22.

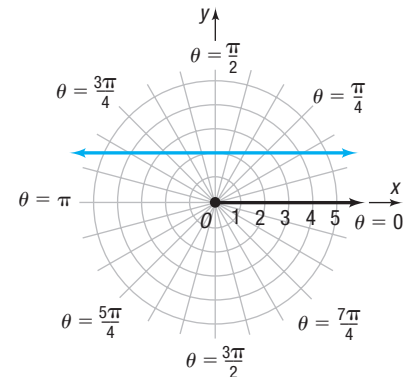


Figure 22 $r \sin \theta = 2$ or $y = 2$



COMMENT A graphing utility can be used to graph polar equations. Read Using a Graphing Utility to Graph a Polar Equation, Section B.8. ■

EXAMPLE 4**Identifying and Graphing a Polar Equation (Vertical Line)**

Identify and graph the equation: $r \cos \theta = -3$

Solution

Since $x = r \cos \theta$, we can write the equation as

$$x = -3$$

Therefore, the graph of $r \cos \theta = -3$ is a vertical line 3 units to the left of the pole. See Figure 23.

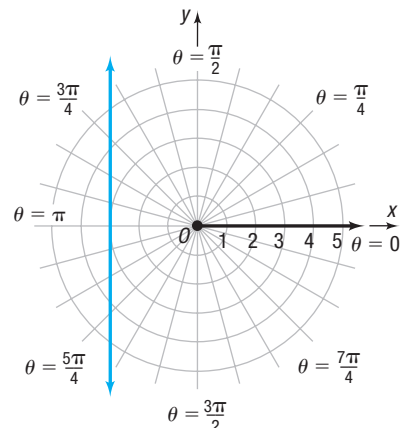


Figure 23 $r \cos \theta = -3$ or $x = -3$

Examples 3 and 4 on the previous page lead to the following results. (The proofs are left as exercises. See Problems 83 and 84.)

THEOREM

Let a be a real number. Then the graph of the equation

$$r \sin \theta = a$$

is a horizontal line. It lies a units above the pole if $a \geq 0$ and lies $|a|$ units below the pole if $a < 0$.

The graph of the equation

$$r \cos \theta = a$$

is a vertical line. It lies a units to the right of the pole if $a \geq 0$ and lies $|a|$ units to the left of the pole if $a < 0$.

 **Now Work** PROBLEM 21
EXAMPLE 5**Identifying and Graphing a Polar Equation (Circle)**

Identify and graph the equation: $r = 4 \sin \theta$

To transform the polar equation to rectangular coordinates, multiply both sides by r .

$$r^2 = 4r \sin \theta$$

Now use the facts that $r^2 = x^2 + y^2$ and $y = r \sin \theta$. Then

$$x^2 + y^2 = 4y$$

$$x^2 + (y^2 - 4y) = 0$$

$$x^2 + (y^2 - 4y + 4) = 4 \quad \text{Complete the square in } y.$$

$$x^2 + (y - 2)^2 = 4 \quad \text{Factor.}$$

This is the standard equation of a circle with center $(0, 2)$ in rectangular coordinates and radius 2. See Figure 24.

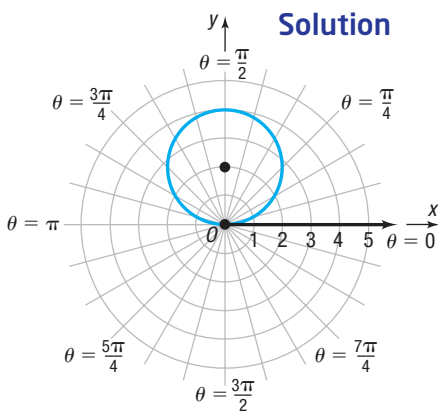


Figure 24
 $r = 4 \sin \theta$ or $x^2 + (y - 2)^2 = 4$

EXAMPLE 6**Identifying and Graphing a Polar Equation (Circle)**

Identify and graph the equation: $r = -2 \cos \theta$

To transform the polar equation to rectangular coordinates, multiply both sides by r .

$$r^2 = -2r \cos \theta$$

$$x^2 + y^2 = -2x \quad r^2 = x^2 + y^2; \quad x = r \cos \theta$$

$$x^2 + 2x + y^2 = 0$$

$$(x^2 + 2x + 1) + y^2 = 1 \quad \text{Complete the square in } x.$$

$$(x + 1)^2 + y^2 = 1 \quad \text{Factor.}$$

This is the standard equation of a circle with center $(-1, 0)$ in rectangular coordinates and radius 1. See Figure 25.

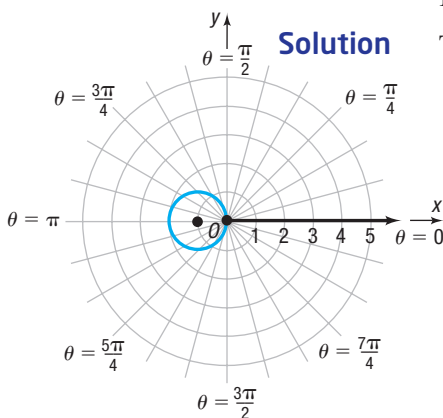


Figure 25
 $r = -2 \cos \theta$ or $(x + 1)^2 + y^2 = 1$

Exploration



Be sure the mode of your graphing utility is set to polar coordinates and radian measure. Using a square screen, graph $r_1 = \sin \theta$, $r_2 = 2 \sin \theta$, and $r_3 = 3 \sin \theta$. Do you see the pattern? Clear the screen and graph $r_1 = -\sin \theta$, $r_2 = -2 \sin \theta$, and $r_3 = -3 \sin \theta$. Do you see the pattern? Clear the screen and graph $r_1 = \cos \theta$, $r_2 = 2 \cos \theta$, and $r_3 = 3 \cos \theta$. Do you see the pattern? Clear the screen and graph $r_1 = -\cos \theta$, $r_2 = -2 \cos \theta$, and $r_3 = -3 \cos \theta$. Do you see the pattern?

Based on Examples 5 and 6 and the Exploration to the left, we are led to the following results. (The proofs are left as exercises. See Problems 85–88.)

THEOREM

Suppose a is a positive real number. Then

Equation	Description
$r = 2a \sin \theta$	Circle: radius a ; center at $(0, a)$ in rectangular coordinates
$r = -2a \sin \theta$	Circle: radius a ; center at $(0, -a)$ in rectangular coordinates
$r = 2a \cos \theta$	Circle: radius a ; center at $(a, 0)$ in rectangular coordinates
$r = -2a \cos \theta$	Circle: radius a ; center at $(-a, 0)$ in rectangular coordinates

Each circle passes through the pole.

Now Work PROBLEM 23

The method of converting a polar equation to an identifiable rectangular equation to obtain the graph is not always helpful, nor is it always necessary. Usually, a table is created that lists several points on the graph. By checking for symmetry, it may be possible to reduce the number of points needed to draw the graph.

2 Test Polar Equations for Symmetry

In polar coordinates, the points (r, θ) and $(r, -\theta)$ are symmetric with respect to the polar axis (and to the x -axis). See Figure 26(a). The points (r, θ) and $(r, \pi - \theta)$ are symmetric with respect to the line $\theta = \frac{\pi}{2}$ (the y -axis). See Figure 26(b). The points (r, θ) and $(-r, \theta)$ are symmetric with respect to the pole (the origin). See Figure 26(c).

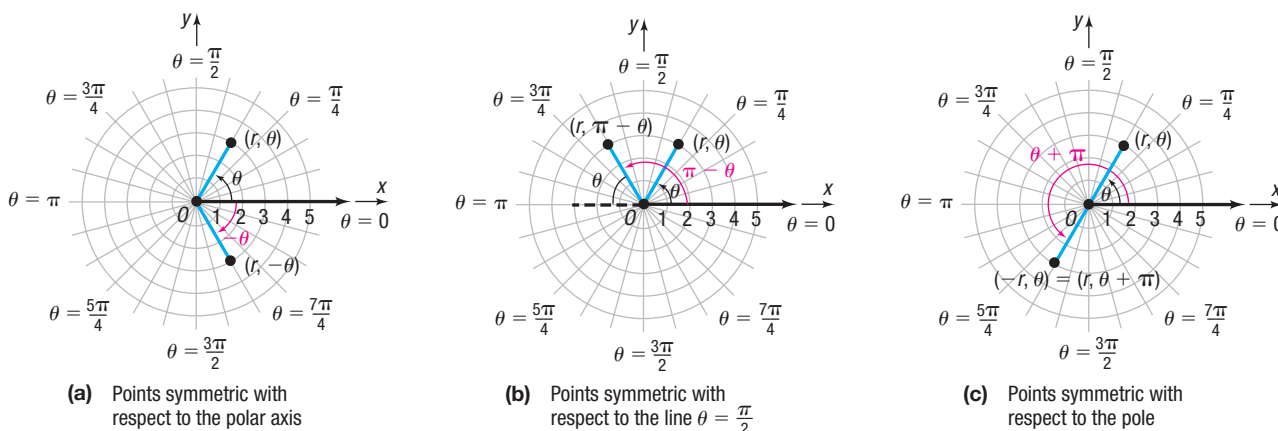


Figure 26

(a) Points symmetric with respect to the polar axis

(b) Points symmetric with respect to the line $\theta = \frac{\pi}{2}$

(c) Points symmetric with respect to the pole

The following tests are a consequence of these observations.

THEOREM Tests for Symmetry

- Symmetry with Respect to the Polar Axis (x -Axis)**

In a polar equation, replace θ by $-\theta$. If an equivalent equation results, the graph is symmetric with respect to the polar axis.

- Symmetry with Respect to the Line $\theta = \frac{\pi}{2}$ (y -Axis)**

In a polar equation, replace θ by $\pi - \theta$. If an equivalent equation results, the graph is symmetric with respect to the line $\theta = \frac{\pi}{2}$.

- Symmetry with Respect to the Pole (Origin)**

In a polar equation, replace r by $-r$ or θ by $\theta + \pi$. If an equivalent equation results, the graph is symmetric with respect to the pole.

The three tests for symmetry given on the previous page are *sufficient* conditions for symmetry, but they are not *necessary* conditions. That is, an equation may fail these tests and still have a graph that is symmetric with respect to the polar axis, the line $\theta = \frac{\pi}{2}$, or the pole. For example, the graph of $r = \sin(2\theta)$ turns out to be symmetric with respect to the polar axis, the line $\theta = \frac{\pi}{2}$, and the pole, but only the test for symmetry with respect to the pole (replace θ by $\theta + \pi$) works. See also Problems 93–95.

3 Graph Polar Equations by Plotting Points

EXAMPLE 7

Graphing a Polar Equation (Cardioid)

Graph the equation: $r = 1 - \sin \theta$

Solution

Check for symmetry first.

Polar Axis: Replace θ by $-\theta$. The result is

$$r = 1 - \sin(-\theta) = 1 + \sin \theta \quad \sin(-\theta) = -\sin \theta$$

The test fails, so the graph may or may not be symmetric with respect to the polar axis.

The Line $\theta = \frac{\pi}{2}$: Replace θ by $\pi - \theta$. The result is

$$\begin{aligned} r &= 1 - \sin(\pi - \theta) = 1 - (\sin \pi \cos \theta - \cos \pi \sin \theta) \\ &= 1 - [0 \cdot \cos \theta - (-1) \sin \theta] = 1 - \sin \theta \end{aligned}$$

The test is satisfied, so the graph is symmetric with respect to the line $\theta = \frac{\pi}{2}$.

The Pole: Replace r by $-r$. Then the result is $-r = 1 - \sin \theta$, so $r = -1 + \sin \theta$. The test fails. Replace θ by $\theta + \pi$. The result is

$$\begin{aligned} r &= 1 - \sin(\theta + \pi) \\ &= 1 - [\sin \theta \cos \pi + \cos \theta \sin \pi] \\ &= 1 - [\sin \theta \cdot (-1) + \cos \theta \cdot 0] \\ &= 1 + \sin \theta \end{aligned}$$

This test also fails, so the graph may or may not be symmetric with respect to the pole.

Next, identify points on the graph by assigning values to the angle θ and calculating the corresponding values of r . Due to the periodicity of the sine function and the symmetry with respect to the line $\theta = \frac{\pi}{2}$, just assign values to θ from $-\frac{\pi}{2}$ to $\frac{\pi}{2}$, as given in Table 1.

Now plot the points (r, θ) from Table 1 and trace out the graph, beginning at the point $(2, -\frac{\pi}{2})$ and ending at the point $(0, \frac{\pi}{2})$. Then reflect this portion of the graph about the line $\theta = \frac{\pi}{2}$ (the y-axis) to obtain the complete graph. See Figure 27.

Table 1

θ	$r = 1 - \sin \theta$
$-\frac{\pi}{2}$	$1 - (-1) = 2$
$-\frac{\pi}{3}$	$1 - \left(-\frac{\sqrt{3}}{2}\right) \approx 1.87$
$-\frac{\pi}{6}$	$1 - \left(-\frac{1}{2}\right) = \frac{3}{2}$
0	$1 - 0 = 1$
$\frac{\pi}{6}$	$1 - \frac{1}{2} = \frac{1}{2}$
$\frac{\pi}{3}$	$1 - \frac{\sqrt{3}}{2} \approx 0.13$
$\frac{\pi}{2}$	$1 - 1 = 0$

Exploration

Graph $r_1 = 1 + \sin \theta$. Clear the screen and graph $r_1 = 1 - \cos \theta$. Clear the screen and graph $r_1 = 1 + \cos \theta$. Do you see a pattern?

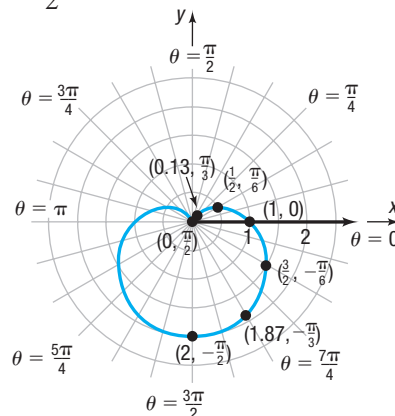


Figure 27 $r = 1 - \sin \theta$

The curve in Figure 27 is an example of a *cardioid* (a heart-shaped curve).

DEFINITION Cardioids

Cardioids are characterized by equations of the form

$$\begin{aligned} \bullet r &= a(1 + \cos \theta) & \bullet r &= a(1 + \sin \theta) \\ \bullet r &= a(1 - \cos \theta) & \bullet r &= a(1 - \sin \theta) \end{aligned}$$

where $a > 0$. The graph of a cardioid passes through the pole.

 **Now Work** PROBLEM 39
EXAMPLE 8**Graphing a Polar Equation (Limaçon without an Inner Loop)**

Graph the equation: $r = 3 + 2 \cos \theta$

Solution

Check for symmetry first.

Polar Axis: Replace θ by $-\theta$. The result is

$$r = 3 + 2 \cos(-\theta) = 3 + 2 \cos \theta \quad \cos(-\theta) = \cos \theta$$

The test is satisfied, so the graph is symmetric with respect to the polar axis.

The Line $\theta = \frac{\pi}{2}$: Replace θ by $\pi - \theta$. The result is

$$\begin{aligned} r &= 3 + 2 \cos(\pi - \theta) = 3 + 2(\cos \pi \cos \theta + \sin \pi \sin \theta) \\ &= 3 - 2 \cos \theta \end{aligned}$$

The test fails, so the graph may or may not be symmetric with respect to the line $\theta = \frac{\pi}{2}$.

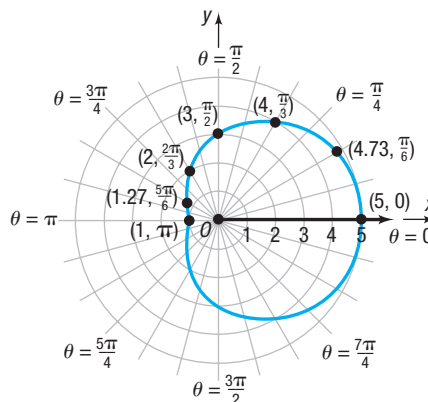
The Pole: Replace r by $-r$. The test fails, so the graph may or may not be symmetric with respect to the pole. Replace θ by $\theta + \pi$. The test fails, so the graph may or may not be symmetric with respect to the pole.


Next, identify points on the graph by assigning values to the angle θ and calculating the corresponding values of r . Due to the periodicity of the cosine function and the symmetry with respect to the polar axis, just assign values to θ from 0 to π , as given in Table 2.

Now plot the points (r, θ) from Table 2 and trace out the graph, beginning at the point $(5, 0)$ and ending at the point $(1, \pi)$. Then reflect this portion of the graph about the polar axis (the x -axis) to obtain the complete graph. See Figure 28.

Table 2

θ	$r = 3 + 2 \cos \theta$
0	$3 + 2 \cdot 1 = 5$
$\frac{\pi}{6}$	$3 + 2 \cdot \frac{\sqrt{3}}{2} \approx 4.73$
$\frac{\pi}{3}$	$3 + 2 \cdot \frac{1}{2} = 4$
$\frac{\pi}{2}$	$3 + 2 \cdot 0 = 3$
$\frac{2\pi}{3}$	$3 + 2 \left(-\frac{1}{2}\right) = 2$
$\frac{5\pi}{6}$	$3 + 2 \left(-\frac{\sqrt{3}}{2}\right) \approx 1.27$
π	$3 + 2(-1) = 1$

**Figure 28** $r = 3 + 2 \cos \theta$ **Exploration**

 Graph $r_1 = 3 - 2 \cos \theta$. Clear the screen and graph $r_1 = 3 + 2 \sin \theta$. Clear the screen and graph $r_1 = 3 - 2 \sin \theta$. Do you see a pattern?

The curve in Figure 28 is an example of a *limaçon* (a French word for *snail*) without an inner loop.

DEFINITION Limaçons without an Inner Loop

Limaçons without an inner loop are characterized by equations of the form

$$\begin{array}{ll} \bullet r = a + b \cos \theta & \bullet r = a + b \sin \theta \\ \bullet r = a - b \cos \theta & \bullet r = a - b \sin \theta \end{array}$$

where $a > b > 0$. The graph of a limaçon without an inner loop does not pass through the pole.

 **Now Work** PROBLEM 45
EXAMPLE 9**Graphing a Polar Equation (Limaçon with an Inner Loop)**

Graph the equation: $r = 1 + 2 \cos \theta$

Solution

First, check for symmetry.

Polar Axis: Replace θ by $-\theta$. The result is

$$r = 1 + 2 \cos(-\theta) = 1 + 2 \cos \theta$$

The test is satisfied, so the graph is symmetric with respect to the polar axis.

The Line $\theta = \frac{\pi}{2}$: Replace θ by $\pi - \theta$. The result is

$$\begin{aligned} r &= 1 + 2 \cos(\pi - \theta) = 1 + 2(\cos \pi \cos \theta + \sin \pi \sin \theta) \\ &= 1 - 2 \cos \theta \end{aligned}$$

The test fails, so the graph may or may not be symmetric with respect to the line $\theta = \frac{\pi}{2}$.

The Pole: Replace r by $-r$. The test fails, so the graph may or may not be symmetric with respect to the pole. Replace θ by $\theta + \pi$. The test fails, so the graph may or may not be symmetric with respect to the pole.

Next, identify points on the graph of $r = 1 + 2 \cos \theta$ by assigning values to the angle θ and calculating the corresponding values of r . Due to the periodicity of the cosine function and the symmetry with respect to the polar axis, just assign values to θ from 0 to π , as given in Table 3.

Now plot the points (r, θ) from Table 3, beginning at $(3, 0)$ and ending at $(-1, \pi)$. See Figure 29(a). Finally, reflect this portion of the graph about the polar axis (the x -axis) to obtain the complete graph. See Figure 29(b).

Table 3

θ	$r = 1 + 2 \cos \theta$
0	$1 + 2 \cdot 1 = 3$
$\frac{\pi}{6}$	$1 + 2 \cdot \frac{\sqrt{3}}{2} \approx 2.73$
$\frac{\pi}{3}$	$1 + 2 \cdot \frac{1}{2} = 2$
$\frac{\pi}{2}$	$1 + 2 \cdot 0 = 1$
$\frac{2\pi}{3}$	$1 + 2\left(-\frac{1}{2}\right) = 0$
$\frac{5\pi}{6}$	$1 + 2\left(-\frac{\sqrt{3}}{2}\right) \approx -0.73$
π	$1 + 2(-1) = -1$

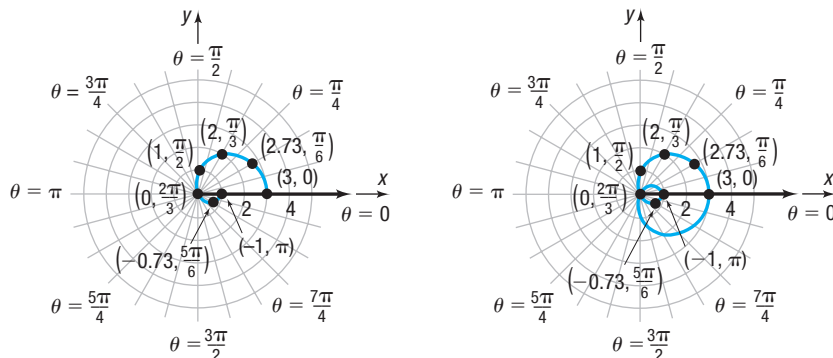


Figure 29

(a)

(b) $r = 1 + 2 \cos \theta$ **Exploration**

Graph $r_1 = 1 - 2 \cos \theta$. Clear the screen and graph $r_1 = 1 + 2 \sin \theta$. Clear the screen and graph $r_1 = 1 - 2 \sin \theta$. Do you see a pattern?

The curve in Figure 29(b) is an example of a *limaçon with an inner loop*.

DEFINITION Limaçons with an Inner Loop

Limaçons with an inner loop are characterized by equations of the form

$$\begin{array}{ll} \bullet r = a + b \cos \theta & \bullet r = a + b \sin \theta \\ \bullet r = a - b \cos \theta & \bullet r = a - b \sin \theta \end{array}$$

where $b > a > 0$. The graph of a limaçon with an inner loop passes through the pole twice.

 **Now Work** PROBLEM 47
EXAMPLE 10**Graphing a Polar Equation (Rose)**

Graph the equation: $r = 2 \cos(2\theta)$

Solution

Check for symmetry.

Polar Axis: Replace θ by $-\theta$. The result is

$$r = 2 \cos[2(-\theta)] = 2 \cos(2\theta)$$

The test is satisfied, so the graph is symmetric with respect to the polar axis.

The Line $\theta = \frac{\pi}{2}$: Replace θ by $\pi - \theta$. The result is

$$r = 2 \cos[2(\pi - \theta)] = 2 \cos(2\pi - 2\theta) = 2 \cos(2\theta)$$

The test is satisfied, so the graph is symmetric with respect to the line $\theta = \frac{\pi}{2}$.

The Pole: Since the graph is symmetric with respect to both the polar axis and the line $\theta = \frac{\pi}{2}$, it must be symmetric with respect to the pole.

Next, construct Table 4. Because of the periodicity of the cosine function and the symmetry with respect to the polar axis, the line $\theta = \frac{\pi}{2}$, and the pole, only list values of θ from 0 to $\frac{\pi}{2}$.

Plot and connect these points as shown in Figure 30(a). Finally, because of symmetry, reflect this portion of the graph first about the polar axis (the x -axis) and then about the line $\theta = \frac{\pi}{2}$ (the y -axis) to obtain the complete graph. See Figure 30(b).

Table 4

θ	$r = 2 \cos(2\theta)$
0	$2 \cdot 1 = 2$
$\frac{\pi}{6}$	$2 \cdot \frac{1}{2} = 1$
$\frac{\pi}{4}$	$2 \cdot 0 = 0$
$\frac{\pi}{3}$	$2\left(-\frac{1}{2}\right) = -1$
$\frac{\pi}{2}$	$2(-1) = -2$

Exploration

Graph $r_1 = 2 \cos(4\theta)$; clear the screen and graph $r_1 = 2 \cos(6\theta)$. How many petals did each of these graphs have?

Clear the screen and graph, in order, each on a clear screen, $r_1 = 2 \cos(3\theta)$, $r_1 = 2 \cos(5\theta)$, and $r_1 = 2 \cos(7\theta)$. What do you notice about the number of petals?

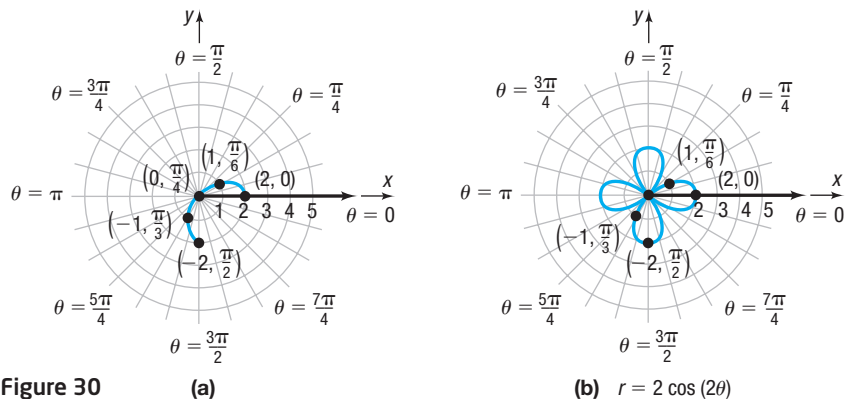


Figure 30

The curve in Figure 30(b) is called a *rose* with four petals.

DEFINITION Rose

Rose curves are characterized by equations of the form

$$\bullet r = a \cos(n\theta) \quad \bullet r = a \sin(n\theta) \quad a \neq 0$$

and have graphs that are rose shaped.

If $n \neq 0$ is even, the rose has $2n$ petals; if $n \neq \pm 1$ is odd, the rose has n petals.

 **Now Work** PROBLEM 51
EXAMPLE 11**Graphing a Polar Equation (Lemniscate)**

Graph the equation: $r^2 = 4 \sin(2\theta)$

Solution

We leave it to you to verify that the graph is symmetric with respect to the pole. Because of the symmetry with respect to the pole, only list those values of θ between $\theta = 0$ and $\theta = \pi$. Note that for $\frac{\pi}{2} < \theta < \pi$ (quadrant II) there are no points on the graph since $r^2 < 0$ for such values. Table 5 lists points on the graph for values of $\theta = 0$ through $\theta = \frac{\pi}{2}$. The points from Table 5 where $r \geq 0$ are plotted in Figure 31(a). The remaining points on the graph may be obtained by using symmetry. Figure 31(b) shows the final graph drawn.

Table 5

θ	$r^2 = 4 \sin(2\theta)$	r
0	$4 \cdot 0 = 0$	0
$\frac{\pi}{6}$	$4 \cdot \frac{\sqrt{3}}{2} = 2\sqrt{3}$	± 1.9
$\frac{\pi}{4}$	$4 \cdot 1 = 4$	± 2
$\frac{\pi}{3}$	$4 \cdot \frac{\sqrt{3}}{2} = 2\sqrt{3}$	± 1.9
$\frac{\pi}{2}$	$4 \cdot 0 = 0$	0

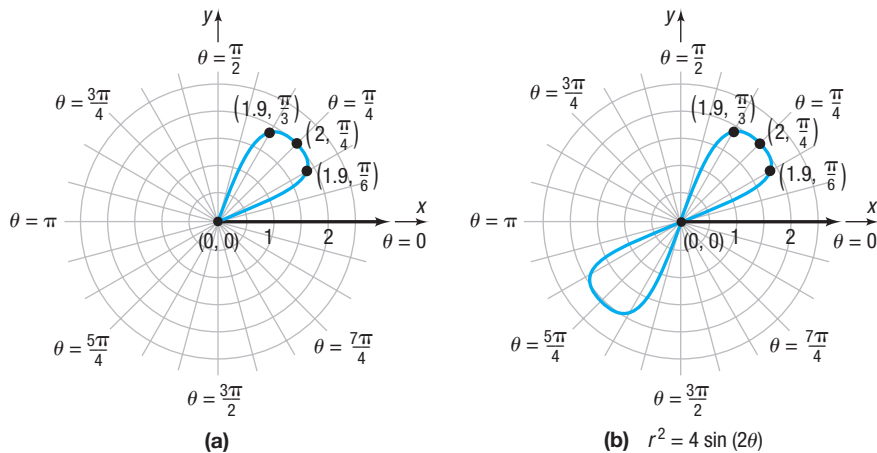


Figure 31

The curve in Figure 31(b) is an example of a *lemniscate* (from the Greek word for *ribbon*).

DEFINITION Lemniscates

Lemniscates are characterized by equations of the form

$$\bullet r^2 = a^2 \sin(2\theta) \quad \bullet r^2 = a^2 \cos(2\theta)$$

where $a \neq 0$, and have graphs that are propeller shaped.

 **Now Work** PROBLEM 55
EXAMPLE 12**Graphing a Polar Equation (Spiral)**

Graph the equation: $r = e^{\theta/5}$

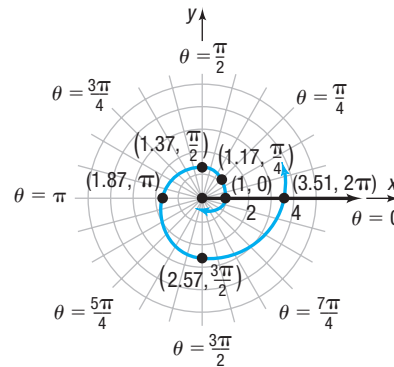
Solution

The tests for symmetry with respect to the pole, the polar axis, and the line $\theta = \frac{\pi}{2}$ fail. Furthermore, there is no number θ for which $r = 0$, so the graph does not pass through the pole. From the equation, note that r is positive for all θ , r increases as θ increases, $r \rightarrow 0$ as $\theta \rightarrow -\infty$, and $r \rightarrow \infty$ as $\theta \rightarrow \infty$.

Table 6

θ	$r = e^{\theta/5}$
$-\frac{3\pi}{2}$	0.39
$-\pi$	0.53
$-\frac{\pi}{2}$	0.73
$-\frac{\pi}{4}$	0.85
0	1
$\frac{\pi}{4}$	1.17
$\frac{\pi}{2}$	1.37
π	1.87
$\frac{3\pi}{2}$	2.57
2π	3.51

With the help of a calculator, the values in Table 6 can be obtained. See Figure 32.

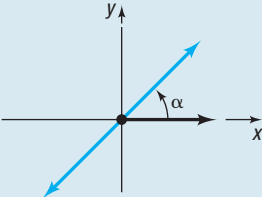
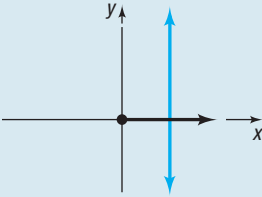
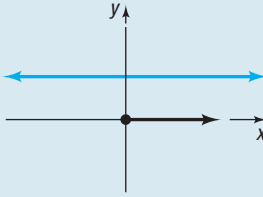
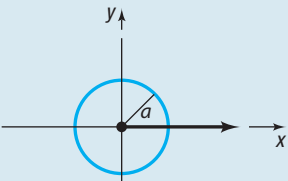
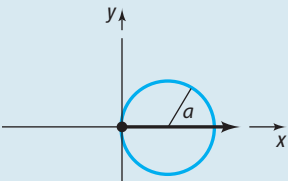
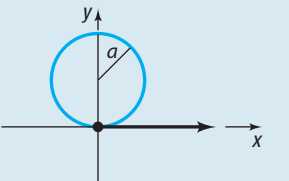
Figure 32 $r = e^{\theta/5}$

The curve in Figure 32 is called a **logarithmic spiral**, since its equation may be written as $\theta = 5 \ln r$ and it spirals infinitely both toward the pole and away from it.

Classification of Polar Equations

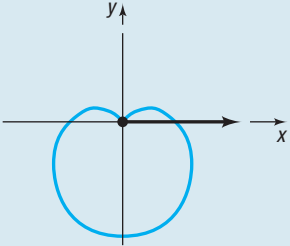
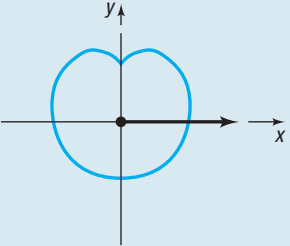
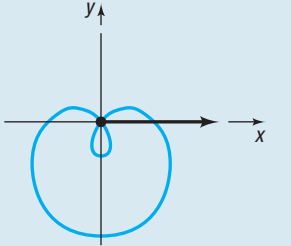
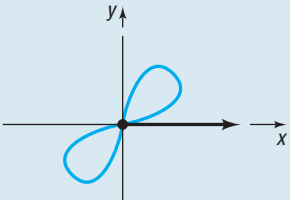
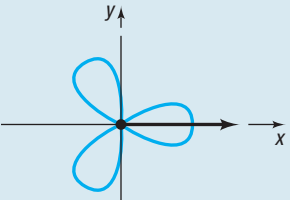
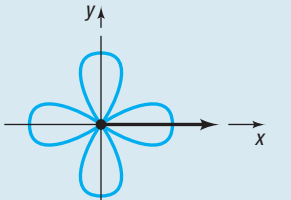
The equations of some lines and circles in polar coordinates and their corresponding equations in rectangular coordinates are given in Table 7. Also included are the names and graphs of a few of the more frequently encountered polar equations.

Table 7

Lines			
Description	Line passing through the pole making an angle α with the polar axis	Vertical line	Horizontal line
Rectangular equation	$y = (\tan \alpha)x$	$x = a$	$y = b$
Polar equation	$\theta = \alpha$	$r \cos \theta = a$	$r \sin \theta = b$
Typical graph			
Circles			
Description	Center at the pole, radius a	Passing through the pole, tangent to the line $\theta = \frac{\pi}{2}$, center on the polar axis, radius a	Passing through the pole, tangent to the polar axis, center on the line $\theta = \frac{\pi}{2}$, radius a
Rectangular equation	$x^2 + y^2 = a^2, a > 0$	$x^2 + y^2 = \pm 2ax, a > 0$	$x^2 + y^2 = \pm 2ay, a > 0$
Polar equation	$r = a, a > 0$	$r = \pm 2a \cos \theta, a > 0$	$r = \pm 2a \sin \theta, a > 0$
Typical graph			

(continued)

Table 7 (Continued)

Other Equations			
Name	Cardioid	Limaçon without inner loop	Limaçon with inner loop
Polar equations	$r = a \pm a \cos \theta, a > 0$ $r = a \pm a \sin \theta, a > 0$	$r = a \pm b \cos \theta, a > b > 0$ $r = a \pm b \sin \theta, a > b > 0$	$r = a \pm b \cos \theta, b > a > 0$ $r = a \pm b \sin \theta, b > a > 0$
Typical graph			
Name	Lemniscate	Rose with three petals	Rose with four petals
Polar equations	$r^2 = a^2 \cos(2\theta), a \neq 0$ $r^2 = a^2 \sin(2\theta), a \neq 0$	$r = a \sin(3\theta), a > 0$ $r = a \cos(3\theta), a > 0$	$r = a \sin(2\theta), a > 0$ $r = a \cos(2\theta), a > 0$
Typical graph			

Sketching Quickly

If a polar equation involves only a sine (or cosine) function, you can quickly obtain its graph by making use of Table 7, periodicity, and a short table.

EXAMPLE 13

Sketching the Graph of a Polar Equation Quickly

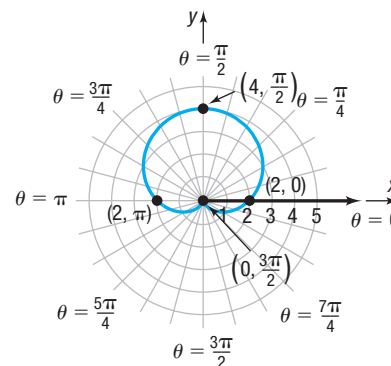
Graph the equation: $r = 2 + 2 \sin \theta$

Solution

Because $a = b = 2$, the graph of this polar equation is a cardioid. The period of $\sin \theta$ is 2π , so form a table using $0 \leq \theta \leq 2\pi$, compute r , plot the points (r, θ) , and sketch the graph of a cardioid as θ varies from 0 to 2π . See Table 8 and Figure 33.

Table 8

θ	$r = 2 + 2 \sin \theta$
0	$2 + 2 \cdot 0 = 2$
$\frac{\pi}{2}$	$2 + 2 \cdot 1 = 4$
π	$2 + 2 \cdot 0 = 2$
$\frac{3\pi}{2}$	$2 + 2(-1) = 0$
2π	$2 + 2 \cdot 0 = 2$

Figure 33 $r = 2 + 2 \sin \theta$

 **Calculus Comment** For those of you planning to study calculus, a comment about one important role of polar equations is in order.

In rectangular coordinates, the equation $x^2 + y^2 = 1$, whose graph is the unit circle, is not the graph of a function. In fact, it requires two functions to obtain the graph of the unit circle:

$$y_1 = \sqrt{1 - x^2} \quad \text{Upper semicircle} \qquad y_2 = -\sqrt{1 - x^2} \quad \text{Lower semicircle}$$

In polar coordinates, the equation $r = 1$, whose graph is also the unit circle, does define a function. For each choice of θ , there is only one corresponding value of r , that is, $r = 1$. Since many problems in calculus require the use of functions, the opportunity to express nonfunctions in rectangular coordinates as functions in polar coordinates becomes extremely useful.

Note also that the vertical-line test for functions is valid only for equations in rectangular coordinates.

Historical Feature



Jakob Bernoulli
(1654–1705)

Polar coordinates seem to have been invented by Jakob Bernoulli (1654–1705) in about 1691, although, as with most such ideas, earlier traces of the notion exist. Early users of calculus remained committed to rectangular coordinates, and polar coordinates did not become widely used until the early 1800s. Even then, it was mostly geometers

who used them for describing odd curves. Finally, about the mid-1800s, applied mathematicians realized the tremendous simplification that polar coordinates make possible in the description of objects with circular or cylindrical symmetry. From then on, their use became widespread.

9.2 Assess Your Understanding

'Are You Prepared?' Answers are given at the end of these exercises. If you get a wrong answer, read the pages listed in red.

- If the rectangular coordinates of a point are $(4, -6)$, the point symmetric to it with respect to the origin is _____. (pp. 13–17)
- The difference formula for cosine is $\cos(A - B) = \underline{\hspace{2cm}}$. (p. 487)
- The standard equation of a circle with center at $(-2, 5)$ and radius 3 is _____. (pp. 35–39)
- Is the sine function even, odd, or neither? (pp. 402–403)
- $\sin \frac{5\pi}{4} = \underline{\hspace{2cm}}$ (pp. 378–385)
- $\cos \frac{2\pi}{3} = \underline{\hspace{2cm}}$ (pp. 378–385)

Concepts and Vocabulary

- An equation whose variables are polar coordinates is called a(n) _____.
- True or False** The tests for symmetry in polar coordinates are always conclusive.
- To test whether the graph of a polar equation may be symmetric with respect to the polar axis, replace θ by _____.
- To test whether the graph of a polar equation may be symmetric with respect to the line $\theta = \frac{\pi}{2}$, replace θ by _____.
- Rose curves are characterized by equations of the form $r = a \cos(n\theta)$ or $r = a \sin(n\theta)$, $a \neq 0$. If $n \neq 0$ is even, the rose has _____ petals; if $n \neq \pm 1$ is odd, the rose has _____ petals.
- True or False** A cardioid passes through the pole.
- Multiple Choice** For a positive real number a , which polar equation is a circle with radius a and center $(a, 0)$ in rectangular coordinates?
 - $r = 2a \sin \theta$
 - $r = -2a \sin \theta$
 - $r = 2a \cos \theta$
 - $r = -2a \cos \theta$
- Multiple Choice** In polar coordinates, the points (r, θ) and $(-r, \theta)$ are symmetric with respect to which of the following?
 - the polar axis (or x -axis)
 - the pole (or origin)
 - the line $\theta = \frac{\pi}{2}$ (or y -axis)
 - the line $\theta = \frac{\pi}{4}$ (or $y = x$)

Skill Building

In Problems 15–30, transform each polar equation to an equation in rectangular coordinates. Then identify and graph the equation.

- | | | | |
|---|-------------------------|--|-------------------------------|
|  15. $r = 4$ | 16. $r = 2$ |  17. $\theta = \frac{\pi}{3}$ | 18. $\theta = -\frac{\pi}{4}$ |
| 19. $r \sin \theta = 4$ | 20. $r \cos \theta = 4$ |  21. $r \cos \theta = -2$ | 22. $r \sin \theta = -2$ |

23. $r = 2 \cos \theta$

24. $r = 2 \sin \theta$

25. $r = -4 \sin \theta$

26. $r = -4 \cos \theta$

27. $r \sec \theta = 4$

28. $r \csc \theta = 8$

29. $r \csc \theta = -2$

30. $r \sec \theta = -4$

In Problems 31–38, match each of the graphs (A) through (H) to one of the following polar equations.

31. $r = 2$

32. $\theta = \frac{\pi}{4}$

33. $r = 2 \cos \theta$

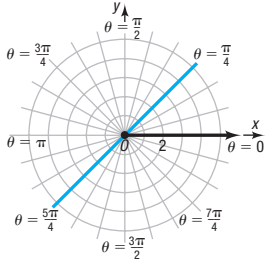
34. $r \cos \theta = 2$

35. $r = 1 + \cos \theta$

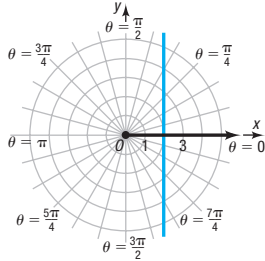
36. $r = 2 \sin \theta$

37. $\theta = \frac{3\pi}{4}$

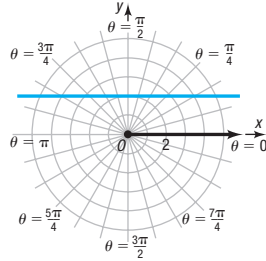
38. $r \sin \theta = 2$



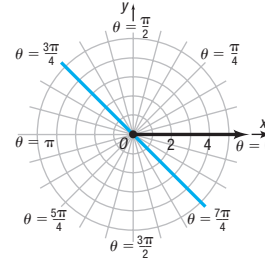
(A)



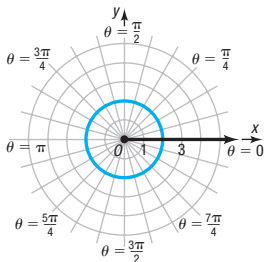
(B)



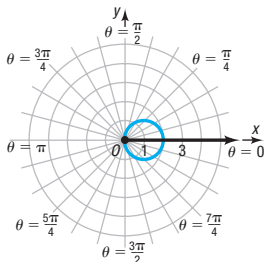
(C)



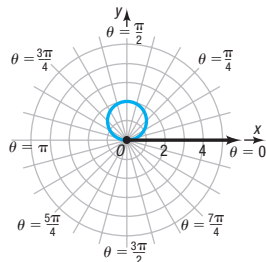
(D)



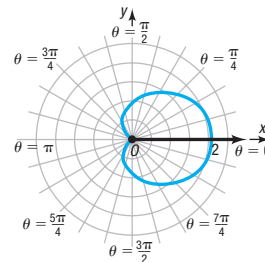
(E)



(F)



(G)



(H)

In Problems 39–62, identify and graph each polar equation.

39. $r = 2 + 2 \cos \theta$

40. $r = 1 + \sin \theta$

41. $r = 3 - 3 \sin \theta$

42. $r = 2 - 2 \cos \theta$

43. $r = 2 + \sin \theta$

44. $r = 2 - \cos \theta$

45. $r = 4 - 2 \cos \theta$

46. $r = 4 + 2 \sin \theta$

47. $r = 1 + 2 \sin \theta$

48. $r = 1 - 2 \sin \theta$

49. $r = 2 - 3 \cos \theta$

50. $r = 2 + 4 \cos \theta$

51. $r = 3 \cos(2\theta)$

52. $r = 2 \sin(3\theta)$

53. $r = 4 \sin(5\theta)$

54. $r = 3 \cos(4\theta)$

55. $r^2 = 9 \cos(2\theta)$

56. $r^2 = \sin(2\theta)$

57. $r = 2^\theta$

58. $r = 3^\theta$

59. $r = 1 - \cos \theta$

60. $r = 3 + \cos \theta$

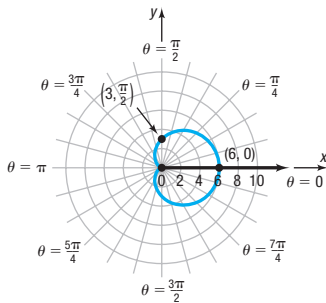
61. $r = 1 - 3 \cos \theta$

62. $r = 4 \cos(3\theta)$

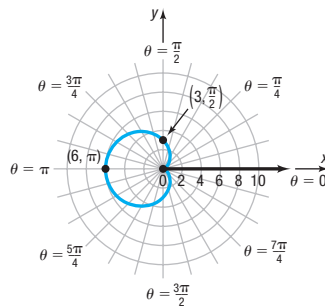
Applications and Extensions

In Problems 63–66, the polar equation for each graph is either $r = a + b \cos \theta$ or $r = a + b \sin \theta$, $a > 0$. Select the correct equation and find the values of a and b .

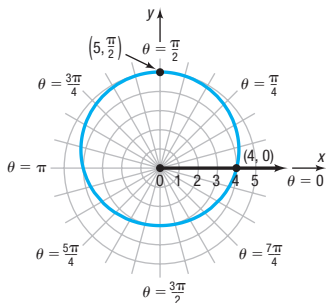
63.



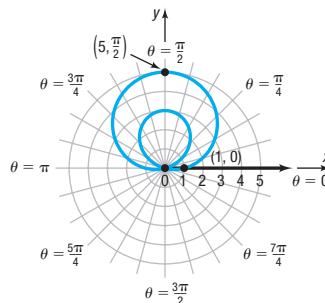
64.



65.



66.



In Problems 67–72, graph each pair of polar equations on the same polar grid. Find the polar coordinates of the point(s) of intersection and label the point(s) on the graph.

67. $r = 8 \cos \theta; r = 2 \sec \theta$

68. $r = 8 \sin \theta; r = 4 \csc \theta$

69. $r = \sin \theta; r = 1 + \cos \theta$

70. $r = 3; r = 2 + 2 \cos \theta$

71. $r = 1 + \sin \theta; r = 1 + \cos \theta$

72. $r = 1 + \cos \theta; r = 3 \cos \theta$

In Problems 73–82, graph each polar equation.

73. $r = \frac{2}{1 - \cos \theta}$ (parabola)

74. $r = \frac{2}{1 - 2 \cos \theta}$ (hyperbola)

75. $r = \frac{1}{3 - 2 \cos \theta}$ (ellipse)

76. $r = \frac{1}{1 - \cos \theta}$ (parabola)

77. $r = \theta, \theta \geq 0$ (spiral of Archimedes)

78. $r = \frac{3}{\theta}$ (reciprocal spiral)

79. $r = \csc \theta - 2, 0 < \theta < \pi$ (conchoid)

80. $r = \sin \theta \tan \theta$ (cissoid)

81. $r = \tan \theta, -\frac{\pi}{2} < \theta < \frac{\pi}{2}$ (kappa curve)

82. $r = \cos \frac{\theta}{2}$

83. Show that the graph of the equation $r \sin \theta = a$ is a horizontal line a units above the pole if $a \geq 0$ and $|a|$ units below the pole if $a < 0$.

84. Show that the graph of the equation $r \cos \theta = a$ is a vertical line a units to the right of the pole if $a \geq 0$ and $|a|$ units to the left of the pole if $a < 0$.

85. Show that the graph of the equation $r = 2a \sin \theta, a > 0$, is a circle of radius a with center $(0, a)$ in rectangular coordinates.

86. Show that the graph of the equation $r = -2a \sin \theta, a > 0$, is a circle of radius a with center $(0, -a)$ in rectangular coordinates.

87. Show that the graph of the equation $r = 2a \cos \theta, a > 0$, is a circle of radius a with center $(a, 0)$ in rectangular coordinates.

88. Show that the graph of the equation $r = -2a \cos \theta, a > 0$, is a circle of radius a with center $(-a, 0)$ in rectangular coordinates.

89. **Sailing** Polar plots provide attainable speeds of a specific sailboat sailing at different angles to a wind of given speed. See the figure. Use the plot to approximate the attainable speed of the sailboat for the given conditions.

(a) Sailing at a 140° angle to a 6-knot wind.

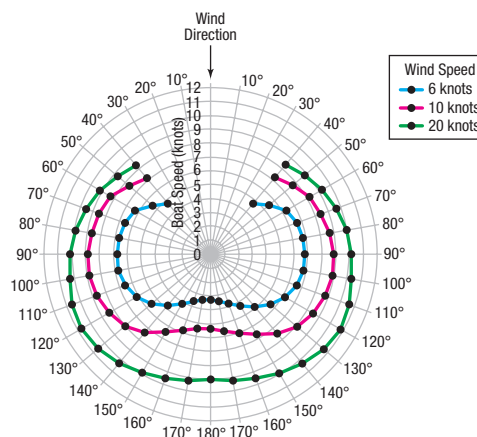
(b) Sailing at a 160° angle to a 10-knot wind.

(c) Sailing at a 80° angle to a 20-knot wind.

(d) If the wind blows at 20 knots, for what angles will the sailboat attain a speed of 10 knots or faster?

(e) If the wind blows at 10 knots, what is the maximum attainable speed of the sailboat? For what angle(s) does this speed occur?

Source: myhanse.com



90. **Challenge Problem** Show that $r = a \cos \theta + b \sin \theta$, with a, b not both zero, is the equation of a circle. Find the center and radius of the circle.

92. **Challenge Problem** Prove that the area of the triangle with vertices $(0, 0)$, (r_1, θ_1) , and (r_2, θ_2) , $0 \leq \theta_1 < \theta_2 \leq \pi$, is

$$K = \frac{1}{2} r_1 r_2 \sin(\theta_2 - \theta_1)$$

91. **Challenge Problem** Express $r^2 = \cos(2\theta)$ in rectangular coordinates free of radicals.

Explaining Concepts: Discussion and Writing

93. Explain why the following test for symmetry is valid: Replace r by $-r$ and θ by $-\theta$ in a polar equation. If an equivalent equation results, the graph is symmetric with respect to the line $\theta = \frac{\pi}{2}$ (y-axis).

(a) Show that the test on page 589 fails for $r^2 = \cos \theta$, yet this new test works.

(b) Show that the test on page 589 works for $r^2 = \sin \theta$, yet this new test fails.

94. Write down two different tests for symmetry with respect to the polar axis. Find examples in which one test works and the other fails. Which test do you prefer to use? Justify your answer.

95. The tests for symmetry given on page 589 are sufficient, but not necessary. Explain what this means.

96. Explain why the vertical-line test used to identify functions in rectangular coordinates does not work for equations expressed in polar coordinates.

Retain Your Knowledge

Problems 97–106 are based on material learned earlier in the course. The purpose of these problems is to keep the material fresh in your mind so that you are better prepared for the final exam.

97. Solve: $\frac{5}{x-3} \geq 1$
98. Convert $\frac{7\pi}{3}$ radians to degrees.
99. Determine the amplitude and period of $y = -2\sin(5x)$ without graphing.
100. Find any asymptotes for the graph of $R(x) = \frac{x+3}{x^2-x-12}$
101. Find the remainder when $3x^5 - 2x^3 + 7x - 5$ is divided by $x - 1$.
102. Find the area of a triangle with sides 6, 11, and 13.
103. Solve: $3^{2x-3} = 9^{1-x}$
104. Solve: $6x^2 + 7x = 20$
105. $m = f'(x) = 3x^2 + 8x$ gives the slope of the tangent line to the graph of $f(x) = x^3 + 4x^2 - 5$ at any number x . Find an equation of the tangent line to f at $x = -2$.
106. Show that $\cos^3 x = \cos x - \sin^2 x \cos x$.

'Are You Prepared?' Answers

1. $(-4, 6)$ 2. $\cos A \cos B + \sin A \sin B$ 3. $(x+2)^2 + (y-5)^2 = 9$ 4. Odd 5. $-\frac{\sqrt{2}}{2}$ 6. $-\frac{1}{2}$

9.3 The Complex Plane; De Moivre's Theorem

PREPARING FOR THIS SECTION Before getting started, review the following:

- Complex Numbers (Section A.7, pp. A54–A59)
- Values of the Sine and Cosine Functions at Certain Angles (Section 6.2, pp. 378–385)
- Sum and Difference Formulas for Sine and Cosine (Section 7.5, pp. 487 and 490)
- Laws of Exponents (Section A.1, pp. A7–A9)

 **Now Work** the 'Are You Prepared?' problems on page 607.

- OBJECTIVES**
- 1 Plot Points in the Complex Plane (p. 600)
 - 2 Convert a Complex Number between Rectangular Form and Polar Form or Exponential Form (p. 601)
 - 3 Find Products and Quotients of Complex Numbers (p. 603)
 - 4 Use De Moivre's Theorem (p. 604)
 - 5 Find Complex Roots (p. 605)

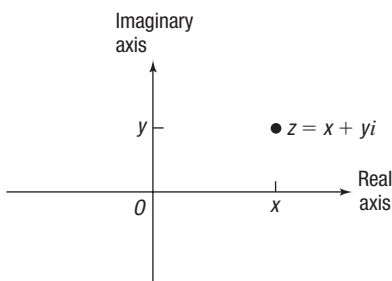


Figure 34 Complex plane

1 Plot Points in the Complex Plane

Complex numbers are discussed in Appendix A, Section A.7. In that discussion, we were not prepared to give a geometric interpretation of a complex number. Now we are ready.

A complex number $z = x + yi$ can be interpreted geometrically as the point (x, y) in the xy -plane. Each point in the plane corresponds to a complex number, and conversely, each complex number corresponds to a point in the plane. The collection of such points is referred to as the **complex plane**. The x -axis is referred to as the **real axis**, because any point that lies on the real axis is of the form $z = x + 0i = x$, a real number. The y -axis is called the **imaginary axis**, because any point that lies on the imaginary axis is of the form $z = 0 + yi = yi$, a pure imaginary number. See Figure 34.

EXAMPLE 1

Plotting a Point in the Complex Plane

Plot the point corresponding to $z = \sqrt{3} - i$ in the complex plane.

Solution

The point corresponding to $z = \sqrt{3} - i$ has the rectangular coordinates $(\sqrt{3}, -1)$. This point, located in quadrant IV, is plotted in Figure 35.

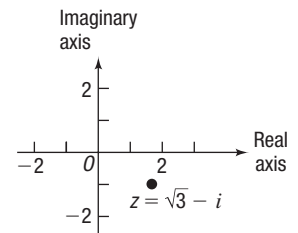


Figure 35

DEFINITION Magnitude or Modulus

Suppose $z = x + yi$ is a complex number. The **magnitude** or **modulus** of z , denoted $|z|$, is the distance from the origin to the point (x, y) . That is,

$$|z| = \sqrt{x^2 + y^2} \quad (1)$$

See Figure 36 for an illustration.

This definition for $|z|$ is consistent with the definition of the absolute value of a real number: If $z = x + yi$ is a real number then $z = x + 0i$ and

$$|z| = \sqrt{x^2 + 0^2} = \sqrt{x^2} = |x|$$

For this reason, the magnitude of z is sometimes called the **absolute value of z** .

Recall that if $z = x + yi$, then its **conjugate**, denoted \bar{z} , is $\bar{z} = x - yi$. Because $z\bar{z} = x^2 + y^2$ is a nonnegative real number, it follows from equation (1) that the magnitude of z can be written as

$$|z| = \sqrt{z\bar{z}} \quad (2)$$

2 Convert a Complex Number between Rectangular Form and Polar Form or Exponential Form

When a complex number is written in the standard form $z = x + yi$, it is in **rectangular**, or **Cartesian form**, because (x, y) are the rectangular coordinates of the corresponding point in the complex plane. Suppose that (r, θ) are polar coordinates of this point. Then

$$x = r \cos \theta \quad y = r \sin \theta$$

DEFINITION Polar Form of a Complex Number

If $r \geq 0$ and $0 \leq \theta < 2\pi$, the complex number $z = x + yi$ can be written in **polar form** as

$$z = x + yi = r \cos \theta + (r \sin \theta)i = r(\cos \theta + i \sin \theta) \quad (3)$$

See Figure 37.

If $z = r(\cos \theta + i \sin \theta)$ is the polar form of a complex number,* the angle θ , $0 \leq \theta < 2\pi$, is called the **argument of z** .

*Some texts abbreviate the polar form using $z = r(\cos \theta + i \sin \theta) = r \operatorname{cis} \theta$.

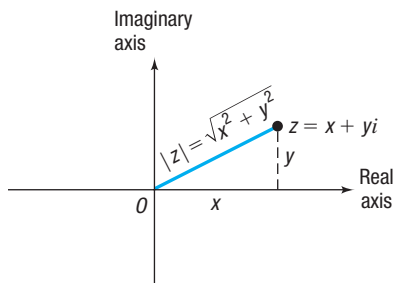


Figure 36

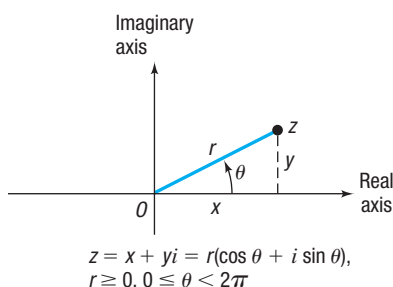


Figure 37

Also, because $r \geq 0$, we have $r = \sqrt{x^2 + y^2}$. From equation (1), it follows that the magnitude of $z = r(\cos \theta + i \sin \theta)$ is

$$|z| = r$$

Need to Review?

The number e is defined in Section 5.3, p. 287.

Leonhard Euler (1707–1783) established a relationship, known as *Euler's Formula*, between complex numbers and the number e .

THEOREM Euler's Formula

For any real number θ ,

$$e^{i\theta} = \cos \theta + i \sin \theta$$

The proof of Euler's Formula requires mathematics beyond the level of this text, so it is not included here.

Euler's Formula allows us to write the polar form of a complex number using exponential notation.

$$r(\cos \theta + i \sin \theta) = re^{i\theta} \quad (4)$$

When a complex number is written in the form $z = re^{i\theta}$, it is said to be written in **exponential form**. Note in Euler's Formula that θ is a real number. That is, θ is in radians.

EXAMPLE 2

Writing a Complex Number in Polar Form and in Exponential Form

Write $z = \sqrt{3} - i$ in polar form and in exponential form.

Solution

Because $x = \sqrt{3}$ and $y = -1$, it follows that

$$r = \sqrt{x^2 + y^2} = \sqrt{(\sqrt{3})^2 + (-1)^2} = \sqrt{4} = 2$$

so

$$\cos \theta = \frac{x}{r} = \frac{\sqrt{3}}{2} \quad \sin \theta = \frac{y}{r} = \frac{-1}{2} \quad 0 \leq \theta < 2\pi$$

The angle θ , $0 \leq \theta < 2\pi$, that satisfies both equations is $\theta = \frac{11\pi}{6}$. With $\theta = \frac{11\pi}{6}$ and $r = 2$, the polar form of $z = \sqrt{3} - i$ is

$$z = r(\cos \theta + i \sin \theta) = 2\left(\cos \frac{11\pi}{6} + i \sin \frac{11\pi}{6}\right)$$

The exponential form of $z = \sqrt{3} - i$ is

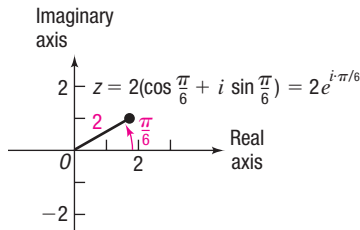
$$z = re^{i\theta} = 2e^{i11\pi/6} \quad \theta = \frac{11\pi}{6}, r = 2$$

Now Work PROBLEM 13

EXAMPLE 3

Plotting a Point in the Complex Plane and Converting It to Rectangular Form

Plot the point corresponding to $z = 2\left(\cos \frac{\pi}{6} + i \sin \frac{\pi}{6}\right) = 2e^{i\pi/6}$ in the complex plane, and convert z to rectangular form.

Figure 38 $z = 2e^{i\pi/6}$ **Solution**

To plot the complex number $z = 2\left(\cos \frac{\pi}{6} + i \sin \frac{\pi}{6}\right) = 2e^{i\pi/6}$, plot the point whose polar coordinates are $(r, \theta) = \left(2, \frac{\pi}{6}\right)$ as shown in Figure 38. To express z in rectangular form, expand $z = 2\left(\cos \frac{\pi}{6} + i \sin \frac{\pi}{6}\right)$.

$$z = 2\left(\cos \frac{\pi}{6} + i \sin \frac{\pi}{6}\right) = 2\left(\frac{\sqrt{3}}{2} + \frac{1}{2}i\right) = \sqrt{3} + i$$

 **Now Work** PROBLEM 25

3 Find Products and Quotients of Complex Numbers

The exponential form of a complex number is particularly useful for finding products and quotients of complex numbers. The following theorem states that the laws of exponents can be used.

Need to Review?

The Laws of Exponents are discussed in Section A.1, pp. A7–A9.

THEOREM

Suppose $z_1 = r_1e^{i\theta_1}$ and $z_2 = r_2e^{i\theta_2}$ are two complex numbers. Then

$$z_1z_2 = r_1e^{i\theta_1} \cdot r_2e^{i\theta_2} = r_1r_2e^{i(\theta_1 + \theta_2)} \quad (5)$$

If $z_2 \neq 0$, then

$$\frac{z_1}{z_2} = \frac{r_1e^{i\theta_1}}{r_2e^{i\theta_2}} = \frac{r_1}{r_2}e^{i(\theta_1 - \theta_2)} \quad (6)$$

Proof We prove formula (5). The proof of formula (6) is left as an exercise (see Problem 70).

$$\begin{aligned} z_1z_2 &= r_1e^{i\theta_1} \cdot r_2e^{i\theta_2} \\ &= r_1(\cos \theta_1 + i \sin \theta_1) \cdot r_2(\cos \theta_2 + i \sin \theta_2) \\ &= r_1r_2(\cos \theta_1 + i \sin \theta_1)(\cos \theta_2 + i \sin \theta_2) \\ &= r_1r_2[(\cos \theta_1 \cos \theta_2 - \sin \theta_1 \sin \theta_2) + i(\sin \theta_1 \cos \theta_2 + \cos \theta_1 \sin \theta_2)] \\ &= r_1r_2[\cos(\theta_1 + \theta_2) + i \sin(\theta_1 + \theta_2)] \\ &= r_1r_2e^{i(\theta_1 + \theta_2)} \end{aligned}$$

EXAMPLE 4

Finding Products and Quotients of Complex Numbers

If $z = 3\left(\cos \frac{\pi}{9} + i \sin \frac{\pi}{9}\right)$ and $w = 5\left(\cos \frac{5\pi}{9} + i \sin \frac{5\pi}{9}\right)$, find

- (a) zw (b) $\frac{z}{w}$

Express the answers in polar form and in exponential form.

Solution

$$(a) \quad zw = 3\left(\cos \frac{\pi}{9} + i \sin \frac{\pi}{9}\right) \cdot 5\left(\cos \frac{5\pi}{9} + i \sin \frac{5\pi}{9}\right)$$

$$= 3e^{i\pi/9} \cdot 5e^{i5\pi/9}$$

$$= 3 \cdot 5 \cdot e^{i(\pi/9 + 5\pi/9)}$$

$$= 15e^{i2\pi/3}$$

$$= 15\left(\cos \frac{2\pi}{3} + i \sin \frac{2\pi}{3}\right)$$

Write the complex numbers in exponential form.

Use formula (5).

Exponential form of the product zw

Polar form of the product zw

(continued)

$$\begin{aligned}
 \text{(b) } \frac{z}{w} &= \frac{3\left(\cos \frac{\pi}{9} + i \sin \frac{\pi}{9}\right)}{5\left(\cos \frac{5\pi}{9} + i \sin \frac{5\pi}{9}\right)} = \frac{3e^{i\pi/9}}{5e^{i5\pi/9}} && \text{Write the complex numbers in exponential form.} \\
 &= \frac{3}{5}e^{i(\pi/9 - 5\pi/9)} = \frac{3}{5}e^{i(-4\pi/9)} && \text{Use formula (6).} \\
 &= \frac{3}{5}\left[\cos\left(-\frac{4\pi}{9}\right) + i \sin\left(-\frac{4\pi}{9}\right)\right] \\
 &= \frac{3}{5}\left[\cos \frac{14\pi}{9} + i \sin \frac{14\pi}{9}\right] && \text{The argument must be between 0 and } 2\pi. \\
 &= \frac{3}{5}e^{i14\pi/9} && \text{Polar form of the quotient } \frac{z}{w} \\
 & && \text{Exponential form of the quotient } \frac{z}{w}
 \end{aligned}$$

 **Now Work** PROBLEM 37

Notice that the solution to Example 4(b) demonstrates that the argument of a complex number is periodic.

THEOREM

The argument of a complex number is periodic.

$$re^{i\theta} = re^{i(\theta + 2k\pi)} \quad k \text{ an integer}$$

You are asked to prove this theorem in Problem 71.

4 Use De Moivre's Theorem

We have seen that the four fundamental operations of addition, subtraction, multiplication, and division can be performed with complex numbers.

De Moivre's Theorem, stated by Abraham De Moivre (1667–1754) in 1730, but already known to many people by 1710, is important because it allows the last two fundamental algebraic operations, raising to a power and extracting roots, to be used with complex numbers.

De Moivre's Theorem, in its most basic form, is a formula for raising a complex number z to the power n , where $n \geq 1$ is an integer.

Suppose $z = re^{i\theta}$ is a complex number. Then

$$n = 2: \quad z^2 = (re^{i\theta})^2 = re^{i\theta} \cdot re^{i\theta} = r^2e^{i(2\theta)} \quad \text{Formula (5)}$$

$$n = 3: \quad z^3 = (re^{i\theta})^3 = r^2e^{i(2\theta)} \cdot re^{i\theta} = r^3e^{i(3\theta)} \quad \text{Formula (5)}$$

$$n = 4: \quad z^4 = (re^{i\theta})^4 = r^3e^{i(3\theta)} \cdot re^{i\theta} = r^4e^{i(4\theta)} \quad \text{Formula (5)}$$

Do you see the pattern? When written in exponential form, rules for exponents can be used to raise a complex number to a positive integer power.

THEOREM De Moivre's Theorem

If $z = re^{i\theta}$ is a complex number, then

$$z^n = r^n e^{i(n\theta)}$$

where $n \geq 1$ is an integer.

The proof of De Moivre's Theorem requires mathematical induction (which is not discussed until Section 12.4), so it is omitted here. The theorem is actually true for all integers n . You are asked to prove this in Problem 73.

EXAMPLE 5

Using De Moivre's Theorem

Express $\left[2\left(\cos \frac{\pi}{9} + i \sin \frac{\pi}{9}\right)\right]^3$ in exponential form $re^{i\theta}$ and in rectangular form $x + yi$.

Solution

$$\begin{aligned}\left[2\left(\cos \frac{\pi}{9} + i \sin \frac{\pi}{9}\right)\right]^3 &= \left(2e^{i\cdot\pi/9}\right)^3 \\ &= 2^3 e^{i\cdot(3\cdot\pi/9)} = 8e^{i\cdot\pi/3} \\ &= 8\left(\cos \frac{\pi}{3} + i \sin \frac{\pi}{3}\right) \\ &= 8\left(\frac{1}{2} + \frac{\sqrt{3}}{2}i\right) = 4 + 4\sqrt{3}i\end{aligned}$$

Convert the complex number to exponential form.

Use De Moivre's Theorem.

Convert the complex number to polar form.

$$\text{So, } \left[2\left(\cos \frac{\pi}{9} + i \sin \frac{\pi}{9}\right)\right]^3 = 8e^{i\cdot\pi/3} = 4 + 4\sqrt{3}i.$$

 Now Work PROBLEM 45

EXAMPLE 6

Using De Moivre's Theorem

Express $(1 + i)^5$ in exponential form $re^{i\theta}$ and in rectangular form $x + yi$.

Solution

To use De Moivre's Theorem, first convert the complex number to exponential form. Since the magnitude of $1 + i$ is $\sqrt{1^2 + 1^2} = \sqrt{2}$, begin by writing

$$1 + i = \sqrt{2}\left(\frac{1}{\sqrt{2}} + \frac{1}{\sqrt{2}}i\right) = \sqrt{2}\left(\cos \frac{\pi}{4} + i \sin \frac{\pi}{4}\right) = \sqrt{2}e^{i\cdot\pi/4}$$

NOTE In the solution of Example 6, the approach used in Example 2 could also be used to write $1 + i$ in polar form. ■

Then

$$\begin{aligned}(1 + i)^5 &= (\sqrt{2}e^{i\cdot\pi/4})^5 = (\sqrt{2})^5 e^{i(5\cdot\pi/4)} = 4\sqrt{2}e^{i\cdot5\pi/4} \\ &= 4\sqrt{2}\left(\cos \frac{5\pi}{4} + i \sin \frac{5\pi}{4}\right) = 4\sqrt{2}\left[-\frac{1}{\sqrt{2}} + \left(-\frac{1}{\sqrt{2}}\right)i\right] = -4 - 4i\end{aligned}$$

$$\text{So, } (1 + i)^5 = 4\sqrt{2}e^{i\cdot5\pi/4} = -4 - 4i.$$

5 Find Complex Roots

Suppose w is a complex number, and $n \geq 2$ is a positive integer. Any complex number z that satisfies the equation

$$z^n = w$$

is a **complex n th root** of w . In keeping with previous usage, if $n = 2$, the solutions of the equation $z^2 = w$ are called **complex square roots** of w , and if $n = 3$, the solutions of the equation $z^3 = w$ are called **complex cube roots** of w .

THEOREM Finding Complex Roots

Suppose $w = re^{i\theta}$ is a complex number and $n \geq 2$ is an integer. If $w \neq 0$, there are n distinct complex roots of w , given by the formula

$$z_k = \sqrt[n]{r} e^{i(1/n)(\theta + 2k\pi)} \quad (7)$$

where $k = 0, 1, 2, \dots, n - 1$.

Proof (Outline) We do not prove this result in its entirety. Instead, we show only that each z_k in formula (7) satisfies the equation $z_k^n = w$, proving that each z_k is a complex n th root of w .

$$z_k^n = \left[\sqrt[n]{r} e^{i(1/n)(\theta + 2k\pi)} \right]^n = \left(\sqrt[n]{r} \right)^n e^{i \cdot [n \cdot (1/n)(\theta + 2k\pi)]} = r e^{i(\theta + 2k\pi)} = r e^{i\theta} = w$$

↑ De Moivre's Theorem
 ↑ The argument of a complex number is periodic.

So each $z_k, k = 0, 1, \dots, n - 1$, is a complex n th root of w . To complete the proof, we need to show that each $z_k, k = 0, 1, \dots, n - 1$, is, in fact, distinct and that there are no complex n th roots of w other than those given by formula (7). ■

EXAMPLE 7

Finding Complex Cube Roots

Find the complex cube roots of $-1 + \sqrt{3}i$. Express the answers in exponential form.

Solution

First, express $-1 + \sqrt{3}i$ in exponential form.

$$-1 + \sqrt{3}i = 2 \left(-\frac{1}{2} + \frac{\sqrt{3}}{2}i \right) = 2 \left(\cos \frac{2\pi}{3} + i \sin \frac{2\pi}{3} \right) = 2e^{i \cdot 2\pi/3}$$

↑
 $\cos \theta = -\frac{1}{2}; \sin \theta = \frac{\sqrt{3}}{2} \Rightarrow \theta = \frac{2\pi}{3}$

Then using formula (7), the three complex cube roots of $-1 + \sqrt{3}i = 2e^{i \cdot 2\pi/3}$ are

$$z_k = \sqrt[3]{2} e^{i(1/3)(2\pi/3 + 6k\pi/3)} = \sqrt[3]{2} e^{i(2\pi + 6k\pi)/9} \quad k = 0, 1, 2$$

That is,

$$z_0 = \sqrt[3]{2} e^{i(2\pi + 6 \cdot 0 \cdot \pi)/9} = \sqrt[3]{2} e^{i \cdot 2\pi/9}$$

$$z_1 = \sqrt[3]{2} e^{i(2\pi + 6 \cdot 1 \cdot \pi)/9} = \sqrt[3]{2} e^{i \cdot 8\pi/9}$$

$$z_2 = \sqrt[3]{2} e^{i(2\pi + 6 \cdot 2 \cdot \pi)/9} = \sqrt[3]{2} e^{i \cdot 14\pi/9}$$

Notice that each complex root of $-1 + \sqrt{3}i$ has the same magnitude, $\sqrt[3]{2}$. This means that the point corresponding to each cube root is the same distance from the origin and lies on a circle with center at the origin and radius $\sqrt[3]{2}$. Furthermore, the arguments of these cube roots are $\frac{2\pi}{9}, \frac{8\pi}{9},$ and $\frac{14\pi}{9}$, and the difference of consecutive pairs is $\frac{1}{3} \cdot 2\pi = \frac{2\pi}{3}$. This means that the three points are equally spaced on the circle, as shown in Figure 39. These results are not coincidental. In fact, you are asked to show that these results hold for complex n th roots in Problems 67 through 69.

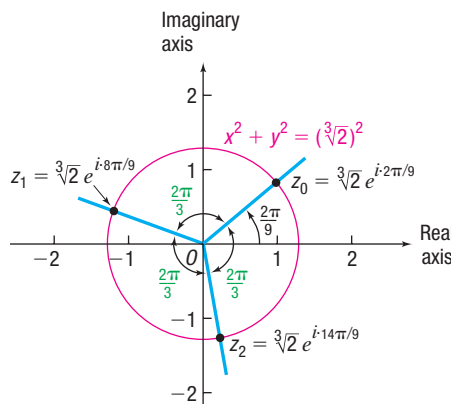


Figure 39

Historical Feature



John Wallis

The Babylonians, Greeks, and Arabs considered square roots of negative quantities to be impossible and equations with complex solutions to be unsolvable. The first hint that there was some connection between real solutions of equations and complex numbers came when Girolamo Cardano (1501–1576) and Tartaglia (1499–1557) found *real* roots of cubic equations by taking cube roots of *complex* quantities. For centuries thereafter,

mathematicians worked with complex numbers without much belief in their actual existence. In 1673, John Wallis appears to have been the first to suggest the graphical representation of complex numbers, a truly significant idea that was not pursued further until about 1800. Several people, including Karl Friedrich Gauss (1777–1855), then rediscovered the idea, and graphical representation helped to establish complex numbers as equal members of the number family. In practical applications, complex numbers have found their greatest uses in the study of alternating current, where they are a commonplace tool, and in the field of subatomic physics.

Historical Problems

- The quadratic formula works perfectly well if the coefficients are complex numbers. Solve the following.
 - $z^2 - (2 + 5i)z - 3 + 5i = 0$
 - $z^2 - (1 + i)z - 2 - i = 0$

9.3 Assess Your Understanding

'Are You Prepared?' Answers are given at the end of these exercises. If you get a wrong answer, read the pages listed in red.

- The conjugate of $-4 - 3i$ is _____. (pp. A54–A59)
- The Sum Formulas for the sine and cosine functions are:
 - $\sin(A + B) =$ _____ (p. 490)
 - $\cos(A + B) =$ _____ (p. 487)
- $\sin \frac{2\pi}{3} =$ _____; $\cos \frac{4\pi}{3} =$ _____ (pp. 378–385)
- Simplify: $e^2 \cdot e^5 =$ _____; $(e^4)^3 =$ _____ (pp. A7–A9)

Concepts and Vocabulary

- In the complex plane, the x -axis is referred to as the _____ axis, and the y -axis is called the _____ axis.
- When a complex number z is written in the polar form $z = r(\cos \theta + i \sin \theta)$, the nonnegative number r is the _____ or _____ of z , and the angle θ , $0 \leq \theta < 2\pi$, is the _____ of z .
- Suppose $z_1 = r_1 e^{i\theta_1}$ and $z_2 = r_2 e^{i\theta_2}$ are two complex numbers. Then $z_1 z_2 =$ _____.
- True or False** If $z = r e^{i\theta}$ is a complex number and n is an integer, then $z^n = r^n e^{i\theta}$.
- Every nonzero complex number has exactly _____ distinct complex cube roots.
- True or False** The polar form of a nonzero complex number is unique.
- Multiple Choice** If $z = x + yi$ is a complex number, then the magnitude of z is:
 - $x^2 + y^2$
 - $|x| + |y|$
 - $\sqrt{x^2 + y^2}$
 - $\sqrt{|x| + |y|}$
- Multiple Choice** If $z_1 = r_1 e^{i\theta_1}$ and $z_2 = r_2 e^{i\theta_2}$ are complex numbers, then $\frac{z_1}{z_2}$, $z_2 \neq 0$, equals:
 - $\frac{r_1}{r_2} e^{i(\theta_1 - \theta_2)}$
 - $\frac{r_1}{r_2} e^{i(\theta_1 + \theta_2)}$
 - $\frac{r_1}{r_2} e^{i(\theta_1 + \theta_2)}$
 - $\frac{r_1}{r_2} e^{i(\theta_1 - \theta_2)}$

Skill Building

In Problems 13–24, plot each complex number in the complex plane and write it in polar form and in exponential form.

- | | | | | | |
|--------------|----------------------|--------------------|---------------------|---------------|--------------------|
| 13. $1 + i$ | 14. $-1 + i$ | 15. $\sqrt{3} - i$ | 16. $1 - \sqrt{3}i$ | 17. $-3i$ | 18. -2 |
| 19. $4 - 4i$ | 20. $9\sqrt{3} + 9i$ | 21. $3 - 4i$ | 22. $2 + \sqrt{3}i$ | 23. $-2 + 3i$ | 24. $\sqrt{5} - i$ |

In Problems 25–36, write each complex number in rectangular form.

- | | | |
|---|---|---|
| 25. $2\left(\cos \frac{2\pi}{3} + i \sin \frac{2\pi}{3}\right)$ | 26. $3\left(\cos \frac{7\pi}{6} + i \sin \frac{7\pi}{6}\right)$ | 27. $4e^{i \cdot 7\pi/4}$ |
| 28. $2e^{i \cdot 5\pi/6}$ | 29. $3\left(\cos \frac{3\pi}{2} + i \sin \frac{3\pi}{2}\right)$ | 30. $4\left(\cos \frac{\pi}{2} + i \sin \frac{\pi}{2}\right)$ |
| 31. $7e^{i\pi}$ | 32. $3e^{i \cdot \pi/2}$ | 33. $0.2\left(\cos \frac{5\pi}{9} + i \sin \frac{5\pi}{9}\right)$ |
| 34. $0.4\left(\cos \frac{10\pi}{9} + i \sin \frac{10\pi}{9}\right)$ | 35. $2e^{i \cdot \pi/18}$ | 36. $3e^{i \cdot \pi/10}$ |

In Problems 37–44, find zw and $\frac{z}{w}$. Write each answer in polar form and in exponential form.

37. $z = 2\left(\cos \frac{2\pi}{9} + i \sin \frac{2\pi}{9}\right)$
 $w = 4\left(\cos \frac{\pi}{9} + i \sin \frac{\pi}{9}\right)$

38. $z = \cos \frac{2\pi}{3} + i \sin \frac{2\pi}{3}$
 $w = \cos \frac{5\pi}{9} + i \sin \frac{5\pi}{9}$

39. $z = 3e^{i \cdot 13\pi/18}$
 $w = 4e^{i \cdot 3\pi/2}$

40. $z = 2e^{i \cdot 4\pi/9}$
 $w = 6e^{i \cdot 10\pi/9}$

41. $z = 2\left(\cos \frac{\pi}{8} + i \sin \frac{\pi}{8}\right)$
 $w = 2\left(\cos \frac{\pi}{10} + i \sin \frac{\pi}{10}\right)$

42. $z = 4\left(\cos \frac{3\pi}{8} + i \sin \frac{3\pi}{8}\right)$
 $w = 2\left(\cos \frac{9\pi}{16} + i \sin \frac{9\pi}{16}\right)$

43. $z = 2 + 2i$
 $w = \sqrt{3} - i$

44. $z = 1 - i$
 $w = 1 - \sqrt{3}i$

In Problems 45–56, write each expression in rectangular form $x + yi$ and in exponential form $re^{i\theta}$.

45. $\left[4\left(\cos \frac{2\pi}{9} + i \sin \frac{2\pi}{9}\right)\right]^3$

46. $\left[3\left(\cos \frac{4\pi}{9} + i \sin \frac{4\pi}{9}\right)\right]^3$

47. $\left[2\left(\cos \frac{\pi}{10} + i \sin \frac{\pi}{10}\right)\right]^5$

48. $\left[\sqrt{2}\left(\cos \frac{5\pi}{16} + i \sin \frac{5\pi}{16}\right)\right]^4$

49. $\left[\sqrt{3}\left(\cos \frac{\pi}{18} + i \sin \frac{\pi}{18}\right)\right]^6$

50. $\left[\frac{1}{2}\left(\cos \frac{2\pi}{5} + i \sin \frac{2\pi}{5}\right)\right]^5$

51. $[\sqrt{5}e^{i \cdot 3\pi/16}]^4$

52. $[\sqrt{3}e^{i \cdot 5\pi/18}]^6$

53. $(1 - i)^5$

54. $(\sqrt{3} - i)^6$

55. $(\sqrt{2} - i)^6$

56. $(1 - \sqrt{5}i)^8$

In Problems 57–64, find all the complex roots. Write your answers in exponential form.

57. The complex cube roots of $1 + i$

58. The complex fourth roots of $\sqrt{3} - i$

59. The complex fourth roots of $4 - 4\sqrt{3}i$

60. The complex cube roots of $-8 - 8i$

61. The complex fourth roots of $-16i$

62. The complex cube roots of -8

63. The complex fifth roots of i

64. The complex fifth roots of $-i$

Applications and Extensions

65. Find the four complex fourth roots of unity, 1, and plot them.

66. Find the six complex sixth roots of unity, 1, and plot them.

67. Show that each complex n th root of a nonzero complex number w has the same magnitude.

68. Use the result of Problem 67 to draw the conclusion that each complex n th root lies on a circle with center at the origin. What is the radius of this circle?

69. Refer to Problem 68. Show that the complex n th roots of a nonzero complex number w are equally spaced on the circle.

70. Prove formula (6).

71. Prove $re^{i\theta} = re^{i(\theta + 2k\pi)}$, k an integer.

72. **Euler's Identity** Show that $e^{i\pi} + 1 = 0$.

73. Prove that De Moivre's Theorem is true for *all* integers n by assuming it is true for integers $n \geq 1$ and then showing it is true for 0 and for negative integers.

Hint: Multiply the numerator and the denominator by the conjugate of the denominator, and use even-odd properties.

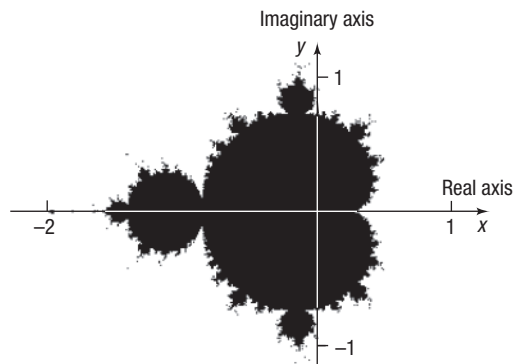
74. Mandelbrot Sets

(a) Consider the expression $a_n = (a_{n-1})^2 + z$, where z is some complex number (called the **seed**) and $a_0 = z$. Compute $a_1 (= a_0^2 + z)$, $a_2 (= a_1^2 + z)$, $a_3 (= a_2^2 + z)$, a_4 , a_5 , and a_6 for the following seeds: $z_1 = 0.1 - 0.4i$, $z_2 = 0.5 + 0.8i$, $z_3 = -0.9 + 0.7i$, $z_4 = -1.1 + 0.1i$, $z_5 = 0 - 1.3i$, and $z_6 = 1 + 1i$.

(b) The dark portion of the graph represents the set of all values $z = x + yi$ that are in the Mandelbrot set.

Determine which complex numbers in part (a) are in this set by plotting them on the graph. Do the complex numbers that are not in the Mandelbrot set have any common characteristics regarding the values of a_6 found in part (a)?

(c) Compute $|z| = \sqrt{x^2 + y^2}$ for each of the complex numbers in part (a). Now compute $|a_6|$ for each of the complex numbers in part (a). For which complex numbers is $|a_6| \leq |z|$ and $|z| \leq 2$? Conclude that the criterion for a complex number to be in the Mandelbrot set is that $|a_n| \leq |z|$ and $|z| \leq 2$.



75. **Challenge Problem** Solve $e^{x+yi} = 7$.

76. **Challenge Problem** Solve $e^{x+yi} = 6i$.

Retain Your Knowledge

Problems 77–86 are based on material learned earlier in the course. The purpose of these problems is to keep the material fresh in your mind so that you are better prepared for the final exam.

77. Find the area of the triangle with $a = 8$, $b = 11$, and $C = 113^\circ$.
78. Convert 240° to radians. Express your answer as a multiple of π .
79. Simplify: $\sqrt[3]{24x^2y^5}$
80. Determine whether $f(x) = 5x^2 - 12x + 4$ has a maximum value or a minimum value, and then find the value.
81. Solve the triangle: $a = 6$, $b = 8$, $c = 12$
82. Write as a single logarithm: $3 \log_a x + 2 \log_a y - 5 \log_a z$
83. Solve: $\log_5 \sqrt{x+4} = 2$
84. Given $f(x) = 3x^2 - 4x$ and $g(x) = 5x^3$, find $(f \circ g)(x)$.
85. Find an equation of the line perpendicular to the graph of $f(x) = \frac{2}{3}x - 5$ at $x = 6$.
86. Show that $\sqrt{16 \sec^2 x - 16} = 4 \tan x$.

'Are You Prepared?' Answers

1. $-4 + 3i$ 2. (a) $\sin A \cos B + \cos A \sin B$ (b) $\cos A \cos B - \sin A \sin B$ 3. $\frac{\sqrt{3}}{2}; -\frac{1}{2}$ 4. $e^7; e^{12}$

9.4 Vectors

- OBJECTIVES**
- 1 Graph Vectors (p. 611)
 - 2 Find a Position Vector (p. 612)
 - 3 Add and Subtract Vectors Algebraically (p. 614)
 - 4 Find a Scalar Multiple and the Magnitude of a Vector (p. 614)
 - 5 Find a Unit Vector (p. 615)
 - 6 Find a Vector from Its Direction and Magnitude (p. 616)
 - 7 Model with Vectors (p. 617)

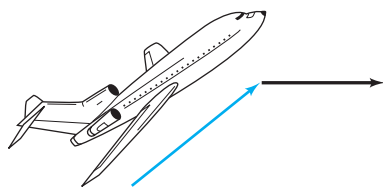


Figure 40

In simple terms, a **vector** (derived from the Latin *vehere*, meaning “to carry”) is a quantity that has both magnitude and direction. It is customary to represent a vector by using an arrow. The length of the arrow represents the **magnitude** of the vector, and the arrowhead indicates the **direction** of the vector.

Many quantities in physics can be represented by vectors. For example, the velocity of an aircraft can be represented by an arrow that points in the direction of movement; the length of the arrow represents the speed. If the aircraft speeds up, we lengthen the arrow; if the aircraft changes direction, we introduce an arrow in the new direction. See Figure 40. Based on this representation, it is not surprising that vectors and *directed line segments* are somehow related.

Geometric Vectors

If P and Q are two distinct points in the xy -plane, there is exactly one line containing both P and Q [Figure 41(a)]. The points on that part of the line that joins P to Q , including P and Q , form what is called the **line segment** \overline{PQ} [Figure 41(b)]. Ordering the points so that they proceed from P to Q results in a **directed line segment** from P to Q , or a **geometric vector**, denoted by \overrightarrow{PQ} . In a directed line segment \overrightarrow{PQ} , P is called the **initial point** and Q the **terminal point**, as indicated in Figure 41(c).

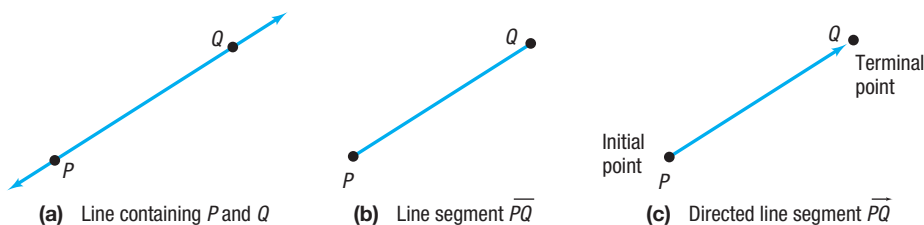


Figure 41

NOTE In print, boldface letters are used to denote vectors, to distinguish them from numbers. For handwritten work, an arrow is placed over a letter to denote a vector. ■

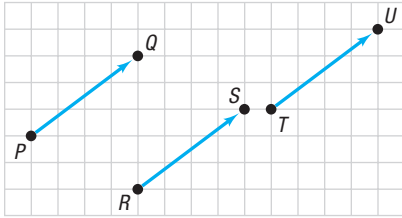


Figure 42 Equal vectors

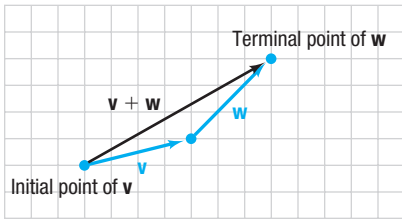


Figure 43 Adding vectors

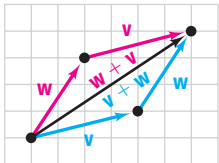


Figure 44 $\mathbf{v} + \mathbf{w} = \mathbf{w} + \mathbf{v}$

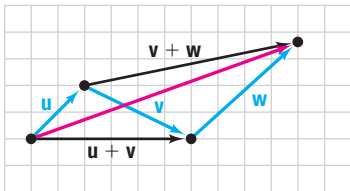


Figure 45
 $(\mathbf{u} + \mathbf{v}) + \mathbf{w} = \mathbf{u} + (\mathbf{v} + \mathbf{w})$

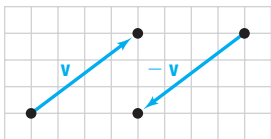


Figure 46 Opposite vectors

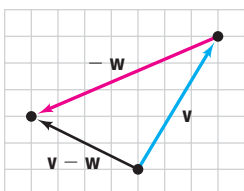


Figure 47 $\mathbf{v} - \mathbf{w} = \mathbf{v} + (-\mathbf{w})$

The magnitude of the directed line segment \overrightarrow{PQ} is the distance from the point P to the point Q ; that is, it is the length of the line segment. The direction of \overrightarrow{PQ} is from P to Q . If a vector \mathbf{v} has the same magnitude and the same direction as the directed line segment \overrightarrow{PQ} , then

$$\mathbf{v} = \overrightarrow{PQ}$$

The vector \mathbf{v} whose magnitude is 0 is called the **zero vector**, $\mathbf{0}$. The zero vector is assigned no direction.

Two vectors \mathbf{v} and \mathbf{w} are **equal**, written

$$\mathbf{v} = \mathbf{w}$$

if they have the same magnitude and the same direction.

For example, the three vectors shown in Figure 42 have the same magnitude and the same direction, so they are equal, even though they have different initial points and different terminal points. As a result, it is useful to think of a vector simply as an arrow, keeping in mind that two arrows (vectors) are equal if they have the same direction and the same magnitude (length).

Adding Vectors Geometrically

The **sum** $\mathbf{v} + \mathbf{w}$ of two vectors is defined as follows: Position the vectors \mathbf{v} and \mathbf{w} so that the terminal point of \mathbf{v} coincides with the initial point of \mathbf{w} , as shown in Figure 43. The vector $\mathbf{v} + \mathbf{w}$ is then the unique vector whose initial point coincides with the initial point of \mathbf{v} and whose terminal point coincides with the terminal point of \mathbf{w} .

Vector addition is **commutative**. That is, if \mathbf{v} and \mathbf{w} are any two vectors, then

$$\mathbf{v} + \mathbf{w} = \mathbf{w} + \mathbf{v}$$

Figure 44 illustrates this fact. (Observe that the commutative property is another way of saying that opposite sides of a parallelogram are equal and parallel.)

Vector addition is also **associative**. That is, if \mathbf{u} , \mathbf{v} , and \mathbf{w} are vectors, then

$$\mathbf{u} + (\mathbf{v} + \mathbf{w}) = (\mathbf{u} + \mathbf{v}) + \mathbf{w}$$

Figure 45 illustrates the associative property for vectors.

The zero vector $\mathbf{0}$ has the property that

$$\mathbf{v} + \mathbf{0} = \mathbf{0} + \mathbf{v} = \mathbf{v}$$

for any vector \mathbf{v} .

If \mathbf{v} is a vector, then $-\mathbf{v}$ is the vector that has the same magnitude as \mathbf{v} , but whose direction is opposite to \mathbf{v} , as shown in Figure 46.

Furthermore,

$$\mathbf{v} + (-\mathbf{v}) = \mathbf{0}$$

If \mathbf{v} and \mathbf{w} are two vectors, then the **difference** $\mathbf{v} - \mathbf{w}$ is defined as

$$\mathbf{v} - \mathbf{w} = \mathbf{v} + (-\mathbf{w})$$

Figure 47 illustrates the relationships among \mathbf{v} , \mathbf{w} , and $\mathbf{v} - \mathbf{w}$.

Multiplying Vectors by Numbers Geometrically

When using vectors, real numbers are referred to as **scalars**. Scalars are quantities that have only magnitude. Examples of scalar quantities from physics are temperature, speed, and time. We now define how to multiply a vector by a scalar.

DEFINITION Scalar Multiple

If α is a scalar and \mathbf{v} is a vector, the **scalar multiple** $\alpha\mathbf{v}$ is defined as follows:

- If $\alpha > 0$, $\alpha\mathbf{v}$ is the vector whose magnitude is α times the magnitude of \mathbf{v} and whose direction is the same as that of \mathbf{v} .
- If $\alpha < 0$, $\alpha\mathbf{v}$ is the vector whose magnitude is $|\alpha|$ times the magnitude of \mathbf{v} and whose direction is opposite that of \mathbf{v} .
- If $\alpha = 0$ or if $\mathbf{v} = \mathbf{0}$, then $\alpha\mathbf{v} = \mathbf{0}$.

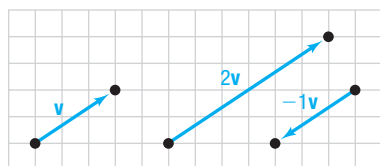


Figure 48 Scalar multiples

See Figure 48 for some illustrations.

For example, if \mathbf{a} is the acceleration of an object of mass m due to a force \mathbf{F} being exerted on it, then, by Newton's second law of motion, $\mathbf{F} = m\mathbf{a}$. Here, $m\mathbf{a}$ is the product of the scalar m and the vector \mathbf{a} .

Scalar multiples have the following properties:

- $0\mathbf{v} = \mathbf{0}$
- $1\mathbf{v} = \mathbf{v}$
- $-1\mathbf{v} = -\mathbf{v}$
- $(\alpha + \beta)\mathbf{v} = \alpha\mathbf{v} + \beta\mathbf{v}$
- $\alpha(\mathbf{v} + \mathbf{w}) = \alpha\mathbf{v} + \alpha\mathbf{w}$
- $\alpha(\beta\mathbf{v}) = (\alpha\beta)\mathbf{v}$

1 Graph Vectors

EXAMPLE 1

Graphing Vectors

Use the vectors illustrated in Figure 49 to graph each of the following vectors:

- (a) $\mathbf{v} - \mathbf{w}$ (b) $2\mathbf{v} + 3\mathbf{w}$ (c) $2\mathbf{v} - \mathbf{w} + \mathbf{u}$

Solution

Figure 50 shows each graph.

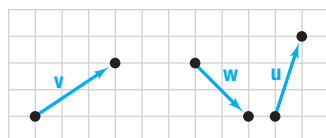


Figure 49

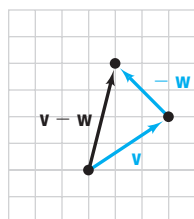
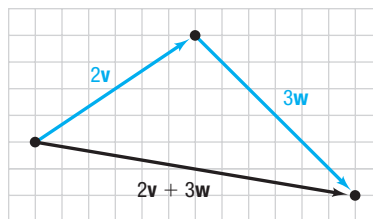
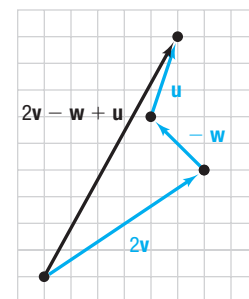


Figure 50

(a) $\mathbf{v} - \mathbf{w}$



(b) $2\mathbf{v} + 3\mathbf{w}$



(c) $2\mathbf{v} - \mathbf{w} + \mathbf{u}$

Magnitude of Vectors

The symbol $\|\mathbf{v}\|$ represents the **magnitude** of a vector \mathbf{v} . Since $\|\mathbf{v}\|$ equals the length of a directed line segment, it follows that $\|\mathbf{v}\|$ has the following properties:

THEOREM Properties of the Magnitude $\|\mathbf{v}\|$ of a Vector \mathbf{v}

If \mathbf{v} is a vector and if α is a scalar, then

- (a) $\|\mathbf{v}\| \geq 0$ (b) $\|\mathbf{v}\| = 0$ if and only if $\mathbf{v} = \mathbf{0}$
 (c) $\|-\mathbf{v}\| = \|\mathbf{v}\|$ (d) $\|\alpha\mathbf{v}\| = |\alpha|\|\mathbf{v}\|$

Property (a) is a consequence of the fact that distance is a nonnegative number. Property (b) follows because the length of the directed line segment \overrightarrow{PQ} is positive unless P and Q are the same point, in which case the length is 0. Property (c) follows because the length of the line segment \overrightarrow{PQ} equals the length of the line segment \overrightarrow{QP} . Property (d) is a direct consequence of the definition of a scalar multiple.

DEFINITION Unit Vector

A vector \mathbf{u} for which $\|\mathbf{u}\| = 1$ is called a **unit vector**.

2 Find a Position Vector

To find the magnitude and direction of a vector, an algebraic way of representing vectors is needed.

DEFINITION Algebraic Vector

An **algebraic vector** \mathbf{v} is represented as

$$\mathbf{v} = \langle a, b \rangle$$

where a and b are real numbers (scalars) called the **components** of the vector \mathbf{v} .

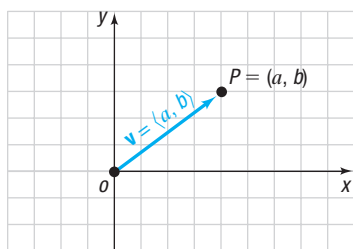


Figure 51 Position vector \mathbf{v}

A rectangular coordinate system is used to represent algebraic vectors in the plane. If $\mathbf{v} = \langle a, b \rangle$ is an algebraic vector whose initial point is at the origin, then \mathbf{v} is called a **position vector**. See Figure 51. Notice that the terminal point of the position vector $\mathbf{v} = \langle a, b \rangle$ is the point $P = (a, b)$.

The next theorem states that any vector whose initial point is not at the origin is equal to a unique position vector.

THEOREM

Suppose that \mathbf{v} is a vector with initial point $P_1 = (x_1, y_1)$, not necessarily the origin, and terminal point $P_2 = (x_2, y_2)$. If $\mathbf{v} = \overrightarrow{P_1P_2}$, then \mathbf{v} is equal to the position vector

$$\mathbf{v} = \langle x_2 - x_1, y_2 - y_1 \rangle \quad (1)$$

To see why this is true, look at Figure 52.

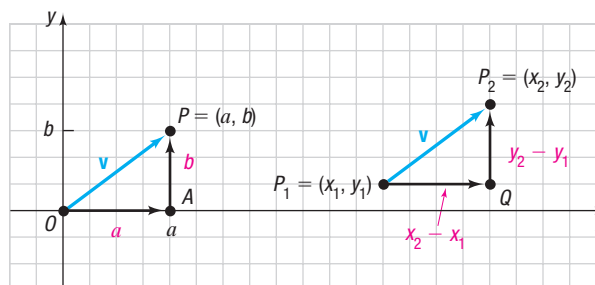


Figure 52 $\mathbf{v} = \langle a, b \rangle = \langle x_2 - x_1, y_2 - y_1 \rangle$

Triangle OPA and triangle P_1P_2Q are congruent. [Do you see why? The line segments have the same magnitude, so $d(O, P) = d(P_1, P_2)$; and they have the same direction, so $\angle POA = \angle P_2P_1Q$. Since the triangles are right triangles, we have angle–side–angle.] It follows that corresponding sides are equal. As a result, $x_2 - x_1 = a$ and $y_2 - y_1 = b$, so \mathbf{v} may be written as

$$\mathbf{v} = \langle a, b \rangle = \langle x_2 - x_1, y_2 - y_1 \rangle$$

Because of this result, any algebraic vector can be replaced by a unique position vector, and vice versa. This flexibility is one of the main reasons for the wide use of vectors.

EXAMPLE 2

Finding a Position Vector

Find the position vector of the vector $\mathbf{v} = \overrightarrow{P_1P_2}$ if $P_1 = (-1, 2)$ and $P_2 = (4, 6)$.

Solution

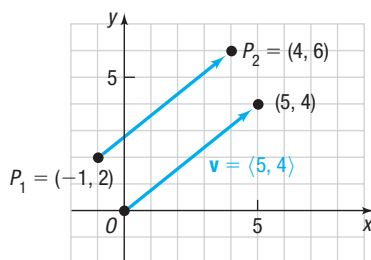


Figure 53

By equation (1), the position vector equal to \mathbf{v} is

$$\mathbf{v} = \langle 4 - (-1), 6 - 2 \rangle = \langle 5, 4 \rangle$$

See Figure 53.

Two position vectors \mathbf{v} and \mathbf{w} are equal if and only if the terminal point of \mathbf{v} is the same as the terminal point of \mathbf{w} . This leads to the following theorem:

THEOREM Equality of Vectors

Two vectors \mathbf{v} and \mathbf{w} are equal if and only if their corresponding components are equal. That is,

$$\begin{aligned} \text{If } \mathbf{v} = \langle a_1, b_1 \rangle \quad \text{and} \quad \mathbf{w} = \langle a_2, b_2 \rangle \\ \text{then } \mathbf{v} = \mathbf{w} \quad \text{if and only if} \quad a_1 = a_2 \quad \text{and} \quad b_1 = b_2. \end{aligned}$$

We now present an alternative representation of a vector in the plane that is common in the physical sciences. Let \mathbf{i} denote the unit vector whose direction is along the positive x -axis; let \mathbf{j} denote the unit vector whose direction is along the positive y -axis. Then $\mathbf{i} = \langle 1, 0 \rangle$ and $\mathbf{j} = \langle 0, 1 \rangle$, as shown in Figure 54. Any vector $\mathbf{v} = \langle a, b \rangle$ can be written using the unit vectors \mathbf{i} and \mathbf{j} as follows:

$$\mathbf{v} = \langle a, b \rangle = a\langle 1, 0 \rangle + b\langle 0, 1 \rangle = a\mathbf{i} + b\mathbf{j}$$

The quantities a and b are called the **horizontal** and **vertical components** of \mathbf{v} , respectively. For example, if $\mathbf{v} = \langle 5, 4 \rangle = 5\mathbf{i} + 4\mathbf{j}$, then 5 is the horizontal component and 4 is the vertical component.

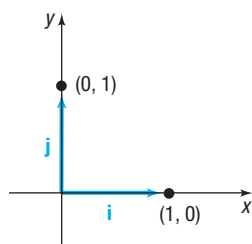


Figure 54 Unit vectors \mathbf{i} and \mathbf{j}

3 Add and Subtract Vectors Algebraically

The sum, difference, scalar multiple, and magnitude of algebraic vectors are defined in terms of their components.

DEFINITION

Suppose $\mathbf{v} = a_1\mathbf{i} + b_1\mathbf{j} = \langle a_1, b_1 \rangle$ and $\mathbf{w} = a_2\mathbf{i} + b_2\mathbf{j} = \langle a_2, b_2 \rangle$ are two vectors, and α is a scalar. Then

$$\mathbf{v} + \mathbf{w} = (a_1 + a_2)\mathbf{i} + (b_1 + b_2)\mathbf{j} = \langle a_1 + a_2, b_1 + b_2 \rangle \quad (2)$$

$$\mathbf{v} - \mathbf{w} = (a_1 - a_2)\mathbf{i} + (b_1 - b_2)\mathbf{j} = \langle a_1 - a_2, b_1 - b_2 \rangle \quad (3)$$

$$\alpha\mathbf{v} = (\alpha a_1)\mathbf{i} + (\alpha b_1)\mathbf{j} = \langle \alpha a_1, \alpha b_1 \rangle \quad (4)$$

$$\|\mathbf{v}\| = \sqrt{a_1^2 + b_1^2} \quad (5)$$

In Words

- To add two vectors, add corresponding components. To subtract two vectors, subtract corresponding components.

These definitions are compatible with the geometric definitions given earlier in this section. See Figure 55.

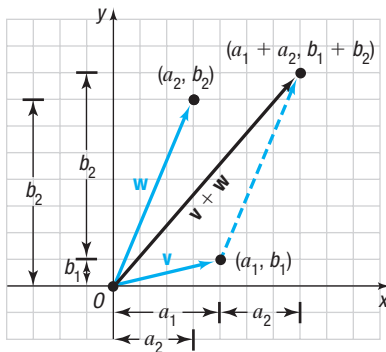
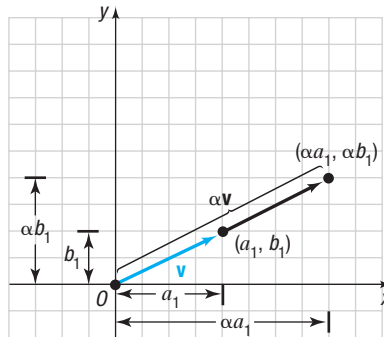
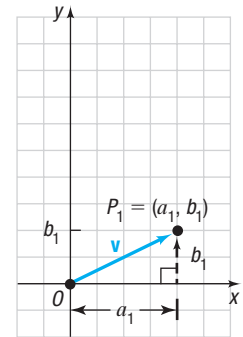


Figure 55 (a) Illustration of property (2)



(b) Illustration of property (4), $\alpha > 0$



(c) Illustration of property (5):
 $\|\mathbf{v}\| = \text{Distance from } O \text{ to } P_1$
 $\|\mathbf{v}\| = \sqrt{a_1^2 + b_1^2}$

EXAMPLE 3

Adding and Subtracting Vectors

If $\mathbf{v} = 2\mathbf{i} + 3\mathbf{j} = \langle 2, 3 \rangle$ and $\mathbf{w} = 3\mathbf{i} - 4\mathbf{j} = \langle 3, -4 \rangle$, find:

- (a) $\mathbf{v} + \mathbf{w}$ (b) $\mathbf{v} - \mathbf{w}$

Solution

$$(a) \mathbf{v} + \mathbf{w} = (2\mathbf{i} + 3\mathbf{j}) + (3\mathbf{i} - 4\mathbf{j}) = (2 + 3)\mathbf{i} + (3 - 4)\mathbf{j} = 5\mathbf{i} - \mathbf{j}$$

or

$$\mathbf{v} + \mathbf{w} = \langle 2, 3 \rangle + \langle 3, -4 \rangle = \langle 2 + 3, 3 + (-4) \rangle = \langle 5, -1 \rangle$$

$$(b) \mathbf{v} - \mathbf{w} = (2\mathbf{i} + 3\mathbf{j}) - (3\mathbf{i} - 4\mathbf{j}) = (2 - 3)\mathbf{i} + [3 - (-4)]\mathbf{j} = -\mathbf{i} + 7\mathbf{j}$$

or

$$\mathbf{v} - \mathbf{w} = \langle 2, 3 \rangle - \langle 3, -4 \rangle = \langle 2 - 3, 3 - (-4) \rangle = \langle -1, 7 \rangle$$

4 Find a Scalar Multiple and the Magnitude of a Vector

EXAMPLE 4

Finding Scalar Multiples and Magnitudes of Vectors

If $\mathbf{v} = 2\mathbf{i} + 3\mathbf{j} = \langle 2, 3 \rangle$ and $\mathbf{w} = 3\mathbf{i} - 4\mathbf{j} = \langle 3, -4 \rangle$, find:

- (a) $3\mathbf{v}$ (b) $2\mathbf{v} - 3\mathbf{w}$ (c) $\|\mathbf{v}\|$

Solution

(a) $3\mathbf{v} = 3(2\mathbf{i} + 3\mathbf{j}) = 6\mathbf{i} + 9\mathbf{j}$

or

$3\mathbf{v} = 3\langle 2, 3 \rangle = \langle 6, 9 \rangle$

(b) $2\mathbf{v} - 3\mathbf{w} = 2(2\mathbf{i} + 3\mathbf{j}) - 3(3\mathbf{i} - 4\mathbf{j}) = 4\mathbf{i} + 6\mathbf{j} - 9\mathbf{i} + 12\mathbf{j} = -5\mathbf{i} + 18\mathbf{j}$

or

$$2\mathbf{v} - 3\mathbf{w} = 2\langle 2, 3 \rangle - 3\langle 3, -4 \rangle = \langle 4, 6 \rangle - \langle 9, -12 \rangle \\ = \langle 4 - 9, 6 - (-12) \rangle = \langle -5, 18 \rangle$$

(c) $\|\mathbf{v}\| = \|2\mathbf{i} + 3\mathbf{j}\| = \sqrt{2^2 + 3^2} = \sqrt{13}$

 **Now Work** PROBLEMS 35 AND 43**5 Find a Unit Vector**

Recall that a unit vector \mathbf{u} is a vector for which $\|\mathbf{u}\| = 1$. In many applications, it is useful to be able to find a unit vector \mathbf{u} that has the same direction as a given vector \mathbf{v} .

THEOREM Unit Vector in the Direction of \mathbf{v}

For any nonzero vector \mathbf{v} , the vector

$$\mathbf{u} = \frac{\mathbf{v}}{\|\mathbf{v}\|} \quad (6)$$

is a unit vector that has the same direction as \mathbf{v} .

Proof Let $\mathbf{v} = a\mathbf{i} + b\mathbf{j}$. Then $\|\mathbf{v}\| = \sqrt{a^2 + b^2}$ and

$$\mathbf{u} = \frac{\mathbf{v}}{\|\mathbf{v}\|} = \frac{a\mathbf{i} + b\mathbf{j}}{\sqrt{a^2 + b^2}} = \frac{a}{\sqrt{a^2 + b^2}}\mathbf{i} + \frac{b}{\sqrt{a^2 + b^2}}\mathbf{j}$$

The vector \mathbf{u} has the same direction as \mathbf{v} , since $\|\mathbf{v}\| > 0$. Also,

$$\|\mathbf{u}\| = \sqrt{\frac{a^2}{a^2 + b^2} + \frac{b^2}{a^2 + b^2}} = \sqrt{\frac{a^2 + b^2}{a^2 + b^2}} = 1$$

That is, \mathbf{u} is a unit vector that has the same direction as \mathbf{v} . ■

The following is a consequence of this theorem.

If \mathbf{u} is a unit vector that has the same direction as a vector \mathbf{v} , then \mathbf{v} can be expressed as

$$\mathbf{v} = \|\mathbf{v}\|\mathbf{u} \quad (7)$$

EXAMPLE 5**Finding a Unit Vector**

Find a unit vector that has the same direction as $\mathbf{v} = 4\mathbf{i} - 3\mathbf{j}$.

Solution

Find $\|\mathbf{v}\|$ first.

$$\|\mathbf{v}\| = \|4\mathbf{i} - 3\mathbf{j}\| = \sqrt{16 + 9} = 5$$

(continued)

Now multiply \mathbf{v} by the scalar $\frac{1}{\|\mathbf{v}\|} = \frac{1}{5}$. A unit vector that has the same direction as \mathbf{v} is

$$\frac{\mathbf{v}}{\|\mathbf{v}\|} = \frac{4\mathbf{i} - 3\mathbf{j}}{5} = \frac{4}{5}\mathbf{i} - \frac{3}{5}\mathbf{j}$$

✓ **Check:** This vector is a unit vector because

$$\left\| \frac{\mathbf{v}}{\|\mathbf{v}\|} \right\| = \sqrt{\left(\frac{4}{5}\right)^2 + \left(-\frac{3}{5}\right)^2} = \sqrt{\frac{16}{25} + \frac{9}{25}} = \sqrt{\frac{25}{25}} = 1$$

 **Now Work** PROBLEM 53

6 Find a Vector from Its Direction and Magnitude

If a vector represents the speed and direction of an object, it is called a **velocity vector**. If a vector represents the direction and amount of a force acting on an object, it is called a **force vector**. In many applications, a vector is described in terms of its magnitude and direction, rather than in terms of its components. For example, a ball thrown with an initial speed of 25 miles per hour at an angle of 30° to the horizontal is a velocity vector.

Suppose that we are given the magnitude $\|\mathbf{v}\|$ of a nonzero vector \mathbf{v} and the **direction angle** α , $0^\circ \leq \alpha < 360^\circ$, between \mathbf{v} and \mathbf{i} . To express \mathbf{v} in terms of $\|\mathbf{v}\|$ and α , first find the unit vector \mathbf{u} having the same direction as \mathbf{v} .

Look at Figure 56. The coordinates of the terminal point of \mathbf{u} are $(\cos \alpha, \sin \alpha)$. Then $\mathbf{u} = \cos \alpha \mathbf{i} + \sin \alpha \mathbf{j}$ and, from equation (7),

$$\mathbf{v} = \|\mathbf{v}\| (\cos \alpha \mathbf{i} + \sin \alpha \mathbf{j}) \quad (8)$$

where α is the direction angle between \mathbf{v} and \mathbf{i} .

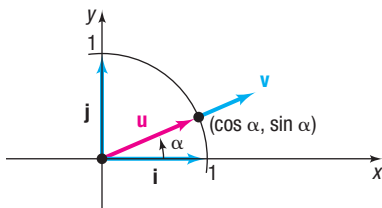


Figure 56 $\mathbf{v} = \|\mathbf{v}\| (\cos \alpha \mathbf{i} + \sin \alpha \mathbf{j})$

EXAMPLE 6

Finding a Vector When Its Magnitude and Direction Are Given

A ball is thrown with an initial speed of 25 miles per hour in a direction that makes an angle of 30° with the positive x -axis. Express the velocity vector \mathbf{v} in terms of \mathbf{i} and \mathbf{j} . What is the initial speed in the horizontal direction? What is the initial speed in the vertical direction?

Solution

The magnitude of \mathbf{v} is $\|\mathbf{v}\| = 25$ miles per hour, and the angle between the direction of \mathbf{v} and \mathbf{i} , the positive x -axis, is $\alpha = 30^\circ$. By equation (8),

$$\begin{aligned} \mathbf{v} &= \|\mathbf{v}\| (\cos \alpha \mathbf{i} + \sin \alpha \mathbf{j}) = 25 (\cos 30^\circ \mathbf{i} + \sin 30^\circ \mathbf{j}) \\ &= 25 \left(\frac{\sqrt{3}}{2} \mathbf{i} + \frac{1}{2} \mathbf{j} \right) = \frac{25\sqrt{3}}{2} \mathbf{i} + \frac{25}{2} \mathbf{j} \end{aligned}$$

The initial speed of the ball in the horizontal direction is the horizontal component of \mathbf{v} , $\frac{25\sqrt{3}}{2} \approx 21.65$ miles per hour. The initial speed in the vertical direction is the vertical component of \mathbf{v} , $\frac{25}{2} = 12.5$ miles per hour. See Figure 57.

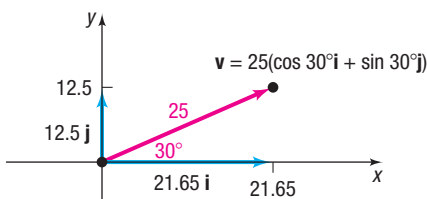


Figure 57

 **Now Work** PROBLEM 61

EXAMPLE 7

Finding the Direction Angle of a Vector

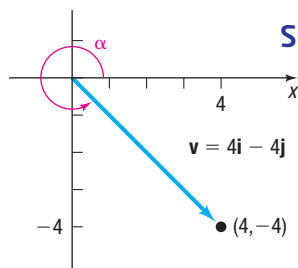


Figure 58

Solution

Find the direction angle α of $\mathbf{v} = 4\mathbf{i} - 4\mathbf{j}$.

Figure 58 shows the vector \mathbf{v} and its direction angle α . To find α , use the terminal point $(4, -4)$ and the fact that

$$\tan \alpha = \frac{-4}{4} = -1$$

Because $0^\circ \leq \alpha < 360^\circ$, the direction angle is $\alpha = 315^\circ$.

 Now Work PROBLEM 67

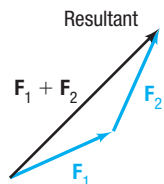


Figure 59 Resultant force

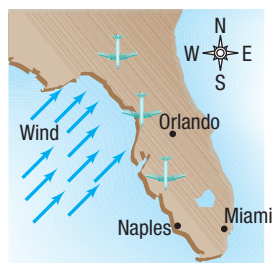
7 Model with Vectors

Because forces can be represented by vectors, two forces “combine” the way that vectors “add.” If \mathbf{F}_1 and \mathbf{F}_2 are two forces simultaneously acting on an object, the vector sum $\mathbf{F}_1 + \mathbf{F}_2$ is the **resultant force**. The resultant force produces the same effect on the object as that obtained when the two forces \mathbf{F}_1 and \mathbf{F}_2 act on the object. See Figure 59.



EXAMPLE 8

Finding the Actual Speed and Direction of an Aircraft



Solution

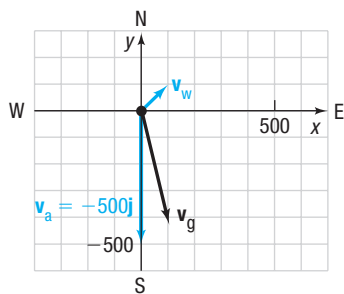


Figure 60

A Boeing 767 aircraft maintains a constant airspeed of 500 miles per hour headed due south. The jet stream is 80 miles per hour in the northeasterly direction.

- Express the velocity \mathbf{v}_a of the 767 relative to the air and the velocity \mathbf{v}_w of the jet stream in terms of \mathbf{i} and \mathbf{j} .
- Find the velocity of the 767 relative to the ground.
- Find the actual speed and direction of the 767 relative to the ground.

- Set up a coordinate system in which north (N) is along the positive y -axis. See Figure 60. The velocity of the 767 relative to the air is $\mathbf{v}_a = -500\mathbf{j}$. The velocity of the jet stream \mathbf{v}_w has magnitude 80 and direction NE (northeast), so the angle between \mathbf{v}_w and \mathbf{i} is 45° . Express \mathbf{v}_w in terms of \mathbf{i} and \mathbf{j} as

$$\mathbf{v}_w = 80(\cos 45^\circ \mathbf{i} + \sin 45^\circ \mathbf{j}) = 80\left(\frac{\sqrt{2}}{2} \mathbf{i} + \frac{\sqrt{2}}{2} \mathbf{j}\right) = 40\sqrt{2} (\mathbf{i} + \mathbf{j})$$

- The velocity of the 767 relative to the ground \mathbf{v}_g is

$$\mathbf{v}_g = \mathbf{v}_a + \mathbf{v}_w = -500\mathbf{j} + 40\sqrt{2}(\mathbf{i} + \mathbf{j}) = 40\sqrt{2}\mathbf{i} + (40\sqrt{2} - 500)\mathbf{j}$$

- The actual speed of the 767 is

$$\|\mathbf{v}_g\| = \sqrt{(40\sqrt{2})^2 + (40\sqrt{2} - 500)^2} \approx 447 \text{ miles per hour}$$

To find the actual direction of the 767 relative to the ground, determine the direction angle of \mathbf{v}_g . The direction angle is found by solving

$$\tan \alpha = \frac{40\sqrt{2} - 500}{40\sqrt{2}}$$

Then $\alpha \approx -82.7^\circ$. The 767 is traveling S7.3°E.

 Now Work PROBLEM 79



EXAMPLE 9

Finding the Weight of a Piano

Two movers require a force of magnitude 300 pounds to push a piano up a ramp inclined at an angle of 20° from the horizontal. How much does the piano weigh?

Solution

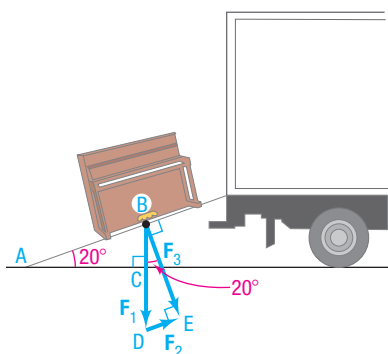


Figure 61

Let \mathbf{F}_1 represent the force of gravity, \mathbf{F}_2 represent the force required to move the piano up the ramp, and \mathbf{F}_3 represent the force of the piano against the ramp. See Figure 61. The angle between the ground and the ramp is the same as the angle between \mathbf{F}_1 and \mathbf{F}_3 because triangles ABC and BDE are similar, so $\angle BAC = \angle DBE = 20^\circ$. To find the magnitude of \mathbf{F}_1 (the weight of the piano), calculate

$$\sin 20^\circ = \frac{\|\mathbf{F}_2\|}{\|\mathbf{F}_1\|} = \frac{300}{\|\mathbf{F}_1\|}$$

$$\|\mathbf{F}_1\| = \frac{300 \text{ lb}}{\sin 20^\circ} \approx 877 \text{ lb}$$

The piano weighs approximately 877 pounds.

In Figure 61, the triangle formed by the force vectors (in blue) is called a **force diagram**.

An object is said to be in **static equilibrium** if the object is at rest and the sum of all forces acting on the object is zero—that is, if the resultant force is $\mathbf{0}$.



EXAMPLE 10

Analyzing an Object in Static Equilibrium

A box of supplies that weighs 1200 pounds is suspended by two cables attached to the ceiling, as shown in Figure 62. What are the tensions in the two cables?

Solution

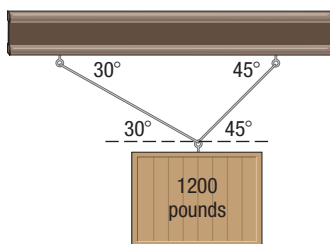


Figure 62

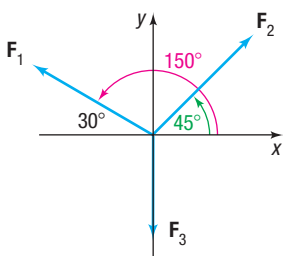


Figure 63 Force diagram

Draw a force diagram using the vectors as shown in Figure 63. The tensions in the cables are the magnitudes $\|\mathbf{F}_1\|$ and $\|\mathbf{F}_2\|$ of the force vectors \mathbf{F}_1 and \mathbf{F}_2 . The magnitude of the force vector \mathbf{F}_3 equals 1200 pounds, the weight of the box. Now write each force vector in terms of the unit vectors \mathbf{i} and \mathbf{j} . For \mathbf{F}_1 and \mathbf{F}_2 , use $\mathbf{v} = \|\mathbf{v}\|(\cos \alpha \mathbf{i} + \sin \alpha \mathbf{j})$, where α is the angle between the vector and the positive x -axis.

$$\mathbf{F}_1 = \|\mathbf{F}_1\|(\cos 150^\circ \mathbf{i} + \sin 150^\circ \mathbf{j}) = \|\mathbf{F}_1\| \left(-\frac{\sqrt{3}}{2} \mathbf{i} + \frac{1}{2} \mathbf{j} \right) = -\frac{\sqrt{3}}{2} \|\mathbf{F}_1\| \mathbf{i} + \frac{1}{2} \|\mathbf{F}_1\| \mathbf{j}$$

$$\mathbf{v} = \|\mathbf{v}\|(\cos \alpha \mathbf{i} + \sin \alpha \mathbf{j})$$

$$\mathbf{F}_2 = \|\mathbf{F}_2\|(\cos 45^\circ \mathbf{i} + \sin 45^\circ \mathbf{j}) = \|\mathbf{F}_2\| \left(\frac{\sqrt{2}}{2} \mathbf{i} + \frac{\sqrt{2}}{2} \mathbf{j} \right) = \frac{\sqrt{2}}{2} \|\mathbf{F}_2\| \mathbf{i} + \frac{\sqrt{2}}{2} \|\mathbf{F}_2\| \mathbf{j}$$

$$\mathbf{v} = \|\mathbf{v}\|(\cos \alpha \mathbf{i} + \sin \alpha \mathbf{j})$$

$$\mathbf{F}_3 = -1200 \mathbf{j}$$

For static equilibrium, the sum of the force vectors must equal the zero vector.

$$\mathbf{F}_1 + \mathbf{F}_2 + \mathbf{F}_3 = -\frac{\sqrt{3}}{2} \|\mathbf{F}_1\| \mathbf{i} + \frac{1}{2} \|\mathbf{F}_1\| \mathbf{j} + \frac{\sqrt{2}}{2} \|\mathbf{F}_2\| \mathbf{i} + \frac{\sqrt{2}}{2} \|\mathbf{F}_2\| \mathbf{j} - 1200 \mathbf{j} = \mathbf{0}$$

The \mathbf{i} component and \mathbf{j} component must both equal zero. This results in the two equations

$$-\frac{\sqrt{3}}{2} \|\mathbf{F}_1\| + \frac{\sqrt{2}}{2} \|\mathbf{F}_2\| = 0 \quad (9)$$

$$\frac{1}{2} \|\mathbf{F}_1\| + \frac{\sqrt{2}}{2} \|\mathbf{F}_2\| - 1200 = 0 \quad (10)$$

Solve equation (9) for $\|\mathbf{F}_2\|$ to obtain

$$\|\mathbf{F}_2\| = \frac{\sqrt{3}}{\sqrt{2}} \|\mathbf{F}_1\| \quad (11)$$

Substituting into equation (10) and solving for $\|\mathbf{F}_1\|$ yields

$$\begin{aligned}\frac{1}{2}\|\mathbf{F}_1\| + \frac{\sqrt{2}}{2}\left(\frac{\sqrt{3}}{\sqrt{2}}\|\mathbf{F}_1\|\right) - 1200 &= 0 \\ \frac{1}{2}\|\mathbf{F}_1\| + \frac{\sqrt{3}}{2}\|\mathbf{F}_1\| - 1200 &= 0 \\ \frac{1 + \sqrt{3}}{2}\|\mathbf{F}_1\| &= 1200 \\ \|\mathbf{F}_1\| &= \frac{2400}{1 + \sqrt{3}} \approx 878.5 \text{ pounds}\end{aligned}$$


Substituting this value into equation (11) gives $\|\mathbf{F}_2\|$.

$$\|\mathbf{F}_2\| = \frac{\sqrt{3}}{\sqrt{2}}\|\mathbf{F}_1\| = \frac{\sqrt{3}}{\sqrt{2}} \cdot \frac{2400}{1 + \sqrt{3}} \approx 1075.9 \text{ pounds}$$

The left cable has tension of approximately 878.5 pounds, and the right cable has tension of approximately 1075.9 pounds.

 **Now Work** PROBLEM 89

Historical Feature



Josiah Gibbs
(1839–1903)

The history of vectors is surprisingly complicated for such a natural concept. In the xy -plane, complex numbers do a good job of imitating vectors. About 1840, mathematicians became interested in finding a system that would do for three dimensions what the complex numbers do for two dimensions. Hermann Grassmann (1809–1877), in Germany, and William Rowan Hamilton (1805–1865), in Ireland, both attempted to find solutions.

Hamilton's system was the *quaternions*, which are best thought of as a real number plus a vector; they do for four dimensions what complex numbers do for two dimensions. In this system the order of multiplication matters; that is, $ab \neq ba$. Also, two products of vectors

emerged, the scalar product (or dot product) and the vector product (or cross product).

Grassmann's abstract style, although easily read today, was almost impenetrable during the nineteenth century, and only a few of his ideas were appreciated. Among those few were the same scalar and vector products that Hamilton had found.

About 1880, the American physicist Josiah Willard Gibbs (1839–1903) worked out an algebra involving only the simplest concepts: the vectors and the two products. He then added some calculus, and the resulting system was simple, flexible, and well adapted to expressing a large number of physical laws. This system remains in use essentially unchanged. Hamilton's and Grassmann's more extensive systems each gave birth to much interesting mathematics, but little of it is seen at elementary levels.

9.4 Assess Your Understanding

Concepts and Vocabulary

- A _____ is a quantity that has both magnitude and direction.
- If \mathbf{v} is a vector, then $\mathbf{v} + (-\mathbf{v}) = \underline{\hspace{2cm}}$.
- A vector \mathbf{u} for which $\|\mathbf{u}\| = 1$ is called a(n) _____ vector.
- If $\mathbf{v} = \langle a, b \rangle$ is an algebraic vector whose initial point is the origin, then \mathbf{v} is called a(n) _____ vector.
- If $\mathbf{v} = a\mathbf{i} + b\mathbf{j}$, then a is called the _____ component of \mathbf{v} and b is called the _____ component of \mathbf{v} .
- If \mathbf{F}_1 and \mathbf{F}_2 are two forces acting on an object, the vector sum $\mathbf{F}_1 + \mathbf{F}_2$ is called the _____ force.
- True or False** Force is an example of a vector.
- True or False** Mass is an example of a vector.
- Multiple Choice** If \mathbf{v} is a vector with initial point (x_1, y_1) and terminal point (x_2, y_2) , then which of the following is the position vector that equals \mathbf{v} ?
 - $\langle x_2 - x_1, y_2 - y_1 \rangle$
 - $\langle x_1 - x_2, y_1 - y_2 \rangle$
 - $\left\langle \frac{x_2 - x_1}{2}, \frac{y_2 - y_1}{2} \right\rangle$
 - $\left\langle \frac{x_1 + x_2}{2}, \frac{y_1 + y_2}{2} \right\rangle$
- Multiple Choice** If \mathbf{v} is a nonzero vector with direction angle α , $0^\circ \leq \alpha < 360^\circ$, between \mathbf{v} and \mathbf{i} , then \mathbf{v} equals which of the following?
 - $\|\mathbf{v}\|(\cos \alpha \mathbf{i} - \sin \alpha \mathbf{j})$
 - $\|\mathbf{v}\|(\cos \alpha \mathbf{i} + \sin \alpha \mathbf{j})$
 - $\|\mathbf{v}\|(\sin \alpha \mathbf{i} - \cos \alpha \mathbf{j})$
 - $\|\mathbf{v}\|(\sin \alpha \mathbf{i} + \cos \alpha \mathbf{j})$

Skill Building

In Problems 11–18, use the vectors in the figure at the right to graph each of the following vectors.

11. $\mathbf{v} + \mathbf{w}$

12. $\mathbf{u} + \mathbf{v}$

13. $3\mathbf{v}$

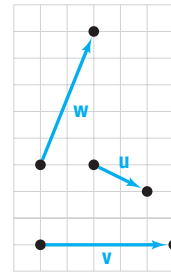
14. $2\mathbf{w}$

15. $\mathbf{v} - \mathbf{w}$

16. $\mathbf{u} - \mathbf{v}$

17. $3\mathbf{v} + \mathbf{u} - 2\mathbf{w}$

18. $2\mathbf{u} - 3\mathbf{v} + \mathbf{w}$



In Problems 19–26, use the figure at the right. Determine whether each statement given is true or false.

19. $\mathbf{A} + \mathbf{B} = \mathbf{F}$

20. $\mathbf{K} + \mathbf{G} = \mathbf{F}$

21. $\mathbf{C} = \mathbf{D} - \mathbf{E} + \mathbf{F}$

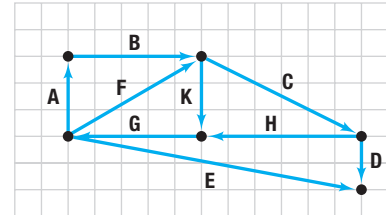
22. $\mathbf{G} + \mathbf{H} + \mathbf{E} = \mathbf{D}$

23. $\mathbf{E} + \mathbf{D} = \mathbf{G} + \mathbf{H}$

24. $\mathbf{H} - \mathbf{C} = \mathbf{G} - \mathbf{F}$

25. $\mathbf{A} + \mathbf{B} + \mathbf{K} + \mathbf{G} = \mathbf{0}$

26. $\mathbf{A} + \mathbf{B} + \mathbf{C} + \mathbf{H} + \mathbf{G} = \mathbf{0}$



In Problems 27–34, the vector \mathbf{v} has initial point P and terminal point Q . Find its position vector. That is, express \mathbf{v} in the form $a\mathbf{i} + b\mathbf{j}$.

27. $P = (0, 0); Q = (3, 4)$

28. $P = (0, 0); Q = (-3, -5)$

29. $P = (3, 2); Q = (5, 6)$

30. $P = (-3, 2); Q = (6, 5)$

31. $P = (-2, -1); Q = (6, -2)$

32. $P = (-1, 4); Q = (6, 2)$

33. $P = (1, 0); Q = (0, 1)$

34. $P = (1, 1); Q = (2, 2)$

In Problems 35–42, find $\|\mathbf{v}\|$.

35. $\mathbf{v} = 3\mathbf{i} - 4\mathbf{j}$

36. $\mathbf{v} = -5\mathbf{i} + 12\mathbf{j}$

37. $\mathbf{v} = \mathbf{i} - \mathbf{j}$

38. $\mathbf{v} = -\mathbf{i} - \mathbf{j}$

39. $\mathbf{v} = -2\mathbf{i} + 3\mathbf{j}$

40. $\mathbf{v} = 6\mathbf{i} + 2\mathbf{j}$

41. $\mathbf{v} = \cos \theta \mathbf{i} + \sin \theta \mathbf{j}$

42. $\mathbf{v} = \mathbf{i} + \cot \theta \mathbf{j}$

In Problems 43–48, find each quantity if $\mathbf{v} = 3\mathbf{i} - 5\mathbf{j}$ and $\mathbf{w} = -2\mathbf{i} + 3\mathbf{j}$.

43. $2\mathbf{v} + 3\mathbf{w}$

44. $3\mathbf{v} - 2\mathbf{w}$

45. $\|\mathbf{v} - \mathbf{w}\|$

46. $\|\mathbf{v} + \mathbf{w}\|$

47. $\|\mathbf{v}\| - \|\mathbf{w}\|$

48. $\|\mathbf{v}\| + \|\mathbf{w}\|$

In Problems 49–54, find the unit vector in the same direction as \mathbf{v} .

49. $\mathbf{v} = 5\mathbf{i}$

50. $\mathbf{v} = -3\mathbf{j}$

51. $\mathbf{v} = 3\mathbf{i} - 4\mathbf{j}$

52. $\mathbf{v} = -5\mathbf{i} + 12\mathbf{j}$

53. $\mathbf{v} = \mathbf{i} - \mathbf{j}$

54. $\mathbf{v} = 2\mathbf{i} - \mathbf{j}$

55. If $\|\mathbf{v}\| = 4$, what is the magnitude of $\frac{1}{2}\mathbf{v} + 3\mathbf{v}$?

56. If $\|\mathbf{v}\| = 2$, what is the magnitude of $-\frac{3}{4}\mathbf{v}$?

57. Find a vector \mathbf{v} whose magnitude is 4 and whose component in the \mathbf{i} direction is twice the component in the \mathbf{j} direction.

58. Find a vector \mathbf{v} whose magnitude is 3 and whose component in the \mathbf{i} direction is equal to the component in the \mathbf{j} direction.

59. If $\mathbf{v} = 2\mathbf{i} - \mathbf{j}$ and $\mathbf{w} = x\mathbf{i} + 3\mathbf{j}$, find all numbers x for which $\|\mathbf{v} + \mathbf{w}\| = 5$.

60. If $P = (-3, 1)$ and $Q = (x, 4)$, find all numbers x so that the vector represented by \overrightarrow{PQ} has length 5.

In Problems 61–66, write the vector \mathbf{v} in the form $a\mathbf{i} + b\mathbf{j}$, given its magnitude $\|\mathbf{v}\|$ and the angle α it makes with the positive x -axis.

61. $\|\mathbf{v}\| = 5, \alpha = 60^\circ$

62. $\|\mathbf{v}\| = 8, \alpha = 45^\circ$

63. $\|\mathbf{v}\| = 14, \alpha = 120^\circ$

64. $\|\mathbf{v}\| = 3, \alpha = 240^\circ$

65. $\|\mathbf{v}\| = 25, \alpha = 330^\circ$

66. $\|\mathbf{v}\| = 15, \alpha = 315^\circ$

In Problems 67–74, find the direction angle of \mathbf{v} .

67. $\mathbf{v} = 3\mathbf{i} + 3\mathbf{j}$

68. $\mathbf{v} = \mathbf{i} + \sqrt{3}\mathbf{j}$

69. $\mathbf{v} = -3\sqrt{3}\mathbf{i} + 3\mathbf{j}$

70. $\mathbf{v} = -5\mathbf{i} - 5\mathbf{j}$

71. $\mathbf{v} = 4\mathbf{i} - 2\mathbf{j}$

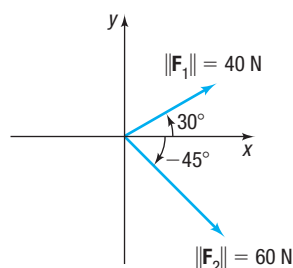
72. $\mathbf{v} = 6\mathbf{i} - 4\mathbf{j}$

73. $\mathbf{v} = -\mathbf{i} - 5\mathbf{j}$

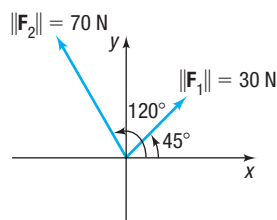
74. $\mathbf{v} = -\mathbf{i} + 3\mathbf{j}$

Applications and Extensions

- 75. Force Vectors** A child pulls a wagon with a force of 40 pounds. The handle of the wagon makes an angle of 30° with the ground. Express the force vector \mathbf{F} in terms of \mathbf{i} and \mathbf{j} .
- 76. Force Vectors** A man pushes a wheelbarrow up an incline of 20° with a force of 100 pounds. Express the force vector \mathbf{F} in terms of \mathbf{i} and \mathbf{j} .
- 77. Resultant Force** Two forces of magnitude 40 newtons (N) and 60 N act on an object at angles of 30° and -45° with the positive x -axis, as shown in the figure. Find the direction and magnitude of the resultant force; that is, find $\mathbf{F}_1 + \mathbf{F}_2$.



- 78. Resultant Force** Two forces of magnitude 30 newtons (N) and 70 N act on an object at angles of 45° and 120° with the positive x -axis, as shown in the figure. Find the direction and magnitude of the resultant force; that is, find $\mathbf{F}_1 + \mathbf{F}_2$.



- 79. Finding the Actual Speed and Direction of an Aircraft** A Boeing 787 Dreamliner maintains a constant airspeed of 550 miles per hour (mph) headed due north. The jet stream is 100 mph in the northeasterly direction.
- Express the velocity \mathbf{v}_a of the 787 relative to the air and the velocity \mathbf{v}_w of the jet stream in terms of \mathbf{i} and \mathbf{j} .
 - Find the velocity of the 787 relative to the ground.
 - Find the actual speed and direction of the 787 relative to the ground.
- 80. Finding the Actual Speed and Direction of an Aircraft** An Airbus A320 jet maintains a constant airspeed of 500 mph headed due west. The jet stream is 100 mph in the southeasterly direction.
- Express the velocity \mathbf{v}_a of the A320 relative to the air and the velocity \mathbf{v}_w of the jet stream in terms of \mathbf{i} and \mathbf{j} .
 - Find the velocity of the A320 relative to the ground.
 - Find the actual speed and direction of the A320 relative to the ground.

- 81. Ground Speed and Direction of an Airplane** An airplane has an airspeed of 500 kilometers per hour (km/h) bearing $N45^\circ E$. The wind velocity is 60 km/h in the direction $N30^\circ W$. Find the resultant vector representing the path of the plane relative to the ground. What is the groundspeed of the plane? What is its direction?

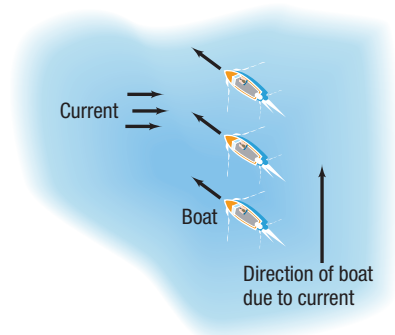
- 82. Ground Speed and Direction of an Airplane** An airplane has an airspeed of 600 km/h bearing $S30^\circ E$. The wind velocity is 40 km/h in the direction $S45^\circ E$. Find the resultant vector representing the path of the plane relative to the ground. What is the groundspeed of the plane? What is its direction?

- 83. Weight of a Boat** A force of magnitude 700 pounds is required to hold a boat and its trailer in place on a ramp whose incline is 10° to the horizontal. What is the combined weight of the boat and its trailer?

- 84. Weight of a Car** A force of magnitude 1200 pounds is required to prevent a car from rolling down a hill whose incline is 15° to the horizontal. What is the weight of the car?

- 85. Correct Direction for Crossing a River**

A river has a constant current of 3 km/h. At what angle to a boat dock should a motorboat capable of maintaining a constant speed of 20 km/h be headed in order to reach a point directly opposite the dock? If the river is $\frac{1}{2}$ kilometer wide, how long will it take to cross?




- 86. Finding the Correct Compass Heading** The pilot of an aircraft wishes to head directly east but is faced with a wind speed of 40 mph from the northwest. If the pilot maintains an airspeed of 250 mph, what compass heading should be maintained to head directly east? What is the actual speed of the aircraft?

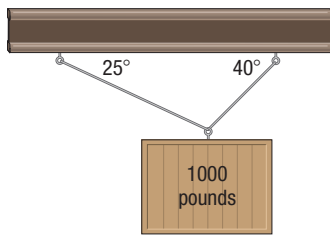
- 87. Charting a Course** A helicopter pilot needs to travel to a regional airport 25 miles away. She flies at an actual heading of $N16.26^\circ E$ with an airspeed of 120 mph, and there is a wind blowing directly east at 20 mph.

- Determine the compass heading that the pilot needs to reach her destination.
- How long will it take her to reach her destination? Round to the nearest minute.

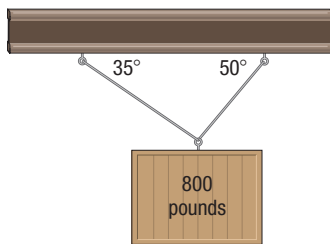
- 88. Crossing a River** A captain needs to pilot a boat across a river that is 2 km wide. The current in the river is 2 km/h and the speed of the boat in still water is 10 km/h. The desired landing point on the other side is 1 km upstream.

- Find the direction that the captain should take.
- How long will the trip take?

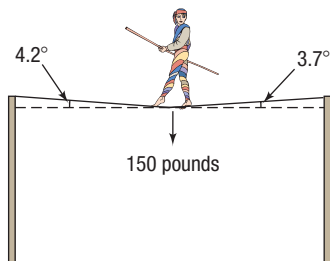
-  **89. Static Equilibrium** A weight of 1000 pounds is suspended from two cables, as shown in the figure. What are the tensions in the two cables?



- 90. Static Equilibrium** A weight of 800 pounds is suspended from two cables, as shown in the figure. What are the tensions in the two cables?

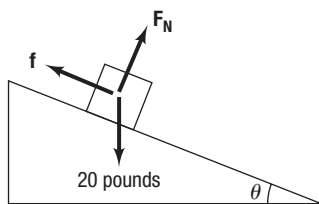


- 91. Static Equilibrium** A tightrope walker located at a certain point deflects the rope as indicated in the figure. If the weight of the tightrope walker is 150 pounds, how much tension is in each part of the rope?



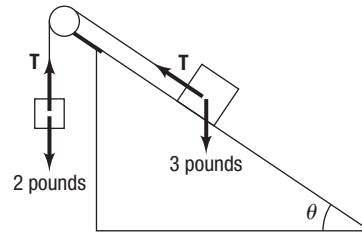
- 92. Static Equilibrium** Repeat Problem 91 if the angle on the left is 3.8° , the angle on the right is 2.6° , and the weight of the tightrope walker is 135 pounds.

- 93. Static Friction** A 20-pound box sits at rest on a horizontal surface, and there is friction between the box and the surface. One side of the surface is raised slowly to create a ramp. The friction force \mathbf{f} opposes the direction of motion and is proportional to the normal force \mathbf{F}_N exerted by the surface on the box. The proportionality constant is called the **coefficient of friction**, μ . When the angle of the ramp, θ , reaches 20° , the box begins to slide. Find the value of μ to two decimal places.

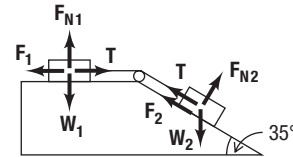


- 94. Inclined Ramp** A 2-pound weight is attached to a 3-pound weight by a rope that passes over an ideal pulley. The smaller weight hangs vertically, while the larger weight sits on a frictionless inclined ramp with angle θ . The rope exerts

a tension force \mathbf{T} on both weights along the direction of the rope. Find the angle measure for θ that is needed to keep the larger weight from sliding down the ramp. Round your answer to the nearest tenth of a degree.



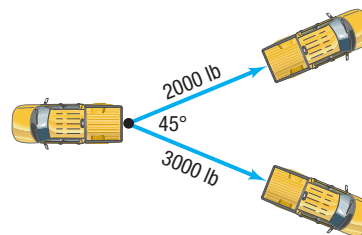
- 95. Inclined Ramp** A box sitting on a horizontal surface is attached to a second box sitting on an inclined ramp by a rope that passes over an ideal pulley. The rope exerts a tension force \mathbf{T} on both weights along the direction of the rope, and the coefficient of friction between the surface and boxes is 0.6 (see Problem 93). If the box on the right weighs 100 pounds and the angle of the ramp is 35° , how much must the box on the left weigh for the system to be in static equilibrium? Round your answer to two decimal places.



- 96. Muscle Force** Two muscles exert force on a bone at the same point. The first muscle exerts a force of 800 N at a 10° angle with the bone. The second muscle exerts a force of 710 N at a 35° angle with the bone. What are the direction and magnitude of the resulting force on the bone?

- 97. Truck Pull** At a county fair truck pull, two pickup trucks are attached to the back end of a monster truck as illustrated in the figure. One of the pickups pulls with a force of 2000 pounds, and the other pulls with a force of 3000 pounds. There is an angle of 45° between them. With how much force must the monster truck pull in order to remain unmoved?

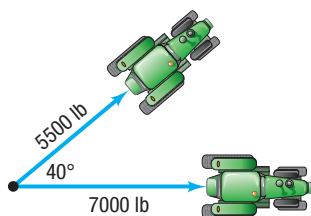
[Hint: Find the resultant force of the two trucks.]



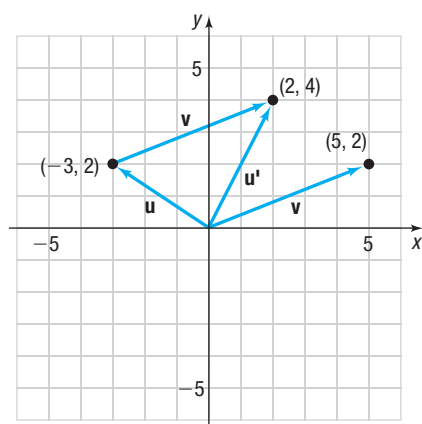
- 98. Removing a Stump** A farmer wishes to remove a stump from a field by pulling it out with his tractor. Having removed many stumps before, he estimates that he will need 6 tons (12,000 pounds) of force to remove the stump. However, his tractor is only capable of pulling with a force of 7000 pounds, so he asks his neighbor to help. His neighbor's tractor can pull with a force of 5500 pounds. They attach the two tractors to the stump with a 40° angle between the forces, as shown in the figure.

- (a) Assuming the farmer's estimate of a needed 6-ton force is correct, will the farmer be successful in removing the stump?

- (b) Had the farmer arranged the tractors with a 25° angle between the forces, would he have been successful in removing the stump?



- 99. Computer Graphics** The field of computer graphics utilizes vectors to compute translations of points. For example, if the point $(-3, 2)$, represented by vector $\mathbf{u} = \langle -3, 2 \rangle$, is to be translated by $\mathbf{v} = \langle 5, 2 \rangle$, then the new location will be $\mathbf{u}' = \mathbf{u} + \mathbf{v} = \langle -3, 2 \rangle + \langle 5, 2 \rangle = \langle 2, 4 \rangle$. So, the point $(-3, 2)$ is translated by \mathbf{v} to $(2, 4)$ as shown in the figure.
- (a) Determine the new coordinates of $(3, -1)$ if it is translated by $\mathbf{v} = \langle -4, 5 \rangle$.
- (b) Illustrate this translation graphically.



Source: Phil Dadd. *Vectors and Matrices: A Primer*. www.gamedev.net/articles/programming/math-and-physics/vectors-and-matrices-a-primer-r1832/

Explaining Concepts: Discussion and Writing

- 104.** Explain in your own words what a vector is. Give an example of a vector.
- 105.** Write a brief paragraph comparing the algebra of complex numbers and the algebra of vectors.

Retain Your Knowledge

Problems 107–116 are based on material learned earlier in the course. The purpose of these problems is to keep the material fresh in your mind so that you are better prepared for the final exam.

107. Solve: $\sqrt[3]{x-2} = 3$

108. Factor $-3x^3 + 12x^2 + 36x$ completely.

109. Find the exact value of $\tan \left[\cos^{-1} \left(\frac{1}{2} \right) \right]$.

110. Find the amplitude, period, and phase shift of

$$y = \frac{3}{2} \cos(6x + 3\pi)$$

Graph the function, showing at least two periods.

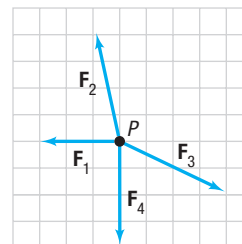
111. Find the distance between the points $(-5, -8)$ and $(7, 1)$.

- 100. Computer Graphics** Refer to Problem 99. The points $(-3, 0)$, $(-1, -2)$, $(3, 1)$, and $(1, 3)$ are the vertices of a parallelogram $ABCD$.

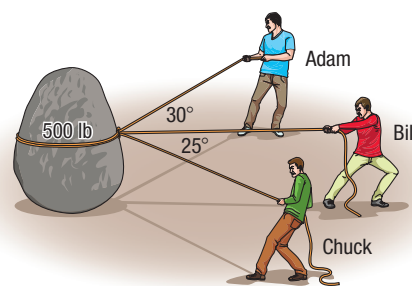
(a) Find the vertices of a new parallelogram $A'B'C'D'$ if $ABCD$ is translated by $\mathbf{v} = \langle 3, -2 \rangle$.

(b) Find the vertices of a new parallelogram $A'B'C'D'$ if $ABCD$ is translated by $-\frac{1}{2}\mathbf{v}$.

- 101. Static Equilibrium** Show on the following graph the force needed for the object at P to be in static equilibrium.



- 102. Challenge Problem Landscaping** To drag a 500-pound boulder into place, Adam, Bill, and Chuck attach three ropes to the boulder as shown in the diagram. If Adam pulls with 240 pounds of force and Chuck pulls with 110 pounds of force, then Bill must pull with how much force in order for the boulder to move?



- 103. Challenge Problem** See Problem 102. If Bill pulls due east with 200 pounds of force, then what direction does the boulder move?

- 106.** Explain the difference between an algebraic vector and a position vector.

- 112.** Write the equation of the circle in standard form:

$$x^2 + y^2 - 20x + 4y + 55 = 0$$

- 113.** Find all the intercepts of the graph of

$$f(x) = x^3 + 2x^2 - 9x - 18$$

114. Solve: $4(x-5)^2 + 9 = 53$

115. If $f(x) = x^4$, find $\frac{f(x) - f(3)}{x - 3}$.

116. If $f(\theta) = \sqrt{25 - \theta^2}$ and $g(\theta) = 5 \sin \theta$, $-\frac{\pi}{2} \leq \theta \leq \frac{\pi}{2}$, show that $(f \circ g)(\theta) = 5 \cos \theta$.

9.5 The Dot Product

PREPARING FOR THIS SECTION Before getting started, review the following:

- Law of Cosines (Section 8.3, pp. 546–548)

 **Now Work** the 'Are You Prepared?' problem on page 629.

- OBJECTIVES**
- 1 Find the Dot Product of Two Vectors (p. 624)
 - 2 Find the Angle between Two Vectors (p. 625)
 - 3 Determine Whether Two Vectors Are Parallel (p. 626)
 - 4 Determine Whether Two Vectors Are Orthogonal (p. 626)
 - 5 Decompose a Vector into Two Orthogonal Vectors (p. 626)
 - 6 Compute Work (p. 628)

1 Find the Dot Product of Two Vectors

In Section 9.4, we defined the product of a scalar and a vector. Here we define the product of two vectors, called a *dot product*.

DEFINITION Dot Product

If $\mathbf{v} = a_1\mathbf{i} + b_1\mathbf{j}$ and $\mathbf{w} = a_2\mathbf{i} + b_2\mathbf{j}$ are two vectors, the **dot product** $\mathbf{v} \cdot \mathbf{w}$ is defined as

$$\mathbf{v} \cdot \mathbf{w} = a_1a_2 + b_1b_2 \quad (1)$$

EXAMPLE 1

Finding Dot Products

If $\mathbf{v} = 2\mathbf{i} - 3\mathbf{j}$ and $\mathbf{w} = 5\mathbf{i} + 3\mathbf{j}$, find:

(a) $\mathbf{v} \cdot \mathbf{w}$ (b) $\mathbf{w} \cdot \mathbf{v}$ (c) $\mathbf{v} \cdot \mathbf{v}$ (d) $\mathbf{w} \cdot \mathbf{w}$ (e) $\|\mathbf{v}\|$ (f) $\|\mathbf{w}\|$

Solution

(a) $\mathbf{v} \cdot \mathbf{w} = 2 \cdot 5 + (-3)3 = 1$ (b) $\mathbf{w} \cdot \mathbf{v} = 5 \cdot 2 + 3(-3) = 1$

(c) $\mathbf{v} \cdot \mathbf{v} = 2 \cdot 2 + (-3)(-3) = 13$ (d) $\mathbf{w} \cdot \mathbf{w} = 5 \cdot 5 + 3 \cdot 3 = 34$

(e) $\|\mathbf{v}\| = \sqrt{2^2 + (-3)^2} = \sqrt{13}$ (f) $\|\mathbf{w}\| = \sqrt{5^2 + 3^2} = \sqrt{34}$

COMMENT A scalar multiple $a\mathbf{v}$ is a vector. A dot product $\mathbf{u} \cdot \mathbf{v}$ is a scalar (real number). ■

Since the dot product $\mathbf{v} \cdot \mathbf{w}$ of two vectors \mathbf{v} and \mathbf{w} is a real number (a scalar), the dot product is sometimes referred to as the **scalar product**.

The results obtained in Example 1 suggest some general properties of the dot product.

THEOREM Properties of the Dot Product

If \mathbf{u} , \mathbf{v} , and \mathbf{w} are vectors, then

Commutative Property

$$\mathbf{u} \cdot \mathbf{v} = \mathbf{v} \cdot \mathbf{u} \quad (2)$$

Distributive Property

$$\mathbf{u} \cdot (\mathbf{v} + \mathbf{w}) = \mathbf{u} \cdot \mathbf{v} + \mathbf{u} \cdot \mathbf{w} \quad (3)$$

$$\mathbf{v} \cdot \mathbf{v} = \|\mathbf{v}\|^2 \quad (4)$$

$$\mathbf{0} \cdot \mathbf{v} = 0 \quad (5)$$

Proof We prove properties (2) and (4) here and leave properties (3) and (5) as exercises (see Problems 38 and 39).

To prove property (2), let $\mathbf{u} = a_1\mathbf{i} + b_1\mathbf{j}$ and $\mathbf{v} = a_2\mathbf{i} + b_2\mathbf{j}$. Then

$$\mathbf{u} \cdot \mathbf{v} = a_1a_2 + b_1b_2 = a_2a_1 + b_2b_1 = \mathbf{v} \cdot \mathbf{u}$$

To prove property (4), let $\mathbf{v} = a\mathbf{i} + b\mathbf{j}$. Then

$$\mathbf{v} \cdot \mathbf{v} = a^2 + b^2 = \|\mathbf{v}\|^2 \quad \blacksquare$$

2 Find the Angle between Two Vectors

One use of the dot product is to find the angle between two vectors.

Let \mathbf{u} and \mathbf{v} be two vectors with the same initial point A . Then the vectors \mathbf{u} , \mathbf{v} , and $\mathbf{u} - \mathbf{v}$ form a triangle. See Figure 64. The angle θ at vertex A of the triangle is the angle between the vectors \mathbf{u} and \mathbf{v} . We wish to find a formula for calculating the angle θ .

The sides of the triangle have lengths $\|\mathbf{v}\|$, $\|\mathbf{u}\|$, and $\|\mathbf{u} - \mathbf{v}\|$, and θ is the included angle between the sides of length $\|\mathbf{v}\|$ and $\|\mathbf{u}\|$. The Law of Cosines (Section 8.3) can be used to find the cosine of the included angle.

$$\|\mathbf{u} - \mathbf{v}\|^2 = \|\mathbf{u}\|^2 + \|\mathbf{v}\|^2 - 2\|\mathbf{u}\|\|\mathbf{v}\|\cos\theta$$

Now use property (4) to rewrite this equation in terms of dot products.

$$(\mathbf{u} - \mathbf{v}) \cdot (\mathbf{u} - \mathbf{v}) = \mathbf{u} \cdot \mathbf{u} + \mathbf{v} \cdot \mathbf{v} - 2\|\mathbf{u}\|\|\mathbf{v}\|\cos\theta \quad (6)$$

Then use the distributive property (3) twice on the left side of (6) to obtain

$$\begin{aligned} (\mathbf{u} - \mathbf{v}) \cdot (\mathbf{u} - \mathbf{v}) &= \mathbf{u} \cdot (\mathbf{u} - \mathbf{v}) - \mathbf{v} \cdot (\mathbf{u} - \mathbf{v}) \\ &= \mathbf{u} \cdot \mathbf{u} - \mathbf{u} \cdot \mathbf{v} - \mathbf{v} \cdot \mathbf{u} + \mathbf{v} \cdot \mathbf{v} \\ &= \mathbf{u} \cdot \mathbf{u} + \mathbf{v} \cdot \mathbf{v} - 2\mathbf{u} \cdot \mathbf{v} \end{aligned} \quad (7)$$

↑
Commutative Property (2)

Combining equations (6) and (7) gives

$$\begin{aligned} \mathbf{u} \cdot \mathbf{u} + \mathbf{v} \cdot \mathbf{v} - 2\mathbf{u} \cdot \mathbf{v} &= \mathbf{u} \cdot \mathbf{u} + \mathbf{v} \cdot \mathbf{v} - 2\|\mathbf{u}\|\|\mathbf{v}\|\cos\theta \\ \mathbf{u} \cdot \mathbf{v} &= \|\mathbf{u}\|\|\mathbf{v}\|\cos\theta \end{aligned}$$

THEOREM Angle between Vectors

If \mathbf{u} and \mathbf{v} are two nonzero vectors, the angle θ , $0 \leq \theta \leq \pi$, between \mathbf{u} and \mathbf{v} is determined by the formula

$$\cos\theta = \frac{\mathbf{u} \cdot \mathbf{v}}{\|\mathbf{u}\|\|\mathbf{v}\|} \quad (8)$$

EXAMPLE 2

Finding the Angle θ between Two Vectors

Find the angle θ between $\mathbf{u} = 4\mathbf{i} - 3\mathbf{j}$ and $\mathbf{v} = 2\mathbf{i} + 5\mathbf{j}$.

Solution

Find $\mathbf{u} \cdot \mathbf{v}$, $\|\mathbf{u}\|$, and $\|\mathbf{v}\|$.

$$\mathbf{u} \cdot \mathbf{v} = 4 \cdot 2 + (-3) \cdot 5 = -7$$

$$\|\mathbf{u}\| = \sqrt{4^2 + (-3)^2} = 5$$

$$\|\mathbf{v}\| = \sqrt{2^2 + 5^2} = \sqrt{29}$$

By formula (8), if θ is the angle between \mathbf{u} and \mathbf{v} , then

$$\cos\theta = \frac{\mathbf{u} \cdot \mathbf{v}}{\|\mathbf{u}\|\|\mathbf{v}\|} = \frac{-7}{5\sqrt{29}} \approx -0.26$$

Therefore, $\theta \approx \cos^{-1}(-0.26) \approx 105^\circ$. See Figure 65.

 **Now Work** PROBLEM 9(a) AND (b)

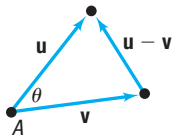


Figure 64

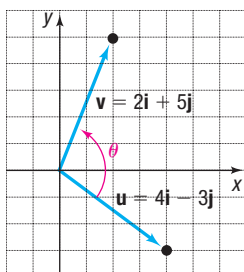


Figure 65 $\theta \approx 105^\circ$

3 Determine Whether Two Vectors Are Parallel

Two vectors \mathbf{v} and \mathbf{w} are said to be **parallel** if there is a nonzero scalar α so that $\mathbf{v} = \alpha\mathbf{w}$. In this case, the angle θ between \mathbf{v} and \mathbf{w} is 0 or π .

EXAMPLE 3

Determining Whether Two Vectors Are Parallel

The vectors $\mathbf{v} = 3\mathbf{i} - \mathbf{j}$ and $\mathbf{w} = 6\mathbf{i} - 2\mathbf{j}$ are parallel, since $\mathbf{v} = \frac{1}{2}\mathbf{w}$. Furthermore, since

$$\cos \theta = \frac{\mathbf{v} \cdot \mathbf{w}}{\|\mathbf{v}\| \|\mathbf{w}\|} = \frac{18 + 2}{\sqrt{10} \sqrt{40}} = \frac{20}{\sqrt{400}} = 1$$

the angle θ between \mathbf{v} and \mathbf{w} is 0.

4 Determine Whether Two Vectors Are Orthogonal

If the angle θ between two nonzero vectors \mathbf{v} and \mathbf{w} is $\frac{\pi}{2}$, the vectors \mathbf{v} and \mathbf{w} are called **orthogonal**. See Figure 66.

Since $\cos \frac{\pi}{2} = 0$, it follows from formula (8) that if the vectors \mathbf{v} and \mathbf{w} are orthogonal, then $\mathbf{v} \cdot \mathbf{w} = 0$.

On the other hand, if $\mathbf{v} \cdot \mathbf{w} = 0$, then $\mathbf{v} = \mathbf{0}$ or $\mathbf{w} = \mathbf{0}$ or $\cos \theta = 0$. If $\cos \theta = 0$, then $\theta = \frac{\pi}{2}$, and \mathbf{v} and \mathbf{w} are orthogonal. If \mathbf{v} or \mathbf{w} is the zero vector, then, since the zero vector has no specific direction, we adopt the convention that the zero vector is orthogonal to every vector.



Figure 66 \mathbf{v} is orthogonal to \mathbf{w} .

NOTE *Orthogonal*, *perpendicular*, and *normal* are all terms that mean “meet at a right angle.” It is customary to refer to two vectors as being *orthogonal*, to two lines as being *perpendicular*, and to a line and a plane or a vector and a plane as being *normal*.

THEOREM

Two vectors \mathbf{v} and \mathbf{w} are orthogonal if and only if

$$\mathbf{v} \cdot \mathbf{w} = 0$$

EXAMPLE 4

Determining Whether Two Vectors Are Orthogonal

The vectors

$$\mathbf{v} = 2\mathbf{i} - \mathbf{j} \quad \text{and} \quad \mathbf{w} = 3\mathbf{i} + 6\mathbf{j}$$

are orthogonal, since

$$\mathbf{v} \cdot \mathbf{w} = 6 - 6 = 0$$

See Figure 67.

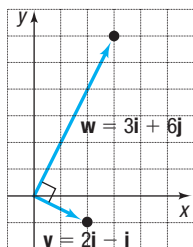


Figure 67

 **Now Work** PROBLEM 9(c)

5 Decompose a Vector into Two Orthogonal Vectors

In many physical applications, it is necessary to find “how much” of a vector is applied in a given direction. Look at Figure 68. The force \mathbf{F} due to gravity is pulling straight down (toward the center of Earth) on the block. To study the effect of gravity on the block, it is necessary to determine how much of \mathbf{F} is actually pushing the block down the incline (\mathbf{F}_1) and how much is pressing the block against the incline (\mathbf{F}_2), at a right angle to the incline. Knowing the **decomposition** of \mathbf{F} often enables us to determine when friction (the force holding the block in place on the incline) is overcome and the block will slide down the incline.

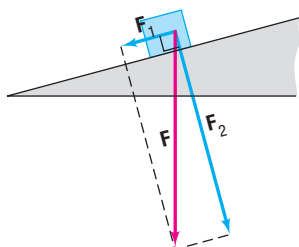


Figure 68

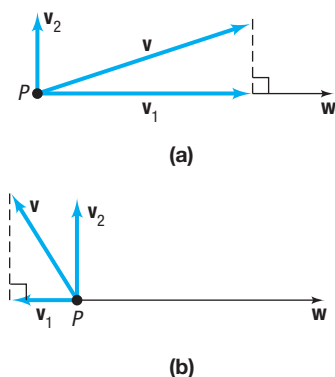


Figure 69

Suppose that \mathbf{v} and \mathbf{w} are two nonzero, nonorthogonal vectors with the same initial point P . We seek to decompose \mathbf{v} into two vectors: \mathbf{v}_1 , which is parallel to \mathbf{w} , and \mathbf{v}_2 , which is orthogonal to \mathbf{w} . See Figure 69(a) and (b). The vector \mathbf{v}_1 is called the **vector projection of \mathbf{v} onto \mathbf{w}** .

The vector \mathbf{v}_1 is obtained by dropping a perpendicular from the terminal point of \mathbf{v} to the line containing \mathbf{w} . The vector \mathbf{v}_1 is the vector from P to the intersection of the line containing \mathbf{w} and the perpendicular. The vector \mathbf{v}_2 is given by $\mathbf{v}_2 = \mathbf{v} - \mathbf{v}_1$. Note that $\mathbf{v} = \mathbf{v}_1 + \mathbf{v}_2$, the vector \mathbf{v}_1 is parallel to \mathbf{w} , and the vector \mathbf{v}_2 is orthogonal to \mathbf{w} . This is the decomposition of \mathbf{v} that was sought.

Now we seek a formula for \mathbf{v}_1 that is based on a knowledge of the vectors \mathbf{v} and \mathbf{w} . Since $\mathbf{v} = \mathbf{v}_1 + \mathbf{v}_2$, we have

$$\mathbf{v} \cdot \mathbf{w} = (\mathbf{v}_1 + \mathbf{v}_2) \cdot \mathbf{w} = \mathbf{v}_1 \cdot \mathbf{w} + \mathbf{v}_2 \cdot \mathbf{w} \quad (9)$$

Since \mathbf{v}_2 is orthogonal to \mathbf{w} , we have $\mathbf{v}_2 \cdot \mathbf{w} = 0$. Since \mathbf{v}_1 is parallel to \mathbf{w} , we have $\mathbf{v}_1 = \alpha \mathbf{w}$ for some scalar α . Equation (9) can be written as

$$\begin{aligned} \mathbf{v} \cdot \mathbf{w} &= \alpha \mathbf{w} \cdot \mathbf{w} = \alpha \|\mathbf{w}\|^2 & \mathbf{v}_1 &= \alpha \mathbf{w}; \mathbf{v}_2 \cdot \mathbf{w} = 0 \\ \alpha &= \frac{\mathbf{v} \cdot \mathbf{w}}{\|\mathbf{w}\|^2} \end{aligned}$$

Then

$$\mathbf{v}_1 = \alpha \mathbf{w} = \frac{\mathbf{v} \cdot \mathbf{w}}{\|\mathbf{w}\|^2} \mathbf{w}$$

THEOREM

If \mathbf{v} and \mathbf{w} are two nonzero, nonorthogonal vectors, the vector projection of \mathbf{v} onto \mathbf{w} is

$$\mathbf{v}_1 = \frac{\mathbf{v} \cdot \mathbf{w}}{\|\mathbf{w}\|^2} \mathbf{w} \quad (10)$$

The decomposition of \mathbf{v} into \mathbf{v}_1 and \mathbf{v}_2 , where \mathbf{v}_1 is parallel to \mathbf{w} , and \mathbf{v}_2 is orthogonal to \mathbf{w} , is

$$\mathbf{v}_1 = \frac{\mathbf{v} \cdot \mathbf{w}}{\|\mathbf{w}\|^2} \mathbf{w} \quad \mathbf{v}_2 = \mathbf{v} - \mathbf{v}_1 \quad (11)$$

EXAMPLE 5

Decomposing a Vector into Two Orthogonal Vectors

Find the vector projection of $\mathbf{v} = \mathbf{i} + 3\mathbf{j}$ onto $\mathbf{w} = \mathbf{i} + \mathbf{j}$. Decompose \mathbf{v} into two vectors, \mathbf{v}_1 and \mathbf{v}_2 , where \mathbf{v}_1 is parallel to \mathbf{w} , and \mathbf{v}_2 is orthogonal to \mathbf{w} .

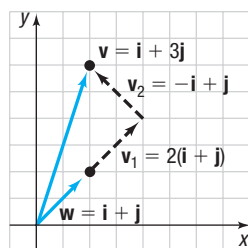


Figure 70

Solution

Use formulas (10) and (11).

$$\begin{aligned} \mathbf{v}_1 &= \frac{\mathbf{v} \cdot \mathbf{w}}{\|\mathbf{w}\|^2} \mathbf{w} = \frac{1 + 3}{(\sqrt{2})^2} \mathbf{w} = 2\mathbf{w} = 2(\mathbf{i} + \mathbf{j}) \\ \mathbf{v}_2 &= \mathbf{v} - \mathbf{v}_1 = (\mathbf{i} + 3\mathbf{j}) - 2(\mathbf{i} + \mathbf{j}) = -\mathbf{i} + \mathbf{j} \end{aligned}$$

See Figure 70.

 **Now Work** PROBLEM 21



EXAMPLE 6

Finding the Force Required to Hold a Wagon on a Hill

A wagon with two small children as occupants weighs 100 pounds and is on a hill with a grade of 20° . What is the magnitude of the force that is required to keep the wagon from rolling down the hill?

Solution

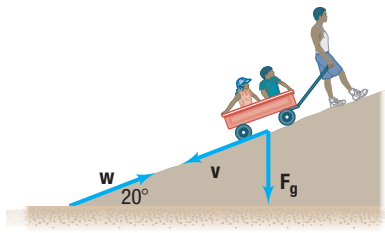


Figure 71

See Figure 71. We need to find the magnitude of the force \mathbf{v} that would cause the wagon to roll down the hill. A force with the same magnitude in the opposite direction of \mathbf{v} will keep the wagon from rolling down the hill. The force of gravity is orthogonal to the level ground, so the force of the wagon due to gravity can be represented by the vector

$$\mathbf{F}_g = -100\mathbf{j}$$

Determine the vector projection of \mathbf{F}_g onto \mathbf{w} , which is the force parallel to the hill. The vector \mathbf{w} is given by

$$\mathbf{w} = \cos 20^\circ \mathbf{i} + \sin 20^\circ \mathbf{j}$$

The vector projection of \mathbf{F}_g onto \mathbf{w} is

$$\begin{aligned} \mathbf{v} &= \frac{\mathbf{F}_g \cdot \mathbf{w}}{\|\mathbf{w}\|^2} \mathbf{w} \\ &= \frac{-100(\sin 20^\circ)}{(\sqrt{\cos^2 20^\circ + \sin^2 20^\circ})^2} (\cos 20^\circ \mathbf{i} + \sin 20^\circ \mathbf{j}) \\ &= -34.2(\cos 20^\circ \mathbf{i} + \sin 20^\circ \mathbf{j}) \end{aligned}$$

The magnitude of \mathbf{v} is 34.2 pounds, so the magnitude of the force required to keep the wagon from rolling down the hill is 34.2 pounds. J

6 Compute Work

In elementary physics, the **work** W done by a constant force \mathbf{F} in moving an object from a point A to a point B is defined as

$$W = (\text{magnitude of force}) (\text{distance}) = \|\mathbf{F}\| \|\overrightarrow{AB}\|$$

Work is commonly measured in foot-pounds or in newton-meters (joules).

In this definition, it is assumed that the force \mathbf{F} is applied along the line of motion. If the constant force \mathbf{F} is not along the line of motion, but instead is at an angle θ to the direction of the motion, as illustrated in Figure 72, then the **work** W done by \mathbf{F} in moving an object from A to B is defined as

$$W = \mathbf{F} \cdot \overrightarrow{AB} \quad (12)$$

This definition is compatible with the force-times-distance definition, since

$$\begin{aligned} W &= (\text{amount of force in the direction of } \overrightarrow{AB}) (\text{distance}) \\ &= \|\text{projection of } \mathbf{F} \text{ on } AB\| \|\overrightarrow{AB}\| = \frac{\mathbf{F} \cdot \overrightarrow{AB}}{\|\overrightarrow{AB}\|^2} \|\overrightarrow{AB}\| \|\overrightarrow{AB}\| = \mathbf{F} \cdot \overrightarrow{AB} \end{aligned}$$

↑
Use formula (10)

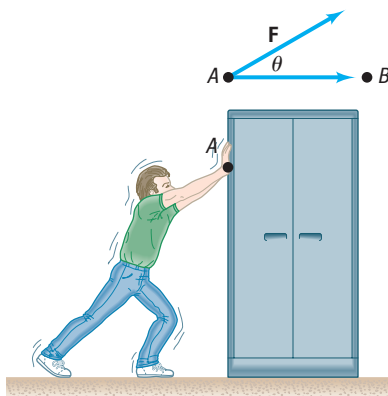


Figure 72

EXAMPLE 7

Computing Work

A girl is pulling a wagon with a force of 50 pounds. How much work is done in moving the wagon 100 feet if the handle makes an angle of 30° with the ground? See Figure 73(a).

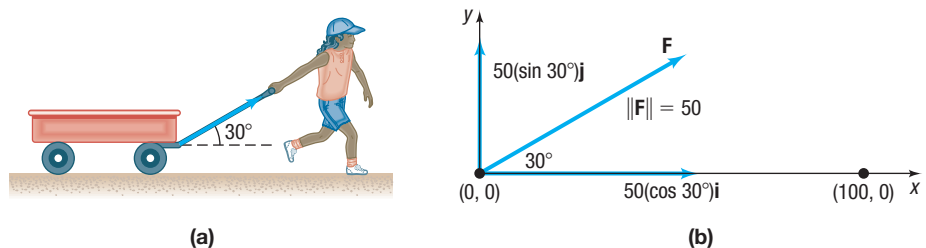


Figure 73

(a)

(b)

Solution Position the vectors in a coordinate system in such a way that the wagon is moved from $(0, 0)$ to $(100, 0)$. The motion is from $A = (0, 0)$ to $B = (100, 0)$, so $\overrightarrow{AB} = 100\mathbf{i}$. The force vector \mathbf{F} , as shown in Figure 73(b), is

$$\mathbf{F} = 50(\cos 30^\circ\mathbf{i} + \sin 30^\circ\mathbf{j}) = 50\left(\frac{\sqrt{3}}{2}\mathbf{i} + \frac{1}{2}\mathbf{j}\right) = 25(\sqrt{3}\mathbf{i} + \mathbf{j})$$

By formula (12), the work done is

$$W = \mathbf{F} \cdot \overrightarrow{AB} = 25(\sqrt{3}\mathbf{i} + \mathbf{j}) \cdot 100\mathbf{i} = 2500\sqrt{3} \text{ foot-pounds}$$

 **Now Work** PROBLEM 29

Historical Feature

We stated in the Historical Feature in Section 9.4 that complex numbers were used as vectors in the plane before the general notion of a vector was clarified. Suppose that we make the correspondence

Vector \leftrightarrow Complex number

$$a\mathbf{i} + b\mathbf{j} \leftrightarrow a + bi$$

$$c\mathbf{i} + d\mathbf{j} \leftrightarrow c + di$$

Show that

$$(a\mathbf{i} + b\mathbf{j}) \cdot (c\mathbf{i} + d\mathbf{j}) = \text{real part} [(a + bi)(c + di)]$$

This is how the dot product was found originally. The imaginary part is also interesting. It is a determinant (see Section 11.3) and represents the area of the parallelogram whose edges are the vectors. This is close to some of Hermann Grassmann's ideas and is also connected with the scalar triple product of three-dimensional vectors.

9.5 Assess Your Understanding

'Are You Prepared?' The answer is given at the end of these exercises. If you get a wrong answer, read the pages listed in red.

1. In a triangle with sides a, b, c and angles A, B, C , the Law of Cosines states that _____. (p. 546)

Concepts and Vocabulary

2. If $\mathbf{v} = a_1\mathbf{i} + b_1\mathbf{j}$ and $\mathbf{w} = a_2\mathbf{i} + b_2\mathbf{j}$ are two vectors, then the _____ is defined as $\mathbf{v} \cdot \mathbf{w} = a_1a_2 + b_1b_2$.
3. If $\mathbf{v} \cdot \mathbf{w} = 0$, then the two vectors \mathbf{v} and \mathbf{w} are _____.
4. If $\mathbf{v} = 3\mathbf{w}$, then the two vectors \mathbf{v} and \mathbf{w} are _____.
5. **True or False** Given two nonzero, nonorthogonal vectors \mathbf{v} and \mathbf{w} , it is always possible to decompose \mathbf{v} into two vectors, one parallel to \mathbf{w} and the other orthogonal to \mathbf{w} .
6. **True or False** Work is a physical example of a vector.

7. **Multiple Choice** The angle $\theta, 0 \leq \theta \leq \pi$, between two nonzero vectors \mathbf{u} and \mathbf{v} can be found using what formula?


(a) $\sin \theta = \frac{\|\mathbf{u}\|}{\|\mathbf{v}\|}$ (b) $\cos \theta = \frac{\|\mathbf{u}\|}{\|\mathbf{v}\|}$
 (c) $\sin \theta = \frac{\mathbf{u} \cdot \mathbf{v}}{\|\mathbf{u}\| \|\mathbf{v}\|}$ (d) $\cos \theta = \frac{\mathbf{u} \cdot \mathbf{v}}{\|\mathbf{u}\| \|\mathbf{v}\|}$

8. **Multiple Choice** If two nonzero vectors \mathbf{v} and \mathbf{w} are orthogonal, then the angle between them has what measure?

(a) π (b) $\frac{\pi}{2}$ (c) $\frac{3\pi}{2}$ (d) 2π

Skill Building

In Problems 9–18, (a) find the dot product $\mathbf{v} \cdot \mathbf{w}$; (b) find the angle between \mathbf{v} and \mathbf{w} ; (c) state whether the vectors are parallel, orthogonal, or neither.

 9. $\mathbf{v} = \mathbf{i} - \mathbf{j}$, $\mathbf{w} = \mathbf{i} + \mathbf{j}$

10. $\mathbf{v} = \mathbf{i} + \mathbf{j}$, $\mathbf{w} = -\mathbf{i} + \mathbf{j}$

11. $\mathbf{v} = 2\mathbf{i} + \mathbf{j}$, $\mathbf{w} = \mathbf{i} - 2\mathbf{j}$

12. $\mathbf{v} = 2\mathbf{i} + 2\mathbf{j}$, $\mathbf{w} = \mathbf{i} + 2\mathbf{j}$

13. $\mathbf{v} = \sqrt{3}\mathbf{i} - \mathbf{j}$, $\mathbf{w} = \mathbf{i} + \mathbf{j}$

14. $\mathbf{v} = \mathbf{i} + \sqrt{3}\mathbf{j}$, $\mathbf{w} = \mathbf{i} - \mathbf{j}$

15. $\mathbf{v} = 3\mathbf{i} + 4\mathbf{j}$, $\mathbf{w} = -6\mathbf{i} - 8\mathbf{j}$

16. $\mathbf{v} = 3\mathbf{i} - 4\mathbf{j}$, $\mathbf{w} = 9\mathbf{i} - 12\mathbf{j}$


17. $\mathbf{v} = 4\mathbf{i}$, $\mathbf{w} = \mathbf{j}$

18. $\mathbf{v} = \mathbf{i}$, $\mathbf{w} = -3\mathbf{j}$

19. Find a so that the vectors $\mathbf{v} = \mathbf{i} - a\mathbf{j}$ and $\mathbf{w} = 2\mathbf{i} + 3\mathbf{j}$ are orthogonal.

20. Find b so that the vectors $\mathbf{v} = \mathbf{i} + \mathbf{j}$ and $\mathbf{w} = \mathbf{i} + b\mathbf{j}$ are orthogonal.

In Problems 21–26, decompose \mathbf{v} into two vectors \mathbf{v}_1 and \mathbf{v}_2 , where \mathbf{v}_1 is parallel to \mathbf{w} , and \mathbf{v}_2 is orthogonal to \mathbf{w} .

 21. $\mathbf{v} = 2\mathbf{i} - 3\mathbf{j}$, $\mathbf{w} = \mathbf{i} - \mathbf{j}$

22. $\mathbf{v} = -3\mathbf{i} + 2\mathbf{j}$, $\mathbf{w} = 2\mathbf{i} + \mathbf{j}$

23. $\mathbf{v} = \mathbf{i} - \mathbf{j}$, $\mathbf{w} = -\mathbf{i} - 2\mathbf{j}$

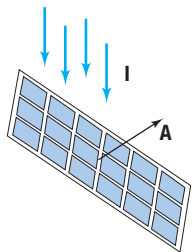
24. $\mathbf{v} = 2\mathbf{i} - \mathbf{j}$, $\mathbf{w} = \mathbf{i} - 2\mathbf{j}$

25. $\mathbf{v} = 3\mathbf{i} + \mathbf{j}$, $\mathbf{w} = -2\mathbf{i} - \mathbf{j}$

26. $\mathbf{v} = \mathbf{i} - 3\mathbf{j}$, $\mathbf{w} = 4\mathbf{i} - \mathbf{j}$

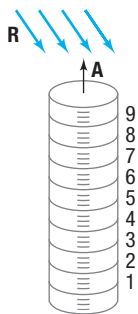
Applications and Extensions

27. Find a vector of magnitude 15 that is parallel to $4\mathbf{i} - 3\mathbf{j}$.
28. Find a vector of magnitude 5 that is parallel to $-12\mathbf{i} + 9\mathbf{j}$.
29. **Computing Work** Find the work done by a force of 3 pounds acting in a direction of 60° to the horizontal in moving an object 6 feet from $(0, 0)$ to $(6, 0)$.
30. **Computing Work** A wagon is pulled horizontally by exerting a force of 20 pounds on the handle at an angle of 30° with the horizontal. How much work is done in moving the wagon 100 feet?
31. **Solar Energy** The amount of energy collected by a solar panel depends on the intensity of the sun's rays and the area of the panel. Let the vector \mathbf{I} represent the intensity, in watts per square centimeter, having the direction of the sun's rays. Let the vector \mathbf{A} represent the area, in square centimeters, whose direction is the orientation of a solar panel. See the figure. The total number of watts collected by the panel is given by $W = |\mathbf{I} \cdot \mathbf{A}|$.



Suppose that $\mathbf{I} = \langle -0.02, -0.01 \rangle$ and $\mathbf{A} = \langle 300, 400 \rangle$.

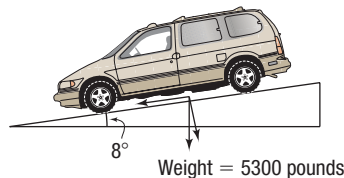
- (a) Find $\|\mathbf{I}\|$ and $\|\mathbf{A}\|$, and interpret the meaning of each.
- (b) Compute W and interpret its meaning.
- (c) If the solar panel is to collect the maximum number of watts, what must be true about \mathbf{I} and \mathbf{A} ?
32. **Rainfall Measurement** Let the vector \mathbf{R} represent the amount of rainfall, in inches, whose direction is the inclination of the rain to a rain gauge. Let the vector \mathbf{A} represent the area, in square inches, whose direction is the orientation of the opening of the rain gauge. See the figure. The volume of rain collected in the gauge, in cubic inches, is given by $V = |\mathbf{R} \cdot \mathbf{A}|$, even when the rain falls in a slanted direction or the gauge is not perfectly vertical.



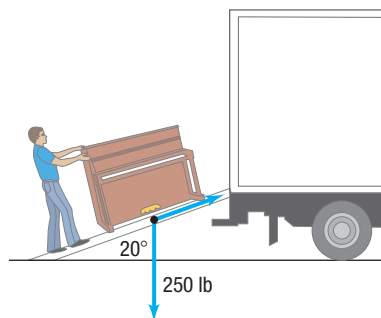
Suppose that $\mathbf{R} = \langle 0.75, -1.75 \rangle$ and $\mathbf{A} = \langle 0.3, 1 \rangle$.

- (a) Find $\|\mathbf{R}\|$ and $\|\mathbf{A}\|$, and interpret the meaning of each.
- (b) Compute V and interpret its meaning.
- (c) If the gauge is to collect the maximum volume of rain, what must be true about \mathbf{R} and \mathbf{A} ?

33. **Braking Load** A Toyota Sienna with a gross weight of 5300 pounds is parked on a street with an 8° grade. See the figure. Find the magnitude of the force required to keep the Sienna from rolling down the hill. What is the magnitude of the force perpendicular to the hill?



34. **Braking Load** A Chevrolet Silverado with a gross weight of 4500 pounds is parked on a street with a 10° grade. Find the magnitude of the force required to keep the Silverado from rolling down the hill. What is the magnitude of the force perpendicular to the hill?
35. **Ramp Angle** Billy and Timmy are using a ramp to load furniture into a truck. While rolling a 250-pound piano up the ramp, they discover that the truck is too full of other furniture for the piano to fit. Timmy holds the piano in place on the ramp while Billy repositions other items to make room for it in the truck. If the angle of inclination of the ramp is 20° , how many pounds of force must Timmy exert to hold the piano in position?



36. **Incline Angle** A bulldozer exerts 1000 pounds of force to prevent a 5000-pound boulder from rolling down a hill. Determine the angle of inclination of the hill.
37. Find the acute angle that a constant unit force vector makes with the positive x -axis if the work done by the force in moving a particle from $(0, 0)$ to $(4, 0)$ equals 2.
38. Prove the distributive property:

$$\mathbf{u} \cdot (\mathbf{v} + \mathbf{w}) = \mathbf{u} \cdot \mathbf{v} + \mathbf{u} \cdot \mathbf{w}$$

39. Prove property (5): $\mathbf{0} \cdot \mathbf{v} = 0$.
40. If \mathbf{v} is a unit vector and the angle between \mathbf{v} and \mathbf{i} is α , show that $\mathbf{v} = \cos \alpha \mathbf{i} + \sin \alpha \mathbf{j}$.
41. Suppose that \mathbf{v} and \mathbf{w} are unit vectors. If the angle between \mathbf{v} and \mathbf{i} is α and the angle between \mathbf{w} and \mathbf{i} is β , use the idea of the dot product $\mathbf{v} \cdot \mathbf{w}$ to prove that

$$\cos(\alpha - \beta) = \cos \alpha \cos \beta + \sin \alpha \sin \beta$$

42. Show that the projection of \mathbf{v} onto \mathbf{i} is $(\mathbf{v} \cdot \mathbf{i})\mathbf{i}$. Then show that we can always write a vector \mathbf{v} as

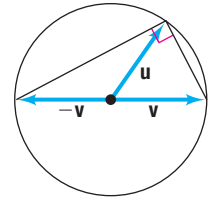
$$\mathbf{v} = (\mathbf{v} \cdot \mathbf{i})\mathbf{i} + (\mathbf{v} \cdot \mathbf{j})\mathbf{j}$$

43. Let \mathbf{v} and \mathbf{w} denote two nonzero vectors. Show that the vectors $\|\mathbf{w}\|\mathbf{v} + \|\mathbf{v}\|\mathbf{w}$ and $\|\mathbf{w}\|\mathbf{v} - \|\mathbf{v}\|\mathbf{w}$ are orthogonal.
44. Let \mathbf{v} and \mathbf{w} denote two nonzero vectors. Show that the vector $\mathbf{v} - \alpha\mathbf{w}$ is orthogonal to \mathbf{w} if $\alpha = \frac{\mathbf{v} \cdot \mathbf{w}}{\|\mathbf{w}\|^2}$.
45. Given vectors $\mathbf{u} = \mathbf{i} + 5\mathbf{j}$ and $\mathbf{v} = 4\mathbf{i} + y\mathbf{j}$, find y so that the angle between the vectors is 60° .[†]
46. Given vectors $\mathbf{u} = x\mathbf{i} + 2\mathbf{j}$ and $\mathbf{v} = 7\mathbf{i} - 3\mathbf{j}$, find x so that the angle between the vectors is 30° .
47. Given vectors $\mathbf{u} = 2x\mathbf{i} + 3\mathbf{j}$ and $\mathbf{v} = x\mathbf{i} - 8\mathbf{j}$, find x so that \mathbf{u} and \mathbf{v} are orthogonal.
48. In the definition of work given in this section, what is the work done if \mathbf{F} is orthogonal to \overrightarrow{AB} ?

[†]Courtesy of the Joliet Junior College Mathematics Department

49. Challenge Problem

- (a) If \mathbf{u} and \mathbf{v} have the same magnitude, show that $\mathbf{u} + \mathbf{v}$ and $\mathbf{u} - \mathbf{v}$ are orthogonal.
- (b) Use this to prove that an angle inscribed in a semicircle is a right angle (see the figure).



50. Challenge Problem

 Prove the **polarization identity**,

$$\|\mathbf{u} + \mathbf{v}\|^2 - \|\mathbf{u} - \mathbf{v}\|^2 = 4(\mathbf{u} \cdot \mathbf{v})$$

Explaining Concepts: Discussion and Writing

51. Create an application (different from any found in the text) that requires a dot product.

Retain Your Knowledge

Problems 52–61 are based on material learned earlier in the course. The purpose of these problems is to keep the material fresh in your mind so that you are better prepared for the final exam.

52. Find the average rate of change of $f(x) = x^3 - 5x^2 + 27$ from -3 to 2 .
53. Find the exact value of $5 \cos 60^\circ + 2 \tan \frac{\pi}{4}$. Do not use a calculator.
54. Establish the identity: $(1 - \sin^2 \theta)(1 + \tan^2 \theta) = 1$
55. **Volume of a Box** An open-top box is made from a sheet of metal by cutting squares from each corner and folding up the sides. The sheet has a length of 19 inches and a width of 13 inches. If x is the length of one side of each square to be cut out, write a function, $V(x)$, for the volume of the box in terms of x .
56. Solve: $7^{x-1} = 3 \cdot 2^{x+4}$
57. What is the function that is graphed after the graph of $y = \sqrt[3]{x}$ is shifted left 4 units and up 9 units?
58. Find all asymptotes of the graph of $f(x) = \frac{2x^2 - 5}{x^2 - 2x - 15}$.
59. Find the exact value of $\cos 80^\circ \cos 70^\circ - \sin 80^\circ \sin 70^\circ$.
60. Find the vertex and determine if the graph of $f(x) = \frac{2}{3}x^2 - 12x + 10$ is concave up or concave down.
61. If $f(x) = \frac{1}{(x^2 + 9)^{3/2}}$ and $g(x) = 3 \tan x$, show that $(f \circ g)(x) = \frac{1}{27 |\sec^3 x|}$

'Are You Prepared?' Answers

1. $c^2 = a^2 + b^2 - 2ab \cos C$

9.6 Vectors in Space

PREPARING FOR THIS SECTION Before getting started, review the following:

- Distance Formula (Section 1.1, pp. 3–4)

 **Now Work** the 'Are You Prepared?' problem on page 639.

- OBJECTIVES**
- 1 Find the Distance between Two Points in Space (p. 632)
 - 2 Find Position Vectors in Space (p. 633)
 - 3 Perform Operations on Vectors (p. 634)
 - 4 Find the Dot Product (p. 635)
 - 5 Find the Angle between Two Vectors (p. 636)
 - 6 Find the Direction Angles of a Vector (p. 637)

Rectangular Coordinates in Space

In the plane, each point is associated with an ordered pair of real numbers. In space, each point is associated with an ordered triple of real numbers. Through a fixed point, called the **origin** O , draw three mutually perpendicular lines: the x -axis, the y -axis, and the z -axis. On each of these axes, select an appropriate scale and the positive direction. See Figure 74.

The direction chosen for the positive z -axis in Figure 74 makes the system *right-handed*. This conforms to the *right-hand rule*, which states that if the index finger of the right hand points in the direction of the positive x -axis and the middle finger points in the direction of the positive y -axis, then the thumb will point in the direction of the positive z -axis. See Figure 75.

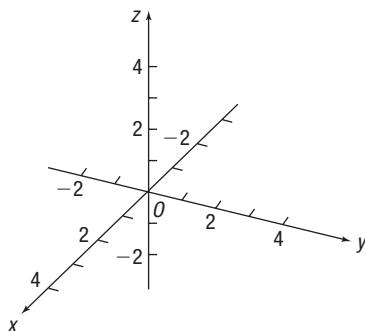


Figure 74

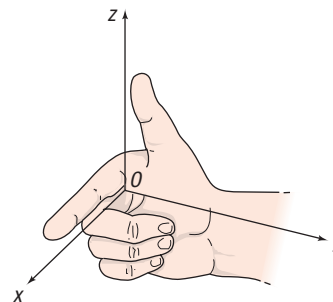


Figure 75

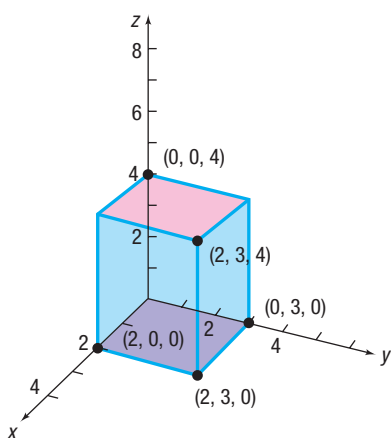


Figure 76

Associate with each point P an ordered triple (x, y, z) of real numbers, the **coordinates of P** . For example, the point $(2, 3, 4)$ is located by starting at the origin and moving 2 units along the positive x -axis, 3 units in the direction of the positive y -axis, and 4 units in the direction of the positive z -axis. See Figure 76.

Figure 76 also shows the location of the points $(2, 0, 0)$, $(0, 3, 0)$, $(0, 0, 4)$, and $(2, 3, 0)$. Points of the form $(x, 0, 0)$ lie on the x -axis, and points of the forms $(0, y, 0)$ and $(0, 0, z)$ lie on the y -axis and z -axis, respectively. Points of the form $(x, y, 0)$ lie in a plane called the **xy -plane**. Its equation is $z = 0$. Similarly, points of the form $(x, 0, z)$ lie in the **xz -plane** (equation $y = 0$), and points of the form $(0, y, z)$ lie in the **yz -plane** (equation $x = 0$). See Figure 77(a). By extension of these ideas, all points obeying the equation $z = 3$ will lie in a plane parallel to and 3 units above the xy -plane. The equation $y = 4$ represents a plane parallel to the xz -plane and 4 units to the right of the plane $y = 0$. See Figure 77(b).

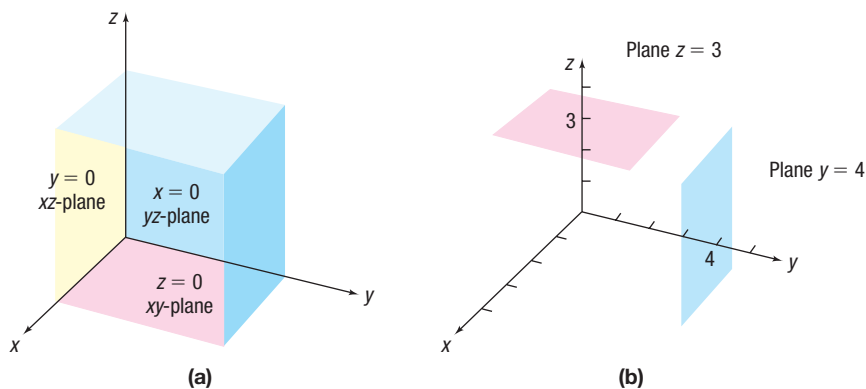


Figure 77

 **Now Work** PROBLEM 9

1 Find the Distance between Two Points in Space

The formula for the distance between two points in space is an extension of the Distance Formula for points in the plane given in Section 1.1.

THEOREM Distance Formula in Space

If $P_1 = (x_1, y_1, z_1)$ and $P_2 = (x_2, y_2, z_2)$ are two points in space, the distance d from P_1 to P_2 is

$$d = \sqrt{(x_2 - x_1)^2 + (y_2 - y_1)^2 + (z_2 - z_1)^2} \quad (1)$$

The proof, which we omit, utilizes a double application of the Pythagorean Theorem.

EXAMPLE 1**Using the Distance Formula**

Find the distance from $P_1 = (-1, 3, 2)$ to $P_2 = (4, -2, 5)$.

Solution $d = \sqrt{[4 - (-1)]^2 + [-2 - 3]^2 + [5 - 2]^2} = \sqrt{25 + 25 + 9} = \sqrt{59}$

 **Now Work** PROBLEM 15

2 Find Position Vectors in Space

To represent vectors in space, we introduce the unit vectors \mathbf{i} , \mathbf{j} , and \mathbf{k} whose directions are along the positive x -axis, the positive y -axis, and the positive z -axis, respectively. If \mathbf{v} is a vector with initial point at the origin O and terminal point at $P = (a, b, c)$, then we can represent \mathbf{v} in terms of the vectors \mathbf{i} , \mathbf{j} , and \mathbf{k} as

$$\mathbf{v} = a\mathbf{i} + b\mathbf{j} + c\mathbf{k}$$

See Figure 78.

The scalars a , b , and c are called the **components** of the vector $\mathbf{v} = a\mathbf{i} + b\mathbf{j} + c\mathbf{k}$, with a being the component in the direction \mathbf{i} , b the component in the direction \mathbf{j} , and c the component in the direction \mathbf{k} .

A vector whose initial point is at the origin is called a **position vector**. The next result states that any vector whose initial point is not at the origin is equal to a unique position vector.

THEOREM

Suppose that \mathbf{v} is a vector with initial point $P_1 = (x_1, y_1, z_1)$, not necessarily the origin, and terminal point $P_2 = (x_2, y_2, z_2)$. If $\mathbf{v} = \overrightarrow{P_1P_2}$, then \mathbf{v} is equal to the position vector

$$\mathbf{v} = (x_2 - x_1)\mathbf{i} + (y_2 - y_1)\mathbf{j} + (z_2 - z_1)\mathbf{k} \quad (2)$$

Figure 79 illustrates this result.

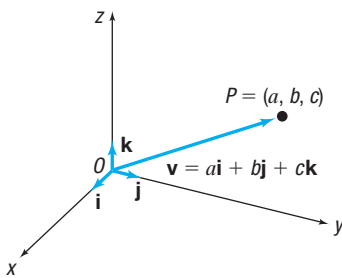


Figure 78

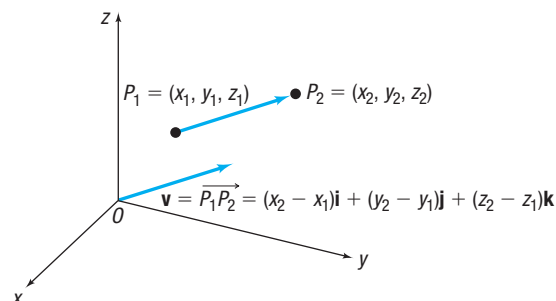


Figure 79

EXAMPLE 2

Finding a Position Vector

Find the position vector of the vector $\mathbf{v} = \overrightarrow{P_1P_2}$ if $P_1 = (-1, 2, 3)$ and $P_2 = (4, 6, 2)$.

Solution By equation (2), the position vector equal to \mathbf{v} is

$$\mathbf{v} = [4 - (-1)]\mathbf{i} + (6 - 2)\mathbf{j} + (2 - 3)\mathbf{k} = 5\mathbf{i} + 4\mathbf{j} - \mathbf{k}$$

 **Now Work** PROBLEM 29

3 Perform Operations on Vectors

Equality, addition, subtraction, scalar product, and magnitude can be defined in terms of the components of a vector.

DEFINITION

Let $\mathbf{v} = a_1\mathbf{i} + b_1\mathbf{j} + c_1\mathbf{k}$ and $\mathbf{w} = a_2\mathbf{i} + b_2\mathbf{j} + c_2\mathbf{k}$ be two vectors, and let α be a scalar. Then

- $\mathbf{v} = \mathbf{w}$ if and only if $a_1 = a_2$, $b_1 = b_2$, and $c_1 = c_2$
- $\mathbf{v} + \mathbf{w} = (a_1 + a_2)\mathbf{i} + (b_1 + b_2)\mathbf{j} + (c_1 + c_2)\mathbf{k}$
- $\mathbf{v} - \mathbf{w} = (a_1 - a_2)\mathbf{i} + (b_1 - b_2)\mathbf{j} + (c_1 - c_2)\mathbf{k}$
- $\alpha\mathbf{v} = (\alpha a_1)\mathbf{i} + (\alpha b_1)\mathbf{j} + (\alpha c_1)\mathbf{k}$
- $\|\mathbf{v}\| = \sqrt{a_1^2 + b_1^2 + c_1^2}$

These definitions are compatible with the geometric definitions given in Section 9.4 for vectors in a plane.

EXAMPLE 3

Adding and Subtracting Vectors

If $\mathbf{v} = 2\mathbf{i} + 3\mathbf{j} - 2\mathbf{k}$ and $\mathbf{w} = 3\mathbf{i} - 4\mathbf{j} + 5\mathbf{k}$, find:

(a) $\mathbf{v} + \mathbf{w}$ (b) $\mathbf{v} - \mathbf{w}$

Solution

$$\begin{aligned} \text{(a) } \mathbf{v} + \mathbf{w} &= (2\mathbf{i} + 3\mathbf{j} - 2\mathbf{k}) + (3\mathbf{i} - 4\mathbf{j} + 5\mathbf{k}) \\ &= (2 + 3)\mathbf{i} + (3 - 4)\mathbf{j} + (-2 + 5)\mathbf{k} \\ &= 5\mathbf{i} - \mathbf{j} + 3\mathbf{k} \end{aligned}$$

$$\begin{aligned} \text{(b) } \mathbf{v} - \mathbf{w} &= (2\mathbf{i} + 3\mathbf{j} - 2\mathbf{k}) - (3\mathbf{i} - 4\mathbf{j} + 5\mathbf{k}) \\ &= (2 - 3)\mathbf{i} + [3 - (-4)]\mathbf{j} + [-2 - 5]\mathbf{k} \\ &= -\mathbf{i} + 7\mathbf{j} - 7\mathbf{k} \end{aligned}$$

EXAMPLE 4

Finding Scalar Products and Magnitudes

If $\mathbf{v} = 2\mathbf{i} + 3\mathbf{j} - 2\mathbf{k}$ and $\mathbf{w} = 3\mathbf{i} - 4\mathbf{j} + 5\mathbf{k}$, find:

(a) $3\mathbf{v}$ (b) $2\mathbf{v} - 3\mathbf{w}$ (c) $\|\mathbf{v}\|$

Solution

$$\text{(a) } 3\mathbf{v} = 3(2\mathbf{i} + 3\mathbf{j} - 2\mathbf{k}) = 6\mathbf{i} + 9\mathbf{j} - 6\mathbf{k}$$

$$\begin{aligned} \text{(b) } 2\mathbf{v} - 3\mathbf{w} &= 2(2\mathbf{i} + 3\mathbf{j} - 2\mathbf{k}) - 3(3\mathbf{i} - 4\mathbf{j} + 5\mathbf{k}) \\ &= 4\mathbf{i} + 6\mathbf{j} - 4\mathbf{k} - 9\mathbf{i} + 12\mathbf{j} - 15\mathbf{k} = -5\mathbf{i} + 18\mathbf{j} - 19\mathbf{k} \end{aligned}$$

$$\text{(c) } \|\mathbf{v}\| = \|2\mathbf{i} + 3\mathbf{j} - 2\mathbf{k}\| = \sqrt{2^2 + 3^2 + (-2)^2} = \sqrt{17}$$

 **Now Work** PROBLEMS 33 AND 39

Recall that a unit vector \mathbf{u} is one for which $\|\mathbf{u}\| = 1$. In many applications, it is useful to be able to find a unit vector \mathbf{u} that has the same direction as a given vector \mathbf{v} .

THEOREM Unit Vector in the Direction of \mathbf{v}

For any nonzero vector \mathbf{v} , the vector

$$\mathbf{u} = \frac{\mathbf{v}}{\|\mathbf{v}\|}$$

is a unit vector that has the same direction as \mathbf{v} .

The following is a consequence of this theorem.

$$\mathbf{v} = \|\mathbf{v}\|\mathbf{u}$$

EXAMPLE 5

Finding a Unit Vector

Find the unit vector in the same direction as $\mathbf{v} = 2\mathbf{i} - 3\mathbf{j} - 6\mathbf{k}$.

Solution

Find $\|\mathbf{v}\|$ first.

$$\|\mathbf{v}\| = \|2\mathbf{i} - 3\mathbf{j} - 6\mathbf{k}\| = \sqrt{4 + 9 + 36} = \sqrt{49} = 7$$

Now multiply \mathbf{v} by the scalar $\frac{1}{\|\mathbf{v}\|} = \frac{1}{7}$. The result is the unit vector

$$\mathbf{u} = \frac{\mathbf{v}}{\|\mathbf{v}\|} = \frac{2\mathbf{i} - 3\mathbf{j} - 6\mathbf{k}}{7} = \frac{2}{7}\mathbf{i} - \frac{3}{7}\mathbf{j} - \frac{6}{7}\mathbf{k}$$

 **Now Work** PROBLEM 47

4 Find the Dot Product

The definition of *dot product* in space is an extension of the definition given for vectors in a plane.

DEFINITION Dot Product

If $\mathbf{v} = a_1\mathbf{i} + b_1\mathbf{j} + c_1\mathbf{k}$ and $\mathbf{w} = a_2\mathbf{i} + b_2\mathbf{j} + c_2\mathbf{k}$ are two vectors, the **dot product** $\mathbf{v} \cdot \mathbf{w}$ is defined as

$$\mathbf{v} \cdot \mathbf{w} = a_1a_2 + b_1b_2 + c_1c_2 \quad (3)$$

EXAMPLE 6

Finding Dot Products

If $\mathbf{v} = 2\mathbf{i} - 3\mathbf{j} + 6\mathbf{k}$ and $\mathbf{w} = 5\mathbf{i} + 3\mathbf{j} - \mathbf{k}$, find:

- | | | |
|-----------------------------------|-----------------------------------|-----------------------------------|
| (a) $\mathbf{v} \cdot \mathbf{w}$ | (b) $\mathbf{w} \cdot \mathbf{v}$ | (c) $\mathbf{v} \cdot \mathbf{v}$ |
| (d) $\mathbf{w} \cdot \mathbf{w}$ | (e) $\ \mathbf{v}\ $ | (f) $\ \mathbf{w}\ $ |

- Solution**
- (a) $\mathbf{v} \cdot \mathbf{w} = 2 \cdot 5 + (-3)3 + 6(-1) = -5$
 (b) $\mathbf{w} \cdot \mathbf{v} = 5 \cdot 2 + 3(-3) + (-1) \cdot 6 = -5$
 (c) $\mathbf{v} \cdot \mathbf{v} = 2 \cdot 2 + (-3)(-3) + 6 \cdot 6 = 49$
 (d) $\mathbf{w} \cdot \mathbf{w} = 5 \cdot 5 + 3 \cdot 3 + (-1)(-1) = 35$
 (e) $\|\mathbf{v}\| = \sqrt{2^2 + (-3)^2 + 6^2} = \sqrt{49} = 7$
 (f) $\|\mathbf{w}\| = \sqrt{5^2 + 3^2 + (-1)^2} = \sqrt{35}$

The dot product in space has the same properties as the dot product in the plane.

THEOREM Properties of the Dot Product

If \mathbf{u} , \mathbf{v} , and \mathbf{w} are vectors, then

Commutative Property

$$\mathbf{u} \cdot \mathbf{v} = \mathbf{v} \cdot \mathbf{u}$$

Distributive Property

$$\mathbf{u} \cdot (\mathbf{v} + \mathbf{w}) = \mathbf{u} \cdot \mathbf{v} + \mathbf{u} \cdot \mathbf{w}$$

$$\mathbf{v} \cdot \mathbf{v} = \|\mathbf{v}\|^2$$

$$\mathbf{0} \cdot \mathbf{v} = 0$$

5 Find the Angle between Two Vectors

The angle θ between two vectors in space follows the same formula as for two vectors in the plane.

THEOREM Angle between Vectors

If \mathbf{u} and \mathbf{v} are two nonzero vectors, the angle θ , $0 \leq \theta \leq \pi$, between \mathbf{u} and \mathbf{v} is determined by the formula

$$\cos \theta = \frac{\mathbf{u} \cdot \mathbf{v}}{\|\mathbf{u}\| \|\mathbf{v}\|} \quad (4)$$

EXAMPLE 7

Finding the Angle between Two Vectors

Find the angle θ between $\mathbf{u} = 2\mathbf{i} - 3\mathbf{j} + 6\mathbf{k}$ and $\mathbf{v} = 2\mathbf{i} + 5\mathbf{j} - \mathbf{k}$.

Solution Compute the quantities $\mathbf{u} \cdot \mathbf{v}$, $\|\mathbf{u}\|$, and $\|\mathbf{v}\|$.

$$\mathbf{u} \cdot \mathbf{v} = 2 \cdot 2 + (-3) \cdot 5 + 6(-1) = -17$$

$$\|\mathbf{u}\| = \sqrt{2^2 + (-3)^2 + 6^2} = \sqrt{49} = 7$$

$$\|\mathbf{v}\| = \sqrt{2^2 + 5^2 + (-1)^2} = \sqrt{30}$$

By formula (4), if θ is the angle between \mathbf{u} and \mathbf{v} , then

$$\cos \theta = \frac{\mathbf{u} \cdot \mathbf{v}}{\|\mathbf{u}\| \|\mathbf{v}\|} = \frac{-17}{7\sqrt{30}} \approx -0.443$$

So, $\theta \approx \cos^{-1}(-0.443) \approx 116.3^\circ$.

6 Find the Direction Angles of a Vector

A nonzero vector \mathbf{v} in space can be described by specifying its magnitude and its three **direction angles** α , β , and γ . These direction angles are defined as

α = the angle between \mathbf{v} and \mathbf{i} , the positive x -axis, $0 \leq \alpha \leq \pi$

β = the angle between \mathbf{v} and \mathbf{j} , the positive y -axis, $0 \leq \beta \leq \pi$

γ = the angle between \mathbf{v} and \mathbf{k} , the positive z -axis, $0 \leq \gamma \leq \pi$

See Figure 80.

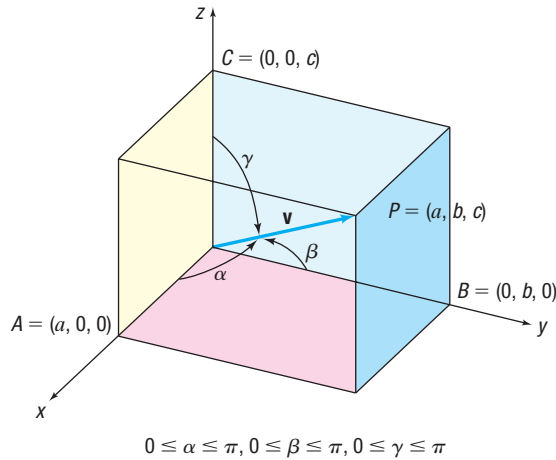


Figure 80 Direction angles

Our first goal is to find expressions for α , β , and γ in terms of the components of a vector. Let $\mathbf{v} = a\mathbf{i} + b\mathbf{j} + c\mathbf{k}$ denote a nonzero vector. The angle α between \mathbf{v} and \mathbf{i} , the positive x -axis, obeys

$$\cos \alpha = \frac{\mathbf{v} \cdot \mathbf{i}}{\|\mathbf{v}\| \|\mathbf{i}\|} = \frac{a}{\|\mathbf{v}\|}$$

Similarly,

$$\cos \beta = \frac{b}{\|\mathbf{v}\|} \quad \text{and} \quad \cos \gamma = \frac{c}{\|\mathbf{v}\|}$$

Since $\|\mathbf{v}\| = \sqrt{a^2 + b^2 + c^2}$, the following result is obtained.

THEOREM Direction Angles

If $\mathbf{v} = a\mathbf{i} + b\mathbf{j} + c\mathbf{k}$ is a nonzero vector in space, the direction angles α , β , and γ obey

$$\begin{aligned} \bullet \cos \alpha &= \frac{a}{\sqrt{a^2 + b^2 + c^2}} = \frac{a}{\|\mathbf{v}\|} & \bullet \cos \beta &= \frac{b}{\sqrt{a^2 + b^2 + c^2}} = \frac{b}{\|\mathbf{v}\|} \\ \bullet \cos \gamma &= \frac{c}{\sqrt{a^2 + b^2 + c^2}} = \frac{c}{\|\mathbf{v}\|} & & \end{aligned} \quad (5)$$

The numbers $\cos \alpha$, $\cos \beta$, and $\cos \gamma$ are called the **direction cosines** of the vector \mathbf{v} .

EXAMPLE 8

Finding the Direction Angles of a Vector

Find the direction angles of $\mathbf{v} = -3\mathbf{i} + 2\mathbf{j} - 6\mathbf{k}$.

Solution

$$\|\mathbf{v}\| = \sqrt{(-3)^2 + 2^2 + (-6)^2} = \sqrt{49} = 7$$

Using the formulas in equation (5), we have

$$\cos \alpha = \frac{-3}{7} \quad \cos \beta = \frac{2}{7} \quad \cos \gamma = \frac{-6}{7}$$

$$\alpha \approx 115.4^\circ \quad \beta \approx 73.4^\circ \quad \gamma \approx 149.0^\circ$$

THEOREM Property of the Direction Cosines

If α , β , and γ are the direction angles of a nonzero vector \mathbf{v} in space, then

$$\cos^2 \alpha + \cos^2 \beta + \cos^2 \gamma = 1 \quad (6)$$

The proof is a direct consequence of the equations in (5).

Based on equation (6), when two direction cosines are known, the third is determined up to its sign. Knowing two direction cosines is not sufficient to uniquely determine the direction of a vector in space.

EXAMPLE 9**Finding a Direction Angle of a Vector**

The vector \mathbf{v} makes an angle of $\alpha = \frac{\pi}{3}$ with the positive x -axis, an angle of $\beta = \frac{\pi}{3}$ with the positive y -axis, and an acute angle γ with the positive z -axis. Find γ .

Solution By equation (6), we have

$$\begin{aligned} \cos^2\left(\frac{\pi}{3}\right) + \cos^2\left(\frac{\pi}{3}\right) + \cos^2 \gamma &= 1 & 0 < \gamma < \frac{\pi}{2} \\ \left(\frac{1}{2}\right)^2 + \left(\frac{1}{2}\right)^2 + \cos^2 \gamma &= 1 \\ \cos^2 \gamma &= \frac{1}{2} \\ \cos \gamma &= \frac{\sqrt{2}}{2} \quad \text{or} \quad \cos \gamma = -\frac{\sqrt{2}}{2} \\ \gamma &= \frac{\pi}{4} \quad \text{or} \quad \gamma = \frac{3\pi}{4} \end{aligned}$$

Since γ must be acute, $\gamma = \frac{\pi}{4}$.

The direction cosines of a vector give information about only the direction of the vector; they provide no information about its magnitude. For example, *any* vector that is parallel to the xy -plane and makes an angle of $\frac{\pi}{4}$ radian with the positive x -axis and y -axis has direction cosines

$$\cos \alpha = \frac{\sqrt{2}}{2} \quad \cos \beta = \frac{\sqrt{2}}{2} \quad \cos \gamma = 0$$

However, if the direction angles *and* the magnitude of a vector are known, the vector is uniquely determined.

EXAMPLE 10**Writing a Vector in Terms of Its Magnitude and Direction Cosines**

Show that any nonzero vector \mathbf{v} in space can be written in terms of its magnitude and direction cosines as

$$\mathbf{v} = \|\mathbf{v}\| [(\cos \alpha)\mathbf{i} + (\cos \beta)\mathbf{j} + (\cos \gamma)\mathbf{k}] \quad (7)$$

Solution Let $\mathbf{v} = a\mathbf{i} + b\mathbf{j} + c\mathbf{k}$. From the equations in (5), note that

$$a = \|\mathbf{v}\| \cos \alpha \quad b = \|\mathbf{v}\| \cos \beta \quad c = \|\mathbf{v}\| \cos \gamma$$

55. $\mathbf{v} = 3\mathbf{i} - \mathbf{j} + 2\mathbf{k}$, $\mathbf{w} = \mathbf{i} + \mathbf{j} - \mathbf{k}$

57. $\mathbf{v} = 3\mathbf{i} + 4\mathbf{j} + \mathbf{k}$, $\mathbf{w} = 6\mathbf{i} + 8\mathbf{j} + 2\mathbf{k}$

56. $\mathbf{v} = \mathbf{i} + 3\mathbf{j} + 2\mathbf{k}$, $\mathbf{w} = \mathbf{i} - \mathbf{j} + \mathbf{k}$

58. $\mathbf{v} = 3\mathbf{i} - 4\mathbf{j} + \mathbf{k}$, $\mathbf{w} = 6\mathbf{i} - 8\mathbf{j} + 2\mathbf{k}$

In Problems 59–66, find the direction angles of each vector. Write each vector in the form of equation (7).

59. $\mathbf{v} = 3\mathbf{i} - 6\mathbf{j} - 2\mathbf{k}$

60. $\mathbf{v} = -6\mathbf{i} + 12\mathbf{j} + 4\mathbf{k}$

61. $\mathbf{v} = \mathbf{i} + \mathbf{j} + \mathbf{k}$

62. $\mathbf{v} = \mathbf{i} - \mathbf{j} - \mathbf{k}$

63. $\mathbf{v} = \mathbf{i} + \mathbf{j}$

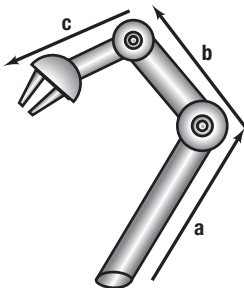
64. $\mathbf{v} = \mathbf{j} + \mathbf{k}$

65. $\mathbf{v} = 3\mathbf{i} - 5\mathbf{j} + 2\mathbf{k}$

66. $\mathbf{v} = 2\mathbf{i} + 3\mathbf{j} - 4\mathbf{k}$

Applications and Extensions

67. Robotic Arm Consider the double-jointed robotic arm shown in the figure. Let the lower arm be modeled by $\mathbf{a} = \langle 2, 3, 4 \rangle$, the middle arm be modeled by $\mathbf{b} = \langle 1, -1, 3 \rangle$, and the upper arm be modeled by $\mathbf{c} = \langle 4, -1, -2 \rangle$, where units are in feet.



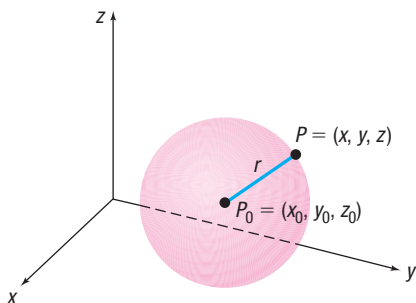
(a) Find a vector \mathbf{d} that represents the position of the hand.

(b) Determine the distance of the hand from the origin.

68. The Sphere In space, the collection of all points that are the same distance from some fixed point is called a **sphere**. See the illustration. The constant distance is called the **radius**, and the fixed point is the **center** of the sphere. Show that an equation of a sphere with center at (x_0, y_0, z_0) and radius r is

$$(x - x_0)^2 + (y - y_0)^2 + (z - z_0)^2 = r^2$$

[Hint: Use the Distance Formula (1).]



In Problems 69 and 70, find an equation of a sphere with radius r and center P_0 .

69. $r = 1$; $P_0 = (3, 1, 1)$

70. $r = 2$; $P_0 = (1, 2, 2)$

In Problems 71–76, find the radius and center of each sphere.

[Hint: Complete the square in each variable.]

71. $x^2 + y^2 + z^2 + 2x - 2y = 2$

72. $x^2 + y^2 + z^2 + 2x - 2z = -1$

73. $x^2 + y^2 + z^2 - 4x + 4y + 2z = 0$

74. $x^2 + y^2 + z^2 - 4x = 0$

75. $2x^2 + 2y^2 + 2z^2 - 8x + 4z = -1$

76. $3x^2 + 3y^2 + 3z^2 + 6x - 6y = 3$

The **work** W done by a constant force \mathbf{F} in moving an object from a point A in space to a point B in space is defined as $W = \mathbf{F} \cdot \overline{AB}$. Use this definition in Problems 77–79.

77. Work Find the work done by a force of 3 newtons acting in the direction $2\mathbf{i} + \mathbf{j} + 2\mathbf{k}$ in moving an object 2 meters from $(0, 0, 0)$ to $(0, 2, 0)$.

78. Work Find the work done by a force of 1 newton acting in the direction $2\mathbf{i} + 2\mathbf{j} + \mathbf{k}$ in moving an object 3 meters from $(0, 0, 0)$ to $(1, 2, 2)$.

79. Work Find the work done in moving an object along a vector $\mathbf{u} = 3\mathbf{i} + 2\mathbf{j} - 5\mathbf{k}$ if the applied force is $\mathbf{F} = 2\mathbf{i} - \mathbf{j} - \mathbf{k}$. Use meters for distance and newtons for force.

Retain Your Knowledge

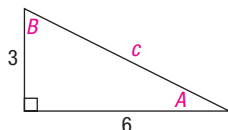
Problems 80–88 are based on material learned earlier in the course. The purpose of these problems is to keep the material fresh in your mind so that you are better prepared for the final exam.

80. Solve: $\frac{3}{x-2} \geq 5$

81. Given $f(x) = 2x - 3$ and $g(x) = x^2 + x - 1$, find $(f \circ g)(x)$.

82. Find the exact value of $\sin 80^\circ \cos 50^\circ - \cos 80^\circ \sin 50^\circ$.

83. Solve the triangle.



84. Find the distance between the points $P_1 = (-1, -2)$ and $P_2 = (9, 3)$.

85. Form a polynomial function with real coefficients having degree 4 and zeros $-i$ and $1 - 3i$.

86. The function $f(x) = \frac{5}{x-8}$ is one-to-one. Find its inverse.

87. Find the average rate of change of $f(x) = 3 \tan(2x)$ from $-\frac{\pi}{8}$ to $\frac{\pi}{8}$.

88. Find the area of the region enclosed by $f(x) = \sqrt{36 - x^2}$ and $g(x) = 6 - x$.

'Are You Prepared?' Answer

1. $\sqrt{(x_2 - x_1)^2 + (y_2 - y_1)^2}$

9.7 The Cross Product

- OBJECTIVES**
- 1 Find the Cross Product of Two Vectors (p. 641)
 - 2 Know Algebraic Properties of the Cross Product (p. 642)
 - 3 Know Geometric Properties of the Cross Product (p. 643)
 - 4 Find a Vector Orthogonal to Two Given Vectors (p. 644)
 - 5 Find the Area of a Parallelogram (p. 644)

1 Find the Cross Product of Two Vectors

For vectors in space, and only for vectors in space, a second product of two vectors is defined, called the *cross product*. The cross product of two vectors in space is also a vector that has applications in both geometry and physics.

DEFINITION Cross Product

If $\mathbf{v} = a_1\mathbf{i} + b_1\mathbf{j} + c_1\mathbf{k}$ and $\mathbf{w} = a_2\mathbf{i} + b_2\mathbf{j} + c_2\mathbf{k}$ are two vectors in space, the **cross product** $\mathbf{v} \times \mathbf{w}$ is defined as the vector

$$\mathbf{v} \times \mathbf{w} = (b_1c_2 - b_2c_1)\mathbf{i} - (a_1c_2 - a_2c_1)\mathbf{j} + (a_1b_2 - a_2b_1)\mathbf{k} \quad (1)$$

Notice that the cross product $\mathbf{v} \times \mathbf{w}$ of two vectors is a vector. Because of this, it is sometimes referred to as the **vector product**.

EXAMPLE 1

Finding a Cross Product Using Equation (1)

If $\mathbf{v} = 2\mathbf{i} + 3\mathbf{j} + 5\mathbf{k}$ and $\mathbf{w} = \mathbf{i} + 2\mathbf{j} + 3\mathbf{k}$, find $\mathbf{v} \times \mathbf{w}$.

Solution

$$\begin{aligned} \mathbf{v} \times \mathbf{w} &= (3 \cdot 3 - 2 \cdot 5)\mathbf{i} - (2 \cdot 3 - 1 \cdot 5)\mathbf{j} + (2 \cdot 2 - 1 \cdot 3)\mathbf{k} && \text{Equation (1)} \\ &= (9 - 10)\mathbf{i} - (6 - 5)\mathbf{j} + (4 - 3)\mathbf{k} \\ &= -\mathbf{i} - \mathbf{j} + \mathbf{k} \end{aligned}$$

Determinants* may be used as an aid in computing cross products. A **2 by 2 determinant**, symbolized by

$$\begin{vmatrix} a_1 & b_1 \\ a_2 & b_2 \end{vmatrix}$$

has the value $a_1b_2 - a_2b_1$; that is,

$$\begin{vmatrix} a_1 & b_1 \\ a_2 & b_2 \end{vmatrix} = a_1b_2 - a_2b_1$$

A **3 by 3 determinant** has the value

$$\begin{vmatrix} A & B & C \\ a_1 & b_1 & c_1 \\ a_2 & b_2 & c_2 \end{vmatrix} = \begin{vmatrix} b_1 & c_1 \\ b_2 & c_2 \end{vmatrix} A - \begin{vmatrix} a_1 & c_1 \\ a_2 & c_2 \end{vmatrix} B + \begin{vmatrix} a_1 & b_1 \\ a_2 & b_2 \end{vmatrix} C$$

*Determinants are discussed in detail in Section 11.3.

EXAMPLE 2

Evaluating Determinants

$$(a) \begin{vmatrix} 2 & 3 \\ 1 & 2 \end{vmatrix} = 2 \cdot 2 - 1 \cdot 3 = 4 - 3 = 1$$

$$(b) \begin{vmatrix} A & B & C \\ 2 & 3 & 5 \\ 1 & 2 & 3 \end{vmatrix} = \begin{vmatrix} 3 & 5 \\ 2 & 3 \end{vmatrix} A - \begin{vmatrix} 2 & 5 \\ 1 & 3 \end{vmatrix} B + \begin{vmatrix} 2 & 3 \\ 1 & 2 \end{vmatrix} C$$

$$= (9 - 10)A - (6 - 5)B + (4 - 3)C$$

$$= -A - B + C$$

 **Now Work** PROBLEM 7

The cross product of the vectors $\mathbf{v} = a_1\mathbf{i} + b_1\mathbf{j} + c_1\mathbf{k}$ and $\mathbf{w} = a_2\mathbf{i} + b_2\mathbf{j} + c_2\mathbf{k}$, that is,

$$\mathbf{v} \times \mathbf{w} = (b_1c_2 - b_2c_1)\mathbf{i} - (a_1c_2 - a_2c_1)\mathbf{j} + (a_1b_2 - a_2b_1)\mathbf{k}$$

may be written symbolically using determinants as

$$\mathbf{v} \times \mathbf{w} = \begin{vmatrix} \mathbf{i} & \mathbf{j} & \mathbf{k} \\ a_1 & b_1 & c_1 \\ a_2 & b_2 & c_2 \end{vmatrix} = \begin{vmatrix} b_1 & c_1 \\ b_2 & c_2 \end{vmatrix} \mathbf{i} - \begin{vmatrix} a_1 & c_1 \\ a_2 & c_2 \end{vmatrix} \mathbf{j} + \begin{vmatrix} a_1 & b_1 \\ a_2 & b_2 \end{vmatrix} \mathbf{k}$$

EXAMPLE 3

Using Determinants to Find Cross Products

If $\mathbf{v} = 2\mathbf{i} + 3\mathbf{j} + 5\mathbf{k}$ and $\mathbf{w} = \mathbf{i} + 2\mathbf{j} + 3\mathbf{k}$, find:

- (a) $\mathbf{v} \times \mathbf{w}$ (b) $\mathbf{w} \times \mathbf{v}$ (c) $\mathbf{v} \times \mathbf{v}$ (d) $\mathbf{w} \times \mathbf{w}$

Solution

$$(a) \mathbf{v} \times \mathbf{w} = \begin{vmatrix} \mathbf{i} & \mathbf{j} & \mathbf{k} \\ 2 & 3 & 5 \\ 1 & 2 & 3 \end{vmatrix} = \begin{vmatrix} 3 & 5 \\ 2 & 3 \end{vmatrix} \mathbf{i} - \begin{vmatrix} 2 & 5 \\ 1 & 3 \end{vmatrix} \mathbf{j} + \begin{vmatrix} 2 & 3 \\ 1 & 2 \end{vmatrix} \mathbf{k} = -\mathbf{i} - \mathbf{j} + \mathbf{k}$$

$$(b) \mathbf{w} \times \mathbf{v} = \begin{vmatrix} \mathbf{i} & \mathbf{j} & \mathbf{k} \\ 1 & 2 & 3 \\ 2 & 3 & 5 \end{vmatrix} = \begin{vmatrix} 2 & 3 \\ 3 & 5 \end{vmatrix} \mathbf{i} - \begin{vmatrix} 1 & 3 \\ 2 & 5 \end{vmatrix} \mathbf{j} + \begin{vmatrix} 1 & 2 \\ 2 & 3 \end{vmatrix} \mathbf{k} = \mathbf{i} + \mathbf{j} - \mathbf{k}$$

$$(c) \mathbf{v} \times \mathbf{v} = \begin{vmatrix} \mathbf{i} & \mathbf{j} & \mathbf{k} \\ 2 & 3 & 5 \\ 2 & 3 & 5 \end{vmatrix} = \begin{vmatrix} 3 & 5 \\ 3 & 5 \end{vmatrix} \mathbf{i} - \begin{vmatrix} 2 & 5 \\ 2 & 5 \end{vmatrix} \mathbf{j} + \begin{vmatrix} 2 & 3 \\ 2 & 3 \end{vmatrix} \mathbf{k} = 0\mathbf{i} - 0\mathbf{j} + 0\mathbf{k} = \mathbf{0}$$

$$(d) \mathbf{w} \times \mathbf{w} = \begin{vmatrix} \mathbf{i} & \mathbf{j} & \mathbf{k} \\ 1 & 2 & 3 \\ 1 & 2 & 3 \end{vmatrix}$$

$$= \begin{vmatrix} 2 & 3 \\ 2 & 3 \end{vmatrix} \mathbf{i} - \begin{vmatrix} 1 & 3 \\ 1 & 3 \end{vmatrix} \mathbf{j} + \begin{vmatrix} 1 & 2 \\ 1 & 2 \end{vmatrix} \mathbf{k} = 0\mathbf{i} - 0\mathbf{j} + 0\mathbf{k} = \mathbf{0}$$

 **Now Work** PROBLEM 15

2 Know Algebraic Properties of the Cross Product

Notice in Examples 3(a) and (b) that $\mathbf{v} \times \mathbf{w}$ and $\mathbf{w} \times \mathbf{v}$ are negatives of one another. From Examples 3(c) and (d), one might conjecture that the cross product of a vector with itself is the zero vector. These and other algebraic properties of the cross product are given next.

THEOREM Algebraic Properties of the Cross Product

If \mathbf{u} , \mathbf{v} , and \mathbf{w} are vectors in space and if α is a scalar, then

$$\bullet \mathbf{u} \times \mathbf{u} = \mathbf{0} \quad (2)$$

$$\bullet \mathbf{u} \times \mathbf{v} = -(\mathbf{v} \times \mathbf{u}) \quad (3)$$

$$\bullet \alpha(\mathbf{u} \times \mathbf{v}) = (\alpha\mathbf{u}) \times \mathbf{v} = \mathbf{u} \times (\alpha\mathbf{v}) \quad (4)$$

$$\bullet \mathbf{u} \times (\mathbf{v} + \mathbf{w}) = (\mathbf{u} \times \mathbf{v}) + (\mathbf{u} \times \mathbf{w}) \quad (5)$$

Proof We will prove properties (2) and (4) here and leave properties (3) and (5) as exercises (see Problems 60 and 61).

To prove property (2), let $\mathbf{u} = a_1\mathbf{i} + b_1\mathbf{j} + c_1\mathbf{k}$. Then

$$\begin{aligned} \mathbf{u} \times \mathbf{u} &= \begin{vmatrix} \mathbf{i} & \mathbf{j} & \mathbf{k} \\ a_1 & b_1 & c_1 \\ a_1 & b_1 & c_1 \end{vmatrix} = \begin{vmatrix} b_1 & c_1 \\ b_1 & c_1 \end{vmatrix} \mathbf{i} - \begin{vmatrix} a_1 & c_1 \\ a_1 & c_1 \end{vmatrix} \mathbf{j} + \begin{vmatrix} a_1 & b_1 \\ a_1 & b_1 \end{vmatrix} \mathbf{k} \\ &= 0\mathbf{i} - 0\mathbf{j} + 0\mathbf{k} = \mathbf{0} \end{aligned}$$

To prove property (4), let $\mathbf{u} = a_1\mathbf{i} + b_1\mathbf{j} + c_1\mathbf{k}$ and $\mathbf{v} = a_2\mathbf{i} + b_2\mathbf{j} + c_2\mathbf{k}$. Then

$$\begin{aligned} \alpha(\mathbf{u} \times \mathbf{v}) &= \alpha[(b_1c_2 - b_2c_1)\mathbf{i} - (a_1c_2 - a_2c_1)\mathbf{j} + (a_1b_2 - a_2b_1)\mathbf{k}] \\ &\quad \uparrow \\ &\quad \text{Apply (1).} \\ &= \alpha(b_1c_2 - b_2c_1)\mathbf{i} - \alpha(a_1c_2 - a_2c_1)\mathbf{j} + \alpha(a_1b_2 - a_2b_1)\mathbf{k} \end{aligned} \quad (6)$$

Since $\alpha\mathbf{u} = \alpha a_1\mathbf{i} + \alpha b_1\mathbf{j} + \alpha c_1\mathbf{k}$, we have

$$\begin{aligned} (\alpha\mathbf{u}) \times \mathbf{v} &= (\alpha b_1c_2 - b_2\alpha c_1)\mathbf{i} - (\alpha a_1c_2 - a_2\alpha c_1)\mathbf{j} + (\alpha a_1b_2 - a_2\alpha b_1)\mathbf{k} \\ &= \alpha(b_1c_2 - b_2c_1)\mathbf{i} - \alpha(a_1c_2 - a_2c_1)\mathbf{j} + \alpha(a_1b_2 - a_2b_1)\mathbf{k} \end{aligned} \quad (7)$$

Based on equations (6) and (7), the first part of property (4) follows. The second part can be proved in like fashion. \blacksquare

 **Now Work** PROBLEM 17

3 Know Geometric Properties of the Cross Product**THEOREM Geometric Properties of the Cross Product**

Let \mathbf{u} and \mathbf{v} be vectors in space.

$$\bullet \mathbf{u} \times \mathbf{v} \text{ is orthogonal to both } \mathbf{u} \text{ and } \mathbf{v}. \quad (8)$$

$$\bullet \|\mathbf{u} \times \mathbf{v}\| = \|\mathbf{u}\| \|\mathbf{v}\| \sin \theta, \quad (9)$$

where θ is the angle between \mathbf{u} and \mathbf{v} .

$$\bullet \|\mathbf{u} \times \mathbf{v}\| \text{ is the area of the parallelogram} \\ \text{having } \mathbf{u} \neq \mathbf{0} \text{ and } \mathbf{v} \neq \mathbf{0} \text{ as adjacent sides.} \quad (10)$$

$$\bullet \mathbf{u} \times \mathbf{v} = \mathbf{0} \text{ if and only if } \mathbf{u} \text{ and } \mathbf{v} \text{ are parallel.} \quad (11)$$

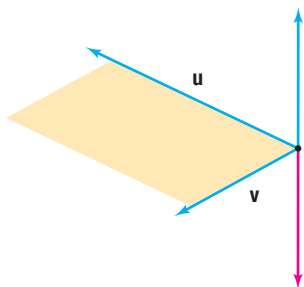


Figure 81

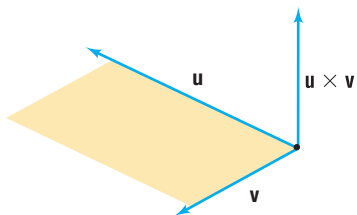


Figure 82

Proof of Property (8) Let $\mathbf{u} = a_1\mathbf{i} + b_1\mathbf{j} + c_1\mathbf{k}$ and $\mathbf{v} = a_2\mathbf{i} + b_2\mathbf{j} + c_2\mathbf{k}$. Then

$$\mathbf{u} \times \mathbf{v} = (b_1c_2 - b_2c_1)\mathbf{i} - (a_1c_2 - a_2c_1)\mathbf{j} + (a_1b_2 - a_2b_1)\mathbf{k}$$

Now compute the dot product $\mathbf{u} \cdot (\mathbf{u} \times \mathbf{v})$.

$$\begin{aligned} \mathbf{u} \cdot (\mathbf{u} \times \mathbf{v}) &= (a_1\mathbf{i} + b_1\mathbf{j} + c_1\mathbf{k}) \cdot [(b_1c_2 - b_2c_1)\mathbf{i} - (a_1c_2 - a_2c_1)\mathbf{j} + (a_1b_2 - a_2b_1)\mathbf{k}] \\ &= a_1(b_1c_2 - b_2c_1) - b_1(a_1c_2 - a_2c_1) + c_1(a_1b_2 - a_2b_1) = 0 \end{aligned}$$

Since two vectors are orthogonal if their dot product is zero, it follows that \mathbf{u} and $\mathbf{u} \times \mathbf{v}$ are orthogonal. Similarly, $\mathbf{v} \cdot (\mathbf{u} \times \mathbf{v}) = 0$, so \mathbf{v} and $\mathbf{u} \times \mathbf{v}$ are orthogonal. ■

4 Find a Vector Orthogonal to Two Given Vectors

As long as the vectors \mathbf{u} and \mathbf{v} are not parallel, they will form a plane in space. See Figure 81. Based on property (8), the vector $\mathbf{u} \times \mathbf{v}$ is normal to this plane. As Figure 81 illustrates, there are essentially (without regard to magnitude) two vectors normal to the plane containing \mathbf{u} and \mathbf{v} . It can be shown that the vector $\mathbf{u} \times \mathbf{v}$ is the one determined by the thumb of the right hand when the other fingers of the right hand are cupped so that they point in a direction from \mathbf{u} to \mathbf{v} . See Figure 82.*

EXAMPLE 4

Finding a Vector Orthogonal to Two Given Vectors

Find a vector that is orthogonal to $\mathbf{u} = 3\mathbf{i} - 2\mathbf{j} + \mathbf{k}$ and $\mathbf{v} = -\mathbf{i} + 3\mathbf{j} - \mathbf{k}$.

Solution

Based on property (8), such a vector is $\mathbf{u} \times \mathbf{v}$.

$$\mathbf{u} \times \mathbf{v} = \begin{vmatrix} \mathbf{i} & \mathbf{j} & \mathbf{k} \\ 3 & -2 & 1 \\ -1 & 3 & -1 \end{vmatrix} = (2 - 3)\mathbf{i} - [-3 - (-1)]\mathbf{j} + (9 - 2)\mathbf{k} = -\mathbf{i} + 2\mathbf{j} + 7\mathbf{k}$$

The vector $-\mathbf{i} + 2\mathbf{j} + 7\mathbf{k}$ is orthogonal to both \mathbf{u} and \mathbf{v} .

✓ **Check:** Two vectors are orthogonal if their dot product is zero.

$$\mathbf{u} \cdot (-\mathbf{i} + 2\mathbf{j} + 7\mathbf{k}) = (3\mathbf{i} - 2\mathbf{j} + \mathbf{k}) \cdot (-\mathbf{i} + 2\mathbf{j} + 7\mathbf{k}) = -3 - 4 + 7 = 0$$

$$\mathbf{v} \cdot (-\mathbf{i} + 2\mathbf{j} + 7\mathbf{k}) = (-\mathbf{i} + 3\mathbf{j} - \mathbf{k}) \cdot (-\mathbf{i} + 2\mathbf{j} + 7\mathbf{k}) = 1 + 6 - 7 = 0$$

Now Work PROBLEM 41

The proof of property (9) is left as an exercise. See Problem 62.

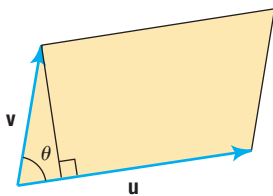


Figure 83

5 Find the Area of a Parallelogram

Proof of Property (10) Suppose that \mathbf{u} and \mathbf{v} are adjacent sides of a parallelogram. See Figure 83. Then the lengths of these sides are $\|\mathbf{u}\|$ and $\|\mathbf{v}\|$. If θ is the angle between \mathbf{u} and \mathbf{v} , then the height of the parallelogram is $\|\mathbf{v}\| \sin \theta$ and its area is

$$\text{Area of parallelogram} = \text{Base} \times \text{Height} = \|\mathbf{u}\| [\|\mathbf{v}\| \sin \theta] = \|\mathbf{u} \times \mathbf{v}\|$$

↑
Property (9) ■

EXAMPLE 5

Finding the Area of a Parallelogram

Find the area of the parallelogram whose vertices are $P_1 = (0, 0, 0)$, $P_2 = (3, -2, 1)$, $P_3 = (-1, 3, -1)$, and $P_4 = (2, 1, 0)$.

*This is a consequence of using a “right-handed” coordinate system.

Solution Two adjacent sides of this parallelogram are

$$\mathbf{u} = \overrightarrow{P_1P_2} = 3\mathbf{i} - 2\mathbf{j} + \mathbf{k} \quad \text{and} \quad \mathbf{v} = \overrightarrow{P_1P_3} = -\mathbf{i} + 3\mathbf{j} - \mathbf{k}$$

WARNING Not all pairs of vertices give rise to a side. For example, $\overrightarrow{P_1P_4}$ is a diagonal of the parallelogram since $\overrightarrow{P_1P_3} + \overrightarrow{P_3P_4} = \overrightarrow{P_1P_4}$. Also, $\overrightarrow{P_1P_3}$ and $\overrightarrow{P_2P_4}$ are not adjacent sides; they are parallel sides. ■

Since $\mathbf{u} \times \mathbf{v} = -\mathbf{i} + 2\mathbf{j} + 7\mathbf{k}$ (Example 4), the area of the parallelogram is

$$\text{Area of parallelogram} = \|\mathbf{u} \times \mathbf{v}\| = \sqrt{1 + 4 + 49} = \sqrt{54} = 3\sqrt{6} \text{ square units}$$

 **Now Work** PROBLEM 49

Proof of Property (11) The proof requires two parts. If \mathbf{u} and \mathbf{v} are parallel, then there is a scalar α such that $\mathbf{u} = \alpha\mathbf{v}$. Then

$$\mathbf{u} \times \mathbf{v} = (\alpha\mathbf{v}) \times \mathbf{v} = \alpha(\mathbf{v} \times \mathbf{v}) = \mathbf{0}$$

\uparrow Property (4)
 \uparrow Property (2)

If $\mathbf{u} \times \mathbf{v} = \mathbf{0}$, then, by property (9), we have

$$\|\mathbf{u} \times \mathbf{v}\| = \|\mathbf{u}\| \|\mathbf{v}\| \sin \theta = 0$$

Since $\mathbf{u} \neq \mathbf{0}$ and $\mathbf{v} \neq \mathbf{0}$, we must have $\sin \theta = 0$, so $\theta = 0$ or $\theta = \pi$. In either case, since θ is the angle between \mathbf{u} and \mathbf{v} , then \mathbf{u} and \mathbf{v} are parallel. ■


9.7 Assess Your Understanding

Concepts and Vocabulary

- True or False** If \mathbf{u} and \mathbf{v} are parallel vectors, then $\mathbf{u} \times \mathbf{v} = \mathbf{0}$.
- True or False** For any vector \mathbf{v} , $\mathbf{v} \times \mathbf{v} = \mathbf{0}$.
- True or False** If \mathbf{u} and \mathbf{v} are vectors, then $\mathbf{u} \times \mathbf{v} + \mathbf{v} \times \mathbf{u} = \mathbf{0}$.
- True or False** $\mathbf{u} \times \mathbf{v}$ is a vector that is parallel to both \mathbf{u} and \mathbf{v} .
- True or False** $\|\mathbf{u} \times \mathbf{v}\| = \|\mathbf{u}\| \|\mathbf{v}\| \cos \theta$, where θ is the angle between \mathbf{u} and \mathbf{v} .
- True or False** The area of the parallelogram having \mathbf{u} and \mathbf{v} as adjacent sides is the magnitude of the cross product of \mathbf{u} and \mathbf{v} .

Skill Building

In Problems 7–14, find the value of each determinant.

 7. $\begin{vmatrix} 3 & 4 \\ 1 & 2 \end{vmatrix}$

8. $\begin{vmatrix} -2 & 5 \\ 2 & -3 \end{vmatrix}$

9. $\begin{vmatrix} 6 & 5 \\ -2 & -1 \end{vmatrix}$

10. $\begin{vmatrix} -4 & 0 \\ 5 & 3 \end{vmatrix}$


11. $\begin{vmatrix} A & B & C \\ 2 & 1 & 4 \\ 1 & 3 & 1 \end{vmatrix}$

12. $\begin{vmatrix} A & B & C \\ 0 & 2 & 4 \\ 3 & 1 & 3 \end{vmatrix}$


13. $\begin{vmatrix} A & B & C \\ -1 & 3 & 5 \\ 5 & 0 & -2 \end{vmatrix}$

14. $\begin{vmatrix} A & B & C \\ 1 & -2 & -3 \\ 0 & 2 & -2 \end{vmatrix}$

In Problems 15–22, find (a) $\mathbf{v} \times \mathbf{w}$, (b) $\mathbf{w} \times \mathbf{v}$, (c) $\mathbf{w} \times \mathbf{w}$, and (d) $\mathbf{v} \times \mathbf{v}$.

 15. $\mathbf{v} = 2\mathbf{i} - 3\mathbf{j} + \mathbf{k}$
 $\mathbf{w} = 3\mathbf{i} - 2\mathbf{j} - \mathbf{k}$

16. $\mathbf{v} = -\mathbf{i} + 3\mathbf{j} + 2\mathbf{k}$
 $\mathbf{w} = 3\mathbf{i} - 2\mathbf{j} - \mathbf{k}$

 17. $\mathbf{v} = \mathbf{i} + \mathbf{j}$
 $\mathbf{w} = 2\mathbf{i} + \mathbf{j} + \mathbf{k}$

18. $\mathbf{v} = \mathbf{i} - 4\mathbf{j} + 2\mathbf{k}$
 $\mathbf{w} = 3\mathbf{i} + 2\mathbf{j} + \mathbf{k}$

19. $\mathbf{v} = 2\mathbf{i} - \mathbf{j} + 2\mathbf{k}$
 $\mathbf{w} = \mathbf{j} - \mathbf{k}$

20. $\mathbf{v} = 3\mathbf{i} + \mathbf{j} + 3\mathbf{k}$
 $\mathbf{w} = \mathbf{i} - \mathbf{k}$

21. $\mathbf{v} = \mathbf{i} - \mathbf{j} - \mathbf{k}$
 $\mathbf{w} = 4\mathbf{i} - 3\mathbf{k}$

22. $\mathbf{v} = 2\mathbf{i} - 3\mathbf{j}$
 $\mathbf{w} = 3\mathbf{j} - 2\mathbf{k}$

In Problems 23–44, use the given vectors \mathbf{u} , \mathbf{v} , and \mathbf{w} to find each expression.

$$\mathbf{u} = 2\mathbf{i} - 3\mathbf{j} + \mathbf{k} \quad \mathbf{v} = -3\mathbf{i} + 3\mathbf{j} + 2\mathbf{k} \quad \mathbf{w} = \mathbf{i} + \mathbf{j} + 3\mathbf{k}$$

23. $\mathbf{u} \times \mathbf{v}$

24. $\mathbf{v} \times \mathbf{w}$

25. $\mathbf{v} \times \mathbf{u}$

26. $\mathbf{w} \times \mathbf{v}$

27. $\mathbf{v} \times \mathbf{v}$

28. $\mathbf{w} \times \mathbf{w}$

29. $(3\mathbf{u}) \times \mathbf{v}$

30. $\mathbf{v} \times (4\mathbf{w})$

31. $\mathbf{u} \times (2\mathbf{v})$

32. $(-3\mathbf{v}) \times \mathbf{w}$

33. $\mathbf{u} \cdot (\mathbf{u} \times \mathbf{v})$

34. $\mathbf{v} \cdot (\mathbf{v} \times \mathbf{w})$

35. $\mathbf{u} \cdot (\mathbf{v} \times \mathbf{w})$

36. $(\mathbf{u} \times \mathbf{v}) \cdot \mathbf{w}$

37. $\mathbf{v} \cdot (\mathbf{u} \times \mathbf{w})$

38. $(\mathbf{v} \times \mathbf{u}) \cdot \mathbf{w}$

39. $\mathbf{u} \times (\mathbf{v} \times \mathbf{v})$

40. $(\mathbf{w} \times \mathbf{w}) \times \mathbf{v}$

41. Find a vector orthogonal to both \mathbf{u} and \mathbf{v} .
 43. Find a vector orthogonal to both \mathbf{u} and $\mathbf{i} + \mathbf{j}$.

In Problems 45–48, find the area of the parallelogram with one corner at P_1 and adjacent sides $\overrightarrow{P_1P_2}$ and $\overrightarrow{P_1P_3}$.

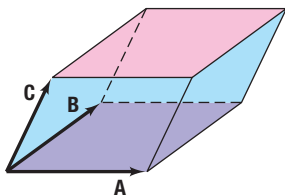
45. $P_1 = (0, 0, 0)$, $P_2 = (1, 2, 3)$, $P_3 = (-2, 3, 0)$
 46. $P_1 = (0, 0, 0)$, $P_2 = (2, 3, 1)$, $P_3 = (-2, 4, 1)$
 47. $P_1 = (1, 2, 0)$, $P_2 = (-2, 3, 4)$, $P_3 = (0, -2, 3)$
 48. $P_1 = (-2, 0, 2)$, $P_2 = (2, 1, -1)$, $P_3 = (2, -1, 2)$

In Problems 49–52, find the area of the parallelogram with vertices P_1, P_2, P_3 , and P_4 .

49. $P_1 = (1, 1, 2)$, $P_2 = (1, 2, 3)$, $P_3 = (-2, 3, 0)$,
 $P_4 = (-2, 4, 1)$
 50. $P_1 = (2, 1, 1)$, $P_2 = (2, 3, 1)$, $P_3 = (-2, 4, 1)$,
 $P_4 = (-2, 6, 1)$
 51. $P_1 = (1, 2, -1)$, $P_2 = (4, 2, -3)$, $P_3 = (6, -5, 2)$,
 $P_4 = (9, -5, 0)$
 52. $P_1 = (-1, 1, 1)$, $P_2 = (-1, 2, 2)$, $P_3 = (-3, 4, -5)$,
 $P_4 = (-3, 5, -4)$

Applications and Extensions

53. Find a unit vector normal to the plane containing $\mathbf{v} = \mathbf{i} + 3\mathbf{j} - 2\mathbf{k}$ and $\mathbf{w} = -2\mathbf{i} + \mathbf{j} + 3\mathbf{k}$.
 54. Find a unit vector normal to the plane containing $\mathbf{v} = 2\mathbf{i} + 3\mathbf{j} - \mathbf{k}$ and $\mathbf{w} = -2\mathbf{i} - 4\mathbf{j} - 3\mathbf{k}$.
 55. **Volume of a Parallelepiped** A **parallelepiped** is a prism whose faces are all parallelograms. Let \mathbf{A} , \mathbf{B} , and \mathbf{C} be the vectors that define the parallelepiped shown in the figure. The volume V of the parallelepiped is given by the formula $V = |(\mathbf{A} \times \mathbf{B}) \cdot \mathbf{C}|$.



Find the volume of a parallelepiped if the defining vectors are $\mathbf{A} = 3\mathbf{i} - 2\mathbf{j} + 4\mathbf{k}$, $\mathbf{B} = 2\mathbf{i} + \mathbf{j} - 2\mathbf{k}$, and $\mathbf{C} = 3\mathbf{i} - 6\mathbf{j} - 2\mathbf{k}$.

56. **Volume of a Parallelepiped** Refer to Problem 55. Find the volume of a parallelepiped whose defining vectors are $\mathbf{A} = \mathbf{i} + 6\mathbf{k}$, $\mathbf{B} = 2\mathbf{i} + 3\mathbf{j} - 8\mathbf{k}$, and $\mathbf{C} = 8\mathbf{i} - 5\mathbf{j} + 6\mathbf{k}$.
 57. Prove for vectors \mathbf{u} and \mathbf{v} that

$$\|\mathbf{u} \times \mathbf{v}\|^2 = \|\mathbf{u}\|^2\|\mathbf{v}\|^2 - (\mathbf{u} \cdot \mathbf{v})^2$$

[Hint: Proceed as in the proof of property (4), computing first the left side and then the right side.]

42. Find a vector orthogonal to both \mathbf{u} and \mathbf{w} .
 44. Find a vector orthogonal to both \mathbf{u} and $\mathbf{j} + \mathbf{k}$.

58. Show that if \mathbf{u} and \mathbf{v} are orthogonal, then

$$\|\mathbf{u} \times \mathbf{v}\| = \|\mathbf{u}\| \|\mathbf{v}\|$$

59. Show that if \mathbf{u} and \mathbf{v} are orthogonal unit vectors, then $\mathbf{u} \times \mathbf{v}$ is also a unit vector.
 60. Prove property (3).
 61. Prove property (5).
 62. Prove property (9).

[Hint: Use the result of Problem 57 and the fact that if θ is the angle between \mathbf{u} and \mathbf{v} , then $\mathbf{u} \cdot \mathbf{v} = \|\mathbf{u}\| \|\mathbf{v}\| \cos \theta$.]

63. **Challenge Problem** Show that the vector $2\mathbf{v} \times 3\mathbf{w}$ is orthogonal to both \mathbf{v} and \mathbf{w} .
 64. **Challenge Problem** If $\mathbf{v}, \mathbf{w}, \mathbf{u}$ and $\mathbf{a}, \mathbf{b}, \mathbf{c}$ are vectors for which

$$\mathbf{a} \cdot \mathbf{v} = \mathbf{b} \cdot \mathbf{w} = \mathbf{c} \cdot \mathbf{u} = 1$$

and

$$\mathbf{a} \cdot \mathbf{w} = \mathbf{a} \cdot \mathbf{u} = \mathbf{b} \cdot \mathbf{v} = \mathbf{b} \cdot \mathbf{u} = \mathbf{c} \cdot \mathbf{v} = \mathbf{c} \cdot \mathbf{w} = 0$$

show that

$$\mathbf{a} = \frac{\mathbf{w} \times \mathbf{u}}{\mathbf{v} \cdot (\mathbf{w} \times \mathbf{u})} \quad \mathbf{b} = \frac{\mathbf{u} \times \mathbf{v}}{\mathbf{w} \cdot (\mathbf{u} \times \mathbf{v})} \quad \mathbf{c} = \frac{\mathbf{v} \times \mathbf{w}}{\mathbf{u} \cdot (\mathbf{v} \times \mathbf{w})}$$

Discussion and Writing

65. If $\mathbf{u} \cdot \mathbf{v} = 0$ and $\mathbf{u} \times \mathbf{v} = \mathbf{0}$, what, if anything, can you conclude about \mathbf{u} and \mathbf{v} ?

Retain Your Knowledge

Problems 66–75 are based on material learned earlier in the course. The purpose of these problems is to keep the material fresh in your mind so that you are better prepared for the final exam.

66. Find the exact value of $\cos^{-1}\left(\frac{1}{\sqrt{2}}\right)$.
 67. Find two pairs of polar coordinates (r, θ) , one with $r > 0$ and the other with $r < 0$, for the point with rectangular coordinates $(-8, -15)$. Express θ in radians.
 68. For $f(x) = 7^{x-1} + 5$, find $f^{-1}(x)$.
 69. Use properties of logarithms to write $\log_4 \frac{\sqrt{x}}{z^3}$ as a sum or difference of logarithms. Express powers as factors.
 70. Find the exact value of $\sec\left[\sin^{-1}\left(-\frac{\sqrt{3}}{2}\right)\right]$.

71. Find the domain of $f(x) = \frac{3x + 4}{x^2 - 16}$.

72. If $\cos \theta = -\frac{3}{8}$, $\frac{\pi}{2} < \theta < \pi$, find the exact value of $\sin \frac{\theta}{2}$.

73. Find the area of the triangle for which $a = 8$, $b = 9$, and $C = 60^\circ$.

74. Rationalize the numerator: $\frac{\sqrt{x} - 4}{x}$

75. Find the average rate of change of $f(x) = \csc^{-1} x$ from 1 to 2.

Chapter Review

Things to Know

Polar Coordinates (pp. 576–583)

Relationship between polar coordinates (r, θ) and rectangular coordinates (x, y) (pp. 578 and 582)

$$x = r \cos \theta, y = r \sin \theta$$

$$r^2 = x^2 + y^2, \tan \theta = \frac{y}{x}, \text{ if } x \neq 0$$

$$r = y, \theta = \frac{\pi}{2}, \text{ if } x = 0$$

Complex Numbers and De Moivre's Theorem (pp. 600–606)

Polar form of a complex number (p. 601)

$$\text{If } z = x + yi, \text{ then } z = r(\cos \theta + i \sin \theta),$$

where $r \geq 0$ and $0 \leq \theta < 2\pi$.

Exponential form of a complex number (p. 602)

$$z = re^{i\theta}, \text{ where } e^{i\theta} = \cos \theta + i \sin \theta, \theta \text{ in radians}$$

De Moivre's Theorem (p. 604)

$$\text{If } z = re^{i\theta}, \text{ then } z^n = r^n e^{i(n\theta)}, \text{ where } n \geq 1 \text{ is an integer.}$$

n th root of a complex number $w = re^{i\theta}$, $w \neq 0$ (p. 605)

$$z_k = \sqrt[n]{r} e^{i(1/n)(\theta + 2k\pi)}, \quad k = 0, \dots, n - 1, \text{ where } n \geq 2 \text{ is an integer}$$

Vectors (pp. 609–619)

Position vector (pp. 612 and 633)

A quantity having magnitude and direction; equivalent to a directed line segment \overrightarrow{PQ}

Unit vector (pp. 612, 615 and 635)

A vector whose initial point is at the origin

Direction angle of a vector \mathbf{v} (p. 616)

A vector whose magnitude is 1

Dot product (pp. 624 and 635)

The angle α , $0^\circ \leq \alpha < 360^\circ$, between \mathbf{i} and \mathbf{v}

$$\text{If } \mathbf{v} = a_1\mathbf{i} + b_1\mathbf{j} \text{ and } \mathbf{w} = a_2\mathbf{i} + b_2\mathbf{j}, \text{ then } \mathbf{v} \cdot \mathbf{w} = a_1a_2 + b_1b_2.$$

Angle θ between two nonzero vectors \mathbf{u} and \mathbf{v} (p. 625)

$$\cos \theta = \frac{\mathbf{u} \cdot \mathbf{v}}{\|\mathbf{u}\| \|\mathbf{v}\|}, \quad 0 \leq \theta \leq \pi$$

Work (p. 628)

$$\text{Work } W = (\text{magnitude of force}) (\text{distance}) = \|\mathbf{F}\| \|\overrightarrow{AB}\|$$

$$W = \mathbf{F} \cdot \overrightarrow{AB}$$

Direction angles of a vector in space (p. 637)

$$\text{If } \mathbf{v} = a\mathbf{i} + b\mathbf{j} + c\mathbf{k}, \text{ then } \mathbf{v} = \|\mathbf{v}\| [(\cos \alpha)\mathbf{i} + (\cos \beta)\mathbf{j} + (\cos \gamma)\mathbf{k}],$$

$$\text{where } \cos \alpha = \frac{a}{\|\mathbf{v}\|}, \quad \cos \beta = \frac{b}{\|\mathbf{v}\|}, \quad \text{and } \cos \gamma = \frac{c}{\|\mathbf{v}\|}.$$

Cross product (p. 641)

$$\text{If } \mathbf{v} = a_1\mathbf{i} + b_1\mathbf{j} + c_1\mathbf{k} \text{ and } \mathbf{w} = a_2\mathbf{i} + b_2\mathbf{j} + c_2\mathbf{k},$$

$$\text{then } \mathbf{v} \times \mathbf{w} = [b_1c_2 - b_2c_1]\mathbf{i} - [a_1c_2 - a_2c_1]\mathbf{j} + [a_1b_2 - a_2b_1]\mathbf{k}.$$

Area of a parallelogram (p. 644)

$$\|\mathbf{u} \times \mathbf{v}\| = \|\mathbf{u}\| \|\mathbf{v}\| \sin \theta, \text{ where } \theta \text{ is the angle between the two adjacent sides } \mathbf{u} \text{ and } \mathbf{v}.$$

Objectives

Section	You should be able to . . .	Example(s)	Review Exercises
9.1	1 Plot points using polar coordinates (p. 576)	1–3	1–3
	2 Convert from polar coordinates to rectangular coordinates (p. 578)	4	1–3
	3 Convert from rectangular coordinates to polar coordinates (p. 580)	5–7	4–6
	4 Transform equations between polar and rectangular forms (p. 582)	8, 9	7(a)–10(a)

Section	You should be able to . . .	Example(s)	Review Exercises
9.2	1 Identify and graph polar equations by converting to rectangular equations (p. 586)	1–6	7(b)–10(b)
	2 Test polar equations for symmetry (p. 589)	7–10	11–13
	3 Graph polar equations by plotting points (p. 590)	7–13	11–13
9.3	1 Plot points in the complex plane (p. 600)	1	16–18
	2 Convert a complex number between rectangular form and polar form or exponential form (p. 601)	2, 3	14–18
	3 Find products and quotients of complex numbers (p. 603)	4	19–21
	4 Use De Moivre's Theorem (p. 604)	5, 6	22–25
	5 Find complex roots (p. 605)	7	26
9.4	1 Graph vectors (p. 611)	1	27, 28
	2 Find a position vector (p. 612)	2	29, 30
	3 Add and subtract vectors algebraically (p. 614)	3	31
	4 Find a scalar multiple and the magnitude of a vector (p. 614)	4	29, 30, 32–34
	5 Find a unit vector (p. 615)	5	35
	6 Find a vector from its direction and magnitude (p. 616)	6	36, 37
	7 Model with vectors (p. 617)	8–10	59, 60
9.5	1 Find the dot product of two vectors (p. 624)	1	46, 47
	2 Find the angle between two vectors (p. 625)	2	46, 47
	3 Determine whether two vectors are parallel (p. 626)	3	50–52
	4 Determine whether two vectors are orthogonal (p. 626)	4	50–52
	5 Decompose a vector into two orthogonal vectors (p. 626)	5, 6	53, 54, 62
	6 Compute work (p. 628)	7	61
9.6	1 Find the distance between two points in space (p. 632)	1	38
	2 Find position vectors in space (p. 633)	2	39
	3 Perform operations on vectors (p. 634)	3–5	40–42
	4 Find the dot product (p. 635)	6	48, 49
	5 Find the angle between two vectors (p. 636)	7	48, 49
	6 Find the direction angles of a vector (p. 637)	8–10	55
9.7	1 Find the cross product of two vectors (p. 641)	1–3	43, 44
	2 Know algebraic properties of the cross product (p. 642)	p. 643	57, 58
	3 Know geometric properties of the cross product (p. 643)	p. 643	56
	4 Find a vector orthogonal to two given vectors (p. 644)	4	45
	5 Find the area of a parallelogram (p. 644)	5	56

Review Exercises

In Problems 1–3, plot each point given in polar coordinates, and find its rectangular coordinates.

1. $\left(3, \frac{\pi}{6}\right)$

2. $\left(-2, \frac{4\pi}{3}\right)$

3. $\left(-3, -\frac{\pi}{2}\right)$

In Problems 4–6, the rectangular coordinates of a point are given. Find two pairs of polar coordinates (r, θ) for each point, one with $r > 0$ and the other with $r < 0$. Express θ in radians.

4. $(-3, 3)$

5. $(0, -2)$

6. $(3, 4)$

In Problems 7–10, the variables r and θ represent polar coordinates.

(a) Write each polar equation as an equation in rectangular coordinates (x, y) . (b) Identify the equation and graph it.

7. $r = 2 \sin \theta$

8. $r = 5$

9. $\theta = \frac{\pi}{4}$

10. $r^2 + 4r \sin \theta - 8r \cos \theta = 5$

In Problems 11–13, graph each polar equation. Be sure to test for symmetry.

11. $r = 4 \cos \theta$

12. $r = 3 - 3 \sin \theta$

13. $r = 4 - \cos \theta$

In Problems 14 and 15, write each complex number in polar form and in exponential form.

14. $-1 - i$

15. $4 - 3i$

In Problems 16–18, write each complex number in rectangular form, and plot each in the complex plane.

16. $2e^{i5\pi/6}$

17. $3\left(\cos \frac{2\pi}{3} + i \sin \frac{2\pi}{3}\right)$

18. $0.1e^{i35\pi/18}$

In Problems 19–21, find zw and $\frac{z}{w}$. Write your answers in polar form and in exponential form.

19. $z = \cos \frac{4\pi}{9} + i \sin \frac{4\pi}{9}$

20. $z = 3\left(\cos \frac{9\pi}{5} + i \sin \frac{9\pi}{5}\right)$

21. $z = 5\left(\cos \frac{\pi}{18} + i \sin \frac{\pi}{18}\right)$

$w = \cos \frac{5\pi}{18} + i \sin \frac{5\pi}{18}$

$w = 2\left(\cos \frac{\pi}{5} + i \sin \frac{\pi}{5}\right)$

$w = \cos \frac{71\pi}{36} + i \sin \frac{71\pi}{36}$

In Problems 22–25, write each expression in rectangular form $x + yi$ and in exponential form $re^{i\theta}$.

22. $\left[3\left(\cos \frac{\pi}{9} + i \sin \frac{\pi}{9}\right)\right]^3$

23. $\left[\sqrt{2}\left(\cos \frac{5\pi}{8} + i \sin \frac{5\pi}{8}\right)\right]^4$

24. $(1 - \sqrt{3}i)^6$

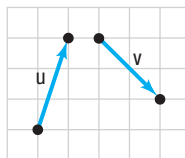
25. $(3 + 4i)^4$

26. Find all the complex cube roots of 27.

In Problems 27 and 28, use the figure to graph each of the following:

27. $\mathbf{u} + \mathbf{v}$

28. $2\mathbf{u} + 3\mathbf{v}$



In Problems 29 and 30, the vector \mathbf{v} is represented by the directed line segment \overrightarrow{PQ} . Write \mathbf{v} in the form $a\mathbf{i} + b\mathbf{j}$ and find $\|\mathbf{v}\|$.

29. $P = (1, -2); Q = (3, -6)$

30. $P = (0, -2); Q = (-1, 1)$

In Problems 31–35, use the vectors $\mathbf{v} = -2\mathbf{i} + \mathbf{j}$ and $\mathbf{w} = 4\mathbf{i} - 3\mathbf{j}$ to find:

31. $\mathbf{v} + \mathbf{w}$

32. $4\mathbf{v} - 3\mathbf{w}$

33. $\|\mathbf{v}\|$

34. $\|\mathbf{v}\| + \|\mathbf{w}\|$

35. A unit vector in the same direction as \mathbf{v} .

36. Find the vector \mathbf{v} in the xy -plane with magnitude 3 if the direction angle of \mathbf{v} is 60° .

37. Find the direction angle α of $\mathbf{v} = -\mathbf{i} + \sqrt{3}\mathbf{j}$.

38. Find the distance from $P_1 = (1, 3, -2)$ to $P_2 = (4, -2, 1)$.

39. A vector \mathbf{v} has initial point $P = (1, 3, -2)$ and terminal point $Q = (4, -2, 1)$. Write \mathbf{v} in the form $\mathbf{v} = a\mathbf{i} + b\mathbf{j} + c\mathbf{k}$.

In Problems 40–45, use the vectors $\mathbf{v} = 3\mathbf{i} + \mathbf{j} - 2\mathbf{k}$ and $\mathbf{w} = -3\mathbf{i} + 2\mathbf{j} - \mathbf{k}$ to find each expression.

40. $4\mathbf{v} - 3\mathbf{w}$

41. $\|\mathbf{v} - \mathbf{w}\|$

42. $\|\mathbf{v}\| - \|\mathbf{w}\|$

43. $\mathbf{v} \times \mathbf{w}$

44. $\mathbf{v} \cdot (\mathbf{v} \times \mathbf{w})$

45. Find a unit vector orthogonal to both \mathbf{v} and \mathbf{w} .

In Problems 46–49, find the dot product $\mathbf{v} \cdot \mathbf{w}$ and the angle between \mathbf{v} and \mathbf{w} .

46. $\mathbf{v} = -2\mathbf{i} + \mathbf{j}, \mathbf{w} = 4\mathbf{i} - 3\mathbf{j}$

47. $\mathbf{v} = \mathbf{i} - 3\mathbf{j}, \mathbf{w} = -\mathbf{i} + \mathbf{j}$

48. $\mathbf{v} = \mathbf{i} + \mathbf{j} + \mathbf{k}, \mathbf{w} = \mathbf{i} - \mathbf{j} + \mathbf{k}$

49. $\mathbf{v} = 4\mathbf{i} - \mathbf{j} + 2\mathbf{k}, \mathbf{w} = \mathbf{i} - 2\mathbf{j} - 3\mathbf{k}$

In Problems 50–52, determine whether \mathbf{v} and \mathbf{w} are parallel, orthogonal, or neither.

50. $\mathbf{v} = 2\mathbf{i} + 3\mathbf{j}; \mathbf{w} = -4\mathbf{i} - 6\mathbf{j}$

51. $\mathbf{v} = -2\mathbf{i} + 2\mathbf{j}; \mathbf{w} = -3\mathbf{i} + 2\mathbf{j}$

52. $\mathbf{v} = 3\mathbf{i} - 2\mathbf{j}; \mathbf{w} = 4\mathbf{i} + 6\mathbf{j}$

In Problems 53 and 54, decompose \mathbf{v} into two vectors, one parallel to \mathbf{w} and the other orthogonal to \mathbf{w} .

53. $\mathbf{v} = 2\mathbf{i} + \mathbf{j}; \mathbf{w} = -4\mathbf{i} + 3\mathbf{j}$

54. $\mathbf{v} = 2\mathbf{i} + 3\mathbf{j}; \mathbf{w} = 3\mathbf{i} + \mathbf{j}$

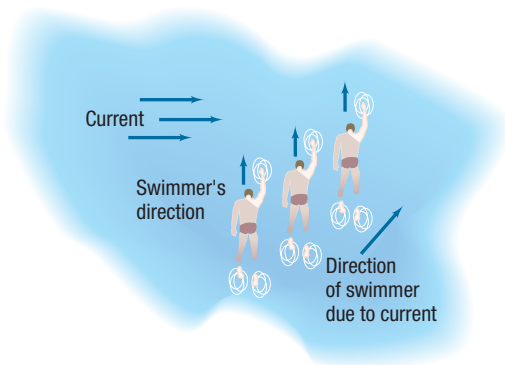
55. Find the direction angles of the vector $\mathbf{v} = 3\mathbf{i} - 4\mathbf{j} + 2\mathbf{k}$.

56. Find the area of the parallelogram with vertices $P_1 = (1, 1, 1)$, $P_2 = (2, 3, 4)$, $P_3 = (6, 5, 2)$, and $P_4 = (7, 7, 5)$.

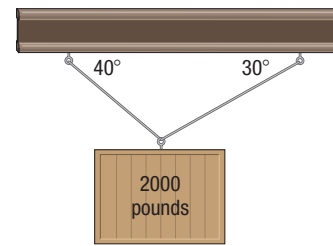
57. If $\mathbf{u} \times \mathbf{v} = 2\mathbf{i} - 3\mathbf{j} + \mathbf{k}$, what is $\mathbf{v} \times \mathbf{u}$?

58. Suppose that $\mathbf{u} = 3\mathbf{v}$. What is $\mathbf{u} \times \mathbf{v}$?

- 59. Actual Speed and Direction of a Swimmer** A swimmer can maintain a constant speed of 5 miles per hour. If the swimmer heads directly across a river that has a current moving at the rate of 2 miles per hour, what is the actual speed of the swimmer? (See the figure.) If the river is 1 mile wide, how far downstream will the swimmer end up from the point directly across the river from the starting point?



- 60. Static Equilibrium** A weight of 2000 pounds is suspended from two cables, as shown in the figure. What are the tensions in the two cables?



- 61. Computing Work** Find the work done by a force of 5 pounds acting in the direction 60° to the horizontal in moving an object 20 feet from $(0, 0)$ to $(20, 0)$.
- 62. Braking Load** A moving van with a gross weight of 8000 pounds is parked on a street with a 5° grade. Find the magnitude of the force required to keep the van from rolling down the hill. What is the magnitude of the force perpendicular to the hill?

Chapter Test

CHAPTER Test Prep VIDEOS

The Chapter Test Prep Videos include step-by-step solutions to all chapter test exercises. These videos are available in MyLab™ Math, or on this text's YouTube Channel. Refer to the Preface for a link to the YouTube channel.

In Problems 1–3, plot each point given in polar coordinates.

1. $\left(2, \frac{3\pi}{4}\right)$

2. $\left(3, -\frac{\pi}{6}\right)$

3. $\left(-4, \frac{\pi}{3}\right)$

4. Convert $(2, 2\sqrt{3})$ from rectangular coordinates to polar coordinates (r, θ) , where $r > 0$ and $0 \leq \theta < 2\pi$.

In Problems 5–7, convert the polar equation to a rectangular equation. Graph the equation.

5. $r = 7$

6. $\tan \theta = 3$

7. $r \sin^2 \theta + 8 \sin \theta = r$

In Problems 8 and 9, test the polar equation for symmetry with respect to the pole, the polar axis, and the line $\theta = \frac{\pi}{2}$.

8. $r^2 \cos \theta = 5$

9. $r = 5 \sin \theta \cos^2 \theta$

In Problems 10–12, perform the given operation, where $z = 2\left(\cos \frac{17\pi}{36} + i \sin \frac{17\pi}{36}\right)$ and $w = 3\left(\cos \frac{11\pi}{90} + i \sin \frac{11\pi}{90}\right)$.

Write the answer in polar form and in exponential form.

10. $z \cdot w$

11. $\frac{w}{z}$

12. w^5

13. Find all the complex cube roots of $-8 + 8\sqrt{3}i$. Then plot them in the complex plane.

In Problems 14–18, $P_1 = (3\sqrt{2}, 7\sqrt{2})$ and $P_2 = (8\sqrt{2}, 2\sqrt{2})$.

14. Find the position vector \mathbf{v} equal to $\overrightarrow{P_1P_2}$.

15. Find $\|\mathbf{v}\|$.

16. Find the unit vector in the direction of \mathbf{v} .

17. Find the direction angle of \mathbf{v} .

18. Write the vector \mathbf{v} in terms of its vertical and horizontal components.

In Problems 19–22, $\mathbf{v}_1 = 4\mathbf{i} + 6\mathbf{j}$, $\mathbf{v}_2 = -3\mathbf{i} - 6\mathbf{j}$, $\mathbf{v}_3 = -8\mathbf{i} + 4\mathbf{j}$, and $\mathbf{v}_4 = 10\mathbf{i} + 15\mathbf{j}$.

19. Find the vector $\mathbf{v}_1 + 2\mathbf{v}_2 - \mathbf{v}_3$.

20. Which two vectors are parallel?

21. Which two vectors are orthogonal?

22. Find the angle between the vectors \mathbf{v}_1 and \mathbf{v}_2 .

In Problems 23–25, use the vectors $\mathbf{u} = 2\mathbf{i} - 3\mathbf{j} + \mathbf{k}$ and $\mathbf{v} = -\mathbf{i} + 3\mathbf{j} + 2\mathbf{k}$.

23. Find $\mathbf{u} \times \mathbf{v}$.

24. Find the direction angles for \mathbf{u} .

25. Find the area of the parallelogram that has \mathbf{u} and \mathbf{v} as adjacent sides.

26. A 1200-pound chandelier is to be suspended over a large ballroom; the chandelier will be hung on two cables of equal length whose ends will be attached to the ceiling, 16 feet apart. The chandelier will be free-hanging so that the ends of the cable will make equal angles with the ceiling. If the top of the chandelier is to be 16 feet from the ceiling, what is the minimum tension each cable must be able to endure?

Cumulative Review

1. Find the real solutions, if any, of the equation

$$e^{x^2-9} = 1$$

2. Find an equation for the line containing the origin that makes an angle of 30° with the positive x -axis.
3. Find an equation for the circle with center at the point $(0, 1)$ and radius 3. Graph this circle.
4. What is the domain of the function $f(x) = \ln(1 - 2x)$?
5. Test the equation $x^2 + y^3 = 2x^4$ for symmetry with respect to the x -axis, the y -axis, and the origin.

6. Graph the function $y = |\ln x|$.

7. Graph the function $y = |\sin x|$.

8. Graph the function $y = \sin|x|$.

9. Find the exact value of $\sin^{-1}\left(-\frac{1}{2}\right)$.

10. Graph the equations $x = 3$ and $y = 4$ on the same set of rectangular coordinates.

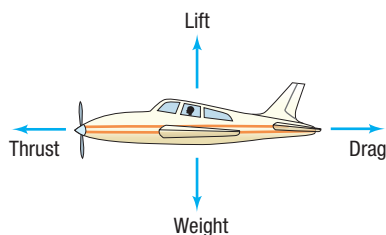
11. Graph the equations $r = 2$ and $\theta = \frac{\pi}{3}$ on the same set of polar coordinates.

12. What are the amplitude and period of $y = -4 \cos(\pi x)$?

Chapter Projects



- I. Modeling Aircraft Motion** Four aerodynamic forces act on an airplane in flight: lift, weight, thrust, and drag. While an aircraft is in flight, these four forces continuously battle each other. Weight opposes lift, and drag opposes thrust. See the diagram below. In balanced flight at constant speed, the lift and weight are equal, and the thrust and drag are equal.
1. What will happen to the aircraft if the lift is held constant while the weight is decreased (say, from burning off fuel)?
 2. What will happen to the aircraft if the lift is decreased while the weight is held constant?
 3. What will happen to the aircraft if the thrust is increased while the drag is held constant?
 4. What will happen to the aircraft if the drag is increased while the thrust is held constant?



In 1903 the Wright brothers made the first controlled powered flight. The weight of their plane was approximately 700 pounds (lb). Newton's Second Law of Motion states that force = mass \times acceleration ($F = ma$). If the mass is measured in kilograms (kg) and acceleration in meters per second squared (m/s^2), then the force will be measured in newtons (N). [**Note:** $1 \text{ N} = 1 \text{ kg} \cdot m/s^2$.]

5. If $1 \text{ kg} = 2.205 \text{ lb}$, convert the weight of the Wright brothers' plane to kilograms.
6. If acceleration due to gravity is $a = 9.80 \text{ m/s}^2$, determine the force due to weight on the Wright brothers' plane.
7. What must be true about the lift force of the Wright brothers' plane for it to get off the ground?
8. The weight of a fully loaded Cessna 172P is 2400 lb. What lift force is required to get this plane off the ground?
9. The maximum gross weight of a Boeing 787 is 560,000 lb. What lift force is required to get this jet off the ground?

The following projects are available at the Instructor's Resource Center (IRC):

- II. Project at Motorola** *Signal Fades Due to Interference* Complex trigonometric functions are used to ensure that a cellphone has optimal reception as the user travels up and down an elevator.
- III. Compound Interest** The effect of continuously compounded interest is analyzed using polar coordinates.
- IV. Complex Equations** Analysis of complex equations illustrates the connections between complex and real equations. At times, using complex equations is more efficient for proving mathematical theorems.

10

Analytic Geometry



The Orbit of Comet Hale-Bopp

The orbits of Comet Hale-Bopp and Earth can be modeled using *ellipses*, the subject of Section 10.3. The Internet-based Project at the end of this chapter explores the possibility of Comet Hale-Bopp colliding with Earth.

 —See the Internet-based Chapter Project I—

Outline

- 10.1 Conics
- 10.2 The Parabola
- 10.3 The Ellipse
- 10.4 The Hyperbola
- 10.5 Rotation of Axes; General Form of a Conic
- 10.6 Polar Equations of Conics
- 10.7 Plane Curves and Parametric Equations
- Chapter Review
- Chapter Test
- Cumulative Review
- Chapter Projects

← A Look Back

In Chapter 1, we introduced rectangular coordinates and showed how geometry problems can be solved algebraically. We defined a circle geometrically and then used the distance formula and rectangular coordinates to obtain an equation for a circle.

A Look Ahead →

In this chapter, geometric definitions are given for the *conics*, and the distance formula and rectangular coordinates are used to obtain their equations.

Historically, Apollonius (200 BC) was among the first to study conics and discover some of their interesting properties. Today, conics are still studied because of their many uses. *Paraboloids of revolution* (parabolas rotated about their axes of symmetry) are used as signal collectors (the satellite dishes used with radar and dish TV, for example), as solar energy collectors, and as reflectors (telescopes, light projection, and so on). The planets circle the Sun in approximately *elliptical* orbits. Elliptical surfaces are used to reflect signals such as light and sound from one place to another. A third conic, the *hyperbola*, is used to determine the location of ships or sound sources, such as lightning strikes.

The Greeks used Euclidean geometry to study conics. However, we use the more powerful methods of analytic geometry, which uses both algebra and geometry, for our study of conics.

In Section 10.7, we introduce *parametric equations*, which allow us to represent graphs of curves that are not the graph of a function, such as a circle.

10.1 Conics

OBJECTIVE 1 Know the Names of the Conics (p. 653)

1 Know the Names of the Conics

The word *conic* derives from the word *cone*, which is a geometric figure that can be constructed in the following way: Let a and g be two distinct lines that intersect at a point V . Keep the line a fixed. Now rotate the line g about a , while maintaining the same angle between a and g . The collection of points swept out (generated) by the line g is called a **right circular cone**. See Figure 1. The fixed line a is called the **axis** of the cone; the point V is its **vertex**; the lines that pass through V and make the same angle with a as g are **generators** of the cone. Each generator is a line that lies entirely on the cone. The cone consists of two parts, called **nappes**, that intersect at the vertex.

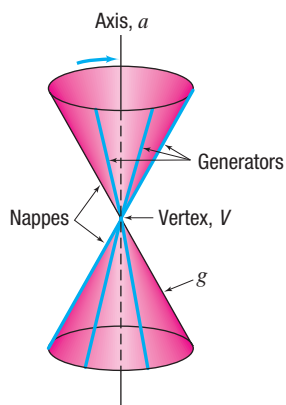


Figure 1 Right circular cone

Conics, an abbreviation for **conic sections**, are curves that result from the intersection of a right circular cone and a plane. We discuss only conics formed where the plane does not contain the vertex. These conics are **circles** when the plane is perpendicular to the axis of the cone and intersects each generator; **ellipses** when the plane is tilted slightly so that it intersects each generator, but intersects only one nappe of the cone; **parabolas** when the plane is tilted farther so that it is parallel to one (and only one) generator and intersects only one nappe of the cone; and **hyperbolas** when the plane intersects both nappes. See Figure 2.

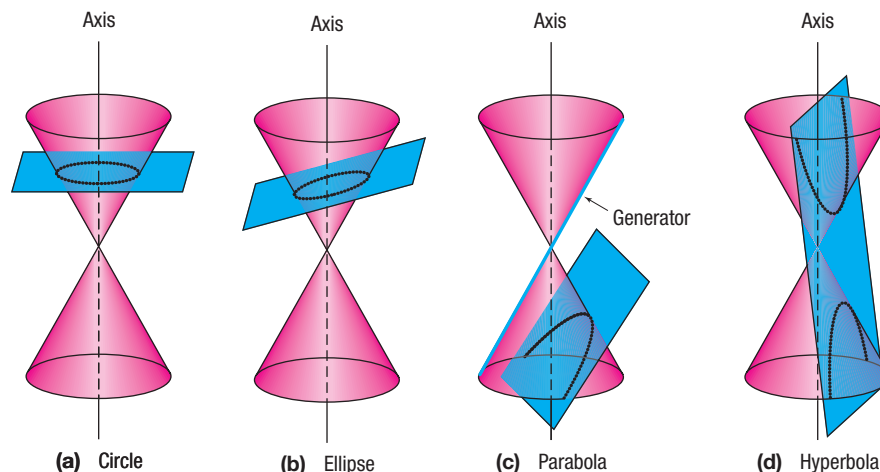


Figure 2

(a) Circle

(b) Ellipse

(c) Parabola

(d) Hyperbola

If the plane contains the vertex, the intersection of the plane and the cone is a point, a line, or a pair of intersecting lines. These are called **degenerate conics**.

Conic sections are used in modeling many applications. For example, parabolas are used in describing searchlights and telescopes (see Figures 14 and 15 on page 659). Ellipses are used to model the orbits of planets and whispering chambers (see pages 669–670). And hyperbolas are used to locate lightning strikes and model nuclear cooling towers (see Problems 76 and 77 in Section 10.4).

10.2 The Parabola

PREPARING FOR THIS SECTION Before getting started, review the following:

- Distance Formula (Section 1.1, pp. 3–4)
- Symmetry (Section 1.2, pp. 13–17)
- Square Root Method (Section A6, p. A48)
- Completing the Square (Section A.3, p. A29)
- Graphing Techniques: Transformations (Section 2.5, pp. 98–107)
- Quadratic Functions and Their Properties (Section 3.3, pp. 143–152)

 **Now Work** the 'Are You Prepared?' problems on page 660.

- OBJECTIVES**
- 1 Analyze Parabolas with Vertex at the Origin (p. 654)
 - 2 Analyze Parabolas with Vertex at (h, k) (p. 657)
 - 3 Solve Applied Problems Involving Parabolas (p. 659)

In Section 3.3, we learned that the graph of a quadratic function is a parabola. In this section, we give a geometric definition of a parabola and use it to obtain an equation.

DEFINITION Parabola

A **parabola** is the collection of all points P in a plane that are the same distance d from a fixed point F as they are from a fixed line D . The point F is called the **focus** of the parabola, and the line D is its **directrix**. As a result, a parabola is the set of points P for which

$$d(F, P) = d(P, D) \quad (1)$$

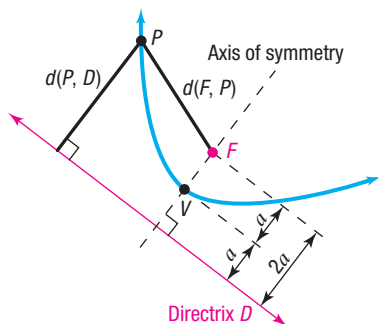


Figure 3 Parabola

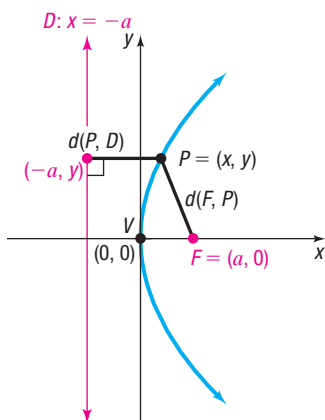


Figure 4

Figure 3 shows a parabola (in blue). The line through the focus F and perpendicular to the directrix D is the **axis of symmetry** of the parabola. The point of intersection of the parabola with its axis of symmetry is the **vertex** V .

Because the vertex V lies on the parabola, it must satisfy equation (1): $d(F, V) = d(V, D)$. The vertex is midway between the focus and the directrix. We let a equal the distance $d(F, V)$ from F to V . To derive an equation for a parabola, we use a rectangular system of coordinates positioned so that the vertex V , focus F , and directrix D of the parabola are conveniently located.

1 Analyze Parabolas with Vertex at the Origin

If we locate the vertex V at the origin $(0, 0)$, we can conveniently position the focus F on either the x -axis or the y -axis. First, consider the case where the focus F is on the positive x -axis, as shown in Figure 4. Because the distance from F to V is a , the coordinates of F will be $(a, 0)$ with $a > 0$. Similarly, because the distance from V to the directrix D is also a , and because D is perpendicular to the x -axis (since the x -axis is the axis of symmetry), the equation of the directrix D is $x = -a$.

Now, if $P = (x, y)$ is any point on the parabola, then P satisfies equation (1):

$$d(F, P) = d(P, D)$$

So we have

$$\sqrt{(x - a)^2 + (y - 0)^2} = |x + a|$$

$$(x - a)^2 + y^2 = (x + a)^2$$

$$x^2 - 2ax + a^2 + y^2 = x^2 + 2ax + a^2$$

$$y^2 = 4ax$$

Use the Distance Formula.

Square both sides.

Multiply out.

Simplify.

THEOREM Equation of a Parabola: Vertex at $(0, 0)$, Focus at $(a, 0)$, $a > 0$

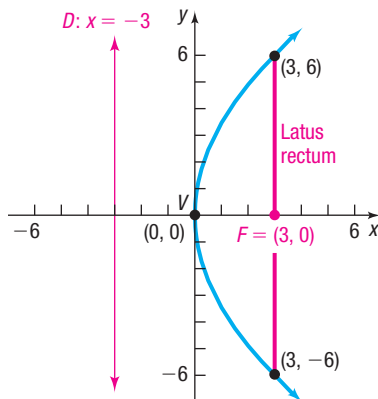
The equation of a parabola with vertex at $(0, 0)$, focus at $(a, 0)$, and directrix $x = -a$, $a > 0$, is

$$y^2 = 4ax \quad (2)$$

Recall that a is the distance from the vertex to the focus of a parabola. When graphing the parabola $y^2 = 4ax$, it is helpful to determine the “opening” by finding the points that lie directly above and below the focus $(a, 0)$. Do this by substituting $x = a$ in $y^2 = 4ax$, so $y^2 = 4a \cdot a = 4a^2$, or $y = \pm 2a$. The line segment joining the two points, $(a, 2a)$ and $(a, -2a)$, is called the **latus rectum**; its length is $4a$.

EXAMPLE 1**Finding the Equation of a Parabola and Graphing It**

Find an equation of the parabola with vertex at $(0, 0)$ and focus at $(3, 0)$. Graph the equation.

SolutionFigure 5 $y^2 = 12x$

The distance from the vertex $(0, 0)$ to the focus $(3, 0)$ is $a = 3$. Then, the equation of the parabola is

$$y^2 = 4ax \quad \text{Equation (2)}$$

$$y^2 = 12x \quad a = 3$$

To graph the parabola, find the two points that determine the latus rectum by substituting $x = 3$. Then

$$y^2 = 12x = 12 \cdot 3 = 36 \quad x = 3$$

$$y = \pm 6 \quad \text{Solve for } y.$$

The points $(3, 6)$ and $(3, -6)$ determine the latus rectum. These points help graph the parabola because they determine the “opening.” See Figure 5.

Now Work PROBLEM 21

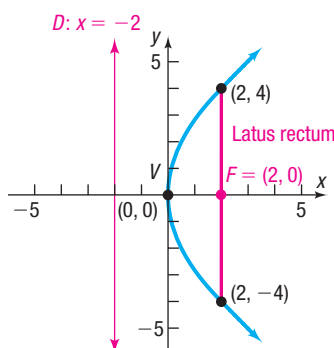
COMMENT To graph the parabola $y^2 = 12x$ discussed in Example 1, graph the two functions $Y_1 = \sqrt{12x}$ and $Y_2 = -\sqrt{12x}$. Do this and compare what you see with Figure 5. ■

By reversing the steps used to obtain equation (2), it follows that the graph of an equation of the form $y^2 = 4ax$ is a parabola; its vertex is at $(0, 0)$, its focus is at $(a, 0)$, its directrix is the line $x = -a$, and its axis of symmetry is the x -axis.

For the remainder of this section, the direction “**Analyze the equation**” means to find the vertex, focus, and directrix of the parabola and graph it.

EXAMPLE 2**Analyzing the Equation of a Parabola**

Analyze the equation $y^2 = 8x$.

Figure 6 $y^2 = 8x$

Solution The equation $y^2 = 8x$ is of the form $y^2 = 4ax$, where $4a = 8$, so $a = 2$. Consequently, the graph of the equation is a parabola with vertex at $(0, 0)$ and focus on the positive x -axis at $(a, 0) = (2, 0)$. The directrix is the vertical line $a = 2$ units to the left of the y -axis. That is, $x = -2$. The two points that determine the latus rectum are obtained by substituting $x = 2$ in the equation $y^2 = 8x$. Then $y^2 = 16$, so $y = \pm 4$. The points $(2, -4)$ and $(2, 4)$ determine the latus rectum. See Figure 6 for the graph.

Recall that we obtained equation (2) after placing the focus on the positive x -axis. Placing the focus on the negative x -axis, positive y -axis, or negative y -axis results in a different form of the equation for the parabola. The four forms of the equation of a parabola with vertex at $(0, 0)$ and focus on a coordinate axis a distance a from $(0, 0)$ are given in Table 1, and their graphs are given in Figure 7. Notice that each graph is symmetric with respect to its axis of symmetry.

Table 1

Equations of a Parabola: Vertex at $(0, 0)$; Focus on an Axis; $a > 0$				
Vertex	Focus	Directrix	Equation	Description
$(0, 0)$	$(a, 0)$	$x = -a$	$y^2 = 4ax$	Axis of symmetry is the x -axis, the parabola opens right
$(0, 0)$	$(-a, 0)$	$x = a$	$y^2 = -4ax$	Axis of symmetry is the x -axis, the parabola opens left
$(0, 0)$	$(0, a)$	$y = -a$	$x^2 = 4ay$	Axis of symmetry is the y -axis, the parabola opens up (is concave up)
$(0, 0)$	$(0, -a)$	$y = a$	$x^2 = -4ay$	Axis of symmetry is the y -axis, the parabola opens down (is concave down)

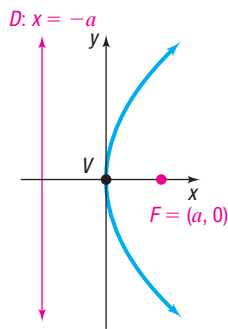
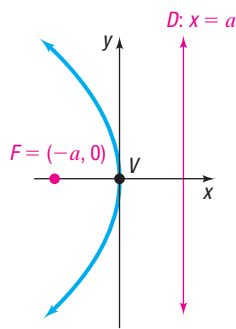
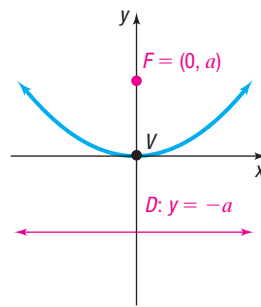


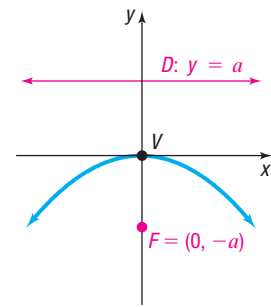
Figure 7 (a) $y^2 = 4ax$



(b) $y^2 = -4ax$



(c) $x^2 = 4ay$



(d) $x^2 = -4ay$

EXAMPLE 3

Analyzing the Equation of a Parabola

Analyze the equation $x^2 = -12y$.

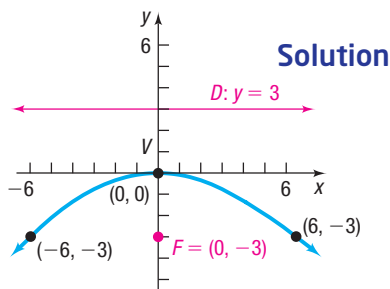


Figure 8 $x^2 = -12y$

Solution The equation $x^2 = -12y$ is of the form $x^2 = -4ay$, with $a = 3$. Consequently, the graph of the equation is a parabola with vertex at $(0, 0)$, focus at $(0, -3)$, and directrix the line $y = 3$. The parabola opens down (is concave down), and its axis of symmetry is the y -axis. To obtain the points defining the latus rectum, let $y = -3$. Then $x^2 = 36$, so $x = \pm 6$. The points $(-6, -3)$ and $(6, -3)$ determine the latus rectum. See Figure 8 for the graph.

Now Work PROBLEM 41

EXAMPLE 4

Finding the Equation of a Parabola

Find the equation of the parabola with focus at $(0, 4)$ and directrix the line $y = -4$. Graph the equation.

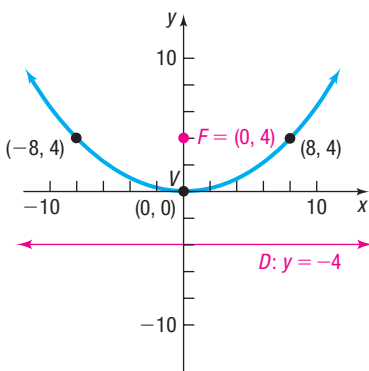


Figure 9 $x^2 = 16y$

Solution A parabola whose focus is at $(0, 4)$ and whose directrix is the horizontal line $y = -4$ has its vertex at $(0, 0)$. (Do you see why? The vertex is midway between the focus and the directrix.) Since the focus is on the positive y -axis at $(0, 4)$, the equation of the parabola is of the form $x^2 = 4ay$, with $a = 4$. That is,

$$x^2 = 4ay = 4 \cdot 4y = 16y$$

\uparrow
 $a = 4$

Substituting $y = 4$ in the equation $x^2 = 16y$ yields $x^2 = 64$, so $x = \pm 8$. The points $(8, 4)$ and $(-8, 4)$ determine the latus rectum. Figure 9 shows the graph of $x^2 = 16y$.

EXAMPLE 5

Finding the Equation of a Parabola

Find the equation of a parabola with vertex at $(0, 0)$ if its axis of symmetry is the x -axis and its graph contains the point $(-\frac{1}{2}, 2)$. Find its focus and directrix, and graph the equation.

Solution

The vertex is at the origin, the axis of symmetry is the x -axis, and the graph contains a point in the second quadrant, so the parabola opens to the left. From Table 1, note that the form of the equation is

$$y^2 = -4ax$$

Because the point $(-\frac{1}{2}, 2)$ is on the parabola, the coordinates $x = -\frac{1}{2}, y = 2$ satisfy $y^2 = -4ax$. Substituting $x = -\frac{1}{2}$ and $y = 2$ into the equation leads to

$$2^2 = -4a\left(-\frac{1}{2}\right) \quad x = -\frac{1}{2}, y = 2$$

$$a = 2 \quad \text{Solve for } a.$$

The equation of the parabola is

$$y^2 = -4 \cdot 2x = -8x$$

The focus is $(-2, 0)$ and the directrix is the line $x = 2$. Substituting $x = -2$ in the equation $y^2 = -8x$ gives $y = \pm 4$. The points $(-2, 4)$ and $(-2, -4)$ determine the latus rectum. See Figure 10.

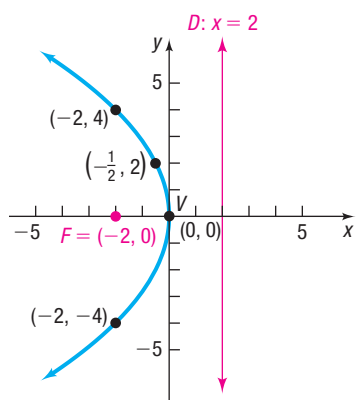


Figure 10 $y^2 = -8x$

 Now Work PROBLEM 29

2 Analyze Parabolas with Vertex at (h, k)

If a parabola with vertex at the origin and axis of symmetry along a coordinate axis is shifted horizontally h units and then vertically k units, the result is a parabola with vertex at (h, k) and axis of symmetry parallel to a coordinate axis. The equations of such parabolas have the same forms as those in Table 1, but with x replaced by $x - h$ (the horizontal shift) and y replaced by $y - k$ (the vertical shift). Table 2 gives the forms of the equations of such parabolas. Figures 11(a)–(d) on page 658 illustrate the graphs for $h > 0, k > 0$.

NOTE Rather than memorizing Table 2, use transformations (shift horizontally h units, vertically k units) and the fact that a is the distance from the vertex to the focus to determine the parabola. ■

Table 2

Equations of a Parabola: Vertex at (h, k) ; Axis of Symmetry Parallel to a Coordinate Axis; $a > 0$				
Vertex	Focus	Directrix	Equation	Description
(h, k)	$(h + a, k)$	$x = h - a$	$(y - k)^2 = 4a(x - h)$	Axis of symmetry is parallel to the x -axis, the parabola opens right
(h, k)	$(h - a, k)$	$x = h + a$	$(y - k)^2 = -4a(x - h)$	Axis of symmetry is parallel to the x -axis, the parabola opens left
(h, k)	$(h, k + a)$	$y = k - a$	$(x - h)^2 = 4a(y - k)$	Axis of symmetry is parallel to the y -axis, the parabola opens up (is concave up)
(h, k)	$(h, k - a)$	$y = k + a$	$(x - h)^2 = -4a(y - k)$	Axis of symmetry is parallel to the y -axis, the parabola opens down (is concave down)

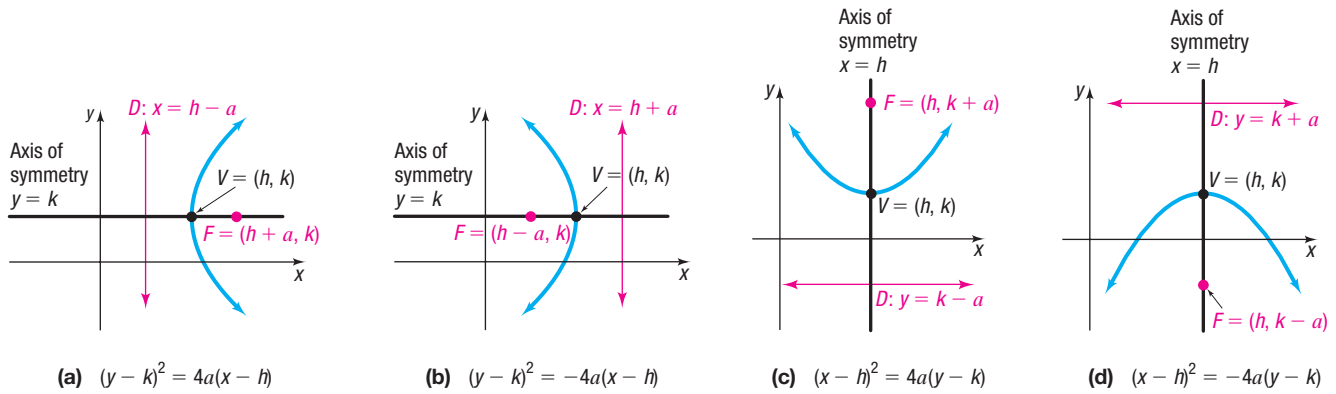


Figure 11

EXAMPLE 6

Finding the Equation of a Parabola, Vertex Not at the Origin

Find an equation of the parabola with vertex at $(-2, 3)$ and focus at $(0, 3)$. Graph the equation.

Solution

The vertex $(-2, 3)$ and focus $(0, 3)$ both lie on the horizontal line $y = 3$ (the axis of symmetry). The distance a from the vertex $(-2, 3)$ to the focus $(0, 3)$ is $a = 2$. Because the focus lies to the right of the vertex, the parabola opens to the right. Consequently, the form of the equation is

$$(y - k)^2 = 4a(x - h)$$

where $(h, k) = (-2, 3)$ and $a = 2$. Therefore, the equation is

$$(y - 3)^2 = 4 \cdot 2[x - (-2)]$$

$$(y - 3)^2 = 8(x + 2)$$

Since the vertex is midway between the focus and the directrix, the line $x = -4$ is the directrix of the parabola. To find the points that define the latus rectum, substitute $x = 0$ in the equation $(y - 3)^2 = 8(x + 2)$. Then $y - 3 = \pm 4$, so $y = -1$ or $y = 7$. The points $(0, -1)$ and $(0, 7)$ determine the latus rectum. See Figure 12.

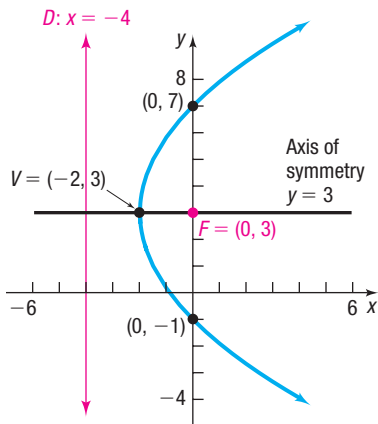


Figure 12 $(y - 3)^2 = 8(x + 2)$

Now Work PROBLEM 31

Polynomial equations involving two variables define parabolas whenever they are quadratic in one variable and linear in the other.

EXAMPLE 7

Analyzing the Equation of a Parabola

Analyze the equation $x^2 + 4x - 4y = 0$.

Solution

To analyze the equation $x^2 + 4x - 4y = 0$, complete the square involving the variable x .

$$x^2 + 4x - 4y = 0$$

$$x^2 + 4x = 4y$$

Isolate the terms involving x on the left side.

$$x^2 + 4x + 4 = 4y + 4$$

Complete the square on the left side.

$$(x + 2)^2 = 4(y + 1)$$

Factor.

The equation is of the form $(x - h)^2 = 4a(y - k)$, with $h = -2$, $k = -1$, and $a = 1$. The graph is a parabola with vertex at $(h, k) = (-2, -1)$ that opens up (is concave up). The focus is at $(-2, 0)$, and the directrix is the line $y = -2$. See Figure 13.

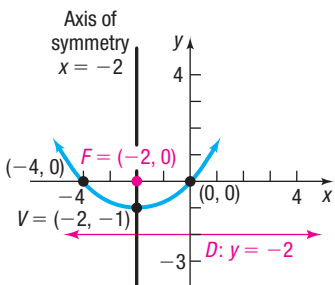


Figure 13 $x^2 + 4x - 4y = 0$

Now Work PROBLEM 49

3 Solve Applied Problems Involving Parabolas

Parabolas occur in many applications. For example, as discussed in Section 3.4, suspension bridges have cables in the shape of a parabola. Parabolas also have a reflecting property that is used in applications.

A parabola that is rotated about its axis of symmetry generates a surface called a **paraboloid of revolution**. If a light (or any other emitting source) is placed at the focus of the parabola, all the rays emanating from the light will reflect off the paraboloid of revolution in lines parallel to the axis of symmetry of the parabola. This principle is used in the design of searchlights, flashlights, certain automobile headlights, and other such devices. See Figure 14.

Conversely, suppose that rays of light (or other signals) emanate from a distant source so that they are essentially parallel. When these rays strike the surface of a parabolic mirror whose axis of symmetry is parallel to these rays, they are reflected to a single point at the focus. This principle is used in the design of some solar energy devices, satellite dishes, and the mirrors used in some types of telescopes. See Figure 15.

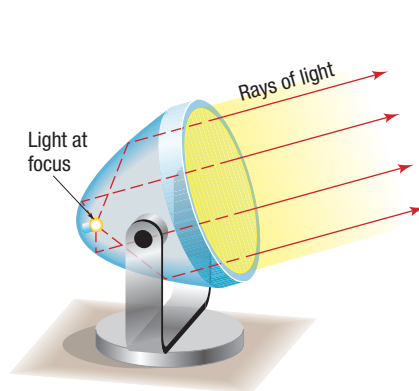


Figure 14 Searchlight

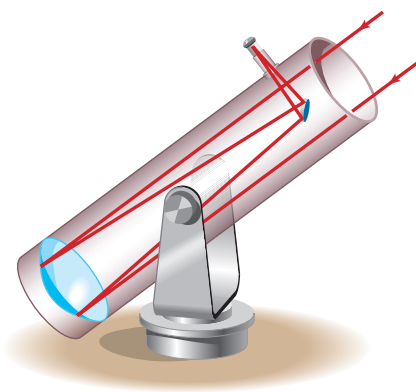


Figure 15 Telescope

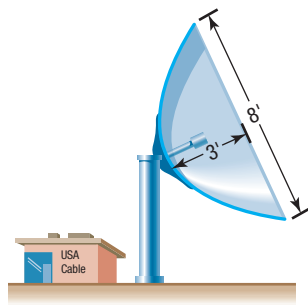
EXAMPLE 8

Satellite Dish

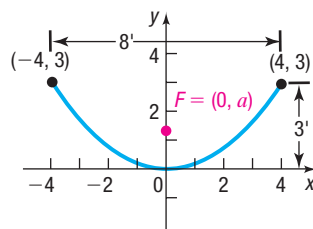
A satellite dish is shaped like a paraboloid of revolution. The signals that emanate from a satellite strike the surface of the dish and are reflected to a single point, where the receiver is located. If the dish is 8 feet across at its opening and 3 feet deep at its center, at what position should the receiver be placed? That is, where is the focus?

Solution

Figure 16(a) shows the satellite dish. On a rectangular coordinate system, draw the parabola used to form the dish so that the vertex of the parabola is at the origin and its focus is on the positive y -axis. See Figure 16(b).



(a)



(b) Satellite dish model

Figure 16

The form of the equation of the parabola is

$$x^2 = 4ay$$

(continued)

and its focus is at $(0, a)$. Since $(4, 3)$ is a point on the graph, this gives

$$4^2 = 4a \cdot 3 \quad x^2 = 4ay; x = 4, y = 3$$

$$a = \frac{4}{3} \quad \text{Solve for } a.$$

The receiver should be located $\frac{4}{3}$ feet (1 foot, 4 inches) from the base of the dish, along its axis of symmetry.

 **Now Work** PROBLEM 69

10.2 Assess Your Understanding

'Are You Prepared?' Answers are given at the end of these exercises. If you get a wrong answer, read the pages listed in red.

- The formula for the distance d from $P_1 = (x_1, y_1)$ to $P_2 = (x_2, y_2)$ is $d =$ _____ . (pp. 3–4)
- To complete the square of $x^2 - 4x$, add _____. (p. A29)
- Use the Square Root Method to find the real solutions of $(x + 4)^2 = 9$. (p. A48)
- The point that is symmetric with respect to the x -axis to the point $(-2, 5)$ is _____. (pp. 13–17)
- To graph $y = (x - 3)^2 + 1$, shift the graph of $y = x^2$ to the right _____ units and then _____ 1 unit. (pp. 98–102)
- The graph of $y = (x - 3)^2 - 5$ has vertex _____ and axis of symmetry _____. (pp. 143–146)

Concepts and Vocabulary

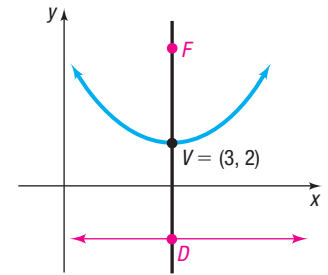
- A(n) _____ is the collection of all points in a plane that are the same distance from a fixed point as they are from a fixed line. The line through the focus and perpendicular to the directrix is called the _____ of the parabola.
- For the parabola $y^2 = 4ax$, the line segment joining the two points $(a, 2a)$ and $(a, -2a)$ is called the _____.

Answer Problems 9–12 using the figure.

9. Multiple Choice If $a > 0$, the equation of the parabola is of the form

- (a) $(y - k)^2 = 4a(x - h)$ (b) $(y - k)^2 = -4a(x - h)$
 (c) $(x - h)^2 = 4a(y - k)$ (d) $(x - h)^2 = -4a(y - k)$

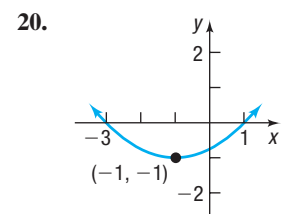
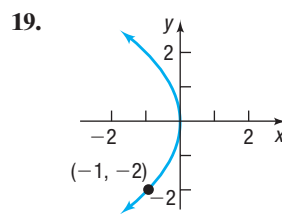
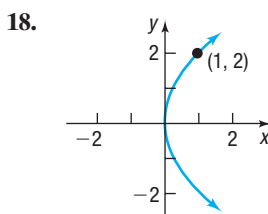
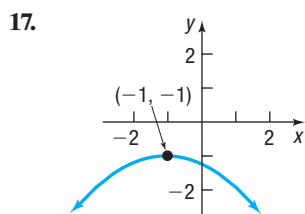
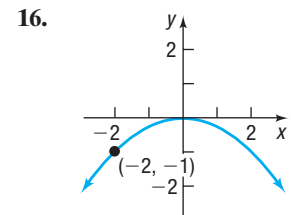
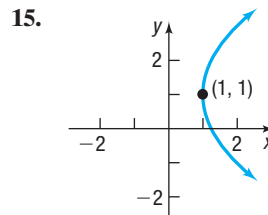
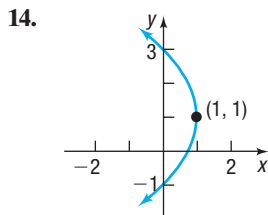
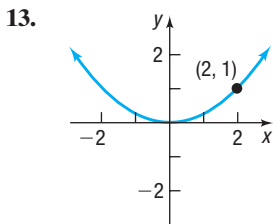
- The coordinates of the vertex are _____.
- Multiple Choice** If $a = 4$, then the coordinates of the focus are _____.
 (a) $(-1, 2)$ (b) $(3, -2)$ (c) $(7, 2)$ (d) $(3, 6)$
- True or False** If $a = 4$, then the equation of the directrix is $x = 3$.



Skill Building

In Problems 13–20, the graph of a parabola is given. Match each graph to its equation.

- (A) $y^2 = 4x$ (C) $y^2 = -4x$ (E) $(y - 1)^2 = 4(x - 1)$ (G) $(y - 1)^2 = -4(x - 1)$
 (B) $x^2 = 4y$ (D) $x^2 = -4y$ (F) $(x + 1)^2 = 4(y + 1)$ (H) $(x + 1)^2 = -4(y + 1)$



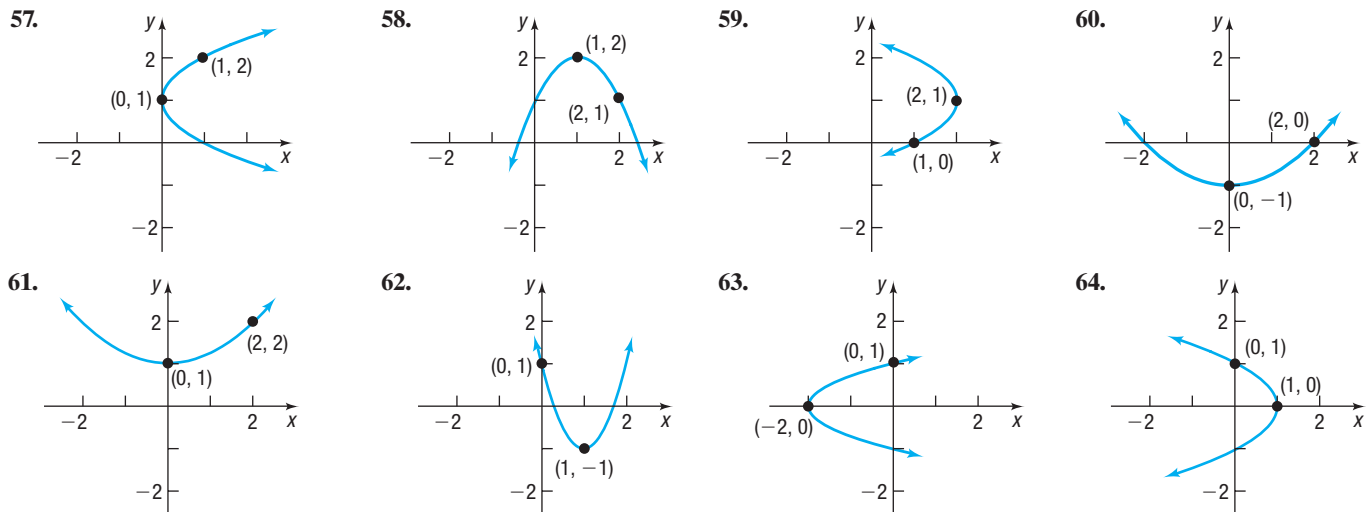
In Problems 21–38, find the equation of the parabola described. Find the two points that define the latus rectum, and graph the equation.

21. Focus at $(4, 0)$; vertex at $(0, 0)$
 22. Focus at $(0, 2)$; vertex at $(0, 0)$
 23. Focus at $(0, -3)$; vertex at $(0, 0)$
 24. Focus at $(-4, 0)$; vertex at $(0, 0)$
 25. Focus at $(-2, 0)$; directrix the line $x = 2$
 26. Focus at $(0, -1)$; directrix the line $y = 1$
 27. Directrix the line $y = -\frac{1}{2}$; vertex at $(0, 0)$
 28. Directrix the line $x = -\frac{1}{2}$; vertex at $(0, 0)$
 29. Vertex at $(0, 0)$; axis of symmetry the y -axis; containing the point $(2, 3)$
 30. Vertex at $(0, 0)$; axis of symmetry the x -axis; containing the point $(2, 3)$
 31. Vertex at $(2, -3)$; focus at $(2, -5)$
 32. Vertex at $(4, -2)$; focus at $(6, -2)$
 33. Vertex at $(-1, -2)$; focus at $(0, -2)$
 34. Vertex at $(3, 0)$; focus at $(3, -2)$
 35. Focus at $(-3, 4)$; directrix the line $y = 2$
 36. Focus at $(2, 4)$; directrix the line $x = -4$
 37. Focus at $(-3, -2)$; directrix the line $x = 1$
 38. Focus at $(-4, 4)$; directrix the line $y = -2$

In Problems 39–56, find the vertex, focus, and directrix of each parabola. Graph the equation.

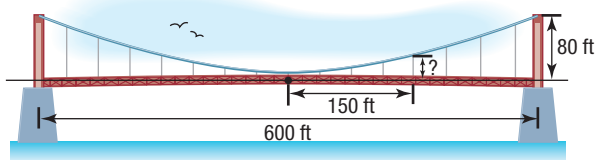
39. $x^2 = 4y$
 40. $y^2 = 8x$
 41. $y^2 = -16x$
 42. $x^2 = -4y$
 43. $(y - 2)^2 = 8(x + 1)$
 44. $(x + 4)^2 = 16(y + 2)$
 45. $(x - 3)^2 = -(y + 1)$
 46. $(y + 1)^2 = -4(x - 2)$
 47. $(y + 3)^2 = 8(x - 2)$
 48. $(x - 2)^2 = 4(y - 3)$
 49. $y^2 - 4y + 4x + 4 = 0$
 50. $x^2 + 6x - 4y + 1 = 0$
 51. $x^2 + 8x = 4y - 8$
 52. $y^2 - 2y = 8x - 1$
 53. $y^2 + 2y - x = 0$
 54. $x^2 - 4x = 2y$
 55. $x^2 - 4x = y + 4$
 56. $y^2 + 12y = -x + 1$

In Problems 57–64, write an equation for each parabola.



Applications and Extensions

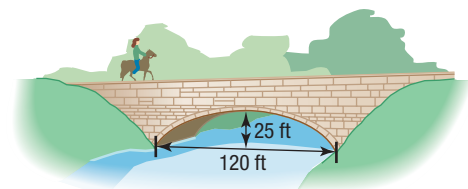
65. **Suspension Bridge** The cables of a suspension bridge are in the shape of a parabola, as shown in the figure. The towers supporting the cable are 600 feet apart and 80 feet high. If the cables touch the road surface midway between the towers, what is the height of the cable from the road at a point 150 feet from the center of the bridge?



66. **Suspension Bridge** The cables of a suspension bridge are in the shape of a parabola. The towers supporting the cable are 400 feet apart and 100 feet high. If the cables are at a

height of 10 feet midway between the towers, what is the height of the cable at a point 50 feet from the center of the bridge?

67. **Parabolic Arch Bridge** A bridge is built in the shape of a parabolic arch. The arch has a span of 120 feet and a maximum height of 25 feet above the water. See the figure. Choose a suitable rectangular coordinate system and find the height of the arch at distances of 10, 30, and 50 feet from the center.



68. Parabolic Arch Bridge A bridge is to be built in the shape of a parabolic arch and is to have a span of 100 feet. The height of the arch a distance of 40 feet from the center is to be 10 feet. Find the height of the arch at its center.

69. Satellite Dish A satellite dish is shaped like a paraboloid of revolution. The signals that emanate from a satellite strike the surface of the dish and are reflected to a single point, where the receiver is located. If the dish is 10 feet across at its opening and 4 feet deep at its center, at what position should the receiver be placed?

70. Constructing a TV Dish A cable TV receiving dish is in the shape of a paraboloid of revolution. Find the location of the receiver, which is placed at the focus, if the dish is 6 feet across at its opening and 2 feet deep.

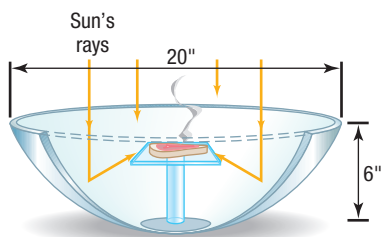
71. Constructing a Flashlight The reflector of a flashlight is in the shape of a paraboloid of revolution. Its diameter is 4 inches and its depth is 1 inch. How far from the vertex should the light bulb be placed so that the rays will be reflected parallel to the axis?

72. Constructing a Headlight A sealed-beam headlight is in the shape of a paraboloid of revolution. The bulb, which is placed at the focus, is 1 inch from the vertex. If the depth is to be 2 inches, what is the diameter of the headlight at its opening?

73. Searchlight A searchlight is shaped like a paraboloid of revolution. If the light source is located 2 feet from the base along the axis of symmetry and the opening is 5 feet across, how deep should the searchlight be?

74. Searchlight A searchlight is shaped like a paraboloid of revolution. If the light source is located 2 feet from the base along the axis of symmetry and the depth of the searchlight is 4 feet, what should the width of the opening be?

75. Solar Heat A mirror is shaped like a paraboloid of revolution and will be used to concentrate the rays of the sun at its focus, creating a heat source. See the figure. If the mirror is 20 inches across at its opening and is 6 inches deep, where will the heat source be concentrated?



76. Reflecting Telescope A reflecting telescope contains a mirror shaped like a paraboloid of revolution. If the mirror is 4 inches across at its opening and is 3 inches deep, where will the collected light be concentrated?

77. Gateway Arch The Gateway Arch in St. Louis is often mistaken to be parabolic in shape. In fact, it is a *catenary*, which has a more complicated formula than a parabola. The Arch is 630 feet high and 630 feet wide at its base.

(a) Find the equation of a parabola with the same dimensions. Let x equal the horizontal distance from the center of the arch.

(b) The table below gives the height of the Arch at various widths; find the corresponding heights for the parabola found in (a).

Width (ft)	Height (ft)
567	100
478	312.5
308	525

(c) Do the data support the notion that the Arch is in the shape of a parabola?

Source: gatewayarch.com

78. Show that an equation of the form

$$Ax^2 + Ey = 0 \quad A \neq 0, E \neq 0$$

is the equation of a parabola with vertex at $(0, 0)$ and axis of symmetry the y -axis. Find its focus and directrix.

79. Show that an equation of the form

$$Cy^2 + Dx = 0 \quad C \neq 0, D \neq 0$$

is the equation of a parabola with vertex at $(0, 0)$ and axis of symmetry the x -axis. Find its focus and directrix.

80. Challenge Problem Show that the graph of an equation of the form

$$Ax^2 + Dx + Ey + F = 0 \quad A \neq 0$$

(a) Is a parabola if $E \neq 0$.

(b) Is a vertical line if $E = 0$ and $D^2 - 4AF = 0$.

(c) Is two vertical lines if $E = 0$ and $D^2 - 4AF > 0$.

(d) Contains no points if $E = 0$ and $D^2 - 4AF < 0$.

81. Challenge Problem Show that the graph of an equation of the form

$$Cy^2 + Dx + Ey + F = 0 \quad C \neq 0$$

(a) Is a parabola if $D \neq 0$.

(b) Is a horizontal line if $D = 0$ and $E^2 - 4CF = 0$.

(c) Is two horizontal lines if $D = 0$ and $E^2 - 4CF > 0$.

(d) Contains no points if $D = 0$ and $E^2 - 4CF < 0$.

82. Challenge Problem Let A be either endpoint of the latus rectum of the parabola $y^2 - 2y - 8x + 1 = 0$, and let V be the vertex. Find the exact distance from A to V .[†]

[†]Courtesy of the Joliet Junior College Mathematics Department

Retain Your Knowledge

Problems 83–92 are based on material learned earlier in the course. The purpose of these problems is to keep the material fresh in your mind so that you are better prepared for the final exam.

83. For $x = 9y^2 - 36$, list the intercepts and test for symmetry.

84. Solve: $4^{x+1} = 8^{x-1}$

85. Given $\tan \theta = -\frac{5}{8}$, $\frac{\pi}{2} < \theta < \pi$, find the exact value of each of the remaining trigonometric functions.

86. Find the exact value: $\tan \left[\cos^{-1} \left(-\frac{3}{7} \right) \right]$
87. Find the exact distance between the points $\left(-3, \frac{1}{2} \right)$ and $\left(\frac{2}{3}, -5 \right)$.
88. Find the standard form of the equation of a circle with radius $\sqrt{6}$ and center $(-12, 7)$.
89. In 1978, Congress created a gas guzzler tax on vehicles with a fuel economy of less than 22.5 miles per gallon (mpg).

Today, a car getting 20 mpg has a tax of \$1700 and a car getting 15 mpg has a tax of \$4500. If the tax decreases exponentially as fuel economy increases, determine the tax on a vehicle getting 13 mpg to the nearest \$100.

90. Given $f(x) = \ln(x + 3)$, find the average rate of change of f from 1 to 5.
91. Express $\sqrt{\frac{1 + \cos 34^\circ}{2}}$ as a single trigonometric function.
92. Solve: $|x^2 - 5x| - 2 = 4$

'Are You Prepared?' Answers

1. $\sqrt{(x_2 - x_1)^2 + (y_2 - y_1)^2}$ 2. 4 3. $\{-7, -1\}$ 4. $(-2, -5)$ 5. 3; up 6. $(3, -5); x = 3$

10.3 The Ellipse

PREPARING FOR THIS SECTION Before getting started, review the following:

- Distance Formula (Section 1.1, pp. 3–4)
- Completing the Square (Section A.3, p. A29)
- Intercepts (Section 1.2, pp. 12–13)
- Symmetry (Section 1.2, pp. 13–17)
- Circles (Section 1.4, pp. 36–39)
- Graphing Techniques: Transformations (Section 2.5, pp. 98–107)

 **Now Work** the 'Are You Prepared?' problems on page 670.

- OBJECTIVES**
- 1 Analyze Ellipses with Center at the Origin (p. 663)
 - 2 Analyze Ellipses with Center at (h, k) (p. 667)
 - 3 Solve Applied Problems Involving Ellipses (p. 669)

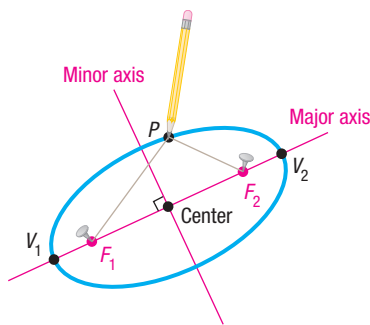


Figure 17 Ellipse

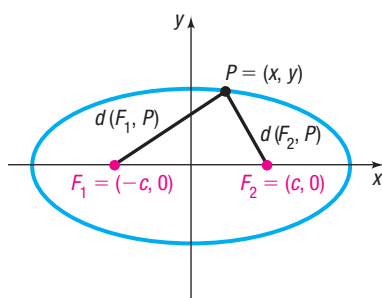


Figure 18

DEFINITION Ellipse

An **ellipse** is the collection of all points in a plane the sum of whose distances from two fixed points, called the **foci**, is a constant.

The definition contains within it a physical means for drawing an ellipse. Find a piece of string (the length of the string is the constant referred to in the definition). Then take two thumbtacks (the foci) and stick them into a piece of cardboard so that the distance between them is less than the length of the string. Now attach the ends of the string to the thumbtacks and, using the point of a pencil, pull the string taut. See Figure 17. Keeping the string taut, rotate the pencil around the two thumbtacks. The pencil traces out an ellipse, as shown in Figure 17.

In Figure 17, the foci are labeled F_1 and F_2 . The line containing the foci is called the **major axis**. The midpoint of the line segment joining the foci is the **center** of the ellipse. The line through the center and perpendicular to the major axis is the **minor axis**.

The two points of intersection of the ellipse and the major axis are the **vertices**, V_1 and V_2 , of the ellipse. The distance from one vertex to the other is the **length of the major axis**. The ellipse is symmetric with respect to its major axis, with respect to its minor axis, and with respect to its center.

1 Analyze Ellipses with Center at the Origin

With these ideas in mind, we are ready to find the equation of an ellipse in a rectangular coordinate system. First, place the center of the ellipse at the origin. Second, position the ellipse so that its major axis coincides with a coordinate axis, say the x -axis, as shown in Figure 18. If c is the distance from the center to a focus, one focus will be at $F_1 = (-c, 0)$ and the other at $F_2 = (c, 0)$.

As we shall see, it is convenient to let $2a$ denote the constant distance referred to in the definition. Then, if $P = (x, y)$ is any point on the ellipse,

$$\begin{aligned}
 d(F_1, P) + d(F_2, P) &= 2a && \text{The sum of the distances from } P \text{ to the foci equals a constant, } 2a. \\
 \sqrt{(x+c)^2 + y^2} + \sqrt{(x-c)^2 + y^2} &= 2a && \text{Use the Distance Formula.} \\
 \sqrt{(x+c)^2 + y^2} &= 2a - \sqrt{(x-c)^2 + y^2} && \text{Isolate one radical.} \\
 (x+c)^2 + y^2 &= 4a^2 - 4a\sqrt{(x-c)^2 + y^2} + (x-c)^2 + y^2 && \text{Square both sides.} \\
 x^2 + 2cx + c^2 + y^2 &= 4a^2 - 4a\sqrt{(x-c)^2 + y^2} + x^2 - 2cx + c^2 + y^2 && \text{Multiply out.} \\
 4cx - 4a^2 &= -4a\sqrt{(x-c)^2 + y^2} && \text{Simplify; isolate the radical.} \\
 cx - a^2 &= -a\sqrt{(x-c)^2 + y^2} && \text{Divide both sides by 4.} \\
 (cx - a^2)^2 &= a^2[(x-c)^2 + y^2] && \text{Square both sides again.} \\
 c^2x^2 - 2a^2cx + a^4 &= a^2(x^2 - 2cx + c^2 + y^2) && \text{Multiply out.} \\
 (c^2 - a^2)x^2 - a^2y^2 &= a^2c^2 - a^4 && \text{Rearrange the terms.} \\
 (a^2 - c^2)x^2 + a^2y^2 &= a^2(a^2 - c^2) && \text{Multiply both sides by } -1; \text{ (1) factor out } a^2 \text{ on the right side.}
 \end{aligned}$$

To obtain points on the ellipse that are not on the major axis, we must have $a > c$. To see why, look again at Figure 18. Then

$$\begin{aligned}
 d(F_1, P) + d(F_2, P) &> d(F_1, F_2) && \text{The sum of the lengths of any two sides of a triangle is greater than the length of the third side.} \\
 2a &> 2c && d(F_1, P) + d(F_2, P) = 2a; d(F_1, F_2) = 2c \\
 a &> c &&
 \end{aligned}$$

Because $a > c > 0$, this means $a^2 > c^2$, so $a^2 - c^2 > 0$. Let $b^2 = a^2 - c^2$, $b > 0$. Then $a > b$ and equation (1) can be written as

$$\begin{aligned}
 b^2x^2 + a^2y^2 &= a^2b^2 \\
 \frac{x^2}{a^2} + \frac{y^2}{b^2} &= 1 && \text{Divide both sides by } a^2b^2.
 \end{aligned}$$

The graph of the equation has symmetry with respect to the x -axis, the y -axis, and the origin.

Because the major axis is the x -axis, the vertices lie on the x -axis. So the vertices satisfy the equation $\frac{x^2}{a^2} = 1$, the solutions of which are $x = \pm a$. Consequently, the vertices of the ellipse are $V_1 = (-a, 0)$ and $V_2 = (a, 0)$. The y -intercepts of the ellipse, found by substituting $x = 0$ in the equation, have coordinates $(0, -b)$ and $(0, b)$. The four intercepts, $(a, 0)$, $(-a, 0)$, $(0, b)$, and $(0, -b)$, are used to graph the ellipse.

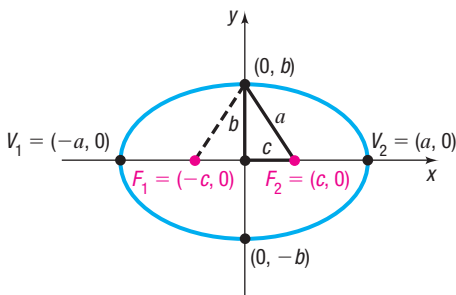


Figure 19 $\frac{x^2}{a^2} + \frac{y^2}{b^2} = 1$, $a > b > 0$

THEOREM Equation of an Ellipse: Center at $(0, 0)$; Major Axis along the x -Axis

An equation of the ellipse with center at $(0, 0)$, foci at $(-c, 0)$ and $(c, 0)$, and vertices at $(-a, 0)$ and $(a, 0)$ is

$$\frac{x^2}{a^2} + \frac{y^2}{b^2} = 1 \quad \text{where } a > b > 0 \text{ and } b^2 = a^2 - c^2 \quad (2)$$

The major axis is the x -axis. See Figure 19.

Notice in Figure 19 the points $(0, 0)$, $(c, 0)$, and $(0, b)$ form a right triangle. Because $b^2 = a^2 - c^2$ (or $b^2 + c^2 = a^2$), the distance from the focus at $(c, 0)$ to the point $(0, b)$ is a .

This can be seen another way. Look at the two right triangles in Figure 19. They are congruent. Do you see why? Because the sum of the distances from the foci to a point on the ellipse is $2a$, it follows that the distance from $(c, 0)$ to $(0, b)$ is a .

EXAMPLE 1**Finding an Equation of an Ellipse**

Find an equation of the ellipse with center at the origin, one focus at $(3, 0)$, and a vertex at $(-4, 0)$. Graph the equation.

Solution

The ellipse has its center at the origin, and since the given focus and vertex lie on the x -axis, the major axis is the x -axis. The distance from the center, $(0, 0)$, to one of the foci, $(3, 0)$, is $c = 3$. The distance from the center, $(0, 0)$, to one of the vertices, $(-4, 0)$, is $a = 4$. From equation (2), it follows that

$$b^2 = a^2 - c^2 = 16 - 9 = 7$$

so an equation of the ellipse is

$$\frac{x^2}{16} + \frac{y^2}{7} = 1$$

Figure 20 shows the graph.

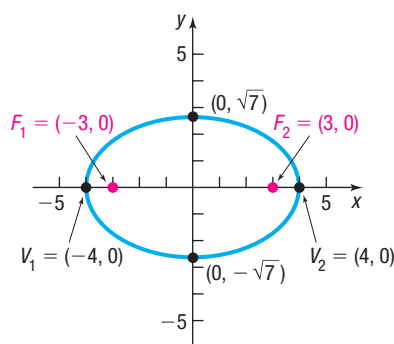



Figure 20 $\frac{x^2}{16} + \frac{y^2}{7} = 1$

In Figure 20, the intercepts of the equation are used to graph the ellipse. Following this practice makes it easier to obtain an accurate graph of an ellipse.

 **Now Work** PROBLEM 27

 **COMMENT** The intercepts of the ellipse also provide information about how to set the viewing rectangle for graphing an ellipse. To graph the ellipse

$$\frac{x^2}{16} + \frac{y^2}{7} = 1$$

set the viewing rectangle using a square screen that includes the intercepts, perhaps $-4.8 \leq x \leq 4.8$, $-3 \leq y \leq 3$. Then solve the equation for y :

$$\frac{x^2}{16} + \frac{y^2}{7} = 1$$

$$\frac{y^2}{7} = 1 - \frac{x^2}{16}$$

Subtract $\frac{x^2}{16}$ from both sides.

$$y^2 = 7\left(1 - \frac{x^2}{16}\right)$$

Multiply both sides by 7.

$$y = \pm\sqrt{7\left(1 - \frac{x^2}{16}\right)}$$

Use the Square Root Method.

Now graph the two functions

$$Y_1 = \sqrt{7\left(1 - \frac{x^2}{16}\right)} \text{ and } Y_2 = -\sqrt{7\left(1 - \frac{x^2}{16}\right)}$$

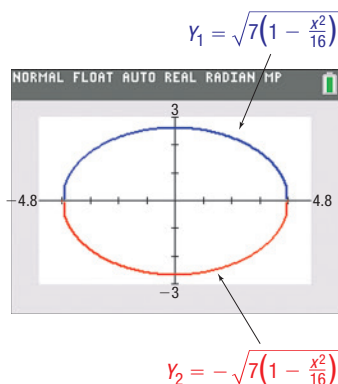


Figure 21

Figure 21 shows the result on a TI-84 Plus C.

For the remainder of this section, the direction “**Analyze the equation**” means to find the center, major axis, foci, and vertices of the ellipse and graph it.

EXAMPLE 2**Analyzing the Equation of an Ellipse**

Analyze the equation $\frac{x^2}{25} + \frac{y^2}{9} = 1$.

Solution

The equation is of the form of equation (2), with $a^2 = 25$ and $b^2 = 9$. The equation is that of an ellipse with center at $(0, 0)$ and major axis along the x -axis. The vertices are at $(\pm a, 0) = (\pm 5, 0)$. Because $b^2 = a^2 - c^2$, this means

$$c^2 = a^2 - b^2 = 25 - 9 = 16$$

The foci are at $(\pm c, 0) = (\pm 4, 0)$. The y -intercepts are $(0, \pm b) = (0, \pm 3)$. Figure 22 shows the graph.

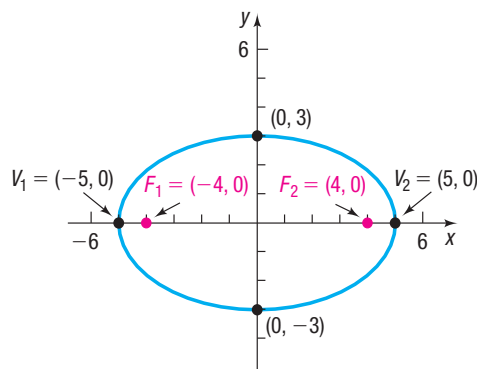


Figure 22 $\frac{x^2}{25} + \frac{y^2}{9} = 1$

 **Now Work** PROBLEM 17

If the major axis of an ellipse with center at $(0, 0)$ lies on the y -axis, the foci are at $(0, -c)$ and $(0, c)$. Using the same steps as before, the definition of an ellipse leads to the following result.

THEOREM Equation of an Ellipse: Center at $(0, 0)$; Major Axis along the y -Axis

An equation of the ellipse with center at $(0, 0)$, foci at $(0, -c)$ and $(0, c)$, and vertices at $(0, -a)$ and $(0, a)$ is

$$\frac{x^2}{b^2} + \frac{y^2}{a^2} = 1 \quad \text{where } a > b > 0 \text{ and } b^2 = a^2 - c^2 \quad (3)$$

The major axis is the y -axis.

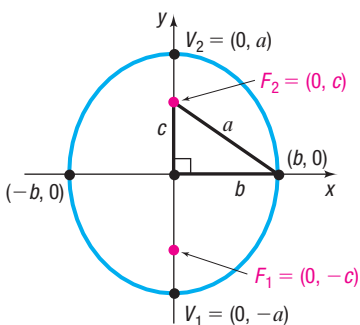


Figure 23 $\frac{x^2}{b^2} + \frac{y^2}{a^2} = 1, a > b > 0$

Figure 23 illustrates the graph of such an ellipse. Again, notice the right triangle formed by the points at $(0, 0)$, $(b, 0)$, and $(0, c)$, so that $a^2 = b^2 + c^2$ (or $b^2 = a^2 - c^2$).

Look closely at equations (2) and (3). Although they may look alike, there is a difference! In equation (2), the larger number, a^2 , is in the denominator of the x^2 -term, so the major axis of the ellipse is along the x -axis. In equation (3), the larger number, a^2 , is in the denominator of the y^2 -term, so the major axis is along the y -axis.

EXAMPLE 3

Analyzing the Equation of an Ellipse

Analyze the equation $9x^2 + y^2 = 9$.

To put the equation in proper form, divide both sides by 9.

$$x^2 + \frac{y^2}{9} = 1$$

The larger denominator, 9, is in the y^2 -term so, based on equation (3), this is the equation of an ellipse with center at the origin and major axis along the y -axis. Also, $a^2 = 9$, $b^2 = 1$, and $c^2 = a^2 - b^2 = 9 - 1 = 8$. The vertices are at $(0, \pm a) = (0, \pm 3)$, and the foci are at $(0, \pm c) = (0, \pm 2\sqrt{2})$. The x -intercepts are at $(\pm b, 0) = (\pm 1, 0)$. Figure 24 shows the graph.

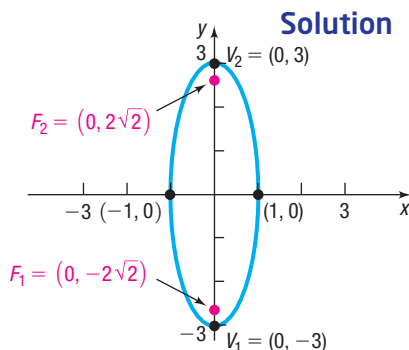


Figure 24 $9x^2 + y^2 = 9$

 **Now Work** PROBLEM 21

EXAMPLE 4

Finding an Equation of an Ellipse

Find an equation of the ellipse having one focus at $(0, 2)$ and vertices at $(0, -3)$ and $(0, 3)$. Graph the equation.

Solution

Plot the given focus and vertices, and note that the major axis is the y -axis. Because the vertices are at $(0, -3)$ and $(0, 3)$, the center of the ellipse is at their midpoint, the origin. The distance from the center, $(0, 0)$, to the given focus, $(0, 2)$, is $c = 2$. The distance from the center, $(0, 0)$, to one of the vertices, $(0, 3)$, is $a = 3$. So $b^2 = a^2 - c^2 = 9 - 4 = 5$. The form of the equation of the ellipse is given by equation (3).

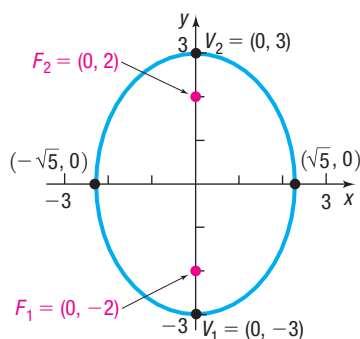


Figure 25 $\frac{x^2}{5} + \frac{y^2}{9} = 1$

$$\frac{x^2}{b^2} + \frac{y^2}{a^2} = 1$$

$$\frac{x^2}{5} + \frac{y^2}{9} = 1$$

Figure 25 shows the graph.

 **Now Work** PROBLEM 29

A circle may be considered a special kind of ellipse. To see why, let $a = b$ in equation (2) or (3). Then

$$\frac{x^2}{a^2} + \frac{y^2}{a^2} = 1$$

$$x^2 + y^2 = a^2$$

This is the equation of a circle with center at the origin and radius a . The value of c is

$$c^2 = a^2 - b^2 = 0$$

↑
 $a = b$

This indicates that the closer the two foci of an ellipse are to the center, the more the ellipse will look like a circle.

2 Analyze Ellipses with Center at (h, k)

If an ellipse with center at the origin and major axis coinciding with a coordinate axis is shifted horizontally h units and then vertically k units, the result is an ellipse with center at (h, k) and major axis parallel to a coordinate axis. The equations of such ellipses have the same forms as those given in equations (2) and (3), except that x is replaced by $x - h$ (the horizontal shift) and y is replaced by $y - k$ (the vertical shift). Table 3 (on the next page) gives the forms of the equations of such ellipses, and Figure 26 shows their graphs.

Table 3

Equations of an Ellipse: Center at (h, k) ; Major Axis Parallel to a Coordinate Axis				
Center	Major Axis	Foci	Vertices	Equation
(h, k)	Parallel to the x -axis	$(h + c, k)$	$(h + a, k)$	$\frac{(x - h)^2}{a^2} + \frac{(y - k)^2}{b^2} = 1$
		$(h - c, k)$	$(h - a, k)$	$a > b > 0$ and $b^2 = a^2 - c^2$
(h, k)	Parallel to the y -axis	$(h, k + c)$	$(h, k + a)$	$\frac{(x - h)^2}{b^2} + \frac{(y - k)^2}{a^2} = 1$
		$(h, k - c)$	$(h, k - a)$	$a > b > 0$ and $b^2 = a^2 - c^2$

NOTE Rather than memorizing Table 3, use transformations (shift horizontally h units, vertically k units), along with the facts that a represents the distance from the center to the vertices, c represents the distance from the center to the foci, and $b^2 = a^2 - c^2$ (or $c^2 = a^2 - b^2$). ■

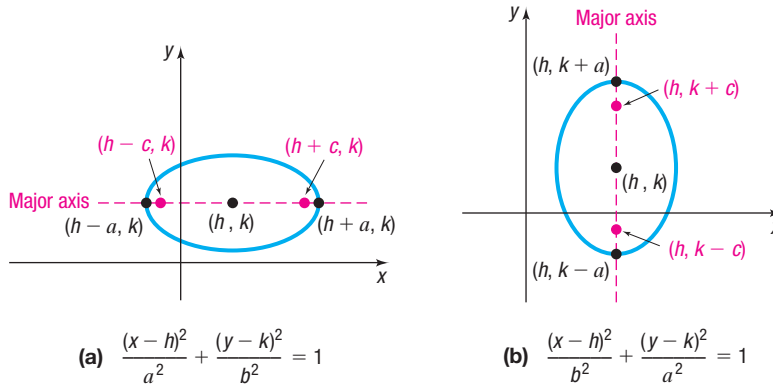


Figure 26

EXAMPLE 5

Finding an Equation of an Ellipse, Center Not at the Origin

Find an equation of the ellipse with center at $(2, -3)$, one focus at $(3, -3)$, and one vertex at $(5, -3)$. Graph the equation.

Solution

The center is at $(h, k) = (2, -3)$, so $h = 2$ and $k = -3$. Note that the center, focus, and vertex all lie on the line $y = -3$. Therefore, the major axis is parallel to the x -axis. The distance from the center $(2, -3)$ to a focus $(3, -3)$ is $c = 1$; the distance from the center $(2, -3)$ to a vertex $(5, -3)$ is $a = 3$. Then $b^2 = a^2 - c^2 = 9 - 1 = 8$. The form of the equation is

$$\frac{(x - h)^2}{a^2} + \frac{(y - k)^2}{b^2} = 1$$

$$\frac{(x - 2)^2}{9} + \frac{(y + 3)^2}{8} = 1 \quad h = 2, k = -3, a^2 = 9, b^2 = 8$$

The major axis is parallel to the x -axis, so the vertices are $a = 3$ units left and right of the center $(2, -3)$. Therefore, the vertices are

$$V_1 = (2 - 3, -3) = (-1, -3) \quad \text{and} \quad V_2 = (2 + 3, -3) = (5, -3)$$

Note that the vertex $(5, -3)$ agrees with the information given in the problem.

Since $c = 1$ and the major axis is parallel to the x -axis, the foci are 1 unit left and right of the center. Therefore, the foci are

$$F_1 = (2 - 1, -3) = (1, -3) \quad \text{and} \quad F_2 = (2 + 1, -3) = (3, -3)$$

Finally, use the value of $b = 2\sqrt{2}$ to find the two points above and below the center.

$$(2, -3 - 2\sqrt{2}) \quad \text{and} \quad (2, -3 + 2\sqrt{2})$$

Use these two points and the vertices to obtain the graph. See Figure 27.

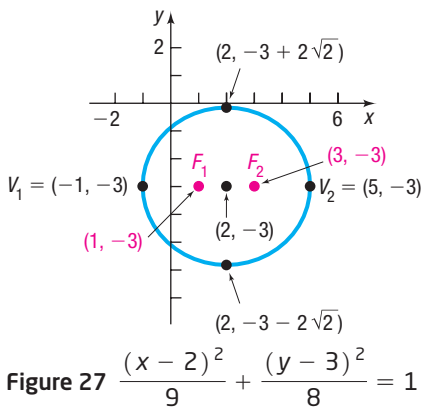


Figure 27

EXAMPLE 6

Analyzing the Equation of an Ellipse

Analyze the equation $4x^2 + y^2 - 8x + 4y + 4 = 0$.

Solution

Complete the squares in x and in y .

$$4x^2 + y^2 - 8x + 4y + 4 = 0$$

$$4x^2 - 8x + y^2 + 4y = -4$$

$$4(x^2 - 2x) + (y^2 + 4y) = -4$$

$$4(x^2 - 2x + 1) + (y^2 + 4y + 4) = -4 + 4 + 4$$

$$4(x - 1)^2 + (y + 2)^2 = 4$$

$$(x - 1)^2 + \frac{(y + 2)^2}{4} = 1$$

Group like variables; place the constant on the right side.

Factor out 4 from the first two terms.

Complete each square.

Factor.

Divide both sides by 4.

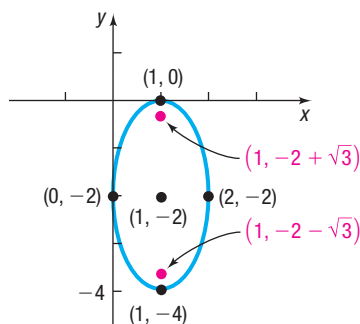



Figure 28

$$4x^2 + y^2 - 8x + 4y + 4 = 0$$

This is the equation of an ellipse with center at $(1, -2)$ and major axis parallel to the y -axis. Since $a^2 = 4$ and $b^2 = 1$, we have $c^2 = a^2 - b^2 = 4 - 1 = 3$. The vertices are at $(h, k \pm a) = (1, -2 \pm 2)$, or $(1, -4)$ and $(1, 0)$. The foci are at $(h, k \pm c) = (1, -2 \pm \sqrt{3})$, or $(1, -2 - \sqrt{3})$ and $(1, -2 + \sqrt{3})$. Figure 28 shows the graph.

 **Now Work** PROBLEM 47

3 Solve Applied Problems Involving Ellipses

 Ellipses are found in many applications in science and engineering. For example, the orbits of the planets around the Sun are elliptical, with the Sun's position at a focus. See Figure 29.

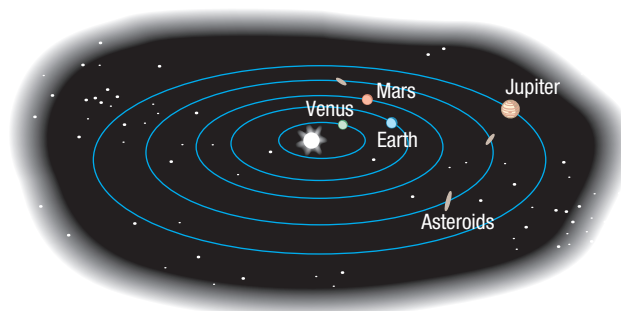


Figure 29 Elliptical orbits

Stone and concrete bridges are often shaped as semielliptical arches. Elliptical gears are used in machinery when a variable rate of motion is required.

Ellipses also have an interesting reflection property. If a source of light (or sound) is placed at one focus, the waves transmitted by the source will reflect off the ellipse and concentrate at the other focus. This is the principle behind *whispering galleries*, which are rooms designed with elliptical ceilings. A person standing at one focus of the ellipse can whisper and be heard by a person standing at the other focus, because all the sound waves that reach the ceiling are reflected to the other person.

EXAMPLE 7

A Whispering Gallery

The whispering gallery in the Museum of Science and Industry in Chicago can be modeled by the top half of a three-dimensional ellipse, which is called an **ellipsoid**. The gallery is 47.3 feet long. The distance from the center of the room to the foci is 20.3 feet. Find an equation that describes the shape of the room. How high is the room at its center?

Source: Chicago Museum of Science and Industry Web site; www.msichicago.org

Solution

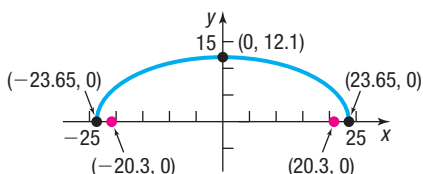



Figure 30 Whispering gallery model

Set up a rectangular coordinate system so that the center of the ellipse is at the origin and the major axis is along the x -axis. The equation of the ellipse is

$$\frac{x^2}{a^2} + \frac{y^2}{b^2} = 1$$

Since the length of the room is 47.3 feet, the distance from the center of the room to each vertex (the end of the room) will be $\frac{47.3}{2} = 23.65$ feet; so $a = 23.65$ feet. The distance from the center of the room to each focus is $c = 20.3$ feet. See Figure 30.

Because $b^2 = a^2 - c^2$, this means that $b^2 = 23.65^2 - 20.3^2 = 147.2325$. An equation that describes the shape of the room is given by

$$\frac{x^2}{23.65^2} + \frac{y^2}{147.2325} = 1$$

The height of the room at its center is $b = \sqrt{147.2325} \approx 12.1$ feet.

Now Work PROBLEM 71

10.3 Assess Your Understanding

'Are You Prepared?' Answers are given at the end of these exercises. If you get a wrong answer, read the pages listed in red.

- The distance d from $P_1 = (2, -5)$ to $P_2 = (4, -2)$ is $d = \underline{\hspace{2cm}}$. (pp. 3–4)
- To complete the square of $x^2 - 3x$, add $\underline{\hspace{2cm}}$. (p. A29)
- Find the intercepts of the equation $y^2 = 16 - 4x^2$. (pp. 12–13)
- The point symmetric with respect to the y -axis to the point $(-2, 5)$ is $\underline{\hspace{2cm}}$. (pp. 13–17)
- To graph $y = (x + 1)^2 - 4$, shift the graph of $y = x^2$ to the $\underline{\hspace{2cm}}$ unit(s) and then $\underline{\hspace{2cm}}$ unit(s). (left/right) (up/down) (pp. 98–102)
- The standard equation of a circle with center at $(2, -3)$ and radius 1 is $\underline{\hspace{2cm}}$. (pp. 36–39)

Concepts and Vocabulary

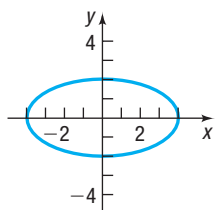
- A(n) $\underline{\hspace{2cm}}$ is the collection of all points in a plane the sum of whose distances from two fixed points is a constant.
- Multiple Choice** For an ellipse, the foci lie on a line called the $\underline{\hspace{2cm}}$.
 (a) minor axis (b) major axis
 (c) directrix (d) latus rectum
- For the ellipse $\frac{x^2}{4} + \frac{y^2}{25} = 1$, the vertices are the points $\underline{\hspace{2cm}}$ and $\underline{\hspace{2cm}}$.
- For the ellipse $\frac{x^2}{25} + \frac{y^2}{9} = 1$, the value of a is $\underline{\hspace{2cm}}$, the value of b is $\underline{\hspace{2cm}}$, and the major axis is the $\underline{\hspace{2cm}}$ -axis.
- If the center of an ellipse is $(2, -3)$, the major axis is parallel to the x -axis, and the distance from the center of the ellipse to a vertex is $a = 4$ units, then the coordinates of the vertices are $\underline{\hspace{2cm}}$ and $\underline{\hspace{2cm}}$.
- Multiple Choice** If the foci of an ellipse are $(-4, 4)$ and $(6, 4)$, then the coordinates of the center of the ellipse are $\underline{\hspace{2cm}}$.
 (a) $(1, 4)$ (b) $(4, 1)$
 (c) $(1, 0)$ (d) $(5, 4)$

Skill Building

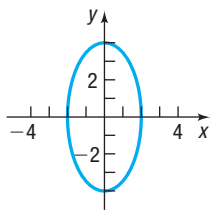
In Problems 13–16, the graph of an ellipse is given. Match each graph to its equation.

(A) $\frac{x^2}{4} + y^2 = 1$ (B) $x^2 + \frac{y^2}{4} = 1$ (C) $\frac{x^2}{16} + \frac{y^2}{4} = 1$ (D) $\frac{x^2}{4} + \frac{y^2}{16} = 1$

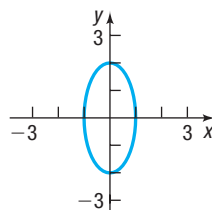
13.



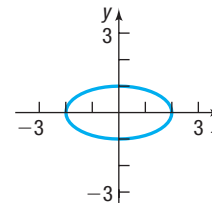
14.



15.



16.



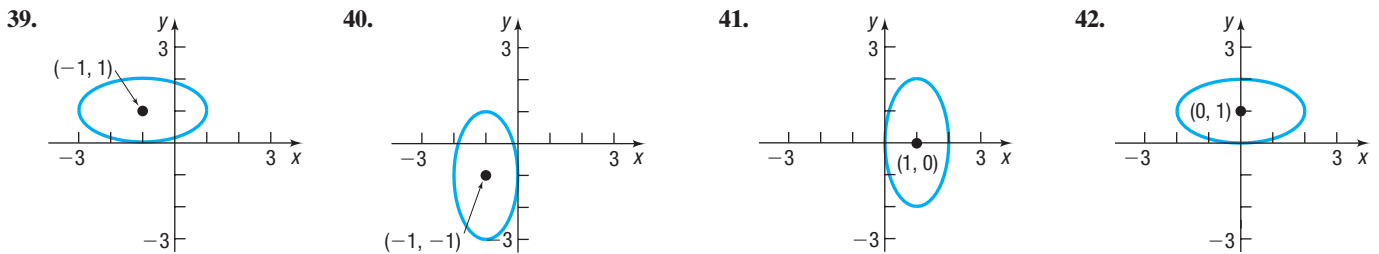
In Problems 17–26, analyze each equation. That is, find the center, vertices, and foci of each ellipse and graph it.

17. $\frac{x^2}{25} + \frac{y^2}{4} = 1$ 18. $\frac{x^2}{9} + \frac{y^2}{4} = 1$ 19. $\frac{x^2}{9} + \frac{y^2}{25} = 1$ 20. $x^2 + \frac{y^2}{16} = 1$ 21. $4x^2 + y^2 = 16$
 22. $x^2 + 9y^2 = 18$ 23. $4y^2 + x^2 = 8$ 24. $4y^2 + 9x^2 = 36$ 25. $x^2 + y^2 = 16$ 26. $x^2 + y^2 = 4$

In Problems 27–38, find an equation for each ellipse. Graph the equation.

27. Center at (0, 0); focus at (3, 0); vertex at (5, 0)
 28. Center at (0, 0); focus at (-1, 0); vertex at (3, 0)
 29. Center at (0, 0); focus at (0, -4); vertex at (0, 5)
 30. Center at (0, 0); focus at (0, 1); vertex at (0, -2)
 31. Foci at (± 2 , 0); length of the major axis is 6
 32. Foci at (0, ± 2); length of the major axis is 8
 33. Focus at (-4, 0); vertices at (± 5 , 0)
 34. Focus at (0, -4); vertices at (0, ± 8)
 35. Foci at (0, ± 3); x-intercepts are ± 2
 36. Vertices at (± 4 , 0); y-intercepts are ± 1
 37. Center at (0, 0); vertex at (0, 4); $b = 1$
 38. Vertices at (± 5 , 0); $c = 2$

In Problems 39–42, find an equation for each ellipse.



In Problems 43–54, analyze each equation; that is, find the center, foci, and vertices of each ellipse. Graph each equation.

43. $\frac{(x-3)^2}{4} + \frac{(y+1)^2}{9} = 1$ 44. $\frac{(x+4)^2}{9} + \frac{(y+2)^2}{4} = 1$ 45. $(x+5)^2 + 4(y-4)^2 = 16$
 46. $9(x-3)^2 + (y+2)^2 = 18$ 47. $x^2 + 4x + 4y^2 - 8y + 4 = 0$ 48. $x^2 + 3y^2 - 12y + 9 = 0$
 49. $2x^2 + 3y^2 - 8x + 6y + 5 = 0$ 50. $4x^2 + 3y^2 + 8x - 6y = 5$ 51. $9x^2 + 4y^2 - 18x + 16y - 11 = 0$
 52. $x^2 + 9y^2 + 6x - 18y + 9 = 0$ 53. $4x^2 + y^2 + 4y = 0$ 54. $9x^2 + y^2 - 18x = 0$

In Problems 55–64, find an equation for each ellipse. Graph the equation.

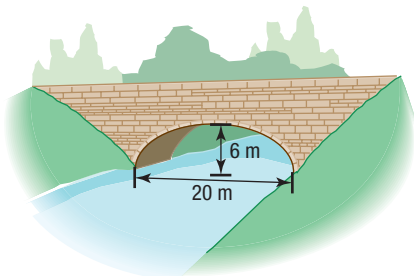
55. Center at (2, -2); vertex at (7, -2); focus at (4, -2)
 56. Center at (-3, 1); vertex at (-3, 3); focus at (-3, 0)
 57. Vertices at (4, 3) and (4, 9); focus at (4, 8)
 58. Foci at (1, 2) and (-3, 2); vertex at (-4, 2)
 59. Foci at (5, 1) and (-1, 1); length of the major axis is 8
 60. Vertices at (2, 5) and (2, -1); $c = 2$
 61. Center at (1, 2); focus at (4, 2); contains the point (1, 3)
 62. Center at (1, 2); focus at (1, 4); contains the point (2, 2)
 63. Center at (1, 2); vertex at (4, 2); contains the point (1, 5)
 64. Center at (1, 2); vertex at (1, 4); contains the point $(1 + \sqrt{3}, 3)$

In Problems 65–68, graph each function. Be sure to label all the intercepts. [Hint: Notice that each function is half an ellipse.]

65. $f(x) = \sqrt{16 - 4x^2}$ 66. $f(x) = \sqrt{9 - 9x^2}$ 67. $f(x) = -\sqrt{64 - 16x^2}$ 68. $f(x) = -\sqrt{4 - 4x^2}$

Applications and Extensions

69. **Semielliptical Arch Bridge** An arch in the shape of the upper half of an ellipse is used to support a bridge that is to span a river 20 meters wide. The center of the arch is 6 meters above the center of the river. See the figure. Find an equation for the ellipse in which the x-axis coincides with the water level and the y-axis passes through the center of the arch.



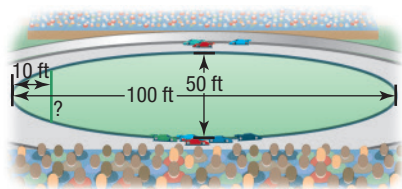
70. **Semielliptical Arch Bridge** The arch of a bridge is a semiellipse with a horizontal major axis. The span is 30 feet,

and the top of the arch is 10 feet above the major axis. The roadway is horizontal and is 2 feet above the top of the arch. Find the vertical distance from the roadway to the arch at 5-foot intervals along the roadway.

71. **Whispering Gallery** A hall 100 feet in length is to be designed as a whispering gallery. If the foci are located 25 feet from the center, how high will the ceiling be at the center?
 72. **Whispering Gallery** Jim, standing at one focus of a whispering gallery, is 6 feet from the nearest wall. His friend is standing at the other focus, 100 feet away. What is the length of this whispering gallery? How high is its elliptical ceiling at the center?
 73. **Semielliptical Arch Bridge** A bridge is built in the shape of a semielliptical arch. The arch has a span of 120 feet and a maximum height of 25 feet. Choose a suitable rectangular coordinate system and find the height of the arch at distances of 10, 30, and 50 feet from the center.

74. Semielliptical Arch Bridge A bridge is to be built in the shape of a semielliptical arch and is to have a span of 100 feet. The height of the arch, at a distance of 40 feet from the center, is to be 10 feet. Find the height of the arch at its center.

75. Racetrack Design Consult the figure. A racetrack is in the shape of an ellipse 100 feet long and 50 feet wide. What is the width 10 feet from a vertex?



76. Semielliptical Arch Bridge An arch for a bridge over a highway is in the form of half an ellipse. The top of the arch is 20 feet above the ground level (the major axis). The highway has four lanes, each 12 feet wide; a center safety strip 8 feet wide; and two side strips, each 4 feet wide. What should the span of the arch be (the length of its major axis) if the height 28 feet from the center is to be 13 feet?

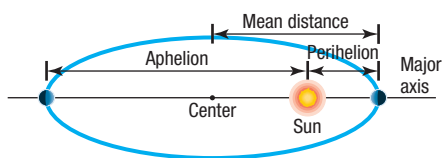
77. Installing a Vent Pipe A homeowner is putting in a fireplace that has a 4-inch-radius vent pipe. He needs to cut an elliptical hole in his roof to accommodate the pipe. If the pitch of his roof is $\frac{5}{4}$ (a rise of 5, run of 4), what are the dimensions of the hole?

Source: www.doe.virginia.gov

78. Volume of a Football A football is in the shape of a **prolate spheroid**, which is simply a solid obtained by rotating an ellipse $\left(\frac{x^2}{a^2} + \frac{y^2}{b^2} = 1\right)$ about its major axis. An inflated NFL football averages 11.125 inches in length and 28.25 inches in center circumference. If the volume of a prolate spheroid is $\frac{4}{3}\pi ab^2$, how much air does the football contain? (Neglect material thickness.)

Source: nfl.com

In Problems 79–83, use the fact that the orbit of a planet about the Sun is an ellipse, with the Sun at one focus. The **aphelion** of a planet is its greatest distance from the Sun, and the **perihelion** is its shortest distance. The **mean distance** of a planet from the Sun is the length of the semimajor axis of the elliptical orbit. See the figure.



79. Earth The mean distance of Earth from the Sun is 93 million miles. If the aphelion of Earth is 94.5 million miles, what is the perihelion? Find an equation for the orbit of Earth around the Sun.

80. Mars The mean distance of Mars from the Sun is 142 million miles. If the perihelion of Mars is 128.5 million miles, what is the aphelion? Find an equation for the orbit of Mars about the Sun.

81. Jupiter The aphelion of Jupiter is 507 million miles. If the distance from the center of its elliptical orbit to the Sun is 23.2 million miles, what is the perihelion? What is the mean distance? Find an equation for the orbit of Jupiter around the Sun.

82. Pluto The perihelion of Pluto is 4551 million miles, and the distance from the center of its elliptical orbit to the Sun is 897.5 million miles. Find the aphelion of Pluto. What is the mean distance of Pluto from the Sun? Find an equation for the orbit of Pluto about the Sun.

83. Elliptical Orbit A planet orbits a star in an elliptical orbit with the star located at one focus. The perihelion of the planet is 5 million miles. The **eccentricity** e of a conic section is $e = \frac{c}{a}$. If the eccentricity of the orbit is 0.75, find the aphelion of the planet.†

84. A rectangle is inscribed in an ellipse with major axis of length 14 meters and minor axis of length 4 meters. Find the maximum area of a rectangle inscribed in the ellipse. Round your answer to two decimal places.†

85. Lithotripsy Extracorporeal shock wave lithotripsy is a procedure that uses shockwaves to fragment kidney stones without the need for surgery. Using an elliptical reflector, a shock wave generator is placed at one focus and the kidney stone is positioned at the other focus. Shock waves pass through a water column and disintegrate the stone, allowing it to be passed out of the body naturally. If the equation of the ellipse formed by the reflector is $\frac{x^2}{324} + \frac{y^2}{100} = 1$, how far from the kidney stone does the shock wave generator need to be placed? (Units are in centimeters.)

86. Elliptical Trainer The pedals of an elliptical exercise machine travel an elliptical path as the user is exercising. If the stride length (length of the major axis) for one machine is 20 inches and the maximum vertical pedal displacement (length of the minor axis) is 9 inches, find the equation of the pedal path, assuming it is centered at the origin.

87. Challenge Problem For the ellipse, $x^2 + 5y^2 = 20$, let V be the vertex with the smaller x -coordinate and let B be the endpoint on the minor axis with the larger y -coordinate. Find the y -coordinate of the point M that is on the line $x + 5 = 0$ and is equidistant from V and B .

88. Challenge Problem Consider the circle $(x - 2)^2 + y^2 = 1$ and the ellipse with vertices at $(2, 0)$ and $(6, 0)$ and one focus at $(4 + \sqrt{3}, 0)$. Find the points of intersection of the circle and the ellipse.†

89. Challenge Problem Show that an equation of the form

$$Ax^2 + Cy^2 + F = 0 \quad A \neq 0, C \neq 0, F \neq 0$$

where A and C are of the same sign and F is of opposite sign,

(a) is the equation of an ellipse with center at $(0, 0)$ if $A \neq C$.

(b) is the equation of a circle with center $(0, 0)$ if $A = C$.

90. Challenge Problem Show that the graph of an equation of the form

$$Ax^2 + Cy^2 + Dx + Ey + F = 0 \quad A \neq 0, C \neq 0$$

where A and C are of the same sign,

(a) is an ellipse if $\frac{D^2}{4A} + \frac{E^2}{4C} - F$ is the same sign as A .

(b) is a point if $\frac{D^2}{4A} + \frac{E^2}{4C} - F = 0$.

(c) contains no points if $\frac{D^2}{4A} + \frac{E^2}{4C} - F$ is of opposite sign to A .

†Courtesy of the Joliet Junior College Mathematics Department

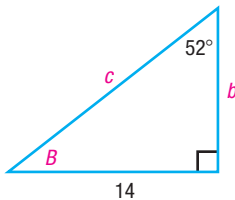
Discussion and Writing

91. The **eccentricity** e of an ellipse is defined as the number $\frac{c}{a}$, where a is the distance of a vertex from the center and c is the distance of a focus from the center. Because $a > c$, it follows that $e < 1$. Write a brief paragraph about the general shape of each of the following ellipses. Be sure to justify your conclusions.
- (a) Eccentricity close to 0 (b) Eccentricity = 0.5 (c) Eccentricity close to 1

Retain Your Knowledge

Problems 92–101 are based on material learned earlier in the course. The purpose of these problems is to keep the material fresh in your mind so that you are better prepared for the final exam.

92. Find the zeros of the quadratic function $f(x) = (x - 5)^2 - 12$. What are the x -intercepts, if any, of the graph of the function?
93. Find the domain of the rational function $f(x) = \frac{2x - 3}{x - 5}$. Find any horizontal, vertical, or oblique asymptotes.
94. Find the work done by a force of 80 pounds acting in the direction of 50° to the horizontal in moving an object 12 feet from $(0, 0)$ to $(12, 0)$. Round to one decimal place.
95. Solve the right triangle shown.



96. Solve $2\sqrt{3}\tan(5x) + 7 = 9$ for $0 \leq x < \frac{\pi}{2}$.
97. What value does $R(x) = \frac{3x^2 + 14x + 8}{x^2 + x - 12}$ approach as $x \rightarrow -4$?
98. Solve $e^{-2x+1} = 8$ rounded to four decimal places.
99. Find the difference quotient of $f(x) = 2x^2 - 7x$ as $h \rightarrow 0$.
100. Solve: $\log_3\left(\frac{x}{2} - 1\right) = 4$
101. Solve: $(x + 3)^2 = 20$

'Are You Prepared?' Answers

1. $\sqrt{13}$ 2. $\frac{9}{4}$ 3. $(-2, 0), (2, 0), (0, -4), (0, 4)$ 4. $(2, 5)$ 5. left; 1; down; 4 6. $(x - 2)^2 + (y + 3)^2 = 1$

10.4 The Hyperbola

PREPARING FOR THIS SECTION Before getting started, review the following:

- Distance Formula (Section 1.1, pp. 3–4)
- Completing the Square (Section A.3, p. A29)
- Intercepts (Section 1.2, pp. 12–13)
- Symmetry (Section 1.2, pp. 13–17)
- Asymptotes (Section 4.3, pp. 201–205)
- Graphing Techniques: Transformations (Section 2.5, pp. 98–107)
- Square Root Method (Section A6, p. A48)

 **Now Work** the 'Are You Prepared?' problems on page 683.

- OBJECTIVES**
- 1 Analyze Hyperbolas with Center at the Origin (p. 674)
 - 2 Find the Asymptotes of a Hyperbola (p. 678)
 - 3 Analyze Hyperbolas with Center at (h, k) (p. 680)
 - 4 Solve Applied Problems Involving Hyperbolas (p. 681)

DEFINITION

A **hyperbola** is the collection of all points in a plane the difference of whose distances from two fixed points, called the **foci**, is a constant.

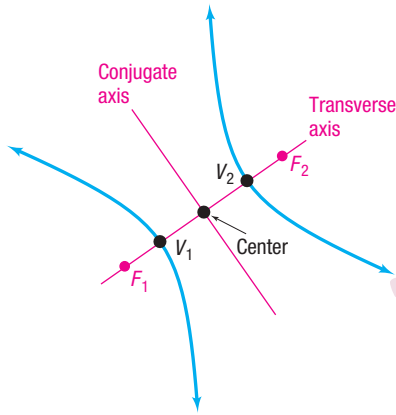


Figure 31 Hyperbola

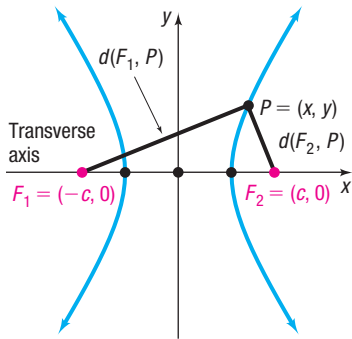
Figure 32
 $d(F_1, P) - d(F_2, P) = \pm 2a$

Figure 31 illustrates a hyperbola with foci F_1 and F_2 . The line containing the foci is called the **transverse axis**. The midpoint of the line segment joining the foci is the **center** of the hyperbola. The line through the center and perpendicular to the transverse axis is the **conjugate axis**. The hyperbola consists of two separate curves, called **branches**, that are symmetric with respect to the transverse axis, conjugate axis, and center. The two points of intersection of the hyperbola and the transverse axis are the **vertices**, V_1 and V_2 , of the hyperbola.

1 Analyze Hyperbolas with Center at the Origin

With these ideas in mind, we are now ready to find the equation of a hyperbola in the rectangular coordinate system. First, place the center at the origin. Next, position the hyperbola so that its transverse axis coincides with a coordinate axis. Suppose that the transverse axis coincides with the x -axis, as shown in Figure 32.

If c is the distance from the center to a focus, one focus will be at $F_1 = (-c, 0)$ and the other at $F_2 = (c, 0)$. Now we let the constant difference of the distances from any point $P = (x, y)$ on the hyperbola to the foci F_1 and F_2 be denoted by $\pm 2a$, where $a > 0$. (If P is on the right branch, the $+$ sign is used; if P is on the left branch, the $-$ sign is used.) The coordinates of P must satisfy the equation

$$d(F_1, P) - d(F_2, P) = \pm 2a$$

Difference of the distances from P to the foci equals $\pm 2a$. Use the Distance Formula.

$$\sqrt{(x+c)^2 + y^2} - \sqrt{(x-c)^2 + y^2} = \pm 2a$$

Use the Distance Formula.

$$\sqrt{(x+c)^2 + y^2} = \pm 2a + \sqrt{(x-c)^2 + y^2}$$

Isolate one radical.

$$(x+c)^2 + y^2 = 4a^2 \pm 4a\sqrt{(x-c)^2 + y^2} + (x-c)^2 + y^2$$

Square both sides.

$$x^2 + 2cx + c^2 + y^2 = 4a^2 \pm 4a\sqrt{(x-c)^2 + y^2} + x^2 - 2cx + c^2 + y^2$$

Multiply.

$$4cx - 4a^2 = \pm 4a\sqrt{(x-c)^2 + y^2}$$

Simplify; isolate the radical.

$$cx - a^2 = \pm a\sqrt{(x-c)^2 + y^2}$$

Divide both sides by 4.

$$(cx - a^2)^2 = a^2[(x-c)^2 + y^2]$$

Square both sides.

$$c^2x^2 - 2ca^2x + a^4 = a^2(x^2 - 2cx + c^2 + y^2)$$

Multiply.

$$c^2x^2 + a^4 = a^2x^2 + a^2c^2 + a^2y^2$$

Distribute and simplify.

$$(c^2 - a^2)x^2 - a^2y^2 = a^2c^2 - a^4$$

Rearrange terms.

$$(c^2 - a^2)x^2 - a^2y^2 = a^2(c^2 - a^2)$$

Factor a^2 on the right side. (1)

To obtain points on the hyperbola off the x -axis, we must have $a < c$. To see why, look again at Figure 32.

$$d(F_1, P) < d(F_2, P) + d(F_1, F_2) \quad \text{Use triangle } F_1PF_2.$$

$$d(F_1, P) - d(F_2, P) < d(F_1, F_2)$$

P is on the right branch, so $d(F_1, P) - d(F_2, P) = 2a$; $d(F_1, F_2) = 2c$.

$$2a < 2c$$

$$a < c$$

Since $a < c$, we also have $a^2 < c^2$, so $c^2 - a^2 > 0$. Let $b^2 = c^2 - a^2$, $b > 0$. Then equation (1) can be written as

$$b^2x^2 - a^2y^2 = a^2b^2$$

$$\frac{x^2}{a^2} - \frac{y^2}{b^2} = 1$$

Divide both sides by a^2b^2 .

To find the vertices of the hyperbola, substitute $y = 0$ in the equation. The vertices satisfy the equation $\frac{x^2}{a^2} = 1$, the solutions of which are $x = \pm a$. Consequently, the

vertices of the hyperbola are $V_1 = (-a, 0)$ and $V_2 = (a, 0)$. Notice that the distance from the center $(0, 0)$ to either vertex is a .

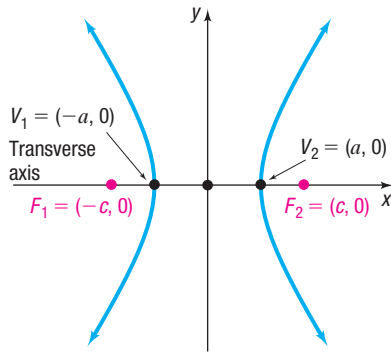


Figure 33

$$\frac{x^2}{a^2} - \frac{y^2}{b^2} = 1, \quad b^2 = c^2 - a^2$$

THEOREM Equation of a Hyperbola: Center at $(0, 0)$; Transverse Axis along the x -Axis

An equation of the hyperbola with center at $(0, 0)$, foci at $(-c, 0)$ and $(c, 0)$, and vertices at $(-a, 0)$ and $(a, 0)$ is

$$\frac{x^2}{a^2} - \frac{y^2}{b^2} = 1 \quad \text{where } b^2 = c^2 - a^2 \quad (2)$$

The transverse axis is the x -axis.

See Figure 33. The hyperbola defined by equation (2) is symmetric with respect to the x -axis, y -axis, and origin. To find the y -intercepts, if any, let $x = 0$ in equation (2). This results in the equation $\frac{y^2}{b^2} = -1$, which has no real solution, so the hyperbola defined by equation (2) has no y -intercepts. In fact, since $\frac{x^2}{a^2} - 1 = \frac{y^2}{b^2} \geq 0$, it follows that $\frac{x^2}{a^2} \geq 1$. There are no points on the graph for $-a < x < a$.

EXAMPLE 1

Finding and Graphing an Equation of a Hyperbola

Find an equation of the hyperbola with center at the origin, one focus at $(3, 0)$ and one vertex at $(-2, 0)$. Graph the equation.

Solution

The hyperbola has its center at the origin. Plot the center, focus, and vertex. Since they all lie on the x -axis, the transverse axis coincides with the x -axis. One focus is at $(c, 0) = (3, 0)$, so $c = 3$. One vertex is at $(-a, 0) = (-2, 0)$, so $a = 2$. From equation (2), it follows that $b^2 = c^2 - a^2 = 9 - 4 = 5$, so an equation of the hyperbola is

$$\frac{x^2}{4} - \frac{y^2}{5} = 1$$

To graph a hyperbola, it is helpful to locate and plot other points on the graph. For example, to find the points above and below the foci, let $x = \pm 3$. Then

$$\begin{aligned} \frac{x^2}{4} - \frac{y^2}{5} &= 1 \\ \frac{(\pm 3)^2}{4} - \frac{y^2}{5} &= 1 & x = \pm 3 \\ \frac{9}{4} - \frac{y^2}{5} &= 1 \\ \frac{y^2}{5} &= \frac{5}{4} \\ y^2 &= \frac{25}{4} \\ y &= \pm \frac{5}{2} \end{aligned}$$

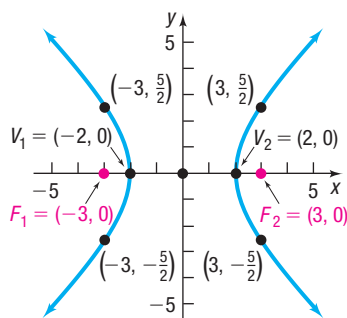



Figure 34 $\frac{x^2}{4} - \frac{y^2}{5} = 1$

The points above and below the foci are $(\pm 3, \frac{5}{2})$ and $(\pm 3, -\frac{5}{2})$. These points determine the “opening” of the hyperbola. See Figure 34.

 **COMMENT** To graph the hyperbola $\frac{x^2}{4} - \frac{y^2}{5} = 1$, graph the two functions $y_1 = \sqrt{5}\sqrt{\frac{x^2}{4} - 1}$ and $y_2 = -\sqrt{5}\sqrt{\frac{x^2}{4} - 1}$. Do this and compare the result with Figure 34. ■

 **Now Work** PROBLEM 19

For the next two examples, the direction “**Analyze the equation**” means to find the center, transverse axis, vertices, and foci of the hyperbola and graph it.

EXAMPLE 2

Analyzing the Equation of a Hyperbola

Analyze the equation $\frac{x^2}{16} - \frac{y^2}{4} = 1$.

Solution

The equation is of the form of equation (2), with $a^2 = 16$ and $b^2 = 4$. The graph of the equation is a hyperbola with center at $(0, 0)$ and transverse axis along the x -axis. Also, $c^2 = a^2 + b^2 = 16 + 4 = 20$. The vertices are at $(\pm a, 0) = (\pm 4, 0)$, and the foci are at $(\pm c, 0) = (\pm 2\sqrt{5}, 0)$.

To locate the points on the graph above and below the foci, let $x = \pm 2\sqrt{5}$ in the equation. Then

$$\begin{aligned} \frac{x^2}{16} - \frac{y^2}{4} &= 1 \\ \frac{(\pm 2\sqrt{5})^2}{16} - \frac{y^2}{4} &= 1 & x = \pm 2\sqrt{5} \\ \frac{20}{16} - \frac{y^2}{4} &= 1 \\ \frac{5}{4} - \frac{y^2}{4} &= 1 \\ \frac{y^2}{4} &= \frac{1}{4} \\ y &= \pm 1 \end{aligned}$$

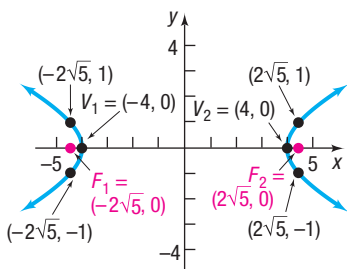




Figure 35 $\frac{x^2}{16} - \frac{y^2}{4} = 1$

The points above and below the foci are $(\pm 2\sqrt{5}, 1)$ and $(\pm 2\sqrt{5}, -1)$. See Figure 35. 

THEOREM Equation of a Hyperbola: Center at $(0, 0)$; Transverse Axis along the y -Axis

An equation of the hyperbola with center at $(0, 0)$, foci at $(0, -c)$ and $(0, c)$, and vertices at $(0, -a)$ and $(0, a)$ is

$$\frac{y^2}{a^2} - \frac{x^2}{b^2} = 1 \quad \text{where } b^2 = c^2 - a^2 \quad (3)$$

The transverse axis is the y -axis. 

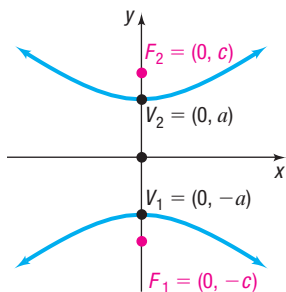


Figure 36
 $\frac{y^2}{a^2} - \frac{x^2}{b^2} = 1, b^2 = c^2 - a^2$

Figure 36 shows the graph of a typical hyperbola defined by equation (3). Let's compare equations (2) and (3).

An equation of the form of equation (2), $\frac{x^2}{a^2} - \frac{y^2}{b^2} = 1$, is the equation of a hyperbola with center at the origin, foci on the x -axis at $(-c, 0)$ and $(c, 0)$, where $b^2 = c^2 - a^2$, and transverse axis along the x -axis.

An equation of the form of equation (3), $\frac{y^2}{a^2} - \frac{x^2}{b^2} = 1$, is the equation of a hyperbola with center at the origin, foci on the y -axis at $(0, -c)$ and $(0, c)$, where $b^2 = c^2 - a^2$, and transverse axis along the y -axis.

Notice the difference in the forms of equations (2) and (3). When the y^2 -term is subtracted from the x^2 -term, the transverse axis is along the x -axis. When the x^2 -term is subtracted from the y^2 -term, the transverse axis is along the y -axis.

EXAMPLE 3**Analyzing the Equation of a Hyperbola**

Analyze the equation $4y^2 - x^2 = 4$.

Solution

To put the equation in proper form, divide both sides by 4:

$$y^2 - \frac{x^2}{4} = 1$$

Since the x^2 -term is subtracted from the y^2 -term, the equation is that of a hyperbola with center at the origin and transverse axis along the y -axis. Also, comparing the equation to equation (3), note that $a^2 = 1$, $b^2 = 4$, and $c^2 = a^2 + b^2 = 5$. The vertices are at $(0, \pm a) = (0, \pm 1)$, and the foci are at $(0, \pm c) = (0, \pm \sqrt{5})$.

To locate points on the graph to the left and right of the foci, let $y = \pm \sqrt{5}$ in the equation. Then

$$\begin{aligned} 4y^2 - x^2 &= 4 \\ 4(\pm\sqrt{5})^2 - x^2 &= 4 & y = \pm\sqrt{5} \\ 20 - x^2 &= 4 \\ x^2 &= 16 \\ x &= \pm 4 \end{aligned}$$

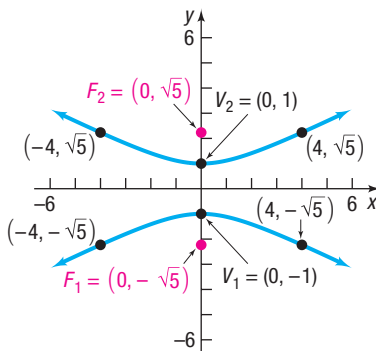


Figure 37 $4y^2 - x^2 = 4$

Four other points on the graph are $(\pm 4, \sqrt{5})$ and $(\pm 4, -\sqrt{5})$. See Figure 37.

EXAMPLE 4**Finding an Equation of a Hyperbola**

Find an equation of the hyperbola that has one vertex at $(0, 2)$ and foci at $(0, -3)$ and $(0, 3)$. Graph the equation.

Solution

Since the foci are at $(0, -3)$ and $(0, 3)$, the center of the hyperbola, which is at their midpoint, is the origin. Also, the transverse axis is along the y -axis. This information tells us that $c = 3$, $a = 2$, and $b^2 = c^2 - a^2 = 9 - 4 = 5$. The form of the equation of the hyperbola is given by equation (3):

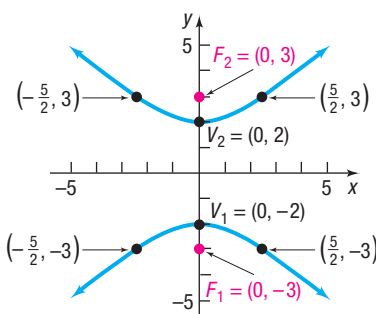


Figure 38 $\frac{y^2}{4} - \frac{x^2}{5} = 1$

$$\frac{y^2}{a^2} - \frac{x^2}{b^2} = 1$$

$$\frac{y^2}{4} - \frac{x^2}{5} = 1$$

Let $y = \pm 3$ to obtain points on the graph on either side of each focus. See Figure 38.

Look at the equations of the hyperbolas in Examples 2 and 4. For the hyperbola in Example 2, $a^2 = 16$ and $b^2 = 4$, so $a > b$; for the hyperbola in Example 4, $a^2 = 4$ and $b^2 = 5$, so $a < b$. This indicates that for hyperbolas, there are no requirements involving the relative sizes of a and b . Contrast this situation to the case of an ellipse, in which the relative sizes of a and b dictate which axis is the major axis. Hyperbolas have another feature to distinguish them from ellipses and parabolas: hyperbolas have asymptotes.

2 Find the Asymptotes of a Hyperbola

Recall from Section 4.3 that a horizontal or oblique asymptote of a graph is a line with the property that the distance from the line to points on the graph approaches 0 as $x \rightarrow -\infty$ or as $x \rightarrow \infty$. Asymptotes provide information about the end behavior of the graph of a hyperbola.

THEOREM Asymptotes of a Hyperbola; Transverse Axis along the x -Axis

The hyperbola $\frac{x^2}{a^2} - \frac{y^2}{b^2} = 1$ has the two oblique asymptotes

$$y = \frac{b}{a}x \quad \text{and} \quad y = -\frac{b}{a}x \quad (4)$$

Proof Begin by solving for y in the equation of the hyperbola.

$$\begin{aligned} \frac{x^2}{a^2} - \frac{y^2}{b^2} &= 1 \\ \frac{y^2}{b^2} &= \frac{x^2}{a^2} - 1 \\ y^2 &= b^2 \left(\frac{x^2}{a^2} - 1 \right) \end{aligned}$$

Since $x \neq 0$, the right side can be factored and rewritten as

$$\begin{aligned} y^2 &= \frac{b^2 x^2}{a^2} \left(1 - \frac{a^2}{x^2} \right) \\ y &= \pm \frac{bx}{a} \sqrt{1 - \frac{a^2}{x^2}} \end{aligned}$$

Now, as $x \rightarrow -\infty$ or as $x \rightarrow \infty$, the term $\frac{a^2}{x^2}$ approaches 0, so the expression under the radical approaches 1. So as $x \rightarrow -\infty$ or as $x \rightarrow \infty$, the value of y approaches $\pm \frac{bx}{a}$; that is, the graph of the hyperbola approaches the lines

$$y = -\frac{b}{a}x \quad \text{and} \quad y = \frac{b}{a}x$$

These lines are oblique asymptotes of the hyperbola. ■

The asymptotes of a hyperbola are not part of the hyperbola, but they serve as a guide for graphing the hyperbola. For example, suppose that we want to graph the equation

$$\frac{x^2}{a^2} - \frac{y^2}{b^2} = 1$$

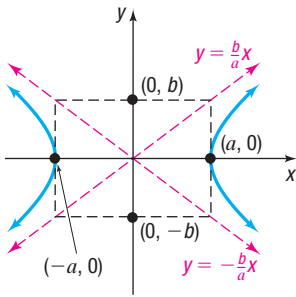


Figure 39 $\frac{x^2}{a^2} - \frac{y^2}{b^2} = 1$

Begin by plotting the vertices $(-a, 0)$ and $(a, 0)$. Then plot the points $(0, -b)$ and $(0, b)$ and use these four points to construct a rectangle, as shown in Figure 39. The diagonals of this rectangle have slopes $\frac{b}{a}$ and $-\frac{b}{a}$, and their extensions are the asymptotes of the hyperbola, $y = \frac{b}{a}x$ and $y = -\frac{b}{a}x$. If we graph the asymptotes, we can use them to establish the “opening” of the hyperbola and avoid plotting other points.

THEOREM Asymptotes of a Hyperbola; Transverse Axis along the y-Axis

The hyperbola $\frac{y^2}{a^2} - \frac{x^2}{b^2} = 1$ has the two oblique asymptotes

$$y = \frac{a}{b}x \quad \text{and} \quad y = -\frac{a}{b}x \quad (5)$$

You are asked to prove this result in Problem 86.

For the remainder of this section, the direction “**Analyze the equation**” means to find the center, transverse axis, vertices, foci, and asymptotes of the hyperbola and graph it.

EXAMPLE 5

Analyzing the Equation of a Hyperbola

Analyze the equation $\frac{y^2}{4} - x^2 = 1$.

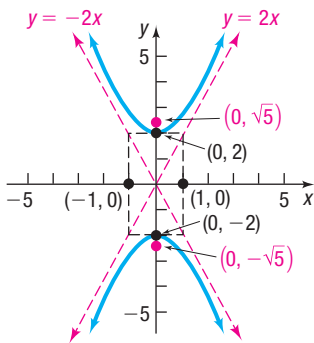


Figure 40 $\frac{y^2}{4} - x^2 = 1$

Solution Since the x^2 -term is subtracted from the y^2 -term, the equation is of the form of equation (3) and is a hyperbola with center at the origin and transverse axis along the y -axis. Comparing the equation to equation (3), note that $a^2 = 4$, $b^2 = 1$, and $c^2 = a^2 + b^2 = 5$. The vertices are at $(0, \pm a) = (0, \pm 2)$, and the foci are at $(0, \pm c) = (0, \pm \sqrt{5})$. Using equation (5) with $a = 2$ and $b = 1$, the asymptotes are the lines $y = \frac{a}{b}x = 2x$ and $y = -\frac{a}{b}x = -2x$. Form the rectangle containing the points $(0, \pm a) = (0, \pm 2)$ and $(\pm b, 0) = (\pm 1, 0)$. The extensions of the diagonals of the rectangle are the asymptotes. Now graph the asymptotes and the hyperbola. See Figure 40.

EXAMPLE 6

Analyzing the Equation of a Hyperbola

Analyze the equation $9x^2 - 4y^2 = 36$.

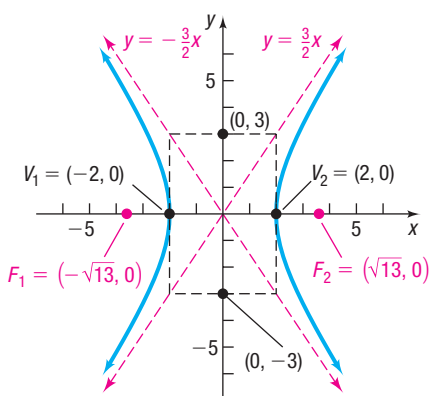
Solution

Divide both sides of the equation by 36 to put the equation in proper form.

$$\frac{x^2}{4} - \frac{y^2}{9} = 1$$

The center of the hyperbola is the origin. Since the y^2 -term is subtracted from the x^2 -term, the transverse axis is along the x -axis, and the vertices and foci will lie on the x -axis. Using equation (2), note that $a^2 = 4$, $b^2 = 9$, and $c^2 = a^2 + b^2 = 13$. The vertices are $a = 2$ units left and right of the center at $(\pm a, 0) = (\pm 2, 0)$, the foci

(continued)

Figure 41 $9x^2 - 4y^2 = 36$

are $c = \sqrt{13}$ units left and right of the center at $(\pm c, 0) = (\pm\sqrt{13}, 0)$, and the asymptotes have the equations

$$y = \frac{b}{a}x = \frac{3}{2}x \quad \text{and} \quad y = -\frac{b}{a}x = -\frac{3}{2}x$$

To graph the hyperbola, form the rectangle containing the points $(\pm a, 0)$ and $(0, \pm b)$, that is, $(-2, 0)$, $(2, 0)$, $(0, -3)$, and $(0, 3)$. The extensions of the diagonals of the rectangle are the asymptotes. See Figure 41 for the graph.

 **Now Work** PROBLEM 31

3 Analyze Hyperbolas with Center at (h, k)

If a hyperbola with center at the origin and transverse axis coinciding with a coordinate axis is shifted horizontally h units and then vertically k units, the result is a hyperbola with center at (h, k) and transverse axis parallel to a coordinate axis. The equations of such hyperbolas have the same forms as those given in equations (2) and (3), except that x is replaced by $x - h$ (the horizontal shift) and y is replaced by $y - k$ (the vertical shift). Table 4 gives the forms of the equations of such hyperbolas. See Figure 42 for typical graphs.

Table 4

Equations of a Hyperbola: Center at (h, k) ; Transverse Axis Parallel to a Coordinate Axis						
Center	Transverse Axis	Foci	Vertices	Equation	Asymptotes	
(h, k)	Parallel to the x -axis	$(h \pm c, k)$	$(h \pm a, k)$	$\frac{(x-h)^2}{a^2} - \frac{(y-k)^2}{b^2} = 1, b^2 = c^2 - a^2$	$y - k = \pm \frac{b}{a}(x - h)$	
(h, k)	Parallel to the y -axis	$(h, k \pm c)$	$(h, k \pm a)$	$\frac{(y-k)^2}{a^2} - \frac{(x-h)^2}{b^2} = 1, b^2 = c^2 - a^2$	$y - k = \pm \frac{a}{b}(x - h)$	

NOTE Rather than memorize Table 4, use transformations (shift horizontally h units, vertically k units), along with the facts that a represents the distance from the center to the vertices, c represents the distance from the center to the foci, and $b^2 = c^2 - a^2$. ■

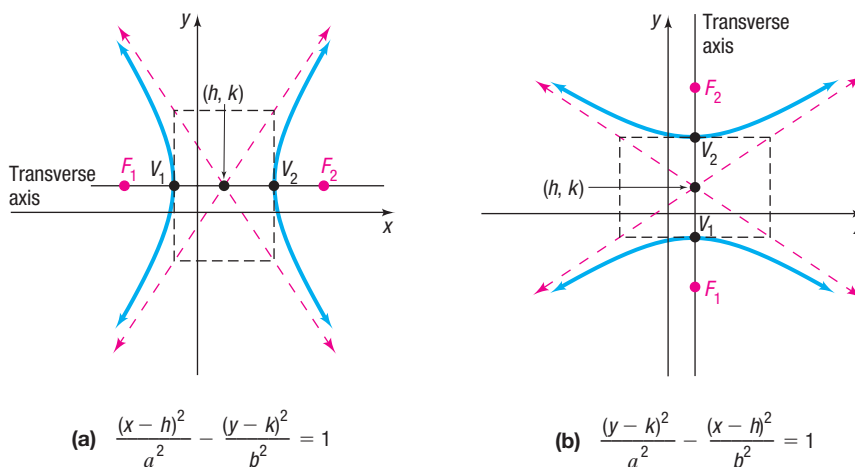


Figure 42

(a) $\frac{(x-h)^2}{a^2} - \frac{(y-k)^2}{b^2} = 1$

(b) $\frac{(y-k)^2}{a^2} - \frac{(x-h)^2}{b^2} = 1$

EXAMPLE 7

Finding an Equation of a Hyperbola, Center Not at the Origin

Find an equation for the hyperbola with center at $(1, -2)$, one focus at $(4, -2)$, and one vertex at $(3, -2)$. Graph the equation.

Solution

The center is at $(h, k) = (1, -2)$, so $h = 1$ and $k = -2$. Since the center, focus, and vertex all lie on the line $y = -2$, the transverse axis is parallel to the x -axis. The distance from the center $(1, -2)$ to the focus $(4, -2)$ is $c = 3$; the distance from the center $(1, -2)$ to the vertex $(3, -2)$ is $a = 2$. Then $b^2 = c^2 - a^2 = 9 - 4 = 5$.

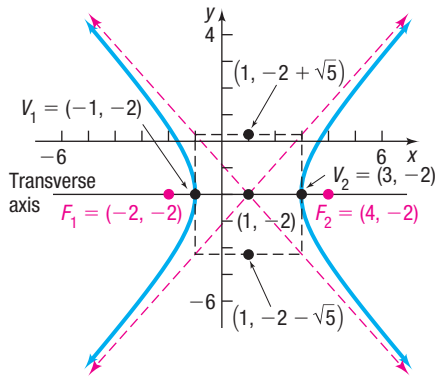


Figure 43 $\frac{(x-1)^2}{4} - \frac{(y+2)^2}{5} = 1$

The equation of the hyperbola is

$$\frac{(x-h)^2}{a^2} - \frac{(y-k)^2}{b^2} = 1$$

$$\frac{(x-1)^2}{4} - \frac{(y+2)^2}{5} = 1$$

Form the rectangle containing the vertices: $(-1, -2)$, $(3, -2)$, and the points $(h, k \pm b)$: $(1, -2 - \sqrt{5})$, $(1, -2 + \sqrt{5})$. Extend the diagonals of the rectangle to obtain the asymptotes. See Figure 43.

Now Work PROBLEM 41

EXAMPLE 8

Analyzing the Equation of a Hyperbola

Analyze the equation $-x^2 + 4y^2 - 2x - 16y + 11 = 0$.

Solution

Complete the squares in x and in y .

$$-x^2 + 4y^2 - 2x - 16y + 11 = 0$$

$$-(x^2 + 2x) + 4(y^2 - 4y) = -11$$

Group terms.

$$-(x^2 + 2x + 1) + 4(y^2 - 4y + 4) = -11 - 1 + 16$$

Complete each square.

$$-(x+1)^2 + 4(y-2)^2 = 4$$

Factor.

$$(y-2)^2 - \frac{(x+1)^2}{4} = 1$$

Divide both sides by 4.

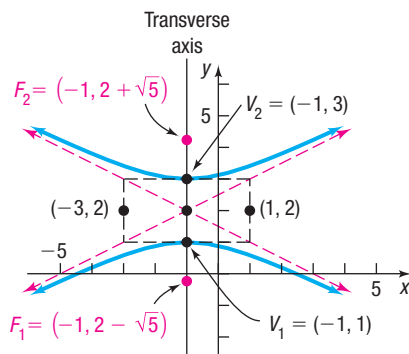


Figure 44 $-x^2 + 4y^2 - 2x - 16y + 11 = 0$

This is the equation of a hyperbola with center at $(-1, 2)$ and transverse axis parallel to the y -axis. Also, $a^2 = 1$ and $b^2 = 4$, so $c^2 = a^2 + b^2 = 5$. Since the transverse axis is parallel to the y -axis, the vertices and foci are located a and c units above and below the center, respectively. The vertices are at $(h, k \pm a) = (-1, 2 \pm 1)$, or $(-1, 1)$ and $(-1, 3)$. The foci are at $(h, k \pm c) = (-1, 2 \pm \sqrt{5})$. The asymptotes are $y - 2 = \frac{1}{2}(x + 1)$ and $y - 2 = -\frac{1}{2}(x + 1)$. Figure 44 shows the graph.

Now Work PROBLEM 55

4 Solve Applied Problems Involving Hyperbolas

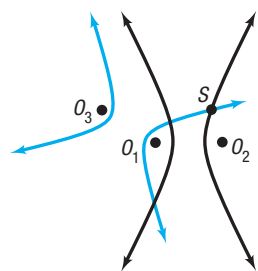


Figure 45

Look at Figure 45. Suppose that three microphones are located at points O_1 , O_2 , and O_3 (the foci of the two hyperbolas). In addition, suppose that a gun is fired at S and the microphone at O_1 records the gunshot 1 second after the microphone at O_2 . Because sound travels at about 1100 feet per second, we conclude that the microphone at O_1 is 1100 feet farther from the gunshot than O_2 . This situation is modeled by placing S on a branch of a hyperbola with foci at O_1 and O_2 . (Do you see why? The difference of the distances from S to O_1 and from S to O_2 is the constant 1100.) If the third microphone at O_3 records the gunshot 2 seconds after O_1 , then S lies on a branch of a second hyperbola with foci at O_1 and O_3 . In this case, the constant difference will be 2200. The intersection of the two hyperbolas identifies the location of S .

EXAMPLE 9

Lightning Strikes

Suppose that two people standing 1 mile apart both see a flash of lightning. After a period of time, the person standing at point A hears the thunder. One second later, the person standing at point B hears the thunder. If the person at B is due west of the person standing at A and the lightning strike is known to occur due north of the person standing at A , where did the lightning strike occur?

Solution

See Figure 46, where the point (x, y) represents the location of the lightning strike. Sound travels at 1100 feet per second, so the person at point A is 1100 feet closer to the lightning strike than the person at point B . Since the difference of the distance from (x, y) to B and the distance from (x, y) to A is the constant 1100, the point (x, y) lies on a hyperbola whose foci are at A and B .

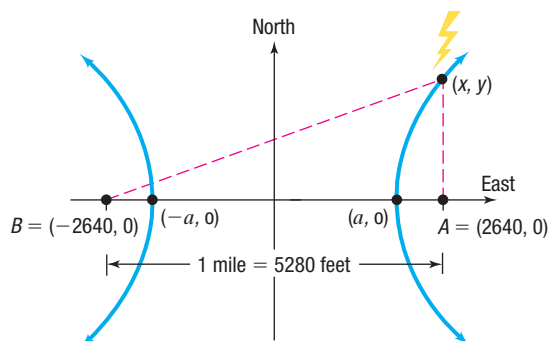


Figure 46 Lightning strike model

An equation of the hyperbola is

$$\frac{x^2}{a^2} - \frac{y^2}{b^2} = 1$$

where $2a = 1100$, or $a = 550$.

Because the distance between the two people is 1 mile (5280 feet) and each person is at a focus of the hyperbola, then

$$\begin{aligned} 2c &= 5280 \\ c &= \frac{5280}{2} = 2640 \end{aligned}$$

Since $b^2 = c^2 - a^2 = 2640^2 - 550^2 = 6,667,100$, the equation of the hyperbola that describes the location of the lightning strike is

$$\frac{x^2}{550^2} - \frac{y^2}{6,667,100} = 1$$

Refer to Figure 46. Since the lightning strike occurred due north of the individual at the point $A = (2640, 0)$, let $x = 2640$ and solve the resulting equation.

$$\begin{aligned} \frac{2640^2}{550^2} - \frac{y^2}{6,667,100} &= 1 && x = 2640 \\ -\frac{y^2}{6,667,100} &= -22.04 && \text{Subtract } \frac{2640^2}{550^2} \text{ from both sides.} \\ y^2 &= 146,942,884 && \text{Multiply both sides by } -6,667,100. \\ y &= 12,122 && y > 0 \text{ since the lightning strike} \\ &&& \text{occurred in quadrant I.} \end{aligned}$$

The lightning strike occurred 12,122 feet north of the person standing at point A .

✓Check: The difference between the distance from $(2640, 12122)$ to the person at the point $B = (-2640, 0)$ and the distance from $(2640, 12122)$ to the person at the point $A = (2640, 0)$ should be 1100. Using the distance formula, the difference of the distances is

$$\sqrt{[2640 - (-2640)]^2 + (12,122 - 0)^2} - \sqrt{(2640 - 2640)^2 + (12,122 - 0)^2} = 1100$$

as required.

10.4 Assess Your Understanding

'Are You Prepared?' Answers are given at the end of these exercises. If you get a wrong answer, read the pages listed in red.

- The distance d from $P_1 = (3, -4)$ to $P_2 = (-2, 1)$ is $d = \underline{\hspace{2cm}}$. (pp. 3–4)
- To complete the square of $x^2 + 5x$, add $\underline{\hspace{2cm}}$. (p. A29)
- Find the intercepts of the equation $y^2 = 9 + 4x^2$. (pp. 12–13)
- True or False** The equation $y^2 = 9 + x^2$ is symmetric with respect to the x -axis, the y -axis, and the origin. (pp. 13–17)
- To graph $y = (x - 5)^3 - 4$, shift the graph of $y = x^3$ to the $\underline{\hspace{2cm}}$ unit(s) and then $\underline{\hspace{2cm}}$ unit(s). (left/right) (up/down) (pp. 98–102)
- Find the vertical asymptotes, if any, and the horizontal or oblique asymptote, if any, of $y = \frac{x^2 - 9}{x^2 - 4}$. (pp. 201–205)

Concepts and Vocabulary

- A(n) $\underline{\hspace{2cm}}$ is the collection of points in a plane, the difference of whose distances from two fixed points is a constant.
- For a hyperbola, the foci lie on a line called the $\underline{\hspace{2cm}}$.

Answer Problems 9–11 using the figure to the right.

9. Multiple Choice The equation of the hyperbola is of the form

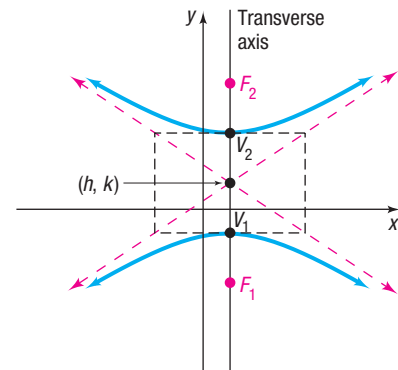
$$\begin{array}{ll} \text{(a)} \frac{(x-h)^2}{a^2} - \frac{(y-k)^2}{b^2} = 1 & \text{(b)} \frac{(y-k)^2}{a^2} - \frac{(x-h)^2}{b^2} = 1 \\ \text{(c)} \frac{(x-h)^2}{a^2} + \frac{(y-k)^2}{b^2} = 1 & \text{(d)} \frac{(x-h)^2}{b^2} + \frac{(y-k)^2}{a^2} = 1 \end{array}$$

- If the center of the hyperbola is $(2, 1)$ and $a = 3$, then the coordinates of the vertices are $\underline{\hspace{2cm}}$ and $\underline{\hspace{2cm}}$.
- If the center of the hyperbola is $(2, 1)$ and $c = 5$, then the coordinates of the foci are $\underline{\hspace{2cm}}$ and $\underline{\hspace{2cm}}$.

12. Multiple Choice In a hyperbola, if $a = 3$ and $c = 5$, then $b = \underline{\hspace{2cm}}$.

(a) 1 (b) 2 (c) 4 (d) 8

14. For the hyperbola $\frac{y^2}{16} - \frac{x^2}{81} = 1$, the asymptotes are $\underline{\hspace{2cm}}$ and $\underline{\hspace{2cm}}$.



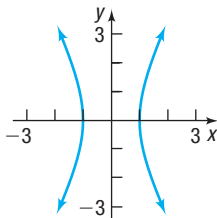
13. For the hyperbola $\frac{x^2}{4} - \frac{y^2}{9} = 1$, the value of a is $\underline{\hspace{2cm}}$, the value of b is $\underline{\hspace{2cm}}$, and the transverse axis is the $\underline{\hspace{2cm}}$ -axis.

Skill Building

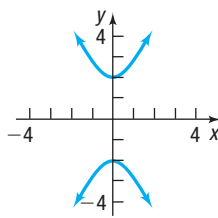
In Problems 15–18, the graph of a hyperbola is given. Match each graph to its equation.

(A) $\frac{x^2}{4} - y^2 = 1$ (B) $x^2 - \frac{y^2}{4} = 1$ (C) $\frac{y^2}{4} - x^2 = 1$ (D) $y^2 - \frac{x^2}{4} = 1$

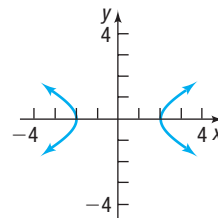
15.



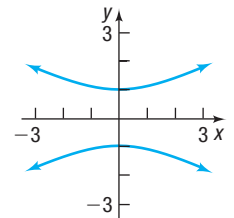
16.



17.



18.




In Problems 19–28, find an equation for the hyperbola described. Graph the equation.

- Center at $(0, 0)$; focus at $(3, 0)$; vertex at $(1, 0)$
- Center at $(0, 0)$; focus at $(0, -6)$; vertex at $(0, 4)$
- Foci at $(-5, 0)$ and $(5, 0)$; vertex at $(3, 0)$
- Vertices at $(0, -6)$ and $(0, 6)$; asymptote the line $y = 2x$
- Foci at $(-4, 0)$ and $(4, 0)$; asymptote the line $y = -x$
- Center at $(0, 0)$; focus at $(0, 5)$; vertex at $(0, 3)$
- Center at $(0, 0)$; focus at $(-3, 0)$; vertex at $(2, 0)$
- Focus at $(0, 6)$; vertices at $(0, -2)$ and $(0, 2)$
- Vertices at $(-4, 0)$ and $(4, 0)$; asymptote the line $y = 2x$
- Foci at $(0, -2)$ and $(0, 2)$; asymptote the line $y = -x$

In Problems 29–36, find the center, transverse axis, vertices, foci, and asymptotes. Graph each equation.

29. $\frac{x^2}{25} - \frac{y^2}{9} = 1$

30. $\frac{y^2}{16} - \frac{x^2}{4} = 1$

 31. $4x^2 - y^2 = 16$

32. $4y^2 - x^2 = 16$

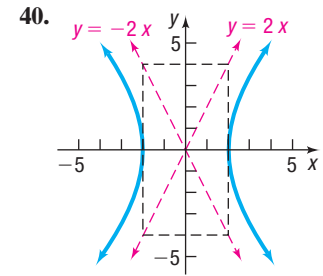
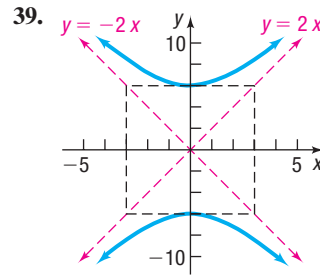
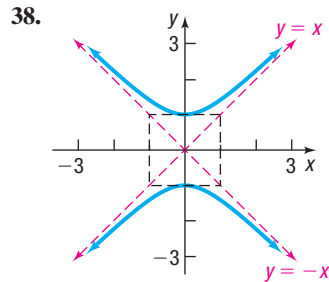
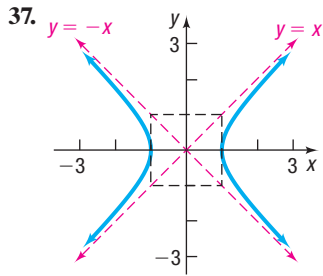
33. $y^2 - 9x^2 = 9$

34. $x^2 - y^2 = 4$


35. $y^2 - x^2 = 25$

36. $2x^2 - y^2 = 4$

In Problems 37–40, find an equation for each hyperbola.



In Problems 41–48, find an equation for the hyperbola described. Graph the equation.

 41. Center at (4, -1); focus at (7, -1); vertex at (6, -1)

42. Center at (-3, 1); focus at (-3, 6); vertex at (-3, 4)

43. Center at (-3, -4); focus at (-3, -8); vertex at (-3, -2)

44. Center at (1, 4); focus at (-2, 4); vertex at (0, 4)

45. Foci at (3, 7) and (7, 7); vertex at (6, 7)

46. Focus at (-4, 0); vertices at (-4, 4) and (-4, 2)

47. Vertices at (-1, -1) and (3, -1);

48. Vertices at (1, -3) and (1, 1);

asymptote the line $y + 1 = \frac{3}{2}(x - 1)$

asymptote the line $y + 1 = \frac{3}{2}(x - 1)$

In Problems 49–62, find the center, transverse axis, vertices, foci, and asymptotes. Graph each equation.

49. $\frac{(x - 2)^2}{4} - \frac{(y + 3)^2}{9} = 1$


50. $\frac{(y + 3)^2}{4} - \frac{(x - 2)^2}{9} = 1$

51. $(y - 2)^2 - 4(x + 2)^2 = 4$

52. $(x + 4)^2 - 9(y - 3)^2 = 9$

53. $(x + 1)^2 - (y + 2)^2 = 4$

54. $(y - 3)^2 - (x + 2)^2 = 4$

 55. $x^2 - y^2 - 2x - 2y - 1 = 0$

56. $y^2 - x^2 - 4y + 4x - 1 = 0$

57. $y^2 - 4x^2 - 4y - 8x - 4 = 0$

58. $2x^2 - y^2 + 4x + 4y - 4 = 0$

59. $4x^2 - y^2 - 24x - 4y + 16 = 0$

60. $2y^2 - x^2 + 2x + 8y + 3 = 0$

61. $y^2 - 4x^2 - 16x - 2y - 19 = 0$

62. $x^2 - 3y^2 + 8x - 6y + 4 = 0$

In Problems 63–66, graph each function. Be sure to label any intercepts. [Hint: Notice that each function is half a hyperbola.]

63. $f(x) = \sqrt{16 + 4x^2}$

64. $f(x) = -\sqrt{9 + 9x^2}$

65. $f(x) = -\sqrt{-25 + x^2}$

66. $f(x) = \sqrt{-1 + x^2}$

Mixed Practice In Problems 67–74, analyze each equation.

67. $\frac{(x - 3)^2}{4} - \frac{y^2}{25} = 1$

68. $\frac{(y + 2)^2}{16} - \frac{(x - 2)^2}{4} = 1$

69. $x^2 = 16(y - 3)$

70. $y^2 = -12(x + 1)$


71. $25x^2 + 9y^2 - 250x + 400 = 0$

72. $x^2 + 36y^2 - 2x + 288y + 541 = 0$

73. $x^2 - 6x - 8y - 31 = 0$

74. $9x^2 - y^2 - 18x - 8y - 88 = 0$

Applications and Extensions

 75. **Fireworks Display** Suppose that two people standing 2 miles apart both see the burst from a fireworks display. After a period of time the first person, standing at point A, hears the burst. One second later the second person, standing at point B, hears the burst. If the person at point B is due west of the person at point A, and if the display is known to occur due north of the person at point A, where did the fireworks display occur?

76. **Lightning Strikes** Suppose that two people standing 1 mile apart both see a flash of lightning. After a period of time the first person, standing at point A, hears the thunder. Two seconds later the second person, standing at point B,

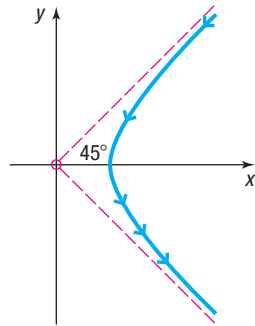
hears the thunder. If the person at point B is due west of the person at point A, and if the lightning strike is known to occur due north of the person standing at point A, where did the lightning strike occur?

77. **Nuclear Power Plant** Some nuclear power plants utilize “natural draft” cooling towers in the shape of a **hyperboloid**, a solid obtained by rotating a hyperbola about its conjugate axis. Suppose that such a cooling tower has a base diameter of 400 feet, and the diameter at its narrowest point, 360 feet above the ground, is 200 feet. If the diameter at the top of the tower is 300 feet, how tall is the tower?

Source: Bay Area Air Quality Management District

78. An Explosion Two recording devices are set 2400 feet apart, with the device at point A to the west of the device at point B . At a point between the devices 300 feet from point B , a small amount of explosive is detonated. The recording devices record the time until the sound reaches each. How far directly north of point B should a second explosion be done so that the measured time difference recorded by the devices is the same as that for the first detonation?

79. Rutherford's Experiment In May 1911, Ernest Rutherford published a paper in *Philosophical Magazine*. In this article, he described the motion of alpha particles as they are shot at a piece of gold foil 0.00004 cm thick. Before conducting this experiment, Rutherford expected that the alpha particles would shoot through the foil just as a bullet would shoot through snow. Instead, a small fraction of the alpha particles bounced off the foil. This led to the conclusion that the nucleus of an atom is dense, while the remainder of the atom is sparse. Only the density of the nucleus could cause the alpha particles to deviate from their path. The figure shows a diagram from Rutherford's paper that indicates that the deflected alpha particles follow the path of one branch of a hyperbola.




- (a) Find an equation of the asymptotes under this scenario.
 (b) If the vertex of the path of the alpha particles is 10 cm from the center of the hyperbola, find a model that describes the path of the particle.

80. Hyperbolic Mirrors Hyperbolas have interesting reflective properties that make them useful for lenses and mirrors. For example, if a ray of light strikes a convex hyperbolic mirror on a line that would (theoretically) pass through its rear focus, it is reflected through the front focus. This property, and that of the parabola, were used to develop the *Cassegrain* telescope in 1672. The focus of the parabolic mirror and the rear focus of the hyperbolic mirror are the same point. The rays are collected by the parabolic mirror, then reflected toward the (common) focus, and thus are reflected by the hyperbolic mirror through the opening to its front focus, where the eyepiece is located. If the equation of the hyperbola is $\frac{y^2}{9} - \frac{x^2}{16} = 1$ and the focal length (distance from the vertex to the focus) of the parabola is 6, find the equation of the parabola.

Source: www.enchantedlearning.com

81. Lamp Shadow The light from a lamp creates a shadow on a wall with a hyperbolic border. Find the equation of the border if the distance between the vertices is 18 inches and the foci are 4 inches from the vertices. Assume the center of the hyperbola is at the origin.



82. Sonic Boom Aircraft such as fighter jets routinely go supersonic (faster than the speed of sound). An aircraft moving faster than the speed of sound produces a cone-shaped shock wave that “booms” as it trails the vehicle. The wave intersects the ground in the shape of one half of a hyperbola and the area over which the “boom” is audible is called the “boom carpet.” If an aircraft creates a shock wave that intersects the ground in the shape of the hyperbola $\frac{x^2}{484} - \frac{y^2}{100} = 1$ (units in miles), how wide is the “boom carpet” 32 miles behind the aircraft?

83. The **eccentricity** e of a hyperbola is defined as the number $\frac{c}{a}$, where a is the distance of a vertex from the center and c is the distance of a focus from the center. Because $c > a$, it follows that $e > 1$. Describe the general shape of a hyperbola whose eccentricity is close to 1. What is the shape if e is very large?

84. A hyperbola for which $a = b$ is called an **equilateral hyperbola**. Find the eccentricity e of an equilateral hyperbola.

[Note: The eccentricity of a hyperbola is defined in Problem 83.]

85. Two hyperbolas that have the same set of asymptotes are called **conjugate**. Show that the hyperbolas

$$\frac{x^2}{4} - y^2 = 1 \quad \text{and} \quad y^2 - \frac{x^2}{4} = 1$$

are conjugate. Graph each hyperbola on the same set of coordinate axes.

86. Prove that the hyperbola

$$\frac{y^2}{a^2} - \frac{x^2}{b^2} = 1$$

has the two oblique asymptotes

$$y = \frac{a}{b}x \quad \text{and} \quad y = -\frac{a}{b}x$$

87. Challenge Problem Show that the graph of an equation of the form

$$Ax^2 + Cy^2 + F = 0 \quad A \neq 0, C \neq 0, F \neq 0$$

where A and C are opposite in sign, is a hyperbola with center at $(0, 0)$.

88. Challenge Problem Show that the graph of an equation of the form

$$Ax^2 + Cy^2 + Dx + Ey + F = 0 \quad A \neq 0, C \neq 0$$

where A and C are opposite in sign,

(a) is a hyperbola if $\frac{D^2}{4A} + \frac{E^2}{4C} - F \neq 0$.

(b) is two intersecting lines if $\frac{D^2}{4A} + \frac{E^2}{4C} - F = 0$.

Retain Your Knowledge

Problems 89–97 are based on material learned earlier in the course. The purpose of these problems is to keep the material fresh in your mind so that you are better prepared for the final exam.

89. For $f(x) = -\frac{1}{2}\sin(3x + \pi) + 5$, find the amplitude, period, phase shift, and vertical shift.
90. Solve the triangle described: $a = 7$, $b = 10$, and $C = 100^\circ$
91. Find the rectangular coordinates of the point with the polar coordinates $(12, -\frac{\pi}{3})$.
92. Transform the polar equation $r = 6 \sin \theta$ to an equation in rectangular coordinates. Then identify and graph the equation.
93. What is the inverse function for $f(x) = 3e^{x-1} + 4$?
94. Find the area of the region enclosed by the graphs of $y = \sqrt{9 - x^2}$ and $y = x + 3$.
95. Solve $(2x + 3)^2 + x^2 = 5x(2 + x) + 1$.
96. Find the midpoint of the line segment connecting the points $(3, -8)$ and $(-2, 5)$.
97. Evaluate $\cos\left(\sin^{-1}\left(\frac{x}{4}\right)\right)$.

'Are You Prepared?' Answers

1. $5\sqrt{2}$ 2. $\frac{25}{4}$ 3. $(0, -3), (0, 3)$ 4. True 5. right; 5; down; 4 6. Vertical: $x = -2, x = 2$; horizontal: $y = 1$

10.5 Rotation of Axes; General Form of a Conic

PREPARING FOR THIS SECTION Before getting started, review the following:

- Sum Formulas for Sine and Cosine (Section 7.5, pp. 487 and 490)
- Half-angle Formulas for Sine and Cosine (Section 7.6, p. 504)
- Double-angle Formulas for Sine and Cosine (Section 7.6, p. 501)

 **Now Work** the 'Are You Prepared?' problems on page 692.

- OBJECTIVES**
- 1 Identify a Conic (p. 686)
 - 2 Use a Rotation of Axes to Transform Equations (p. 687)
 - 3 Analyze an Equation Using a Rotation of Axes (p. 690)
 - 4 Identify Conics without Rotating the Axes (p. 692)

In this section, we show that the graph of a general second-degree polynomial equation containing two variables x and y —that is, an equation of the form

$$Ax^2 + Bxy + Cy^2 + Dx + Ey + F = 0 \quad (1)$$

where A , B , and C are not all 0—is a conic. We are not concerned with the degenerate cases of equation (1), such as $x^2 + y^2 = 0$, whose graph is a single point $(0, 0)$; or $x^2 + 3y^2 + 3 = 0$, whose graph contains no points; or $x^2 - 4y^2 = 0$, whose graph is two lines, $x - 2y = 0$ and $x + 2y = 0$.

We begin with the case where $B = 0$. In this case, the term containing xy is not present, so equation (1) has the form

$$Ax^2 + Cy^2 + Dx + Ey + F = 0 \quad (2)$$

where either $A \neq 0$ or $C \neq 0$.

1 Identify a Conic

We have already discussed how to identify the graph of an equation of this form. We complete the squares of the quadratic expressions in x or y , or both. Then the conic can be identified by comparing it to one of the forms studied in Sections 10.2 through 10.4.

But the conic can be identified directly from its equation without completing the squares.

THEOREM Identifying Conics without Completing the Squares

Excluding degenerate cases, the equation

$$Ax^2 + Cy^2 + Dx + Ey + F = 0$$

where A and C are not both equal to zero:

- Defines a parabola if $AC = 0$.
- Defines an ellipse (or a circle) if $AC > 0$.
- Defines a hyperbola if $AC < 0$.

Proof

- If $AC = 0$, then either $A = 0$ or $C = 0$, but not both, so the form of equation (2) is either

$$Ax^2 + Dx + Ey + F = 0 \quad A \neq 0$$

or

$$Cy^2 + Dx + Ey + F = 0 \quad C \neq 0$$

Using the results of Problems 80 and 81 at the end of Section 10.2, it follows that, except for the degenerate cases, the equation is a parabola.

- If $AC > 0$, then A and C have the same sign. Using the results of Problem 90 at the end of Section 10.3, except for the degenerate cases, the equation is an ellipse.
- If $AC < 0$, then A and C have opposite signs. Using the results of Problem 88 at the end of Section 10.4, except for the degenerate cases, the equation is a hyperbola. ■

Although we are not studying the degenerate cases of equation (2), in practice, you should be alert to the possibility of degeneracy.

EXAMPLE 1**Identifying a Conic without Completing the Squares**

Identify the graph of each equation without completing the squares.

(a) $3x^2 + 6y^2 + 6x - 12y = 0$ (b) $2x^2 - 3y^2 + 6y + 4 = 0$

(c) $y^2 - 2x + 4 = 0$

Solution

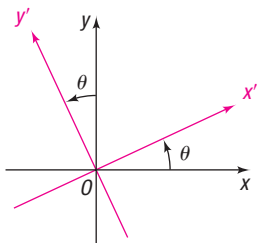
(a) Note that $A = 3$ and $C = 6$. Since $AC = 18 > 0$, the equation defines an ellipse.

(b) Here $A = 2$ and $C = -3$, so $AC = -6 < 0$. The equation defines a hyperbola.

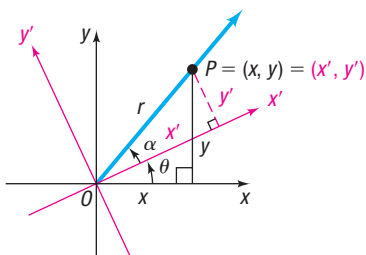
(c) Here $A = 0$ and $C = 1$, so $AC = 0$. The equation defines a parabola. ■

 **Now Work** PROBLEM 11

Although we can now identify the type of conic represented by any general second-degree equation of the form of equation (2) without completing the squares, we still need to complete the squares if we desire additional information about the conic, such as its graph.



(a)



(b)

Figure 47 Rotation of axes**2 Use a Rotation of Axes to Transform Equations**

Now let's suppose that $B \neq 0$. To discuss this case, we introduce a new procedure: *rotation of axes*.

In a **rotation of axes**, the origin remains fixed while the x -axis and y -axis are rotated through an angle θ to a new position; the new positions of the x -axis and the y -axis are denoted by x' and y' , respectively, as shown in Figure 47(a).

Now look at Figure 47(b). There the point P has the coordinates (x, y) relative to the xy -plane, while the same point P has coordinates (x', y') relative to the $x'y'$ -plane. We need relationships that enable us to express x and y in terms of x' , y' , and θ .

As Figure 47(b) shows, r denotes the distance from the origin O to the point P , and α denotes the angle between the positive x' -axis and the ray from O through P . Then, using the definitions of sine and cosine, we have

$$x' = r \cos \alpha \qquad y' = r \sin \alpha \qquad (3)$$

$$x = r \cos(\theta + \alpha) \qquad y = r \sin(\theta + \alpha) \qquad (4)$$

Now

$$\begin{aligned} x &= r \cos(\theta + \alpha) \\ &= r(\cos \theta \cos \alpha - \sin \theta \sin \alpha) && \text{Use the Sum Formula for cosine.} \\ &= (r \cos \alpha) \cdot \cos \theta - (r \sin \alpha) \cdot \sin \theta \\ &= x' \cos \theta - y' \sin \theta && \text{By equation (3)} \end{aligned}$$

Similarly,

$$\begin{aligned} y &= r \sin(\theta + \alpha) \\ &= r(\sin \theta \cos \alpha + \cos \theta \sin \alpha) && \text{Use the Sum Formula for sine.} \\ &= x' \sin \theta + y' \cos \theta && \text{By equation (3)} \end{aligned}$$

THEOREM Rotation Formulas

If the x - and y -axes are rotated through an angle θ , the coordinates (x, y) of a point P relative to the xy -plane and the coordinates (x', y') of the same point relative to the new x' - and y' -axes are related by the formulas

$$x = x' \cos \theta - y' \sin \theta \qquad y = x' \sin \theta + y' \cos \theta \qquad (5)$$

EXAMPLE 2

Rotating Axes

Express the equation $xy = 1$ in terms of new $x'y'$ -coordinates by rotating the axes through a 45° angle. Discuss the new equation.

Solution Let $\theta = 45^\circ$ in formulas (5). Then

$$x = x' \cos 45^\circ - y' \sin 45^\circ = x' \frac{\sqrt{2}}{2} - y' \frac{\sqrt{2}}{2} = \frac{\sqrt{2}}{2} (x' - y')$$

$$y = x' \sin 45^\circ + y' \cos 45^\circ = x' \frac{\sqrt{2}}{2} + y' \frac{\sqrt{2}}{2} = \frac{\sqrt{2}}{2} (x' + y')$$

Substituting these expressions for x and y in $xy = 1$ gives

$$\left[\frac{\sqrt{2}}{2} (x' - y') \right] \cdot \left[\frac{\sqrt{2}}{2} (x' + y') \right] = 1$$

$$\frac{1}{2} (x'^2 - y'^2) = 1$$

$$\frac{x'^2}{2} - \frac{y'^2}{2} = 1$$

This is the equation of a hyperbola with center at $(0, 0)$ and transverse axis along the x' -axis. The vertices are at $(\pm \sqrt{2}, 0)$ on the x' -axis; the asymptotes are $y' = x'$ and $y' = -x'$ (which correspond to the original x - and y -axes).

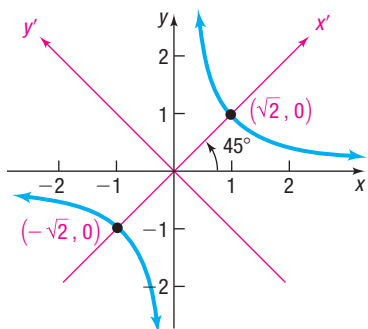


Figure 48 $xy = 1$

See Figure 48 for the graph of $xy = 1$.

As Example 2 illustrates, a rotation of axes through an appropriate angle can transform a second-degree equation in x and y containing an xy -term into one in x' and y' in which no $x'y'$ -term appears. In fact, a rotation of axes through an appropriate angle will transform any equation of the form of equation (1) into an equation in x' and y' without an $x'y'$ -term.

To find the formula for choosing an appropriate angle θ through which to rotate the axes, begin with equation (1),

$$Ax^2 + Bxy + Cy^2 + Dx + Ey + F = 0 \quad B \neq 0$$

Now rotate the x - and y -axes through an angle θ using the rotation formulas (5).

$$\begin{aligned} A(x' \cos \theta - y' \sin \theta)^2 + B(x' \cos \theta - y' \sin \theta)(x' \sin \theta + y' \cos \theta) \\ + C(x' \sin \theta + y' \cos \theta)^2 + D(x' \cos \theta - y' \sin \theta) \\ + E(x' \sin \theta + y' \cos \theta) + F = 0 \end{aligned}$$

Expanding and collecting like terms gives

$$\begin{aligned} (A \cos^2 \theta + B \sin \theta \cos \theta + C \sin^2 \theta)x'^2 + [B(\cos^2 \theta - \sin^2 \theta) + 2(C - A)(\sin \theta \cos \theta)]x'y' \\ + (A \sin^2 \theta - B \sin \theta \cos \theta + C \cos^2 \theta)y'^2 \\ + (D \cos \theta + E \sin \theta)x' \\ + (-D \sin \theta + E \cos \theta)y' + F = 0 \end{aligned} \quad (6)$$

In equation (6), the coefficient of $x'y'$ is

$$B(\cos^2 \theta - \sin^2 \theta) + 2(C - A)(\sin \theta \cos \theta)$$

To eliminate the $x'y'$ -term, select an angle θ so that this coefficient is 0.

$$B(\cos^2 \theta - \sin^2 \theta) + 2(C - A)(\sin \theta \cos \theta) = 0$$

$$B \cos(2\theta) + (C - A) \sin(2\theta) = 0 \quad \text{Double-angle Formulas}$$

$$B \cos(2\theta) = (A - C) \sin(2\theta)$$

$$\cot(2\theta) = \frac{A - C}{B} \quad B \neq 0$$

THEOREM Transformation Angle

To transform the equation

$$Ax^2 + Bxy + Cy^2 + Dx + Ey + F = 0 \quad B \neq 0$$

into an equation in x' and y' without an $x'y'$ -term, rotate the axes through an angle θ that satisfies the equation

$$\cot(2\theta) = \frac{A - C}{B} \quad (7)$$

WARNING Be careful if you use a calculator to solve equation (7).

- If $\cot(2\theta) = 0$, then $2\theta = 90^\circ$ and $\theta = 45^\circ$.
- If $\cot(2\theta) \neq 0$, first find $\cos(2\theta)$. Then use the inverse cosine function key(s) to obtain 2θ , $0^\circ < 2\theta < 180^\circ$. Finally, divide by 2 to obtain the correct acute angle θ . ■

Equation (7) has an infinite number of solutions for θ . We follow the convention of choosing the acute angle θ that satisfies (7). There are two possibilities:

If $\cot(2\theta) \geq 0$, then $0^\circ < 2\theta \leq 90^\circ$, so $0^\circ < \theta \leq 45^\circ$.

If $\cot(2\theta) < 0$, then $90^\circ < 2\theta < 180^\circ$, so $45^\circ < \theta < 90^\circ$.

Each of these results in a counterclockwise rotation of the axes through an acute angle θ .*

*Any rotation through an angle θ that satisfies $\cot(2\theta) = \frac{A - C}{B}$ will eliminate the $x'y'$ -term.

However, the final form of the transformed equation may be different (but equivalent), depending on the angle chosen.

3 Analyze an Equation Using a Rotation of Axes

For the remainder of this section, the direction “**Analyze the equation**” means to transform the given equation so that it contains no xy -term and to graph the equation.

EXAMPLE 3

Analyzing an Equation Using a Rotation of Axes

Analyze the equation $x^2 + \sqrt{3}xy + 2y^2 - 10 = 0$.

Solution

Since an xy -term is present, rotate the axes. Using $A = 1$, $B = \sqrt{3}$, and $C = 2$ in equation (7), the acute angle θ of rotation satisfies the equation

$$\cot(2\theta) = \frac{A - C}{B} = \frac{-1}{\sqrt{3}} = -\frac{\sqrt{3}}{3} \quad 0^\circ < 2\theta < 180^\circ$$

Since $\cot(2\theta) = -\frac{\sqrt{3}}{3}$, this means $2\theta = 120^\circ$, so $\theta = 60^\circ$. Using formulas (5),

$$x = x' \cos 60^\circ - y' \sin 60^\circ = \frac{1}{2}x' - \frac{\sqrt{3}}{2}y' = \frac{1}{2}(x' - \sqrt{3}y')$$

$$y = x' \sin 60^\circ + y' \cos 60^\circ = \frac{\sqrt{3}}{2}x' + \frac{1}{2}y' = \frac{1}{2}(\sqrt{3}x' + y')$$

Substituting these values into the original equation and simplifying gives

$$x^2 + \sqrt{3}xy + 2y^2 - 10 = 0$$

$$\frac{1}{4}(x' - \sqrt{3}y')^2 + \sqrt{3} \cdot \left[\frac{1}{2}(x' - \sqrt{3}y') \right] \cdot \left[\frac{1}{2}(\sqrt{3}x' + y') \right] + 2 \cdot \left[\frac{1}{4}(\sqrt{3}x' + y')^2 \right] = 10$$

Multiply both sides by 4 and expand to obtain

$$x'^2 - 2\sqrt{3}x'y' + 3y'^2 + \sqrt{3}(\sqrt{3}x'^2 - 2x'y' - \sqrt{3}y'^2) + 2(3x'^2 + 2\sqrt{3}x'y' + y'^2) = 40$$

$$10x'^2 + 2y'^2 = 40$$

$$\frac{x'^2}{4} + \frac{y'^2}{20} = 1$$

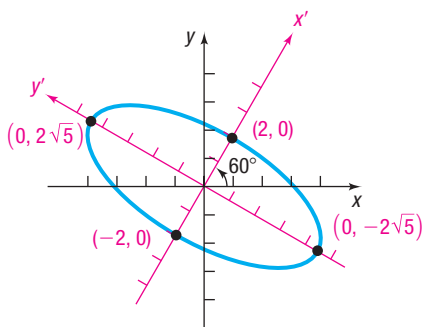


Figure 49 $\frac{x'^2}{4} + \frac{y'^2}{20} = 1$

This is the equation of an ellipse with center at $(0, 0)$ and major axis along the y' -axis. The vertices are at $(0, \pm 2\sqrt{5})$ on the y' -axis. See Figure 49 for the graph.

Now Work PROBLEMS 21 AND 31

In Example 3, the acute angle θ of rotation was easy to find because of the numbers used in the given equation. In general, the equation $\cot(2\theta) = \frac{A - C}{B}$ does not have such a “nice” solution. As the next example shows, we can still find the appropriate rotation formulas without a calculator approximation by using Half-angle Formulas.

EXAMPLE 4

Analyzing an Equation Using a Rotation of Axes

Analyze the equation $4x^2 - 4xy + y^2 + 5\sqrt{5}x + 5 = 0$.

Solution

Letting $A = 4$, $B = -4$, and $C = 1$ in equation (7), the acute angle θ to rotate the axes satisfies

$$\cot(2\theta) = \frac{A - C}{B} = \frac{3}{-4} = -\frac{3}{4}$$

To use the rotation formulas (5), we need to know the values of $\sin \theta$ and $\cos \theta$. Because the angle θ is acute, we know that $\sin \theta > 0$ and $\cos \theta > 0$. Use the Half-angle Formulas in the form

$$\sin \theta = \sqrt{\frac{1 - \cos(2\theta)}{2}} \quad \cos \theta = \sqrt{\frac{1 + \cos(2\theta)}{2}}$$

See Figure 50. Because $\cot(2\theta) = -\frac{3}{4}$, then $90^\circ < 2\theta < 180^\circ$, so $\cos(2\theta) = -\frac{3}{5}$. Then

$$\sin \theta = \sqrt{\frac{1 - \cos(2\theta)}{2}} = \sqrt{\frac{1 - \left(-\frac{3}{5}\right)}{2}} = \sqrt{\frac{4}{5}} = \frac{2}{\sqrt{5}} = \frac{2\sqrt{5}}{5}$$

$$\cos \theta = \sqrt{\frac{1 + \cos(2\theta)}{2}} = \sqrt{\frac{1 + \left(-\frac{3}{5}\right)}{2}} = \sqrt{\frac{1}{5}} = \frac{1}{\sqrt{5}} = \frac{\sqrt{5}}{5}$$

With these values, the rotation formulas (5) are

$$x = \frac{\sqrt{5}}{5}x' - \frac{2\sqrt{5}}{5}y' = \frac{\sqrt{5}}{5}(x' - 2y')$$

$$y = \frac{2\sqrt{5}}{5}x' + \frac{\sqrt{5}}{5}y' = \frac{\sqrt{5}}{5}(2x' + y')$$

Substituting these values in the original equation and simplifying gives

$$\begin{aligned} 4x^2 - 4xy + y^2 + 5\sqrt{5}x + 5 &= 0 \\ 4\left[\frac{\sqrt{5}}{5}(x' - 2y')\right]^2 - 4\left[\frac{\sqrt{5}}{5}(x' - 2y')\right]\left[\frac{\sqrt{5}}{5}(2x' + y')\right] \\ &+ \left[\frac{\sqrt{5}}{5}(2x' + y')\right]^2 + 5\sqrt{5}\left[\frac{\sqrt{5}}{5}(x' - 2y')\right] = -5 \end{aligned}$$

Multiply both sides by 5 and expand to obtain

$$\begin{aligned} 4(x'^2 - 4x'y' + 4y'^2) - 4(2x'^2 - 3x'y' - 2y'^2) \\ + 4x'^2 + 4x'y' + y'^2 + 25(x' - 2y') = -25 \end{aligned}$$

$$25y'^2 - 50y' + 25x' = -25 \quad \text{Combine like terms.}$$

$$y'^2 - 2y' + x' = -1 \quad \text{Divide both sides by 25.}$$

$$y'^2 - 2y' + 1 = -x' \quad \text{Complete the square in } y'.$$

$$(y' - 1)^2 = -x'$$

This is the equation of a parabola with vertex at $(0, 1)$ in the $x'y'$ -plane. The axis of symmetry is parallel to the x' -axis. Use a calculator to solve $\sin \theta = \frac{2\sqrt{5}}{5}$, and find that $\theta \approx 63.4^\circ$. See Figure 51 for the graph.

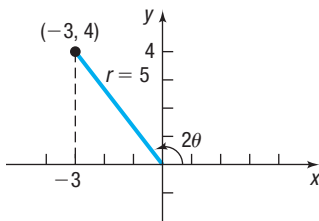


Figure 50 $\cos(2\theta) = \frac{x}{r} = \frac{-3}{5}$

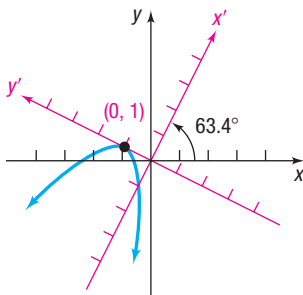


Figure 51 $(y' - 1)^2 = -x'$

4 Identify Conics without Rotating the Axes

Suppose that we are required only to identify (rather than analyze) the graph of an equation of the form

$$Ax^2 + Bxy + Cy^2 + Dx + Ey + F = 0 \quad B \neq 0 \quad (8)$$

Applying the rotation formulas (5) to this equation gives an equation of the form

$$A'x'^2 + B'x'y' + C'y'^2 + D'x' + E'y' + F' = 0 \quad (9)$$

where A' , B' , C' , D' , E' , and F' can be expressed in terms of A , B , C , D , E , F and the angle θ of rotation (see Problem 55). It can be shown that the value of $B^2 - 4AC$ in equation (8) and the value of $B'^2 - 4A'C'$ in equation (9) are equal no matter what angle θ of rotation is chosen (see Problem 57). In particular, if the angle θ of rotation satisfies equation (7), then $B' = 0$ in equation (9), and $B^2 - 4AC = -4A'C'$. Since equation (9) then has the form of equation (2),

$$A'x'^2 + C'y'^2 + D'x' + E'y' + F' = 0$$

we can identify its graph without completing the squares, as we did in the beginning of this section. In fact, now we can identify the conic described by any equation of the form of equation (8) without rotating the axes.

THEOREM Identifying Conics without Rotating the Axes

Except for degenerate cases, the equation

$$Ax^2 + Bxy + Cy^2 + Dx + Ey + F = 0 \quad (10)$$

- Defines a parabola if $B^2 - 4AC = 0$.
- Defines an ellipse (or a circle) if $B^2 - 4AC < 0$.
- Defines a hyperbola if $B^2 - 4AC > 0$.

You are asked to prove this theorem in Problem 58. Because of the above theorem, equation (10) is called the **general equation of a conic**.

EXAMPLE 5

Identifying a Conic without Rotating the Axes

Identify the graph of the equation $8x^2 - 12xy + 17y^2 - 4\sqrt{5}x - 2\sqrt{5}y - 15 = 0$.

Solution

Here $A = 8$, $B = -12$, and $C = 17$, so $B^2 - 4AC = -400$. Since $B^2 - 4AC < 0$, the equation defines an ellipse.

 **Now Work** PROBLEM 43

10.5 Assess Your Understanding

'Are You Prepared?' Answers are given at the end of these exercises. If you get a wrong answer, read the pages listed in red.

- The sum formula for the sine function is $\sin(A + B) = \underline{\hspace{2cm}}$. (p. 490)
- The Double-angle Formula for the sine function is $\sin(2\theta) = \underline{\hspace{2cm}}$. (p. 501)
- If θ is acute, the Half-angle Formula for the sine function is $\sin \frac{\theta}{2} = \underline{\hspace{2cm}}$. (p. 504)
- If θ is acute, the Half-angle Formula for the cosine function is $\cos \frac{\theta}{2} = \underline{\hspace{2cm}}$. (p. 504)

Concepts and Vocabulary

5. To transform the equation

$$Ax^2 + Bxy + Cy^2 + Dx + Ey + F = 0 \quad B \neq 0$$

into one in x' and y' without an $x'y'$ -term, rotate the axes through an acute angle θ that satisfies the equation _____.

7. Except for degenerate cases, the equation

$$Ax^2 + Bxy + Cy^2 + Dx + Ey + F = 0$$

defines an ellipse if _____.

9. **True or False** The equation $3x^2 + Bxy + 12y^2 = 10$ defines a parabola if $B = -12$.

6. **Multiple Choice** Except for degenerate cases, the equation

$$Ax^2 + Bxy + Cy^2 + Dx + Ey + F = 0$$

defines a(n) _____ if $B^2 - 4AC = 0$.

- (a) circle (b) ellipse (c) hyperbola (d) parabola

8. **Multiple Choice** The equation $ax^2 + 6y^2 + 12y = 0$ defines an ellipse if _____.

- (a) $a < 0$ (b) $a = 0$ (c) $a > 0$ (d) a is any real number

10. **True or False** To eliminate the xy -term from the equation $x^2 - 2xy + y^2 - 2x + 3y + 5 = 0$, rotate the axes through an angle θ , where $\cot \theta = B^2 - 4AC$.

Skill Building

In Problems 11–20, identify the graph of each equation without completing the squares.

11. $x^2 + 4x + y + 3 = 0$

13. $6x^2 + 3y^2 - 12x + 6y = 0$

15. $3x^2 - 2y^2 + 6x + 4 = 0$

17. $2y^2 - x^2 - y + x = 0$

19. $x^2 + y^2 - 8x + 4y = 0$

12. $2y^2 - 3y + 3x = 0$

14. $2x^2 + y^2 - 8x + 4y + 2 = 0$

16. $4x^2 - 3y^2 - 8x + 6y + 1 = 0$

18. $y^2 - 8x^2 - 2x - y = 0$

20. $2x^2 + 2y^2 - 8x + 8y = 0$

In Problems 21–30, determine the appropriate rotation formulas to use so that the new equation contains no xy -term.

21. $x^2 + 4xy + y^2 - 3 = 0$

23. $5x^2 + 6xy + 5y^2 - 8 = 0$

25. $13x^2 - 6\sqrt{3}xy + 7y^2 - 16 = 0$

27. $4x^2 - 4xy + y^2 - 8\sqrt{5}x - 16\sqrt{5}y = 0$

29. $25x^2 - 36xy + 40y^2 - 12\sqrt{13}x - 8\sqrt{13}y = 0$

22. $x^2 - 4xy + y^2 - 3 = 0$

24. $3x^2 - 10xy + 3y^2 - 32 = 0$

26. $11x^2 + 10\sqrt{3}xy + y^2 - 4 = 0$

28. $x^2 + 4xy + 4y^2 + 5\sqrt{5}y + 5 = 0$

30. $34x^2 - 24xy + 41y^2 - 25 = 0$

In Problems 31–42, rotate the axes so that the new equation contains no xy -term. Analyze and graph the new equation. Refer to Problems 21–30 for Problems 31–40.

31. $x^2 + 4xy + y^2 - 3 = 0$

33. $5x^2 + 6xy + 5y^2 - 8 = 0$

35. $13x^2 - 6\sqrt{3}xy + 7y^2 - 16 = 0$

37. $4x^2 - 4xy + y^2 - 8\sqrt{5}x - 16\sqrt{5}y = 0$

39. $25x^2 - 36xy + 40y^2 - 12\sqrt{13}x - 8\sqrt{13}y = 0$

41. $16x^2 + 24xy + 9y^2 - 130x + 90y = 0$

32. $x^2 - 4xy + y^2 - 3 = 0$

34. $3x^2 - 10xy + 3y^2 - 32 = 0$

36. $11x^2 + 10\sqrt{3}xy + y^2 - 4 = 0$

38. $x^2 + 4xy + 4y^2 + 5\sqrt{5}y + 5 = 0$

40. $34x^2 - 24xy + 41y^2 - 25 = 0$

42. $16x^2 + 24xy + 9y^2 - 60x + 80y = 0$

In Problems 43–52, identify the graph of each equation without applying a rotation of axes.

43. $x^2 + 3xy - 2y^2 + 3x + 2y + 5 = 0$

45. $x^2 - 7xy + 3y^2 - y - 10 = 0$

47. $9x^2 + 12xy + 4y^2 - x - y = 0$

49. $10x^2 - 12xy + 4y^2 - x - y - 10 = 0$

51. $3x^2 - 2xy + y^2 + 4x + 2y - 1 = 0$

44. $2x^2 - 3xy + 4y^2 + 2x + 3y - 5 = 0$

46. $2x^2 - 3xy + 2y^2 - 4x - 2 = 0$

48. $10x^2 + 12xy + 4y^2 - x - y + 10 = 0$

50. $4x^2 + 12xy + 9y^2 - x - y = 0$

52. $3x^2 + 2xy + y^2 + 4x - 2y + 10 = 0$

Applications and Extensions

53. **Satellite Receiver** A parabolic satellite receiver is initially positioned so its axis of symmetry is parallel to the x -axis. A motor allows the receiver to rotate and track the satellite signal. If the rotated receiver has the equation

$$4x^2 - 4\sqrt{21}xy - \frac{21\sqrt{21}}{2}x + 21y^2 - 171y + 324 = 0$$

through what acute angle did the receiver rotate, to the nearest tenth of a degree?

54. **Elliptical Trainer** A runner on an elliptical trainer inclines the machine to increase the difficulty of her workout. If the initial elliptical path of the pedals had a horizontal major axis, and the inclined path has the equation

$$20x^2 - 10xy - \frac{19}{2}x + 89y^2 - 89y + \frac{48}{5} = 0$$

through what acute angle did the runner incline the machine, to the nearest tenth of a degree?

In Problems 55–58, apply the rotation formulas (5) to

$$Ax^2 + Bxy + Cy^2 + Dx + Ey + F = 0$$

to obtain the equation

$$A'x'^2 + B'x'y' + C'y'^2 + D'x' + E'y' + F' = 0$$

55. Express A' , B' , C' , D' , E' , and F' in terms of A , B , C , D , E , F , and the angle θ of rotation. [**Hint:** Refer to equation (6).]
56. Show that $A + C = A' + C'$, which proves that $A + C$ is **invariant**; that is, its value does not change under a rotation of axes.
57. Refer to Problem 56. Show that $B^2 - 4AC$ is invariant.

58. Prove that, except for degenerate cases, the equation

$$Ax^2 + Bxy + Cy^2 + Dx + Ey + F = 0$$

- (a) Defines a parabola if $B^2 - 4AC = 0$.
 (b) Defines an ellipse (or a circle) if $B^2 - 4AC < 0$.
 (c) Defines a hyperbola if $B^2 - 4AC > 0$.
59. **Challenge Problem** Use the rotation formulas (5) to show that distance is invariant under a rotation of axes. That is, show that the distance from $P_1 = (x_1, y_1)$ to $P_2 = (x_2, y_2)$ in the xy -plane equals the distance from $P_1 = (x'_1, y'_1)$ to $P_2 = (x'_2, y'_2)$ in the $x'y'$ -plane.
60. **Challenge Problem** Show that the graph of the equation $x^{1/2} + y^{1/2} = a^{1/2}$, $a > 0$, is part of the graph of a parabola.

Explaining Concepts: Discussion and Writing

61. Formulate a strategy for analyzing and graphing an equation of the form

$$Ax^2 + Cy^2 + Dx + Ey + F = 0$$

62. Explain how your strategy presented in Problem 61 changes if the equation is of the form

$$Ax^2 + Bxy + Cy^2 + Dx + Ey + F = 0$$

Retain Your Knowledge

Problems 63–71 are based on material learned earlier in the course. The purpose of these problems is to keep the material fresh in your mind so that you are better prepared for the final exam.

63. Solve the triangle: $a = 7$, $b = 9$, and $c = 11$
64. Find the area of the triangle: $a = 14$, $b = 11$, $C = 30^\circ$
65. Transform the equation $xy = 1$ from rectangular coordinates to polar coordinates.
66. Write the complex number $2 - 5i$ in polar form.
67. Simplify
- $$\frac{(4x^2 - 1)^8 \cdot 3(2x + 3)^2 \cdot 2 - (2x + 3)^3 \cdot 8(4x^2 - 1)^7 \cdot 8x}{[(4x - 1)^8]^2}$$
68. Find the horizontal asymptote for the graph of
- $$f(x) = 4e^{x+1} - 5$$
69. Solve the equation $\log_5 x + \log_5(x - 4) = 1$.
70. The graph of $f(x) = \sqrt{x^2 + 25} + \frac{1}{2}(8 - x)$ has an absolute minimum when $\frac{x}{\sqrt{x^2 + 25}} - \frac{1}{2} = 0$. What is the minimum value rounded to two decimal places?
71. If $g(x) = \sqrt{x - 7} + 2$, find $g^{-1}(3)$.

'Are You Prepared?' Answers

1. $\sin A \cos B + \cos A \sin B$

2. $2 \sin \theta \cos \theta$

3. $\sqrt{\frac{1 - \cos \theta}{2}}$

4. $\sqrt{\frac{1 + \cos \theta}{2}}$

10.6 Polar Equations of Conics

PREPARING FOR THIS SECTION Before getting started, review the following:

- Polar Coordinates (Section 9.1, pp. 576–583)



Now Work the 'Are You Prepared?' problems on page 699.

- OBJECTIVES**
- Analyze and Graph Polar Equations of Conics (p. 694)
 - Convert the Polar Equation of a Conic to a Rectangular Equation (p. 698)

1 Analyze and Graph Polar Equations of Conics

In Sections 10.2 through 10.4, we gave individual definitions for a parabola, ellipse, and hyperbola based on geometric properties and the distance formula. This section presents an alternative definition that simultaneously defines *all* these conics and is well suited to polar coordinate representation. (Refer to Section 9.1.)

DEFINITION Conic

Let D denote a fixed line called the **directrix**; let F denote a fixed point called the **focus**, which is not on D ; and let e be a fixed positive number called the **eccentricity**. A **conic** is the set of points P in a plane for which the ratio of the distance from F to P to the distance from D to P equals e . That is, a conic is the collection of points P for which

$$\frac{d(F, P)}{d(D, P)} = e \quad (1)$$

- If $e = 1$, the conic is a **parabola**.
- If $e < 1$, the conic is an **ellipse**.
- If $e > 1$, the conic is a **hyperbola**.

Observe that if $e = 1$, the definition of a parabola in equation (1) is exactly the same as the definition used earlier in Section 10.2.

In the case of an ellipse, the **major axis** is a line through the focus perpendicular to the directrix. In the case of a hyperbola, the **transverse axis** is a line through the focus perpendicular to the directrix. For both an ellipse and a hyperbola, the eccentricity e satisfies

$$e = \frac{c}{a} \quad (2)$$

where c is the distance from the center to the focus, and a is the distance from the center to a vertex.

Just as we did earlier using rectangular coordinates, we derive equations for the conics in polar coordinates by choosing a convenient position for the focus F and the directrix D . The focus F is positioned at the pole, and the directrix D is either parallel or perpendicular to the polar axis.

Suppose that we start with the directrix D perpendicular to the polar axis at a distance p units to the left of the pole (the focus F). See Figure 52.

If $P = (r, \theta)$ is any point on the conic, then, by equation (1),

$$\frac{d(F, P)}{d(D, P)} = e \quad \text{or} \quad d(F, P) = e \cdot d(D, P) \quad (3)$$

Now use the point Q obtained by dropping the perpendicular from P to the polar axis to calculate $d(D, P)$.

$$d(D, P) = p + d(O, Q) = p + r \cos \theta \quad (4)$$

Since the focus F is at the pole (origin), it follows that

$$d(F, P) = d(O, P) = r \quad (5)$$

Use the results in equations (4) and (5) in equation (3).

Then

$$\begin{aligned} d(F, P) &= e \cdot d(D, P) && \text{Equation (3)} \\ r &= e(p + r \cos \theta) && d(F, P) = r; d(D, P) = p + r \cos \theta \\ r &= ep + er \cos \theta \\ r - er \cos \theta &= ep \\ r(1 - e \cos \theta) &= ep \\ r &= \frac{ep}{1 - e \cos \theta} \end{aligned}$$

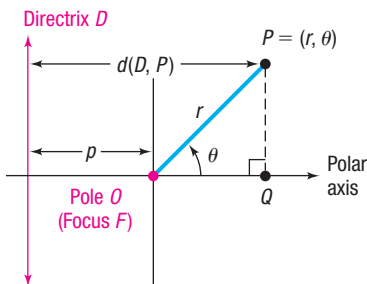


Figure 52

THEOREM Polar Equation of a Conic; Focus at the Pole; Directrix Perpendicular to the Polar Axis a Distance p to the Left of the Pole

The polar equation of a conic with focus at the pole and directrix perpendicular to the polar axis at a distance p to the left of the pole is

$$r = \frac{ep}{1 - e \cos \theta} \quad (6)$$

where e is the eccentricity of the conic.

EXAMPLE 1
Analyzing and Graphing the Polar Equation of a Conic

Analyze and graph the equation $r = \frac{4}{2 - \cos \theta}$.

Solution

The equation is not quite in the form of equation (6), since the first term in the denominator is 2 instead of 1. Divide the numerator and denominator by 2 to obtain

$$r = \frac{2}{1 - \frac{1}{2} \cos \theta} \quad r = \frac{ep}{1 - e \cos \theta}$$

This equation is in the form of equation (6), with

$$e = \frac{1}{2} \quad \text{and} \quad ep = 2$$

Then

$$\frac{1}{2}p = 2, \quad \text{so} \quad p = 4$$

Since $e = \frac{1}{2} < 1$, the conic is an ellipse. One focus is at the pole, and the directrix is perpendicular to the polar axis, $p = 4$ units to the left of the pole. The major axis is along the polar axis. To find the vertices, let $\theta = 0$ and $\theta = \pi$. The vertices of the ellipse are $(4, 0)$ and $(\frac{4}{3}, \pi)$. The center of the ellipse is the midpoint of the vertices, namely, $(\frac{4}{3}, 0)$. [Do you see why? The vertices $(4, 0)$ and $(\frac{4}{3}, \pi)$ in polar coordinates are $(4, 0)$ and $(-\frac{4}{3}, 0)$ in rectangular coordinates. The midpoint in rectangular coordinates is $(\frac{4}{3}, 0)$, which is also $(\frac{4}{3}, 0)$ in polar coordinates.] Then $a =$ distance from the center to a vertex $= \frac{8}{3}$. Using $a = \frac{8}{3}$ and $e = \frac{1}{2}$ in equation (2), $e = \frac{c}{a}$, yields $c = ae = \frac{4}{3}$. Finally, using $a = \frac{8}{3}$ and $c = \frac{4}{3}$ in $b^2 = a^2 - c^2$ yields

$$b^2 = a^2 - c^2 = \frac{64}{9} - \frac{16}{9} = \frac{48}{9}$$

$$b = \frac{4\sqrt{3}}{3}$$

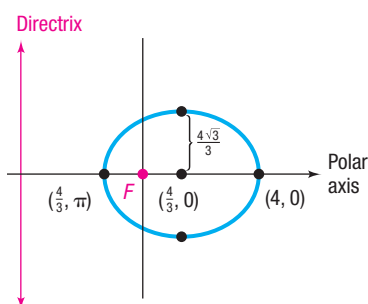


Figure 53 $r = \frac{4}{2 - \cos \theta}$

Figure 53 shows the graph.



Exploration

Graph $r_1 = \frac{4}{2 + \cos \theta}$ and compare the result with Figure 53. What do you conclude? Clear the screen and graph $r_1 = \frac{4}{2 - \sin \theta}$ and then $r_1 = \frac{4}{2 + \sin \theta}$. Compare each of these graphs with Figure 53. What do you conclude?

Equation (6) assumes that the directrix is perpendicular to the polar axis at a distance p units to the left of the pole. If the directrix is perpendicular to the polar axis at a distance p units to the right of the pole, then

$$r = \frac{ep}{1 + e \cos \theta}$$

See Problem 43.

In Problems 44 and 45, you are asked to derive the polar equations of conics with focus at the pole and directrix parallel to the polar axis. Table 5 summarizes the polar equations of conics.

Table 5

Polar Equations of Conics (Focus at the Pole, Eccentricity e)	
Equation	Description
$r = \frac{ep}{1 - e \cos \theta}$	Directrix is perpendicular to the polar axis at a distance p units to the left of the pole.
$r = \frac{ep}{1 + e \cos \theta}$	Directrix is perpendicular to the polar axis at a distance p units to the right of the pole.
$r = \frac{ep}{1 + e \sin \theta}$	Directrix is parallel to the polar axis at a distance p units above the pole.
$r = \frac{ep}{1 - e \sin \theta}$	Directrix is parallel to the polar axis at a distance p units below the pole.
Eccentricity	
<ul style="list-style-type: none"> • If $e = 1$, the conic is a parabola; the axis of symmetry is perpendicular to the directrix. • If $e < 1$, the conic is an ellipse; the major axis is perpendicular to the directrix. • If $e > 1$, the conic is a hyperbola; the transverse axis is perpendicular to the directrix. 	

EXAMPLE 2

Analyzing and Graphing the Polar Equation of a Conic

Analyze and graph the equation $r = \frac{6}{3 + 3 \sin \theta}$.

Solution

To put the equation in proper form, divide the numerator and denominator by 3.

$$r = \frac{2}{1 + \sin \theta}$$

See Table 5. This conic has its directrix parallel to the polar axis, a distance p units above the pole.

$$e = 1 \quad \text{and} \quad ep = 2 \\ p = 2 \quad e = 1$$

Since $e = 1$, the conic is a parabola with focus at the pole. The directrix is parallel to the polar axis 2 units above the pole; the axis of symmetry is perpendicular to the polar axis.

The vertex of the parabola is at $(1, \frac{\pi}{2})$. (Do you see why?) See Figure 54 for the graph.

Notice that two additional points, $(2, 0)$ and $(2, \pi)$, are plotted to assist in graphing. \square

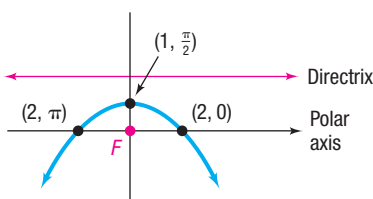


Figure 54 $r = \frac{6}{3 + 3 \sin \theta}$

EXAMPLE 3

Analyzing and Graphing the Polar Equation of a Conic

Analyze and graph the equation $r = \frac{3}{1 + 3 \cos \theta}$.

Solution

The conic has its directrix perpendicular to the polar axis, a distance p units to the right of the pole. See Table 5.

$$e = 3 \quad \text{and} \quad ep = 3$$

$$p = 1 \quad e = 3$$

Since $e = 3 > 1$, the conic is a hyperbola with a focus at the pole. The directrix is perpendicular to the polar axis, 1 unit to the right of the pole. The transverse axis is along the polar axis. To find the vertices, let $\theta = 0$ and $\theta = \pi$. The vertices are $\left(\frac{3}{4}, 0\right)$ and $\left(-\frac{3}{2}, \pi\right)$. The center, which is at the midpoint of $\left(\frac{3}{4}, 0\right)$ and $\left(-\frac{3}{2}, \pi\right)$, is $\left(\frac{9}{8}, 0\right)$. Then $c = \text{distance from the center to a focus} = \frac{9}{8}$. Using equation (2), we get

$$3 = \frac{9}{a} \quad \text{or} \quad a = \frac{3}{8} \quad e = \frac{c}{a}$$

Then,

$$b^2 = c^2 - a^2 = \frac{81}{64} - \frac{9}{64} = \frac{72}{64} = \frac{9}{8}$$

$$b = \frac{3}{2\sqrt{2}} = \frac{3\sqrt{2}}{4}$$

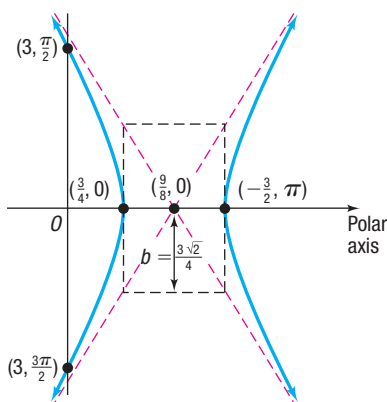


Figure 55 $r = \frac{3}{1 + 3 \cos \theta}$

Figure 55 shows the graph. Notice two additional points, $\left(3, \frac{\pi}{2}\right)$ and $\left(3, \frac{3\pi}{2}\right)$, are plotted on the left branch and symmetry is used to obtain the right branch. The asymptotes of the hyperbola were found by constructing the rectangle shown. \square

 **Now Work** PROBLEM 17

2 Convert the Polar Equation of a Conic to a Rectangular Equation

EXAMPLE 4

Converting a Polar Equation to a Rectangular Equation

Convert the polar equation

$$r = \frac{1}{3 - 3 \cos \theta}$$

to a rectangular equation.

Solution

The strategy here is to rearrange the equation and square both sides before converting the equation in polar coordinates to an equation in rectangular coordinates.

$$r = \frac{1}{3 - 3 \cos \theta}$$

$$3r - 3r \cos \theta = 1$$

$$3r = 1 + 3r \cos \theta \quad \text{Rearrange the equation.}$$

$$9r^2 = (1 + 3r \cos \theta)^2 \quad \text{Square both sides.}$$

$$9(x^2 + y^2) = (1 + 3x)^2 \quad x^2 + y^2 = r^2; x = r \cos \theta$$

$$9x^2 + 9y^2 = 9x^2 + 6x + 1$$

$$9y^2 = 6x + 1$$

This is the equation of a parabola in rectangular coordinates. \square

 **Now Work** PROBLEM 25

10.6 Assess Your Understanding

'Are You Prepared?' Answers are given at the end of these exercises. If you get a wrong answer, read the pages listed in red.

- If (x, y) are the rectangular coordinates of a point P and (r, θ) are its polar coordinates, then $x = \underline{\hspace{1cm}}$ and $y = \underline{\hspace{1cm}}$. (pp. 576–583)
- Transform the equation $r = 6 \cos \theta$ from polar coordinates to rectangular coordinates. (pp. 576–583)

Concepts and Vocabulary

- A is the set of points P in a plane for which the ratio of the distance from a fixed point F , called the , to P to the distance from a fixed line D , called the , to P equals a constant e .
- A conic has eccentricity e .
If $e = 1$, the conic is a(n) .
If $e < 1$, the conic is a(n) .
If $e > 1$, the conic is a(n) .
- Multiple Choice** If (r, θ) are polar coordinates, the equation $r = \frac{2}{2 + 3 \sin \theta}$ defines a(an) .
(a) parabola (b) hyperbola (c) ellipse (d) circle
- True or False** The eccentricity e of an ellipse is $\frac{c}{a}$, where a is the distance of a vertex from the center and c is the distance of a focus from the center.

Skill Building

In Problems 7–12, identify the conic defined by each polar equation. Also give the position of the directrix.

7. $r = \frac{1}{1 + \cos \theta}$

8. $r = \frac{3}{1 - \sin \theta}$

9. $r = \frac{4}{2 - 3 \sin \theta}$

10. $r = \frac{2}{1 + 2 \cos \theta}$

11. $r = \frac{3}{4 - 2 \cos \theta}$

12. $r = \frac{6}{8 + 2 \sin \theta}$

In Problems 13–24, analyze each equation and graph it.

13. $r = \frac{1}{1 + \cos \theta}$

14. $r = \frac{3}{1 - \sin \theta}$

15. $r = \frac{8}{4 + 3 \sin \theta}$

16. $r = \frac{10}{5 + 4 \cos \theta}$

17. $r = \frac{9}{3 - 6 \cos \theta}$

18. $r = \frac{12}{4 + 8 \sin \theta}$

19. $r = \frac{8}{2 - \sin \theta}$

20. $r = \frac{8}{2 + 4 \cos \theta}$

21. $r(3 - 2 \sin \theta) = 6$

22. $r(2 - \cos \theta) = 2$

23. $r = \frac{6 \sec \theta}{2 \sec \theta - 1}$

24. $r = \frac{3 \csc \theta}{\csc \theta - 1}$

In Problems 25–36, convert each polar equation to a rectangular equation.

25. $r = \frac{1}{1 + \cos \theta}$

26. $r = \frac{3}{1 - \sin \theta}$

27. $r = \frac{8}{4 + 3 \sin \theta}$

28. $r = \frac{10}{5 + 4 \cos \theta}$

29. $r = \frac{9}{3 - 6 \cos \theta}$

30. $r = \frac{12}{4 + 8 \sin \theta}$

31. $r = \frac{8}{2 - \sin \theta}$

32. $r = \frac{8}{2 + 4 \cos \theta}$

33. $r(3 - 2 \sin \theta) = 6$

34. $r(2 - \cos \theta) = 2$

35. $r = \frac{6 \sec \theta}{2 \sec \theta - 1}$

36. $r = \frac{3 \csc \theta}{\csc \theta - 1}$

In Problems 37–42, find a polar equation for each conic. For each, a focus is at the pole.

- 37.
- $e = 1$
- ; directrix is parallel to the polar axis, 1 unit above the pole.

- 38.
- $e = 1$
- ; directrix is parallel to the polar axis, 2 units below the pole.

- 39.
- $e = \frac{4}{5}$
- ; directrix is perpendicular to the polar axis, 3 units to the left of the pole.

- 40.
- $e = \frac{2}{3}$
- ; directrix is parallel to the polar axis, 3 units above the pole.

- 41.
- $e = 6$
- ; directrix is parallel to the polar axis, 2 units below the pole.


- 42.
- $e = 5$
- ; directrix is perpendicular to the polar axis, 5 units to the right of the pole.

Applications and Extensions

43. Derive $r = \frac{ep}{1 + e \cos \theta}$ from Table 5.

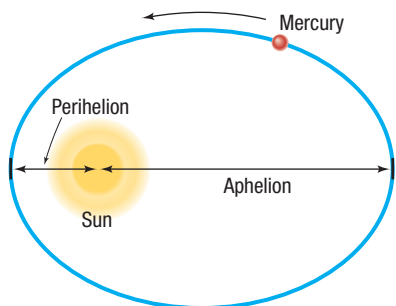
44. Derive $r = \frac{ep}{1 + e \sin \theta}$ from Table 5.

45. Derive $r = \frac{ep}{1 - e \sin \theta}$ from Table 5.

-  **46. Orbit of Mercury** The planet Mercury travels around the Sun in an elliptical orbit given approximately by

$$r = \frac{3.442 \times 10^7}{1 - 0.206 \cos \theta}$$

where r is measured in miles and the Sun is at the pole. Find the distance from Mercury to the Sun at **aphelion** (greatest distance from the Sun) and at **perihelion** (shortest distance from the Sun). See the figure. Use the aphelion and perihelion to graph the orbit of Mercury using a graphing utility.



-  **47. Halley's Comet** Halley's comet travels around the Sun in an elliptical orbit given approximately by

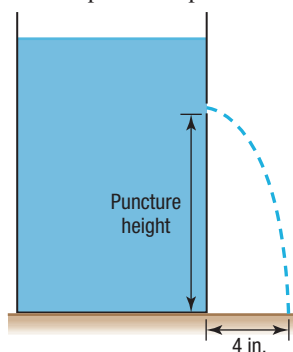
$$r = \frac{1.155}{1 - 0.967 \cos \theta}$$

where the Sun is at the pole and r is measured in AU (astronomical units). Find the distance from Halley's comet to the Sun at aphelion and at perihelion. Use the aphelion and perihelion to graph the orbit of Halley's comet using a graphing utility.

- 48. Challenge Problem Water Leak** A tank is punctured on its side, and water begins to stream out in a parabolic path. If the path of the water is given by

$$r = \frac{0.8}{1 + \sin \theta}$$

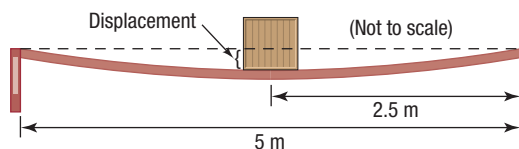
and the water hits the ground 4 inches away from the base of the tank, what is the height of the puncture from the base of the tank? Assume the focus is at the pole.



- 49. Challenge Problem Board Deflection** A crate is placed at the center of a 5-meter board that is supported only at its ends. The weight of the crate causes a deflection of the board at its center. If the shape of the deflected board is a parabola given by

$$r = \frac{250}{1 - \sin \theta}$$

determine the amount of deflection at the center assuming the focus is at the pole.



- 50. Challenge Problem** Suppose that a conic has an equation of the form $r = \frac{ep}{1 - e \sin \theta}$. If the polar coordinates of two points on the graph are $(M, \frac{\pi}{2})$ and $(m, \frac{3\pi}{2})$, show that

$$e = \frac{M - m}{M + m} \text{ and } p = \frac{2mM}{M - m}$$

- 51. Challenge Problem Escape Velocity** From physics, the equation for the free-flight trajectory of a satellite launched a distance r_0 from the center of the earth is given by the polar equation

$$\frac{1}{r} = \frac{1}{r_0} \left(1 - \frac{GM_e}{r_0 v_0^2} \right) \cos \theta + \frac{GM_e}{r_0^2 v_0^2}$$

where M_e is the mass of the earth, G is the gravitational constant, and v_0 is the initial velocity of the satellite. If the initial velocity is equal to the *escape velocity* (the velocity needed to overcome Earth's gravitational pull) then the resulting trajectory follows a parabolic path. What is the escape velocity?

Retain Your Knowledge

Problems 52–61 are based on material learned earlier in the course. The purpose of these problems is to keep the material fresh in your mind so that you are better prepared for the final exam.

- 52.** Find the area of the triangle described: $a = 7$, $b = 8$, and $c = 10$. Round to two decimal places.
- 53.** Without graphing, determine the amplitude and period of $y = 4 \cos\left(\frac{1}{5}x\right)$.
- 54.** Solve: $2 \cos^2 x + \cos x - 1 = 0$, $0 \leq x < 2\pi$
- 55.** For $\mathbf{v} = 10\mathbf{i} - 24\mathbf{j}$, find $\|\mathbf{v}\|$.
- 56.** If an arc length of 14 feet subtends a central angle of 105° , what is the radius of the circle?
- 57.** A radioactive substance has a half-life of 15 years. How long until there is 40% of a sample remaining?
- 58.** Determine where the function
- $$f(x) = \begin{cases} x + 3 & \text{if } -2 \leq x < -1 \\ x^2 + 1 & \text{if } x \geq -1 \end{cases}$$
- is increasing, decreasing, and constant.
- 59.** Find k so that $y = \sin(kx)$ has a period of $\frac{5\pi}{6}$.
- 60.** Write the vertex form of the quadratic function whose graph has vertex $(-3, 8)$ and y -intercept 5.
- 61.** Find the area of the region bounded by the graph of $f(x) = \frac{1}{2}x + 3$, the x -axis, and the vertical lines $x = 0$ and $x = 8$.

'Are You Prepared?' Answers

1. $r \cos \theta; r \sin \theta$ 2. $x^2 + y^2 = 6x$ or $(x - 3)^2 + y^2 = 9$

10.7 Plane Curves and Parametric Equations

PREPARING FOR THIS SECTION Before getting started, review the following:

- Amplitude and Period of Sinusoidal Graphs (Section 6.4, pp. 410–412)



Now Work the 'Are You Prepared?' problem on page 710.

- OBJECTIVES**
- 1 Graph Parametric Equations (p. 701)
 - 2 Find a Rectangular Equation for a Plane Curve Defined Parametrically (p. 702)
 - 3 Use Time as a Parameter in Parametric Equations (p. 704)
 - 4 Find Parametric Equations for Plane Curves Defined by Rectangular Equations (p. 707)

Equations of the form $y = f(x)$, where f is a function, have graphs that are intersected no more than once by any vertical line. The graphs of many of the conics and certain other, more complicated graphs do not have this characteristic. Yet each graph, like the graph of a function, is a collection of points (x, y) in the xy -plane; that is, each is a *plane curve*. This section discusses another way of representing such graphs.

DEFINITION Parametric Equations and Plane Curves

Suppose $x = x(t)$ and $y = y(t)$ are two functions of a third variable t , called the **parameter**, that are defined on the same interval I . Then the equations

$$x = x(t) \quad y = y(t)$$

where t is in I , are called **parametric equations**, and the graph of the points defined by

$$(x, y) = (x(t), y(t))$$

is called a **plane curve**.

1 Graph Parametric Equations

Parametric equations are particularly useful in describing movement along a plane curve. Suppose that a plane curve is defined by the parametric equations

$$x = x(t) \quad y = y(t) \quad a \leq t \leq b$$

where each function is defined over the interval $a \leq t \leq b$. For a given value of t , the values of $x = x(t)$ and $y = y(t)$ determine a point (x, y) on the curve. In fact, as t varies over the interval from $t = a$ to $t = b$, successive values of t determine the direction of the movement along the curve. That is, the curve is traced out in a certain direction by the corresponding succession of points (x, y) . See Figure 56. The arrows show the direction, or **orientation**, along the curve as t varies from a to b .

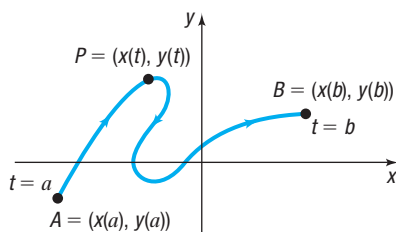


Figure 56 Plane curve

EXAMPLE 1

Graphing a Plane Curve

Graph the plane curve defined by the parametric equations

$$x(t) = 3t^2 \quad y(t) = 2t \quad -2 \leq t \leq 2 \quad (1)$$

Solution

For each number t , $-2 \leq t \leq 2$, there corresponds a number x and a number y . For example, when $t = -2$, then $x = 3(-2)^2 = 12$ and $y = 2(-2) = -4$. When $t = 0$, then $x = 0$ and $y = 0$. Set up a table listing various choices of the parameter t and the corresponding values for x and y , as shown in Table 6. Plot these points and connect them with a smooth curve, as shown in Figure 57. The arrows in Figure 57 indicate the orientation.

Table 6

t	$x(t)$	$y(t)$	(x, y)
-2	12	-4	(12, -4)
-1	3	-2	(3, -2)
0	0	0	(0, 0)
1	3	2	(3, 2)
2	12	4	(12, 4)

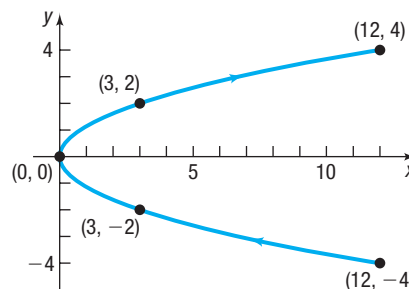


Figure 57
 $x(t) = 3t^2, y(t) = 2t, -2 \leq t \leq 2$



Exploration

Graph the following parametric equations using a graphing utility with $X_{\min} = 0, X_{\max} = 15, Y_{\min} = -5, Y_{\max} = 5,$ and $T_{\text{step}} = 0.1$.

- $x(t) = \frac{3t^2}{4}, y(t) = t, -4 \leq t \leq 4$
- $x(t) = 3t^2 + 12t + 12, y(t) = 2t + 4, -4 \leq t \leq 0$
- $x(t) = 3t^{\frac{2}{3}}, y(t) = 2\sqrt[3]{t}, -8 \leq t \leq 8$

Compare these graphs to Figure 57. Conclude that parametric equations defining a plane curve are not unique; that is, different parametric equations can represent the same graph.

2 Find a Rectangular Equation for a Plane Curve Defined Parametrically

The plane curve given in Example 1 should look familiar. To identify it accurately, find the corresponding rectangular equation by eliminating the parameter t from the parametric equations given in Example 1:

$$x(t) = 3t^2 \quad y(t) = 2t \quad -2 \leq t \leq 2$$

Solve for t in $y = 2t$, obtaining $t = \frac{y}{2}$, and substitute this expression in the other equation to get

$$x = 3t^2 = 3\left(\frac{y}{2}\right)^2 = \frac{3y^2}{4}$$

\uparrow
 $t = \frac{y}{2}$

This equation, $x = \frac{3y^2}{4}$, is the equation of a parabola with vertex at $(0, 0)$ and axis of symmetry along the x -axis. We refer to this equation as the **rectangular equation** of the curve to distinguish it from the parametric equations.



Exploration

Graph

$$x = \frac{3y^2}{4} \left(y_1 = \sqrt{\frac{4x}{3}} \text{ and } y_2 = -\sqrt{\frac{4x}{3}} \right)$$

using a graphing utility with $X_{\min} = 0$, $X_{\max} = 15$, $Y_{\min} = -5$, $Y_{\max} = 5$. Compare the graph with Figure 57. Why do the graphs differ?

Note that the plane curve defined by equation (1) and shown in Figure 57 is only a part of the parabola $x = \frac{3y^2}{4}$. The graph of the rectangular equation obtained by eliminating the parameter will, in general, contain more points than the original plane curve. Care must therefore be taken when a plane curve is graphed after eliminating the parameter. Even so, eliminating the parameter t from the parametric equations to identify a plane curve accurately is sometimes a better approach than plotting points.

EXAMPLE 2

Finding the Rectangular Equation of a Plane Curve Defined Parametrically

Find the rectangular equation of the plane curve whose parametric equations are

$$x(t) = a \cos t \quad y(t) = a \sin t \quad -\infty < t < \infty$$

where $a > 0$ is a constant. Graph the plane curve, and indicate its orientation.

Solution

The presence of sines and cosines in the parametric equations suggests using a Pythagorean Identity. In fact, since

$$\cos t = \frac{x}{a} \quad \text{and} \quad \sin t = \frac{y}{a}$$

this means that

$$\begin{aligned} \left(\frac{x}{a}\right)^2 + \left(\frac{y}{a}\right)^2 &= 1 & \cos^2 t + \sin^2 t &= 1 \\ x^2 + y^2 &= a^2 \end{aligned}$$

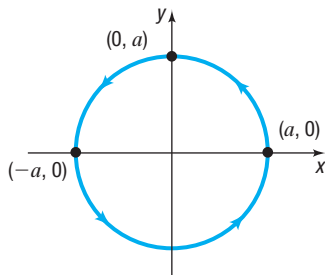


Figure 58

$$x(t) = a \cos t, \quad y(t) = a \sin t$$

The plane curve is a circle with center at $(0, 0)$ and radius a . As the parameter t increases, say from $t = 0$ [the point $(a, 0)$] to $t = \frac{\pi}{2}$ [the point $(0, a)$] to $t = \pi$ [the point $(-a, 0)$], the corresponding points are traced in a counterclockwise direction around the circle. The orientation is as indicated in Figure 58. J

Now Work PROBLEMS 7 AND 19

Let's analyze the plane curve in Example 2 further. The domain of each parametric equation is $-\infty < t < \infty$. So, the graph in Figure 58 is repeated each time that t increases by 2π .

If we wanted the curve to consist of exactly 1 revolution in the counterclockwise direction, we could write

$$x(t) = a \cos t \quad y(t) = a \sin t \quad 0 \leq t \leq 2\pi$$

This curve starts at $t = 0$ [the point $(a, 0)$], proceeds counterclockwise around the circle, and ends at $t = 2\pi$ [also the point $(a, 0)$].

If we wanted the curve to consist of exactly three revolutions in the counterclockwise direction, we could write

$$x(t) = a \cos t \quad y(t) = a \sin t \quad -2\pi \leq t \leq 4\pi$$

or

$$x(t) = a \cos t \quad y(t) = a \sin t \quad 0 \leq t \leq 6\pi$$

or

$$x(t) = a \cos t \quad y(t) = a \sin t \quad 2\pi \leq t \leq 8\pi$$

EXAMPLE 3

Describing Parametric Equations

Find rectangular equations for the following plane curves defined by parametric equations. Graph each curve.

(a) $x(t) = a \cos t$ $y(t) = a \sin t$ $0 \leq t \leq \pi$ $a > 0$

(b) $x(t) = -a \sin t$ $y(t) = -a \cos t$ $0 \leq t \leq \pi$ $a > 0$

Solution

(a) Eliminate the parameter t using a Pythagorean Identity.

$$\cos^2 t + \sin^2 t = 1$$

$$\left(\frac{x}{a}\right)^2 + \left(\frac{y}{a}\right)^2 = 1$$

$$x^2 + y^2 = a^2$$

The plane curve defined by these parametric equations lies on a circle with radius a and center at $(0, 0)$. The curve begins at the point $(a, 0)$, when $t = 0$; passes through the point $(0, a)$, when $t = \frac{\pi}{2}$; and ends at the point $(-a, 0)$, when $t = \pi$. The parametric equations define the upper semicircle of a circle of radius a with a counterclockwise orientation. See Figure 59.

The rectangular equation is

$$y = \sqrt{a^2 - x^2} \quad -a \leq x \leq a$$

(b) Eliminate the parameter t using a Pythagorean Identity.

$$\sin^2 t + \cos^2 t = 1$$

$$\left(\frac{x}{-a}\right)^2 + \left(\frac{y}{-a}\right)^2 = 1$$

$$x^2 + y^2 = a^2$$

The plane curve defined by the parametric equations lies on a circle with radius a and center at $(0, 0)$. The curve begins at the point $(0, -a)$, when $t = 0$; passes through the point $(-a, 0)$, when $t = \frac{\pi}{2}$; and ends at the point $(0, a)$, when $t = \pi$. The parametric equations define the left semicircle of a circle of radius a with a clockwise orientation. See Figure 60.

The rectangular equation is

$$x = -\sqrt{a^2 - y^2} \quad -a \leq y \leq a$$

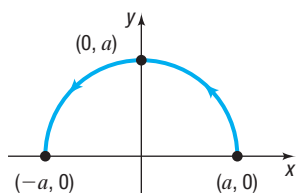


Figure 59

$$x(t) = a \cos t \quad y(t) = a \sin t$$

$$0 \leq t \leq \pi \quad a > 0$$

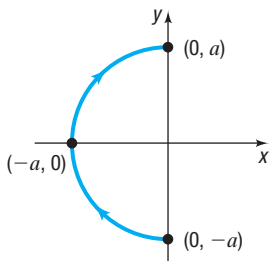


Figure 60

$$x(t) = -a \sin t \quad y(t) = -a \cos t$$

$$0 \leq t \leq \pi \quad a > 0$$

Example 3 illustrates the versatility of parametric equations for replacing complicated rectangular equations, while providing additional information about orientation. These characteristics make parametric equations very useful in applications, such as projectile motion.



3 Use Time as a Parameter in Parametric Equations

If we think of the parameter t as time, then the parametric equations $x = x(t)$ and $y = y(t)$ specify how the x - and y -coordinates of a moving point vary with time.

For example, we can use parametric equations to model the motion of an object, sometimes referred to as **curvilinear motion**. Using parametric equations, we can specify not only *where* the object travels—that is, its location (x, y) —but also *when* it gets there—that is, the time t .

When an object is propelled upward at an inclination θ to the horizontal with initial speed v_0 , the resulting motion is called **projectile motion**.

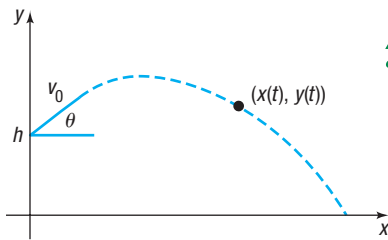


Figure 61 Projectile motion



In calculus the following result is proved.

The parametric equations of the path of a projectile fired at an inclination θ to the horizontal, with an initial speed v_0 , from a height h above the horizontal, are

$$x(t) = (v_0 \cos \theta)t \quad y(t) = -\frac{1}{2}gt^2 + (v_0 \sin \theta)t + h \quad (2)$$

where t is time and g is the constant acceleration due to gravity (approximately 32 ft/sec^2 , or 9.8 m/sec^2).

See Figure 61.

EXAMPLE 4

Projectile Motion

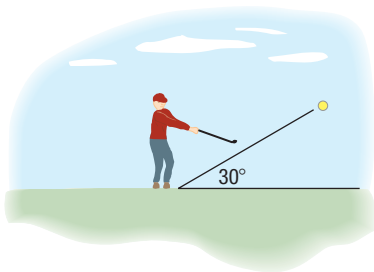


Figure 62

Suppose that Jim hit a golf ball with an initial speed of 150 feet per second at an angle of 30° to the horizontal. See Figure 62.

- Find parametric equations that describe the position of the ball as a function of time.
- How long was the golf ball in the air?
- When was the ball at its maximum height? Find the maximum height of the ball.
- Find the distance that the ball traveled.

Solution

- We have $v_0 = 150 \text{ ft/sec}$, $\theta = 30^\circ$, $h = 0 \text{ ft}$ (the ball is on the ground), and $g = 32 \text{ ft/sec}^2$ (since the units are in feet and seconds). Substitute these values into equations (2) to get

$$x(t) = (v_0 \cos \theta)t = (150 \cos 30^\circ)t = 75\sqrt{3}t$$

$$y(t) = -\frac{1}{2}gt^2 + (v_0 \sin \theta)t + h = -\frac{1}{2} \cdot 32 \cdot t^2 + (150 \sin 30^\circ)t + 0 = -16t^2 + 75t$$

- To find the length of time that the ball was in the air, solve the equation $y(t) = 0$.

$$-16t^2 + 75t = 0$$

$$t(-16t + 75) = 0$$

$$t = 0 \text{ sec} \quad \text{or} \quad t = \frac{75}{16} = 4.6875 \text{ sec}$$

The ball struck the ground after 4.6875 seconds.

- Notice that the height y of the ball is a quadratic function of t , so the maximum height of the ball can be found by determining the vertex of $y(t) = -16t^2 + 75t$. The value of t at the vertex is

$$t = \frac{-75}{-32} = 2.34375 \text{ sec}$$

The ball was at its maximum height after 2.34375 seconds. The maximum height of the ball is found by evaluating the function $y(t)$ at $t = 2.34375$ seconds.

$$\text{Maximum height} = -16 \cdot (2.34375)^2 + 75 \cdot 2.34375 \approx 87.89 \text{ feet}$$

- Since the ball was in the air for 4.6875 seconds, the horizontal distance that the ball traveled is

$$x = 75\sqrt{3} \cdot 4.6875 \approx 608.92 \text{ feet}$$

Need to Review?

- The vertex of a quadratic function $y = f(x) = ax^2 + bx + c$
- is the point $\left(-\frac{b}{2a}, f\left(-\frac{b}{2a}\right)\right)$
- Refer to Section 3.3, pp. 150–152.



Exploration

Simulate the motion of a ball thrown straight up with an initial speed of 100 feet per second from a height of 5 feet above the ground. Use PARAMETRIC mode on a TI-84 Plus C with $T_{\min} = 0$, $T_{\max} = 6.5$, $T_{\text{step}} = 0.1$, $X_{\min} = 0$, $X_{\max} = 5$, $Y_{\min} = 0$, and $Y_{\max} = 180$. What happens to the speed with which the graph is drawn as the ball goes up and then comes back down? How do you interpret this physically? Repeat the experiment using other values for T_{step} . How does this affect the experiment?

[Hint: In the projectile motion equations, let $\theta = 90^\circ$, $v_0 = 100$, $h = 5$, and $g = 32$. Use $x = 3$ instead of $x = 0$ to see the vertical motion better.]

Result In Figure 63(a), the ball is going up. In Figure 63(b), the ball is near its highest point. Finally, in Figure 63(c), the ball is coming back down.

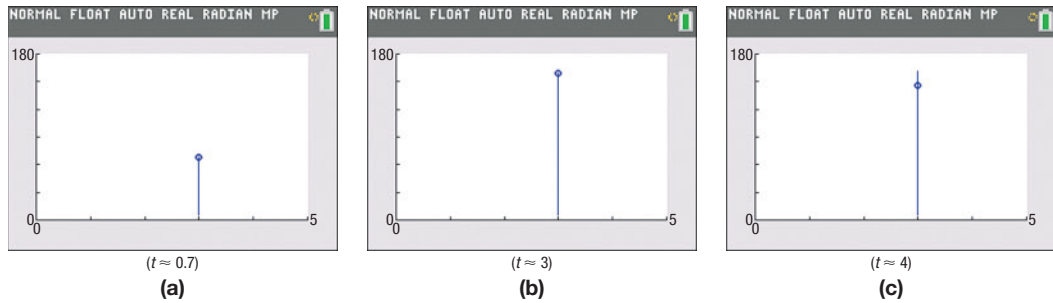


Figure 63

Notice that as the ball goes up, its speed decreases, until at the highest point it is zero. Then the speed increases as the ball comes back down.

Now Work PROBLEM 49

A graphing utility can be used to simulate other kinds of motion as well. Let's work Example 5 from Section A.8 using parametric equations.

EXAMPLE 5

Simulating Motion

Tanya, who is a long-distance runner, runs at an average speed of 8 miles per hour. Two hours after Tanya leaves your house, you leave in your Honda and follow the same route. See Figure 64. If the Honda's average speed is 40 miles per hour, how long is it before you catch up to Tanya? Use a simulation of the two motions to verify the answer.

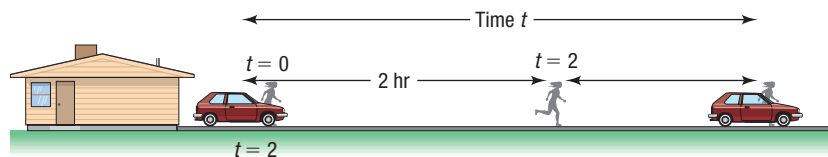


Figure 64

Solution

Begin with two sets of parametric equations: one to describe Tanya's motion, the other to describe the motion of the Honda. We choose time $t = 0$ to be when Tanya leaves the house. If we choose $y_1 = 2$ as Tanya's path, then we can use $y_2 = 4$ as the parallel path of the Honda. The horizontal distances traversed in time t (Distance = Rate \times Time) are

$$\text{Tanya: } x_1(t) = 8t \quad \text{Honda: } x_2(t) = 40(t - 2)$$

You catch up to Tanya when $x_1 = x_2$.

$$8t = 40(t - 2)$$

$$8t = 40t - 80$$

$$-32t = -80$$

$$t = \frac{-80}{-32} = 2.5$$

You catch up to Tanya 2.5 hours after Tanya leaves the house.

In PARAMETRIC mode with Tstep = 0.01, simultaneously graph

$$\text{Tanya: } x_1(t) = 8t \quad \text{Honda: } x_2(t) = 40(t - 2)$$

$$y_1(t) = 2 \quad y_2(t) = 4$$

for $0 \leq t \leq 3$.

Figure 65 shows the relative positions of Tanya and the Honda for $t = 0$, $t = 2$, $t = 2.25$, $t = 2.5$, and $t = 2.75$ on a TI-84 Plus C.

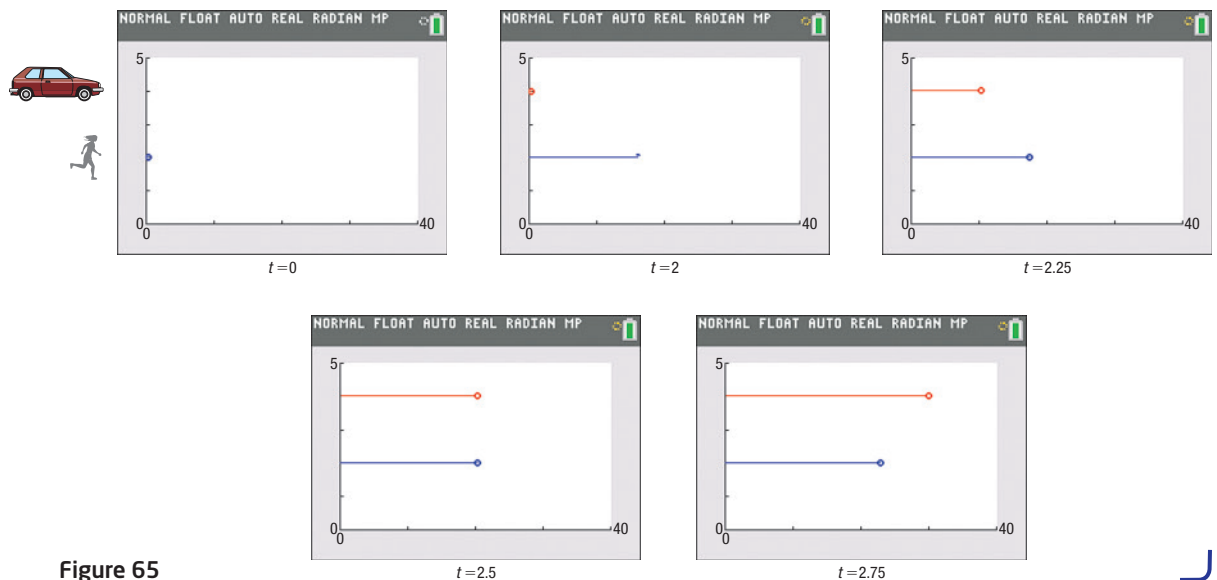


Figure 65

4 Find Parametric Equations for Plane Curves Defined by Rectangular Equations

If a plane curve is defined by the function $y = f(x)$, one way of finding parametric equations is to let $x = t$. Then $y = f(t)$, and

$$x(t) = t \quad y(t) = f(t) \quad t \text{ in the domain of } f$$

are parametric equations of the plane curve.

EXAMPLE 6

Finding Parametric Equations for a Plane Curve Defined by a Rectangular Equation

Find two different pairs of parametric equations for the function $y = x^2 - 4$.

Solution

For the first pair of parametric equations, let $x = t$. Then the parametric equations are

$$x(t) = t \quad y(t) = t^2 - 4 \quad -\infty < t < \infty$$

A second pair of parametric equations is found by letting $x = t^3$. Then the parametric equations become

$$x(t) = t^3 \quad y(t) = t^6 - 4 \quad -\infty < t < \infty$$

Care must be taken when using the second approach in Example 6. The substitution for x must be a function that allows x to take on all the values in the domain of f . For example, letting $x(t) = t^2$ so that $y(t) = t^4 - 4$ does not result in equivalent parametric equations for $y = x^2 - 4$, since only points for which $x \geq 0$ are obtained; yet the domain of $y = x^2 - 4$ is $\{x \mid x \text{ is any real number}\}$.

 **Now Work** PROBLEM 33

EXAMPLE 7

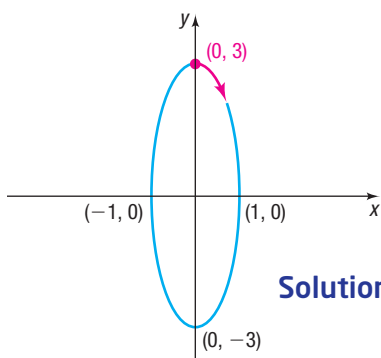
Finding Parametric Equations for an Object in Motion

Find parametric equations for the ellipse

$$x^2 + \frac{y^2}{9} = 1$$

where the parameter t is time (in seconds) and

- The motion around the ellipse is clockwise, begins at the point $(0, 3)$, and requires 1 second for a complete revolution.
- The motion around the ellipse is counterclockwise, begins at the point $(1, 0)$, and requires 2 seconds for a complete revolution.



Solution

Figure 66 $x^2 + \frac{y^2}{9} = 1$ with clockwise orientation

- Figure 66 shows the graph of the ellipse. Since the motion begins at the point $(0, 3)$, we want $x = 0$ and $y = 3$ when $t = 0$. Let

$$x(t) = \sin(\omega t) \quad \text{and} \quad y(t) = 3 \cos(\omega t)$$

for some constant ω . These parametric equations satisfy the equation of the ellipse. They also satisfy the requirement that when $t = 0$, then $x = 0$ and $y = 3$.

For the motion to be clockwise, the motion has to begin with the value of x increasing and the value of y decreasing as t increases. This requires that $\omega > 0$. [Do you know why? If $\omega > 0$, then $x(t) = \sin(\omega t)$ is increasing when $t \geq 0$ is near zero, and $y(t) = 3 \cos(\omega t)$ is decreasing when $t \geq 0$ is near zero.] See the red part of the graph in Figure 66.

Finally, since 1 revolution takes 1 second, the period $\frac{2\pi}{\omega} = 1$, so $\omega = 2\pi$.

Parametric equations that satisfy the conditions stipulated are

$$x(t) = \sin(2\pi t) \quad y(t) = 3 \cos(2\pi t) \quad 0 \leq t \leq 1 \quad (3)$$

- See Figure 67. Since the motion begins at the point $(1, 0)$, we want $x = 1$ and $y = 0$ when $t = 0$. The equation is an ellipse, so begin by letting

$$x(t) = \cos(\omega t) \quad \text{and} \quad y(t) = 3 \sin(\omega t)$$

for some constant ω . These parametric equations satisfy the equation of the ellipse. Furthermore, with this choice, when $t = 0$ we have $x = 1$ and $y = 0$.

For the motion to be counterclockwise, the motion has to begin with the value of x decreasing and the value of y increasing as t increases. This requires that $\omega > 0$. (Do you know why?) Finally, since 1 revolution requires 2 seconds, the period is $\frac{2\pi}{\omega} = 2$, so $\omega = \pi$. The parametric equations that satisfy the conditions stipulated are

$$x(t) = \cos(\pi t) \quad y(t) = 3 \sin(\pi t) \quad 0 \leq t \leq 2 \quad (4)$$

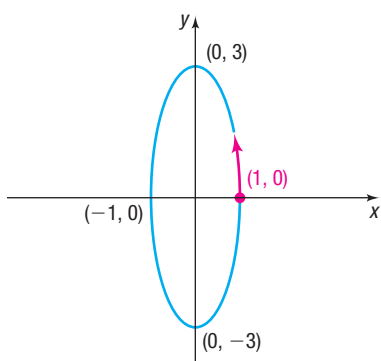


Figure 67 $x^2 + \frac{y^2}{9} = 1$ with counter-clockwise orientation

Either equations (3) or equations (4) can serve as parametric equations for the ellipse $x^2 + \frac{y^2}{9} = 1$. The direction of the motion, the beginning point, and the time for 1 revolution give a particular parametric representation.

 **Now Work** PROBLEM 39

The Cycloid

Suppose that a circle of radius a rolls along a horizontal line without slipping. As the circle rolls along the line, a point P on the circle will trace out a curve called a **cycloid** (see Figure 68). Deriving the equation of a cycloid in rectangular coordinates is difficult, but the task is relatively easy using parametric equations.

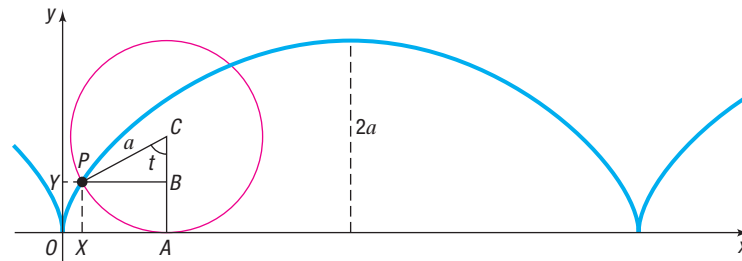


Figure 68 Cycloid

Begin with a circle of radius a and take the fixed line on which the circle rolls as the x -axis. Let the origin be one of the points at which the point P comes in contact with the x -axis. Figure 68 shows the position of this point P after the circle has rolled a bit. The angle t (in radians) measures the angle through which the circle has rolled.

Since we require no slippage, it follows that

$$\text{Arc } AP = d(O, A)$$

The length of arc AP is given by $s = r\theta$, where $r = a$ and $\theta = t$ radians. Then

$$at = d(O, A) \quad s = r\theta, \text{ where } r = a \text{ and } \theta = t$$

The x -coordinate of the point P is

$$d(O, X) = d(O, A) - d(X, A) = at - a \sin t = a(t - \sin t)$$

The y -coordinate of the point P is

$$d(O, Y) = d(A, C) - d(B, C) = a - a \cos t = a(1 - \cos t)$$



Exploration

Graph $x(t) = t - \sin t$, $y(t) = 1 - \cos t$, $0 \leq t \leq 3\pi$, using your graphing utility with Tstep = $\frac{\pi}{36}$ and a square screen. Compare your results with Figure 68.

THEOREM Parametric Equations of a Cycloid

The parametric equations of a cycloid are

$$x(t) = a(t - \sin t) \quad y(t) = a(1 - \cos t) \quad (5)$$

Applications to Mechanics

NOTE In Greek, *brachistochrone* means “the shortest time,” and *tautochrone* “equal time.” ■

If $a < 0$ in equation (5), we obtain an inverted cycloid, as shown in Figure 69(a). The inverted cycloid occurs as a result of some remarkable applications in the field of mechanics. We mention two of them: the *brachistochrone* and the *tautochrone*.

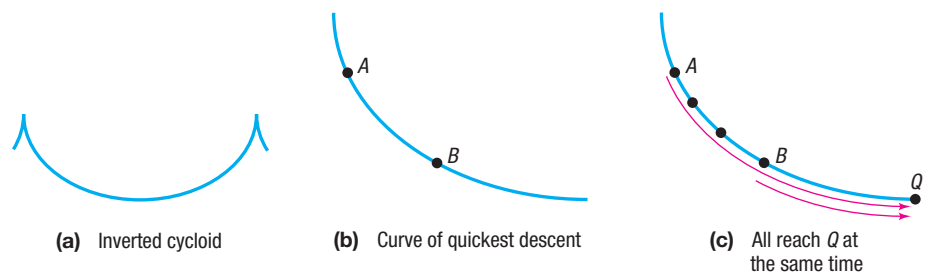


Figure 69



The **brachistochrone** is the curve of quickest descent. If a particle is constrained to follow some path from one point A to a lower point B (not on the same vertical line) and is acted on only by gravity, the time needed to make the descent is least if the

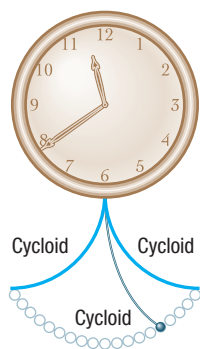


Figure 70

path is an inverted cycloid. See Figure 69(b). For example, to slide packages from a loading dock onto a truck, a ramp in the shape of an inverted cycloid might be used, so the packages get to the truck in the least amount of time. This remarkable discovery, which has been attributed to many famous mathematicians (including Johann Bernoulli and Blaise Pascal), was a significant step in creating the branch of mathematics known as the *calculus of variations*.

To define the **tautochrone**, let Q be the lowest point on an inverted cycloid. If several particles placed at various positions on an inverted cycloid simultaneously begin to slide down the cycloid, they will reach the point Q at the same time, as indicated in Figure 69(c). The tautochrone property of the cycloid was used by Christiaan Huygens (1629–1695), the Dutch mathematician, physicist, and astronomer, to construct a pendulum clock with a bob that swings along a cycloid (See Figure 70). In Huygens's clock, the bob was made to swing along a cycloid by suspending the bob on a thin wire constrained by two plates shaped like cycloids. In a clock of this design, the period of the pendulum is independent of its amplitude.

10.7 Assess Your Understanding

'Are You Prepared?' Answers are given at the end of these exercises. If you get a wrong answer, read the pages listed in red.

1. The function $f(x) = 3 \sin(4x)$ has amplitude _____ and period _____. (pp. 410–412)

Concepts and Vocabulary

2. Suppose $x = x(t)$ and $y = y(t)$ are two functions of a third variable t that are defined on the same interval I . The graph of the collection of points defined by $(x, y) = (x(t), y(t))$ is called a(n) _____. The variable t is called a(n) _____.
3. **Multiple Choice** The parametric equations $x(t) = 2 \sin t$ $y(t) = 3 \cos t$ define a(n) _____.
 (a) circle (b) ellipse (c) hyperbola (d) parabola
4. **Multiple Choice** If a circle rolls along a horizontal line without slipping, a fixed point P on the circle will trace out a curve called a(n) _____.
 (a) cycloid (b) epitrochoid
 (c) hypotrochoid (d) pendulum
5. **True or False** Parametric equations defining a curve are unique.
6. **True or False** Plane curves defined using parametric equations have an orientation.

Skill Building

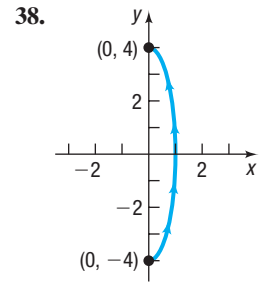
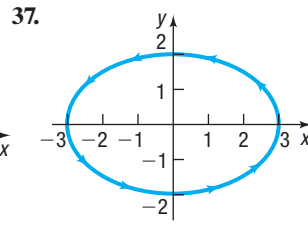
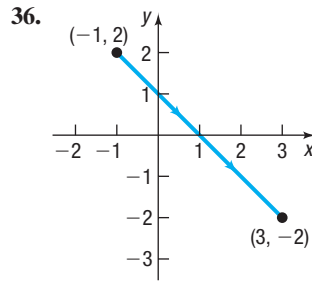
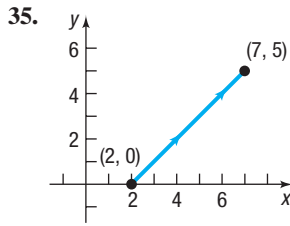
In Problems 7–26, graph the plane curve whose parametric equations are given, and show its orientation. Find the rectangular equation of each curve.

7. $x(t) = 3t + 2$, $y(t) = t + 1$; $0 \leq t \leq 4$
8. $x(t) = t - 3$, $y(t) = 2t + 4$; $0 \leq t \leq 2$
9. $x(t) = t + 2$, $y(t) = \sqrt{t}$; $t \geq 0$
10. $x(t) = \sqrt{2t}$, $y(t) = 4t$; $t \geq 0$
11. $x(t) = t^2 + 4$, $y(t) = t^2 - 4$; $-\infty < t < \infty$
12. $x(t) = \sqrt{t} + 4$, $y(t) = \sqrt{t} - 4$; $t \geq 0$
13. $x(t) = 3t^2$, $y(t) = t + 1$; $-\infty < t < \infty$
14. $x(t) = 2t - 4$, $y(t) = 4t^2$; $-\infty < t < \infty$
15. $x(t) = 2e^t$, $y(t) = 1 + e^t$; $t \geq 0$
16. $x(t) = e^t$, $y(t) = e^{-t}$; $t \geq 0$
17. $x(t) = \sqrt{t}$, $y(t) = t^{3/2}$; $t \geq 0$
18. $x(t) = t^{3/2} + 1$, $y(t) = \sqrt{t}$; $t \geq 0$
19. $x(t) = 2 \cos t$, $y(t) = 3 \sin t$; $0 \leq t \leq 2\pi$
20. $x(t) = 2 \cos t$, $y(t) = 3 \sin t$; $0 \leq t \leq \pi$
21. $x(t) = 2 \cos t$, $y(t) = 3 \sin t$; $-\pi \leq t \leq 0$
22. $x(t) = 2 \cos t$, $y(t) = \sin t$; $0 \leq t \leq \frac{\pi}{2}$
23. $x(t) = \sec t$, $y(t) = \tan t$; $0 \leq t \leq \frac{\pi}{4}$
24. $x(t) = \csc t$, $y(t) = \cot t$; $\frac{\pi}{4} \leq t \leq \frac{\pi}{2}$
25. $x(t) = \sin^2 t$, $y(t) = \cos^2 t$; $0 \leq t \leq 2\pi$
26. $x(t) = t^2$, $y(t) = \ln t$; $t > 0$

In Problems 27–34, find two different pairs of parametric equations for each rectangular equation.

27. $y = 4x - 1$ 28. $y = -8x + 3$ 29. $y = x^2 + 1$ 30. $y = -2x^2 + 1$
31. $y = x^3$ 32. $y = x^4 + 1$ 33. $x = y^{3/2}$ 34. $x = \sqrt{y}$

In Problems 35–38, find parametric equations that define the plane curve shown.



In Problems 39–42, find parametric equations for an object that moves along the ellipse $\frac{x^2}{4} + \frac{y^2}{9} = 1$ with the motion described.

39. The motion begins at $(2, 0)$, is clockwise, and requires 2 seconds for a complete revolution.
40. The motion begins at $(0, 3)$, is counterclockwise, and requires 1 second for a complete revolution.
41. The motion begins at $(0, 3)$, is clockwise, and requires 1 second for a complete revolution.
42. The motion begins at $(2, 0)$, is counterclockwise, and requires 3 seconds for a complete revolution.

In Problems 43 and 44, parametric equations of four plane curves are given. Graph each of them, indicating the orientation.

43. $C_1: x(t) = t, y(t) = t^2; -4 \leq t \leq 4$
 $C_2: x(t) = \cos t, y(t) = 1 - \sin^2 t; 0 \leq t \leq \pi$
 $C_3: x(t) = e^t, y(t) = e^{2t}; 0 \leq t \leq \ln 4$
 $C_4: x(t) = \sqrt{t}, y(t) = t; 0 \leq t \leq 16$

44. $C_1: x(t) = t, y(t) = \sqrt{1 - t^2}; -1 \leq t \leq 1$
 $C_2: x(t) = \sin t, y(t) = \cos t; 0 \leq t \leq 2\pi$
 $C_3: x(t) = \cos t, y(t) = \sin t; 0 \leq t \leq 2\pi$
 $C_4: x(t) = \sqrt{1 - t^2}, y(t) = t; -1 \leq t \leq 1$

In Problems 45–48, use a graphing utility to graph the plane curve defined by the given parametric equations.

45. $x(t) = t \sin t, y(t) = t \cos t, t > 0$
46. $x(t) = \sin t + \cos t, y(t) = \sin t - \cos t$
47. $x(t) = 4 \sin t - 2 \sin(2t)$
 $y(t) = 4 \cos t - 2 \cos(2t)$
48. $x(t) = 4 \sin t + 2 \sin(2t)$
 $y(t) = 4 \cos t + 2 \cos(2t)$

Applications and Extensions

49. **Projectile Motion** Bob throws a ball straight up with an initial speed of 50 feet per second from a height of 6 feet.
- (a) Find parametric equations that model the motion of the ball as a function of time.
- (b) How long is the ball in the air?
- (c) When is the ball at its maximum height? Determine the maximum height of the ball.
- (d) Simulate the motion of the ball by graphing the equations found in part (a).
50. **Projectile Motion** Alice throws a ball straight up with an initial speed of 40 feet per second from a height of 5 feet.
- (a) Find parametric equations that model the motion of the ball as a function of time.
- (b) How long is the ball in the air?
- (c) When is the ball at its maximum height? Determine the maximum height of the ball.
- (d) Simulate the motion of the ball by graphing the equations found in part (a).
51. **Catching a Train** Bill's train leaves at 8:06 AM and accelerates at the rate of 2 meters per second per second. Bill, who can run 5 meters per second, arrives at the train station 5 seconds after the train has left and runs for the train.
- (a) Find parametric equations that model the motions of the train and Bill as a function of time.
- [Hint: The position s at time t of an object having acceleration a is $s = \frac{1}{2}at^2$.]
- (b) Determine algebraically whether Bill will catch the train. If so, when?
- (c) Simulate the motion of the train and Bill by simultaneously graphing the equations found in part (a).
52. **Catching a Bus** Jodi's bus leaves at 5:30 PM and accelerates at the rate of 3 meters per second per second. Jodi, who can run 5 meters per second, arrives at the bus station 2 seconds after the bus has left and runs for the bus.
- (a) Find parametric equations that model the motions of the bus and Jodi as a function of time.
- [Hint: The position s at time t of an object having acceleration a is $s = \frac{1}{2}at^2$.]
- (b) Determine algebraically whether Jodi will catch the bus. If so, when?
- (c) Simulate the motion of the bus and Jodi by graphing simultaneously the equations found in part (a).
53. **Projectile Motion** Sean throws a baseball with an initial speed of 145 feet per second at an angle of 20° to the horizontal. The ball leaves Sean's hand at a height of 5 feet.
- (a) Find parametric equations that model the position of the ball as a function of time.
- (b) How long is the ball in the air?
- (c) Determine the horizontal distance that the ball travels.
- (d) When is the ball at its maximum height? Determine the maximum height of the ball.
- (e) Using a graphing utility, simultaneously graph the equations found in part (a).

54. Projectile Motion Billy hit a baseball with an initial speed of 125 feet per second at an angle of 40° to the horizontal. The ball was hit at a height of 3 feet above the ground.

- Find parametric equations that model the position of the ball as a function of time.
- How long was the ball in the air?
- Determine the horizontal distance that the ball traveled.
- When was the ball at its maximum height? Determine the maximum height of the ball.



- Using a graphing utility, simultaneously graph the equations found in part (a).

55. Projectile Motion Suppose that Adam hits a golf ball off a cliff 300 meters high with an initial speed of 40 meters per second at an angle of 45° to the horizontal.

- Find parametric equations that model the position of the ball as a function of time.
- How long is the ball in the air?
- Determine the horizontal distance that the ball travels.
- When is the ball at its maximum height? Determine the maximum height of the ball.



- Using a graphing utility, simultaneously graph the equations found in part (a).

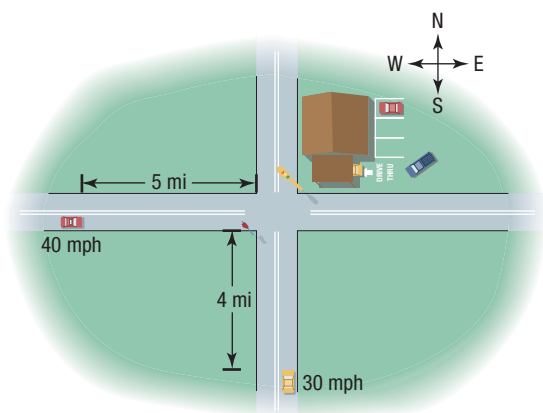
56. Projectile Motion Suppose that Karla hits a golf ball off a cliff 300 meters high with an initial speed of 40 meters per second at an angle of 45° to the horizontal on the Moon (gravity on the Moon is one-sixth of that on Earth).

- Find parametric equations that model the position of the ball as a function of time.
- How long is the ball in the air?
- Determine the horizontal distance that the ball travels.
- When is the ball at its maximum height? Determine the maximum height of the ball.



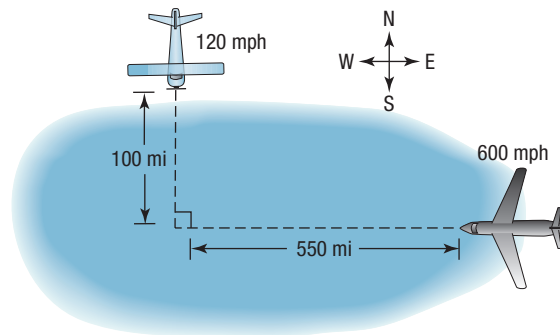
- Using a graphing utility, simultaneously graph the equations found in part (a).

57. Uniform Motion A Toyota Camry (traveling east at 40 mph) and a Chevy Impala (traveling north at 30 mph) are heading toward the same intersection. The Camry is 5 miles from the intersection when the Impala is 4 miles from the intersection. See the figure.



- Find parametric equations that model the motion of the Camry and the Impala.
- Find a formula for the distance between the cars as a function of time.
- Graph the function in part (b) using a graphing utility.
- What is the minimum distance between the cars? When are the cars closest?
- Simulate the motion of the cars by simultaneously graphing the equations found in part (a).

58. Uniform Motion A Cessna (heading south at 120 mph) and a Boeing 737 (heading west at 600 mph) are flying toward the same point at the same altitude. The Cessna is 100 miles from the point where the flight patterns intersect, and the 737 is 550 miles from this intersection point. See the figure.



- Find parametric equations that model the motion of the Cessna and the 737.
- Find a formula for the distance between the planes as a function of time.
- Graph the function in part (b) using a graphing utility.
- What is the minimum distance between the planes? When are the planes closest?
- Simulate the motion of the planes by simultaneously graphing the equations found in part (a).

59. The Green Monster The left field wall at Fenway Park is 310 feet from home plate; the wall itself (affectionately named the Green Monster) is 37 feet high. A batted ball must clear the wall to be a home run. Suppose a ball leaves the bat 3 feet above the ground, at an angle of 45° . Use $g = 32 \text{ ft/sec}^2$ as the acceleration due to gravity, and ignore any air resistance.

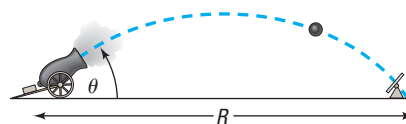
- Find parametric equations that model the position of the ball as a function of time.
- What is the maximum height of the ball if it leaves the bat with a speed of 90 miles per hour? Give your answer in feet.
- How far is the ball from home plate at its maximum height? Give your answer in feet.
- If the ball is hit straight down the left field line, will it clear the Green Monster? If it does, by how much does it clear the wall?

Source: The Boston Red Sox

60. Projectile Motion The position of a projectile fired with an initial velocity v_0 feet per second and at an angle θ to the horizontal at the end of t seconds is given by the parametric equations

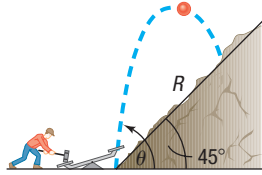
$$x(t) = (v_0 \cos \theta)t \quad y(t) = (v_0 \sin \theta)t - 16t^2$$

See the figure.



- Obtain a rectangular equation of the trajectory, and identify the curve.
- Show that the projectile hits the ground ($y = 0$) when $t = \frac{1}{16}v_0 \sin \theta$.

- (c) How far has the projectile traveled (horizontally) when it strikes the ground? In other words, find the range R .
- (d) Find the time t when $x = y$. Next find the horizontal distance x and the vertical distance y traveled by the projectile in this time. Then compute $\sqrt{x^2 + y^2}$. This is the distance R , the range, that the projectile travels up a plane inclined at 45° to the horizontal ($x = y$). See the following figure. (See also Problem 105 in Section 7.6.)



61. Show that parametric equations for a line passing through the points (x_1, y_1) and (x_2, y_2) are

$$\begin{aligned}x(t) &= (x_2 - x_1)t + x_1 \\y(t) &= (y_2 - y_1)t + y_1 \quad -\infty < t < \infty\end{aligned}$$

What is the orientation of this line?

Explaining Concepts: Discussion and Writing

65. In Problem 62, we graphed the hypocycloid. Now graph the rectangular equations of the hypocycloid. Did you obtain a complete graph? If not, experiment until you do.
66. Research plane curves called *hypocycloid* and *epicycloid*. Write a report on what you find. Compare and contrast them to a cycloid.

Retain Your Knowledge

Problems 67–75 are based on material learned earlier in the course. The purpose of these problems is to keep the material fresh in your mind so that you are better prepared for the final exam.

67. Graph the equation $3x - 4y = 8$ on the xy -plane.
68. Graph $y = 2 \cos(2x) + \sin\left(\frac{x}{2}\right)$ on the xy -plane.
69. The International Space Station (ISS) orbits Earth at a height of approximately 248 miles above the surface. What is the distance, in miles, on the surface of Earth that can be observed from the ISS? Assume that Earth's radius is 3960 miles.
Source: nasa.gov
70. The displacement d (in meters) of an object at time t (in seconds) is given by $d(t) = 2 \cos(4t)$.
(a) Describe the motion of the object.
(b) What is the maximum displacement of the object from its rest position?
(c) What is the time required for 1 oscillation?
(d) What is the frequency?
71. Find the oblique asymptote of $R(x) = \frac{4x^2 - 9x + 7}{2x + 1}$
72. Find the difference quotient of $f(x) = \frac{1}{x + 3}$ as $h \rightarrow 0$.
73. Find the exact value of $\cos 285^\circ$.
74. Solve $\log_5(7 - x) + \log_5(3x + 5) = \log_5(24x)$.
75. If $f(x) = \frac{1}{4}x^3 + 1$ and $g(x) = \frac{3}{4}x^2$, find all numbers c in the interval $[0, 2]$ where $g(c)$ equals the average rate of change of f over the interval.

'Are You Prepared?' Answers

1. $3; \frac{\pi}{2}$

62. **Hypocycloid** The hypocycloid is a plane curve defined by the parametric equations

$$x(t) = \cos^3 t \quad y(t) = \sin^3 t \quad 0 \leq t \leq 2\pi$$

- (a) Graph the hypocycloid using a graphing utility.
(b) Find a rectangular equation of the hypocycloid.

63. **Challenge Problem** Find parametric equations for the circle $x^2 + y^2 = R^2$, using as the parameter the slope m of the line through the point $(-R, 0)$ and a general point $P = (x, y)$ on the circle.

64. **Challenge Problem** Find parametric equations for the parabola $y = x^2$, using as the parameter the slope m of the line joining the point $(1, 1)$ to a general point $P = (x, y)$ of the parabola.

Chapter Review

Things to Know

Equations

Parabola (pp. 654–658)	See Tables 1 and 2 (pp. 656 and 657).
Ellipse (pp. 663–669)	See Table 3 (p. 668).
Hyperbola (pp. 673–681)	See Table 4 (p. 680).
General equation of a conic (p. 692)	$Ax^2 + Bxy + Cy^2 + Dx + Ey + F = 0$ Parabola if $B^2 - 4AC = 0$ Ellipse (or circle) if $B^2 - 4AC < 0$ Hyperbola if $B^2 - 4AC > 0$
Polar equations of a conic with focus at the pole (pp. 694–698)	See Table 5 (p. 697).
Parametric equations of a plane curve (p. 701)	$x = x(t), y = y(t), t$ is the parameter

Definitions

Parabola (p. 654)	Set of points P in a plane for which $d(F, P) = d(P, D)$, where F is the focus and D is the directrix
Ellipse (p. 663)	Set of points P in a plane the sum of whose distances from two fixed points (the foci) is a constant
Hyperbola (p. 673)	Set of points P in a plane the difference of whose distances from two fixed points (the foci) is a constant
Conic in polar coordinates (p. 695)	The collection of points P for which $\frac{d(F, P)}{d(D, P)} = e$ Parabola if $e = 1$ Ellipse if $e < 1$ Hyperbola if $e > 1$

Formulas

Rotation formulas (p. 688)	$x = x' \cos \theta - y' \sin \theta$ $y = x' \sin \theta + y' \cos \theta$
Angle θ of rotation that eliminates the $x'y'$ -term (p. 689)	$\cot(2\theta) = \frac{A - C}{B} \quad 0^\circ < \theta < 90^\circ$

Objectives

Section	You should be able to . . .	Example(s)	Review Exercises
10.1	1 Know the names of the conics (p. 653)		1–16
10.2	1 Analyze parabolas with vertex at the origin (p. 654)	1–5	1, 11
	2 Analyze parabolas with vertex at (h, k) (p. 657)	6, 7	4, 6, 9, 14
	3 Solve applied problems involving parabolas (p. 659)	8	39
10.3	1 Analyze ellipses with center at the origin (p. 663)	1–4	3, 13
	2 Analyze ellipses with center at (h, k) (p. 667)	5, 6	8, 10, 16, 38
	3 Solve applied problems involving ellipses (p. 669)	7	40
10.4	1 Analyze hyperbolas with center at the origin (p. 674)	1–4	2, 5, 12, 37
	2 Find the asymptotes of a hyperbola (p. 678)	5, 6	2, 5, 7
	3 Analyze hyperbolas with center at (h, k) (p. 680)	7, 8	7, 15, 17, 18
	4 Solve applied problems involving hyperbolas (p. 681)	9	41
10.5	1 Identify a conic (p. 686)	1	19, 20
	2 Use a rotation of axes to transform equations (p. 687)	2	24–26
	3 Analyze an equation using a rotation of axes (p. 690)	3, 4	24–26, 44
	4 Identify conics without rotating the axes (p. 692)	5	21–23

Section	You should be able to . . .	Example(s)	Review Exercises
10.6	1 Analyze and graph polar equations of conics (p. 694)	1–3	27–29
	2 Convert the polar equation of a conic to a rectangular equation (p. 698)	4	30, 31
10.7	1 Graph parametric equations (p. 701)	1	32–34
	2 Find a rectangular equation for a plane curve defined parametrically (p. 702)	2, 3	32–34
	3 Use time as a parameter in parametric equations (p. 704)	4, 5	42, 43
	4 Find parametric equations for plane curves defined by rectangular equations (p. 707)	6, 7	35, 36

Review Exercises

In Problems 1–10, identify each equation. If it is a parabola, give its vertex, focus, and directrix; if it is an ellipse, give its center, vertices, and foci; if it is a hyperbola, give its center, vertices, foci, and asymptotes.

1. $y^2 = -16x$

2. $\frac{x^2}{25} - y^2 = 1$

3. $\frac{y^2}{25} + \frac{x^2}{16} = 1$

4. $x^2 + 4y = 4$

5. $4x^2 - y^2 = 8$

6. $x^2 - 4x = 2y$

7. $y^2 - 4y - 4x^2 + 8x = 4$

8. $4x^2 + 9y^2 - 16x - 18y = 11$

9. $4x^2 - 16x + 16y + 32 = 0$

10. $9x^2 + 4y^2 - 18x + 8y = 23$

In Problems 11–18, find an equation of the conic described. Graph the equation.

11. Parabola; focus at $(-2, 0)$; directrix the line $x = 2$ 12. Hyperbola; center at $(0, 0)$; focus at $(0, 4)$; vertex at $(0, -2)$ 13. Ellipse; foci at $(-3, 0)$ and $(3, 0)$; vertex at $(4, 0)$ 14. Parabola; vertex at $(2, -3)$; focus at $(2, -4)$ 15. Hyperbola; center at $(-2, -3)$; focus at $(-4, -3)$; vertex at $(-3, -3)$ 16. Ellipse; foci at $(-4, 2)$ and $(-4, 8)$; vertex at $(-4, 10)$ 17. Center at $(-1, 2)$; $a = 3$; $c = 4$; transverse axis parallel to the x -axis18. Vertices at $(0, 1)$ and $(6, 1)$; asymptote the line $3y + 2x = 9$

In Problems 19–23, identify each conic without completing the squares and without applying a rotation of axes.

19. $y^2 + 4x + 3y - 8 = 0$

20. $x^2 + 2y^2 + 4x - 8y + 2 = 0$

21. $9x^2 - 12xy + 4y^2 + 8x + 12y = 0$

22. $4x^2 + 10xy + 4y^2 - 9 = 0$

23. $x^2 - 2xy + 3y^2 + 2x + 4y - 1 = 0$

In Problems 24–26, rotate the axes so that the new equation contains no xy -term. Analyze and graph the new equation.

24. $2x^2 + 5xy + 2y^2 - \frac{9}{2} = 0$

25. $6x^2 + 4xy + 9y^2 - 20 = 0$

26. $4x^2 - 12xy + 9y^2 + 12x + 8y = 0$

In Problems 27–29, identify the conic that each polar equation represents, and graph it.

27. $r = \frac{4}{1 - \cos \theta}$

28. $r = \frac{6}{2 - \sin \theta}$

29. $r = \frac{8}{4 + 8 \cos \theta}$

In Problems 30 and 31, convert each polar equation to a rectangular equation.

30. $r = \frac{4}{1 - \cos \theta}$

31. $r = \frac{8}{4 + 8 \cos \theta}$

In Problems 32–34, graph the plane curve whose parametric equations are given, and show its orientation. Find a rectangular equation of each curve.

32. $x(t) = 4t - 2$, $y(t) = 1 - t$; $-\infty < t < \infty$


33. $x(t) = 3 \sin t$, $y(t) = 4 \cos t + 2$; $0 \leq t \leq 2\pi$

34. $x(t) = \sec^2 t$, $y(t) = \tan^2 t$; $0 \leq t \leq \frac{\pi}{4}$

35. Find two different pairs of parametric equations for $y = -2x + 4$.
36. Find parametric equations for an object that moves along the ellipse $\frac{x^2}{16} + \frac{y^2}{9} = 1$, where the motion begins at $(4, 0)$, is counterclockwise, and requires 4 seconds for a complete revolution.

37. Find an equation of the hyperbola whose foci are the vertices of the ellipse $4x^2 + 9y^2 = 36$ and whose vertices are the foci of this ellipse.

38. Describe the collection of points in a plane so that the distance from each point to the point $(3, 0)$ is three-fourths of its distance from the line $x = \frac{16}{3}$.

 **39. Searchlight** A searchlight is shaped like a paraboloid of revolution. If a light source is located 1 foot from the vertex along the axis of symmetry and the opening is 2 feet across, how deep should the mirror be in order to reflect the light rays parallel to the axis of symmetry?

40. Semielliptical Arch Bridge A bridge is built in the shape of a semielliptical arch. The bridge has a span of 60 feet and a maximum height of 20 feet. Find the height of the arch at distances of 5, 10, and 20 feet from the center.


41. Calibrating Instruments In a test of their recording devices, a team of seismologists positioned two devices 2000 feet apart, with the device at point A to the west of the device at point B . At a point between the devices and 200 feet from point B , a small amount of explosive was detonated and a note made of the time at which the sound reached each device. A second explosion is to be carried out at a point directly north of point B . How far north should the site of the second explosion be chosen so that the measured time difference recorded by the devices for the second detonation is the same as that recorded for the first detonation?

42. Uniform Motion Mary's train leaves at 7:15 AM and accelerates at the rate of 3 meters per second per second. Mary, who can run 6 meters per second, arrives at the train station 2 seconds after the train has left.

(a) Find parametric equations that model the motion of the train and Mary as a function of time.

[Hint: The position s at time t of an object having acceleration a is $s = \frac{1}{2}at^2$.]

(b) Determine algebraically whether Mary will catch the train. If so, when?

 (c) Simulate the motions of the train and Mary by simultaneously graphing the equations found in part (a).


43. Projectile Motion Nick Foles throws a football with an initial speed of 80 feet per second at an angle of 35° to the horizontal. The ball leaves his hand at a height of 6 feet.

(a) Find parametric equations that model the position of the ball as a function of time.

(b) How long is the ball in the air?

(c) When is the ball at its maximum height? Determine the maximum height of the ball.

(d) Determine the horizontal distance that the ball travels.

 (e) Using a graphing utility, simultaneously graph the equations found in part (a).

44. Formulate a strategy for discussing and graphing an equation of the form

$$Ax^2 + Bxy + Cy^2 + Dx + Ey + F = 0$$

Chapter Test

CHAPTER Test Prep VIDEOS

The Chapter Test Prep Videos include step-by-step solutions to all chapter test exercises. These videos are available in MyLab™ Math, or on this text's YouTube Channel. Refer to the Preface for a link to the YouTube channel.

In Problems 1–3, identify each equation. If it is a parabola, give its vertex, focus, and directrix; if an ellipse, give its center, vertices, and foci; if a hyperbola, give its center, vertices, foci, and asymptotes.

1. $\frac{(x+1)^2}{4} - \frac{y^2}{9} = 1$

2. $8y = (x-1)^2 - 4$

3. $2x^2 + 3y^2 + 4x - 6y = 13$

In Problems 4–6, find an equation of the conic described; graph the equation.

4. Parabola: focus $(-1, 4.5)$, vertex $(-1, 3)$

5. Ellipse: center $(0, 0)$, vertex $(0, -4)$, focus $(0, 3)$

6. Hyperbola: center $(2, 2)$, vertex $(2, 4)$, contains the point $(2 + \sqrt{10}, 5)$

In Problems 7–9, identify each conic without completing the square or rotating axes.

7. $2x^2 + 5xy + 3y^2 + 3x - 7 = 0$

8. $3x^2 - xy + 2y^2 + 3y + 1 = 0$

9. $x^2 - 6xy + 9y^2 + 2x - 3y - 2 = 0$

10. Given the equation $41x^2 - 24xy + 34y^2 - 25 = 0$, rotate the axes so that there is no xy -term. Analyze and graph the new equation.

11. Identify the conic represented by the polar equation $r = \frac{3}{1 - 2 \cos \theta}$. Find the rectangular equation.

12. Graph the plane curve whose parametric equations are given, and show its orientation. Find the rectangular equation for the plane curve.

$$x(t) = 3t - 2 \quad y(t) = 1 - \sqrt{t} \quad 0 \leq t \leq 9$$

13. A parabolic reflector (paraboloid of revolution) is used by TV crews at football games to pick up the referee's announcements, quarterback signals, and so on. A microphone is placed at the focus of the parabola. If a certain reflector is 4 feet wide and 1.5 feet deep, where should the microphone be placed?

Cumulative Review

1. For $f(x) = -3x^2 + 5x - 2$, find

$$\frac{f(x+h) - f(x)}{h} \quad h \neq 0$$

2. In the complex number system, solve the equation

$$9x^4 + 33x^3 - 71x^2 - 57x - 10 = 0$$

3. For what numbers x is $6 - x \geq x^2$?

4. (a) Find the domain and range of $y = 3^x + 2$.

(b) Find the inverse of $y = 3^x + 2$ and state its domain and range.

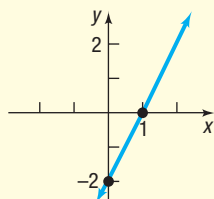
5. $f(x) = \log_4(x - 2)$

(a) Solve $f(x) = 2$.

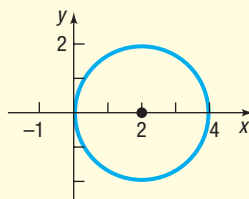
(b) Solve $f(x) \leq 2$.

6. Find an equation for each of the following graphs.

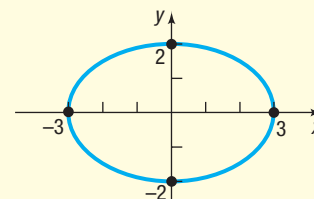
(a) Line:



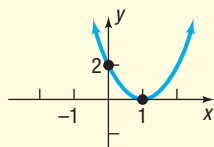
(b) Circle:



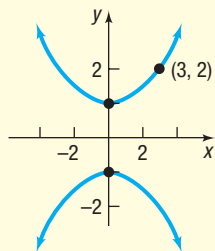
(c) Ellipse:



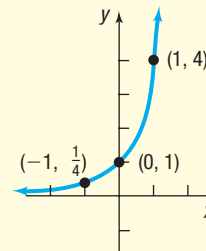
(d) Parabola:



(e) Hyperbola:



(f) Exponential:



7. Find all the solutions of the equation $\sin(2\theta) = 0.5$.

8. Find a polar equation for the line containing the origin that makes an angle of 30° with the positive x -axis.

9. Find a polar equation for the circle with center at the point $(0, 4)$ and radius 4. Graph this circle.

10. What is the domain of the function $f(x) = \frac{3}{\sin x + \cos x}$?

11. Solve the equation $\cot(2\theta) = 1$, where $0^\circ < \theta < 90^\circ$.

12. Find the rectangular equation of the plane curve

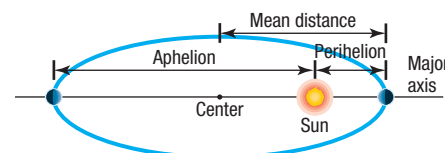
$$x(t) = 5 \tan t \quad y(t) = 5 \sec^2 t \quad -\frac{\pi}{2} < t < \frac{\pi}{2}$$


Chapter Projects



Internet-based Project

- I. **Comet Hale-Bopp** The orbits of planets and some comets about the Sun are ellipses, with the Sun at one focus. The **aphelion** of a planet is its greatest distance from the Sun, and the **perihelion** is its shortest distance. The **mean distance** of a planet from the Sun is the length of the semimajor axis of the elliptical orbit. See the figure.



1. Research the history of Comet Hale-Bopp on the Internet. In particular, determine the aphelion and perihelion. Often these values are given in terms of astronomical units. What is an astronomical unit? What is it equivalent to in miles? In kilometers? What is the orbital period of Comet Hale-Bopp? When will it next be visible from Earth? How close does it come to Earth?
2. Find a model for the orbit of Comet Hale-Bopp around the Sun. Use the x -axis as the major axis.
3. Comet Hale-Bopp has an orbit that is roughly perpendicular to that of Earth. Find a model for the orbit of Earth using the y -axis as the major axis.
-  4. Use a graphing utility or some other graphing technology to graph the paths of the orbits. Based on the graphs, do the paths of the orbits intersect? Does this mean that Comet Hale-Bopp will collide with Earth?

The following projects can be found at the Instructor's Resource Center (IRC):

- II. **The Orbits of Neptune and Pluto** The astronomical body known as Pluto and the planet Neptune travel around the Sun in elliptical orbits. Pluto, at times, comes closer to the Sun than Neptune, the outermost planet. This project examines and analyzes the two orbits.
- III. **Project at Motorola Distorted Deployable Space Reflector Antennas** An engineer designs an antenna that will deploy in space to collect sunlight.
- IV. **Constructing a Bridge over the East River** The size of ships using a river and fluctuations in water height due to tides or flooding must be considered when designing a bridge that will cross a major waterway.
- V. **Systems of Parametric Equations** Which approach to use when solving a system of equations depends on the form of the system and on the domains of the equations.

Systems of Equations and Inequalities

11

Economic Outcomes

Annual Earnings of Young Adults

For both males and females, earnings increase with education: full-time workers with at least a bachelor's degree have higher median earnings than those with less education. Males and females who dropped out of high school earned 19% and 25% less, respectively, than male and female high school completers.

The median earnings of young adults who had at least a bachelor's degree declined in the 1970s relative to their counterparts who were high school completers, before increasing between 1980 and 2016. Males with a bachelor's degree or higher had earnings 19% higher than male high school completers in 1980 and had earnings 83% higher in 2016. Among females, those with at least a bachelor's degree had earnings 34% higher than female high school completers in 1980, compared with earnings 111% higher in 2016.

Source: U. S. Census Bureau

— See Chapter Project I —



← A Look Back

In Appendix A and Chapters 3, 4, 5, and 7, we solved various kinds of equations and inequalities involving a single variable.

A Look Ahead →

In this chapter we take up the problem of solving equations and inequalities containing two or more variables. There are various ways to solve such problems.

The *method of substitution* for solving equations in several variables dates back to ancient times.

The *method of elimination*, although it had existed for centuries, was put into systematic order by Karl Friedrich Gauss (1777–1855) and by Camille Jordan (1838–1922).

The theory of *matrices* was developed in 1857 by Arthur Cayley (1821–1895), although only later were matrices used as we use them in this chapter. Matrices are useful in almost all areas of mathematics.

The method of *determinants* was invented by Takakazu Seki Kōwa (1642–1708) in 1683 in Japan and by Gottfried Wilhelm von Leibniz (1646–1716) in 1693 in Germany. *Cramer's Rule* is named after Gabriel Cramer (1704–1752) of Switzerland, who popularized the use of determinants for solving linear systems.

Section 11.5, on *partial fraction decomposition*, is an application of systems of equations and is used in integral calculus.

Section 11.8 introduces *linear programming*, a modern application of linear inequalities. This topic is particularly useful for students interested in operations research.

Outline

- 11.1 Systems of Linear Equations: Substitution and Elimination
 - 11.2 Systems of Linear Equations: Matrices
 - 11.3 Systems of Linear Equations: Determinants
 - 11.4 Matrix Algebra
 - 11.5 Partial Fraction Decomposition
 - 11.6 Systems of Nonlinear Equations
 - 11.7 Systems of Inequalities
 - 11.8 Linear Programming
- Chapter Review
Chapter Test
Cumulative Review
Chapter Projects

11.1 Systems of Linear Equations: Substitution and Elimination

PREPARING FOR THIS SECTION Before getting started, review the following:

- Linear Equations (Section A.6, pp. A44–A45)
- Lines (Section 1.3, pp. 20–31)

 **Now Work** the 'Are You Prepared?' problems on page 730.

- OBJECTIVES**
- 1** Solve Systems of Equations by Substitution (p. 723)
 - 2** Solve Systems of Equations by Elimination (p. 723)
 - 3** Identify Inconsistent Systems of Equations Containing Two Variables (p. 725)
 - 4** Express the Solution of a System of Dependent Equations Containing Two Variables (p. 725)
 - 5** Solve Systems of Three Equations Containing Three Variables (p. 726)
 - 6** Identify Inconsistent Systems of Equations Containing Three Variables (p. 728)
 - 7** Express the Solution of a System of Dependent Equations Containing Three Variables (p. 728)

EXAMPLE 1

Movie Theater Ticket Sales

A movie theater sells tickets for \$10.00 each, with seniors receiving a discount of \$2.00. One evening the theater had \$4630 in revenue. If x represents the number of tickets sold at \$10.00 and y the number of tickets sold at the discounted price of \$8.00, write an equation that relates these variables.

Solution Each nondiscounted ticket costs \$10.00, so x tickets bring in $10x$ dollars. Similarly, y discounted tickets bring in $8y$ dollars. Because the total revenue is \$4630, we must have

$$10x + 8y = 4630$$

In Example 1, suppose that we also know that 525 tickets were sold that evening. Then we have another equation relating the variables x and y :

$$x + y = 525$$

The two equations

$$\begin{cases} 10x + 8y = 4630 \\ x + y = 525 \end{cases}$$

form a *system* of equations.

In general, a **system of equations** is a collection of two or more equations, each containing one or more variables. Example 2 gives some illustrations of systems of equations.

EXAMPLE 2

Examples of Systems of Equations

$$(a) \begin{cases} 2x + y = 5 & (1) \\ -4x + 6y = -2 & (2) \end{cases} \quad \text{Two equations containing two variables, } x \text{ and } y$$

$$(b) \begin{cases} x + y^2 = 5 & (1) \\ 2x + y = 4 & (2) \end{cases} \quad \text{Two equations containing two variables, } x \text{ and } y$$

$$(c) \begin{cases} x + y + z = 6 & \text{(1) Three equations containing three variables, } x, y, \text{ and } z \\ 3x - 2y + 4z = 9 & \text{(2)} \\ x - y - z = 0 & \text{(3)} \end{cases}$$

$$(d) \begin{cases} x + y + z = 5 & \text{(1) Two equations containing three variables, } x, y, \text{ and } z \\ x - y = 2 & \text{(2)} \end{cases}$$

$$(e) \begin{cases} x + y + z = 6 & \text{(1) Four equations containing three variables, } x, y, \text{ and } z \\ 2x + 2z = 4 & \text{(2)} \\ y + z = 2 & \text{(3)} \\ x = 4 & \text{(4)} \end{cases}$$

We use a brace to remind us that we are dealing with a system of equations, and we number each equation in the system for convenient reference.

A **solution** of a system of equations consists of values for the variables that are solutions of each equation of the system. To **solve** a system of equations means to find all solutions of the system.

For example, $x = 2, y = 1$ is a solution of the system in Example 2(a), because

$$\begin{cases} 2x + y = 5 & \text{(1)} \\ -4x + 6y = -2 & \text{(2)} \end{cases} \quad \begin{cases} 2 \cdot 2 + 1 = 4 + 1 = 5 \\ -4 \cdot 2 + 6 \cdot 1 = -8 + 6 = -2 \end{cases}$$

This solution may also be written as the ordered pair $(2, 1)$.

A solution of the system in Example 2(b) is $x = 1, y = 2$, because

$$\begin{cases} x + y^2 = 5 & \text{(1)} \\ 2x + y = 4 & \text{(2)} \end{cases} \quad \begin{cases} 1 + 2^2 = 1 + 4 = 5 \\ 2 \cdot 1 + 2 = 2 + 2 = 4 \end{cases}$$

Another solution of the system in Example 2(b) is $x = \frac{11}{4}, y = -\frac{3}{2}$, which you can check for yourself.

A solution of the system in Example 2(c) is $x = 3, y = 2, z = 1$, because

$$\begin{cases} x + y + z = 6 & \text{(1)} \\ 3x - 2y + 4z = 9 & \text{(2)} \\ x - y - z = 0 & \text{(3)} \end{cases} \quad \begin{cases} 3 + 2 + 1 = 6 \\ 3 \cdot 3 - 2 \cdot 2 + 4 \cdot 1 = 9 - 4 + 4 = 9 \\ 3 - 2 - 1 = 0 \end{cases}$$

This solution may also be written as the ordered triplet $(3, 2, 1)$.

Note that $x = 3, y = 3, z = 0$ is not a solution of the system in Example 2(c).

$$\begin{cases} x + y + z = 6 & \text{(1)} \\ 3x - 2y + 4z = 9 & \text{(2)} \\ x - y - z = 0 & \text{(3)} \end{cases} \quad \begin{cases} 3 + 3 + 0 = 6 \\ 3 \cdot 3 - 2 \cdot 3 + 4 \cdot 0 = 3 \neq 9 \\ 3 - 3 - 0 = 0 \end{cases}$$

Although $x = 3, y = 3$, and $z = 0$ satisfy equations (1) and (3), they do not satisfy equation (2). Any solution of the system must satisfy *each* equation of the system.

Now Work PROBLEM 11

When a system of equations has at least one solution, it is said to be **consistent**. When a system of equations has no solution, it is called **inconsistent**.

An equation in n variables is said to be **linear** if it is equivalent to an equation of the form

$$a_1x_1 + a_2x_2 + \cdots + a_nx_n = b$$

where x_1, x_2, \dots, x_n are n distinct variables, a_1, a_2, \dots, a_n, b are constants, and at least one of the a 's is not 0.

Some examples of linear equations are

$$2x + 3y = 2 \quad 5x - 2y + 3z = 10 \quad 8x + 8y - 2z + 5w = 0$$

If each equation in a system of equations is linear, we have a **system of linear equations**. The systems in Examples 2(a), (c), (d), and (e) are linear, but the system in Example 2(b) is nonlinear. In this chapter we solve linear systems in Sections 11.1 to 11.3. Nonlinear systems are discussed in Section 11.6.

We begin by discussing a system of two linear equations containing two variables. The problem of solving such a system can be viewed as a geometry problem. The graph of each equation in such a system is a line. So a system of two linear equations containing two variables represents a pair of lines. The lines may intersect, be parallel, or be **coincident** (that is, identical).

- If the lines intersect, the system of equations has one solution, given by the point of intersection. The system is **consistent** and the equations are **independent**. See Figure 1(a).
- If the lines are parallel, the system of equations has no solution, because the lines never intersect. The system is **inconsistent**. See Figure 1(b).
- If the lines are coincident (the lines lie on top of each other), the system of equations has infinitely many solutions, represented by all of the points on the line. The system is **consistent**, and the equations are **dependent**. See Figure 1(c).

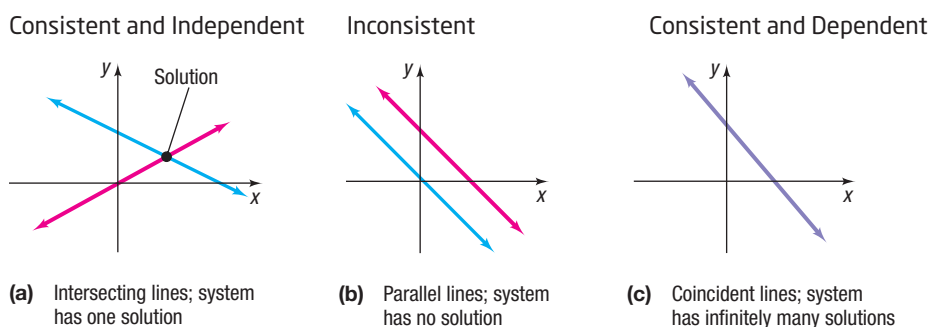


Figure 1

EXAMPLE 3

Graphing a System of Linear Equations

Graph the system of linear equations:
$$\begin{cases} 2x + y = -1 & (1) \\ -4x + 6y = 42 & (2) \end{cases}$$

Solution

First, solve each equation for y . That is, write each equation in slope-intercept form. Equation (1) in slope-intercept form is $y = -2x - 1$, which has slope -2 and y -intercept -1 . Equation (2) in slope-intercept form is $y = \frac{2}{3}x + 7$, which has slope $\frac{2}{3}$ and y -intercept 7 . Figure 2 shows their graphs.

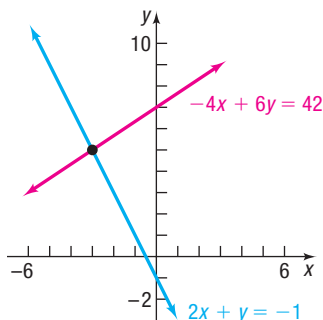


Figure 2

From the graph in Figure 2, we see that the lines intersect, so the system given in Example 3 is consistent. The graph can also be used to approximate the solution. For this system, the solution appears to be the point $(-3, 5)$.

Most of the time we use algebraic methods to obtain exact solutions. A number of methods are available for solving systems of linear equations algebraically. In this section, we introduce two methods: *substitution* and *elimination*. We illustrate the **method of substitution** by solving the system given in Example 3.

1 Solve Systems of Equations by Substitution

EXAMPLE 4

Solving a System of Linear Equations by Substitution

$$\text{Solve: } \begin{cases} 2x + y = -1 & (1) \\ -4x + 6y = 42 & (2) \end{cases}$$

Step-by-Step Solution

Step 1: Pick one of the equations, and solve for one variable in terms of the remaining variable(s).

Solve equation (1) for y .

$$\begin{aligned} 2x + y &= -1 && \text{Equation (1)} \\ y &= -2x - 1 \end{aligned}$$

Step 2: Substitute the result into the remaining equation(s).

Substitute $-2x - 1$ for y in equation (2). The result is an equation containing just the variable x , which we can solve.

$$\begin{aligned} -4x + 6y &= 42 && \text{Equation (2)} \\ -4x + 6(-2x - 1) &= 42 && \text{Substitute } -2x - 1 \text{ for } y \text{ in (2).} \end{aligned}$$

Step 3: If one equation in one variable results, solve this equation. Otherwise, repeat Steps 1 and 2 until a single equation with one variable remains.

$$\begin{aligned} -4x - 12x - 6 &= 42 && \text{Distribute.} \\ -16x - 6 &= 42 && \text{Combine like terms.} \\ -16x &= 48 && \text{Add 6 to both sides.} \\ x &= -3 && \text{Solve for } x. \end{aligned}$$

Step 4: Find the values of the remaining variables by back-substitution.

Because we know that $x = -3$, we can find the value of y by **back-substitution**, that is, by substituting -3 for x in one of the original equations. Equation (1) seems easier to work with, so we will back-substitute into equation (1).

$$\begin{aligned} 2x + y &= -1 && \text{Equation (1)} \\ 2(-3) + y &= -1 && \text{Substitute } -3 \text{ for } x. \\ -6 + y &= -1 && \text{Simplify.} \\ y &= 5 && \text{Solve for } y. \end{aligned}$$

Step 5: Check the solution found.

We have $x = -3$ and $y = 5$. Verify that both equations are satisfied (true) for these values.

$$\begin{cases} 2x + y = -1 & 2(-3) + 5 = -6 + 5 = -1 \\ -4x + 6y = 42 & -4(-3) + 6 \cdot 5 = 12 + 30 = 42 \end{cases}$$

The solution of the system is $x = -3$ and $y = 5$. The solution can also be written as the ordered pair $(-3, 5)$.

 **Now Use Substitution to Work** PROBLEM 21

2 Solve Systems of Equations by Elimination

A second method for solving a system of linear equations is the *method of elimination*. This method is usually preferred over substitution if substitution leads to fractions or if the system contains more than two variables. Elimination also provides the motivation for solving systems using matrices (the subject of Section 11.2).

In Words

When using elimination, get the coefficient of one variable to be opposite that of the other.

The idea behind the **method of elimination** is to replace the original system of equations by an equivalent system so that adding two of the equations eliminates a variable. The rules for obtaining equivalent equations are the same as those studied earlier. We may also interchange any two equations of the system and/or replace any equation in the system by the sum (or difference) of that equation and a nonzero multiple of any other equation in the system.

Rules for Obtaining an Equivalent System of Equations

- Interchange any two equations of the system.
- Multiply (or divide) both sides of an equation by the same nonzero constant.
- Replace any equation in the system by the sum (or difference) of that equation and a nonzero multiple of any other equation in the system.

An example will give you the idea. As you work through the example, pay particular attention to the pattern being followed.

EXAMPLE 5**Solving a System of Linear Equations by Elimination**

$$\text{Solve: } \begin{cases} 2x + 3y = 1 & (1) \\ -x + y = -3 & (2) \end{cases}$$

Step-by-Step Solution

Step 1: Multiply both sides of one or both equations by a nonzero constant so that the coefficients of one of the variables are additive inverses.

Multiply equation (2) by 2 so that the coefficients of x in the two equations are additive inverses.

$$\begin{cases} 2x + 3y = 1 & (1) \\ -x + y = -3 & (2) \end{cases}$$

$$\begin{cases} 2x + 3y = 1 & (1) \\ 2(-x + y) = 2(-3) & (2) \text{ Multiply by 2.} \end{cases}$$

$$\begin{cases} 2x + 3y = 1 & (1) \\ -2x + 2y = -6 & (2) \end{cases}$$

Step 2: Add the equations to eliminate the variable. Solve the resulting equation.

$$\begin{cases} 2x + 3y = 1 & (1) \\ -2x + 2y = -6 & (2) \end{cases}$$

$$\begin{array}{r} 5y = -5 \\ y = -1 \end{array} \quad \begin{array}{l} \text{Add equations (1) and (2).} \\ \text{Solve for } y. \end{array}$$

Step 3: Back-substitute the value of the variable found in Step 2 into one of the *original* equations to find the value of the remaining variable.

Back-substitute $y = -1$ into equation (1) and solve for x .

$$2x + 3y = 1 \quad \text{Equation (1)}$$

$$2x + 3(-1) = 1 \quad \text{Substitute } y = -1.$$

$$2x - 3 = 1 \quad \text{Simplify.}$$

$$2x = 4 \quad \text{Add 3 to both sides.}$$

$$x = 2 \quad \text{Solve for } x.$$

Step 4: Check the solution found.

The check is left to you.

The solution of the system is $x = 2$ and $y = -1$. The solution also can be written as the ordered pair $(2, -1)$.

EXAMPLE 6**Movie Theater Ticket Sales**

A movie theater sells tickets for \$10.00 each, with seniors receiving a discount of \$2.00. One evening the theater sold 525 tickets and had revenue of \$4630. How many of each type of ticket were sold?

Solution

If x represents the number of tickets sold at \$10.00 and y the number of tickets sold at the discounted price of \$8.00, then the given information results in the system of equations

$$\begin{cases} 10x + 8y = 4630 & (1) \\ x + y = 525 & (2) \end{cases}$$

Using the method of elimination, first multiply equation (2) by -8 , and then add the equations.

$$\begin{array}{r} \begin{cases} 10x + 8y = 4630 \\ -8x - 8y = -4200 \end{cases} \\ \hline 2x = 430 \\ x = 215 \end{array} \quad \begin{array}{l} \text{Multiply equation (2) by } -8. \\ \text{Add the equations.} \end{array}$$

Since $x + y = 525$, then $y = 525 - x = 525 - 215 = 310$. So 215 nondiscounted tickets and 310 senior discount tickets were sold. J

3 Identify Inconsistent Systems of Equations Containing Two Variables

The previous examples dealt with consistent systems of equations that had a single solution. The next two examples deal with two other possibilities that may occur, the first being a system that has no solution.

EXAMPLE 7**Identifying an Inconsistent System of Linear Equations**

Solve:
$$\begin{cases} 2x + y = 5 & (1) \\ 4x + 2y = 8 & (2) \end{cases}$$

Solution

We choose to use the method of substitution and solve equation (1) for y .

$$\begin{array}{r} 2x + y = 5 & (1) \\ y = -2x + 5 & \text{Subtract } 2x \text{ from both sides.} \end{array}$$

Now substitute $-2x + 5$ for y in equation (2) and solve for x .

$$\begin{array}{r} 4x + 2y = 8 & (2) \\ 4x + 2(-2x + 5) = 8 & \text{Substitute } y = -2x + 5. \\ 4x - 4x + 10 = 8 & \text{Multiply out.} \\ 10 = 8 & \text{Simplify.} \end{array}$$

This statement is false. We conclude that the system has no solution and is inconsistent. J

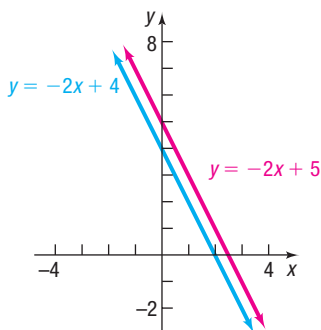


Figure 3

Figure 3 illustrates the pair of lines whose equations form the system in Example 7. Notice that the graphs of the two equations are lines, each with slope -2 ; one has a y -intercept of 5, the other a y -intercept of 4. The lines are parallel and have no point of intersection. This geometric statement is equivalent to the algebraic statement that the system has no solution.

4 Express the Solution of a System of Dependent Equations Containing Two Variables

EXAMPLE 8**Solving a System of Dependent Equations**

Solve:
$$\begin{cases} 2x + y = 4 & (1) \\ -6x - 3y = -12 & (2) \end{cases}$$

Solution We choose to use the method of elimination.

$$\begin{cases} 2x + y = 4 & (1) \\ -6x - 3y = -12 & (2) \end{cases}$$

$$\begin{cases} 6x + 3y = 12 & (1) \text{ Multiply equation (1) by 3.} \\ -6x - 3y = -12 & (2) \\ \hline 0 = 0 & \text{Add equations (1) and (2).} \end{cases}$$

The statement $0 = 0$ means the original system is equivalent to a system containing one equation, $2x + y = 4$. So the equations of the system are dependent. Furthermore, any values of x and y that satisfy $2x + y = 4$ are solutions.

For example, $x = 2, y = 0$; $x = 0, y = 4$; $x = -1, y = 6$; $x = 4, y = -4$ are solutions. There are, in fact, infinitely many values of x and y for which $2x + y = 4$, so the original system has infinitely many solutions. We write the solution of the original system either as

$$y = -2x + 4, \text{ where } x \text{ can be any real number}$$

or as

$$x = -\frac{1}{2}y + 2, \text{ where } y \text{ can be any real number}$$

The solution can also be expressed using set notation:

$$\{(x, y) \mid y = -2x + 4, x \text{ any real number}\} \text{ or}$$

$$\{(x, y) \mid x = -\frac{1}{2}y + 2, y \text{ any real number}\}.$$

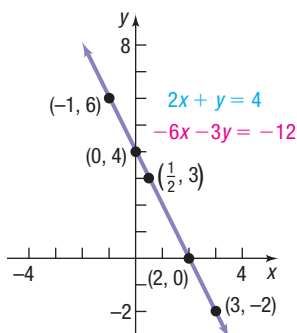


Figure 4 $y = -2x + 4$

Figure 4 illustrates the system given in Example 8. Notice that the graphs of the two equations are lines, each with slope -2 and each with y -intercept 4 . The lines are coincident, and the solutions of the system, such as $(-1, 6)$, $(0, 4)$, and $(2, 0)$, are points on the line. Notice also that equation (2) in the original system is -3 times equation (1), indicating that the two equations are dependent.

 **Now Work** PROBLEMS 27 AND 31

5 Solve Systems of Three Equations Containing Three Variables

Just like a system of two linear equations containing two variables, a system of three linear equations containing three variables has

- Exactly one solution (a consistent system with independent equations)
- No solution (an inconsistent system)
- Infinitely many solutions (a consistent system with dependent equations)

The problem of solving a system of three linear equations containing three variables can be viewed as a geometry problem. The graph of each equation in such a system is a plane in space. A system of three linear equations containing three variables represents three planes in space. Figure 5 illustrates some of the possibilities.

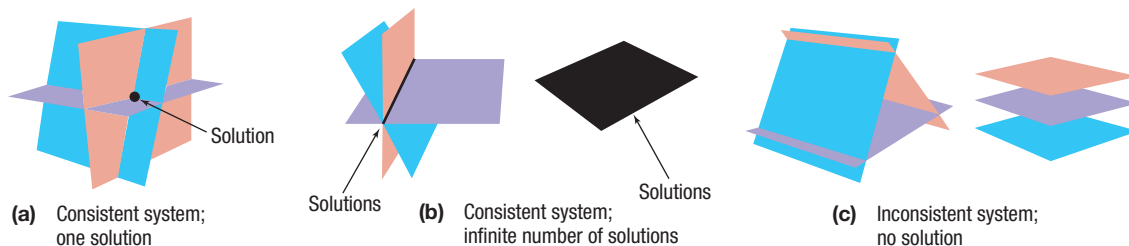


Figure 5 (a) Consistent system; one solution

(b) Consistent system; infinite number of solutions

(c) Inconsistent system; no solution

Recall that a **solution** to a system of equations consists of values for the variables that are solutions of each equation of the system.

For example, $x = 3$, $y = -1$, $z = -5$ is a solution to the system of equations

$$\begin{cases} x + y + z = -3 & \text{(1)} & 3 + (-1) + (-5) = -3 \\ 2x - 3y + 6z = -21 & \text{(2)} & 2 \cdot 3 - 3(-1) + 6(-5) = 6 + 3 - 30 = -21 \\ -3x + 5y = -14 & \text{(3)} & -3 \cdot 3 + 5(-1) = -9 - 5 = -14 \end{cases}$$

because these values of the variables are solutions of each equation.

Typically, when solving a system of three linear equations containing three variables, we use the method of elimination. Recall that the idea behind the method of elimination is to form equivalent equations so that adding two of the equations eliminates a variable.

EXAMPLE 9

Solving a System of Three Linear Equations with Three Variables

Use the method of elimination to solve the system of equations.

$$\begin{cases} x + y - z = -1 & \text{(1)} \\ 4x - 3y + 2z = 16 & \text{(2)} \\ 2x - 2y - 3z = 5 & \text{(3)} \end{cases}$$

Solution

For a system of three equations, attempt to eliminate one variable at a time, using pairs of equations, until an equation with a single variable remains. Our strategy for solving this system will be to use equation (1) to eliminate the variable x from equations (2) and (3). We can then treat the new equations (2) and (3) as a system with two variables. Alternatively, we could use equation (1) to eliminate either y or z from equations (2) and (3). Try one of these approaches for yourself.

We begin by multiplying both sides of equation (1) by -4 and adding the result to equation (2). (Do you see why? The coefficients of x are now opposites of one another.) We also multiply equation (1) by -2 and add the result to equation (3). Notice that these two procedures result in the elimination of the variable x from equations (2) and (3).

$$\begin{array}{l} \begin{cases} x + y - z = -1 & \text{(1)} \\ 4x - 3y + 2z = 16 & \text{(2)} \end{cases} \quad \text{Multiply by } -4. \\ \begin{cases} x + y - z = -1 & \text{(1)} \\ 2x - 2y - 3z = 5 & \text{(3)} \end{cases} \quad \text{Multiply by } -2. \end{array}$$

$$\begin{array}{l} \begin{cases} -4x - 4y + 4z = 4 & \text{(1)} \\ 4x - 3y + 2z = 16 & \text{(2)} \end{cases} \\ \hline -7y + 6z = 20 \quad \text{Add.} \\ \begin{cases} -2x - 2y + 2z = 2 & \text{(1)} \\ 2x - 2y - 3z = 5 & \text{(3)} \end{cases} \\ \hline -4y - z = 7 \quad \text{Add.} \end{array}$$

$$\begin{cases} x + y - z = -1 & \text{(1)} \\ -7y + 6z = 20 & \text{(2)} \\ -4y - z = 7 & \text{(3)} \end{cases}$$

Now concentrate on the new equations (2) and (3), treating them as a system of two equations containing two variables. It is easier to eliminate z . Multiply equation (3) by 6, and add equations (2) and (3).

$$\begin{array}{l} -7y + 6z = 20 \quad \text{(2)} \\ -4y - z = 7 \quad \text{(3)} \quad \text{Multiply by 6.} \end{array}$$

$$\begin{array}{l} -7y + 6z = 20 \quad \text{(2)} \\ -24y - 6z = 42 \quad \text{(3)} \\ \hline -31y = 62 \quad \text{Add.} \end{array}$$

$$\begin{cases} x + y - z = -1 & \text{(1)} \\ -7y + 6z = 20 & \text{(2)} \\ -31y = 62 & \text{(3)} \end{cases}$$

Now solve the new equation (3) for y by dividing both sides of the equation by -31 .

$$\begin{cases} x + y - z = -1 & \text{(1)} \\ -7y + 6z = 20 & \text{(2)} \\ y = -2 & \text{(3)} \end{cases}$$


Back-substitute $y = -2$ in equation (2) and solve for z .

$$\begin{array}{l} -7y + 6z = 20 \quad \text{(2)} \\ -7(-2) + 6z = 20 \quad \text{Substitute } y = -2. \\ 6z = 6 \quad \text{Subtract 14 from both sides of the equation.} \\ z = 1 \quad \text{Solve for } z. \end{array}$$

(continued)

Finally, back-substitute $y = -2$ and $z = 1$ in equation (1) and solve for x .

$$\begin{aligned}x + y - z &= -1 && \text{(1)} \\x + (-2) - 1 &= -1 && \text{Substitute } y = -2 \text{ and } z = 1. \\x - 3 &= -1 && \text{Simplify.} \\x &= 2 && \text{Solve for } x.\end{aligned}$$

The solution of the original system is $x = 2, y = -2, z = 1$ or, using an ordered triplet, $(2, -2, 1)$. You should check this solution. 

Look back over the solution to Example 9. Note the pattern of eliminating one of the variables from two of the equations, followed by solving the resulting system of two equations and two variables. Although the variables to eliminate is your choice, the method is the same for all systems.

 **Now Work** PROBLEM 45

6 Identify Inconsistent Systems of Equations Containing Three Variables

EXAMPLE 10

Identifying an Inconsistent System of Linear Equations

$$\text{Solve: } \begin{cases} 2x + y - z = -2 & \text{(1)} \\ x + 2y - z = -9 & \text{(2)} \\ x - 4y + z = 1 & \text{(3)} \end{cases}$$

Solution

Our strategy is the same as in Example 9. However, in this system, it seems easiest to eliminate the variable z first. Do you see why?

Multiply equation (1) by -1 , and add the result to equation (2). Also, add equations (2) and (3).

$$\begin{array}{rcl} 2x + y - z = -2 & \text{(1)} & \text{Multiply by } -1. \\ x + 2y - z = -9 & \text{(2)} & \\ \hline -2x - y + z = 2 & \text{(1)} & \\ x + 2y - z = -9 & \text{(2)} & \\ \hline -x + y = -7 & \text{Add.} & \\ \hline x + 2y - z = -9 & \text{(2)} & \\ x - 4y + z = 1 & \text{(3)} & \\ \hline 2x - 2y = -8 & \text{Add.} & \end{array} \quad \left\{ \begin{array}{l} 2x + y - z = -2 \quad \text{(1)} \\ -x + y = -7 \quad \text{(2)} \\ 2x - 2y = -8 \quad \text{(3)} \end{array} \right.$$

Now concentrate on the new equations (2) and (3), treating them as a system of two equations containing two variables. Multiply equation (2) by 2, and add the result to equation (3).

$$\begin{array}{rcl} -x + y = -7 & \text{(2)} & \text{Multiply by 2.} \\ 2x - 2y = -8 & \text{(3)} & \\ \hline -2x + 2y = -14 & \text{(2)} & \\ 2x - 2y = -8 & \text{(3)} & \\ \hline 0 = -22 & \text{Add.} & \end{array} \quad \left\{ \begin{array}{l} 2x + y - z = -2 \quad \text{(1)} \\ -x + y = -7 \quad \text{(2)} \\ 0 = -22 \quad \text{(3)} \end{array} \right.$$

Equation (3) has no solution, so the system is inconsistent. 

7 Express the Solution of a System of Dependent Equations Containing Three Variables

EXAMPLE 11

Solving a System of Dependent Equations

$$\text{Solve: } \begin{cases} x - 2y - z = 8 & \text{(1)} \\ 2x - 3y + z = 23 & \text{(2)} \\ 4x - 5y + 5z = 53 & \text{(3)} \end{cases}$$

Solution Our plan is to eliminate x from equations (2) and (3). Multiply equation (1) by -2 , and add the result to equation (2). Also, multiply equation (1) by -4 , and add the result to equation (3).

$$\begin{array}{rcl}
 x - 2y - z = 8 & \text{(1) Multiply by } -2. & -2x + 4y + 2z = -16 & \text{(1)} \\
 2x - 3y + z = 23 & \text{(2)} & \underline{2x - 3y + z = 23} & \text{(2)} \\
 & & y + 3z = 7 & \text{Add.} \\
 \\
 x - 2y - z = 8 & \text{(1) Multiply by } -4. & -4x + 8y + 4z = -32 & \text{(1)} \\
 4x - 5y + 5z = 53 & \text{(3)} & \underline{4x - 5y + 5z = 53} & \text{(3)} \\
 & & 3y + 9z = 21 & \text{Add.}
 \end{array}
 \rightarrow
 \begin{cases}
 x - 2y - z = 8 & \text{(1)} \\
 y + 3z = 7 & \text{(2)} \\
 3y + 9z = 21 & \text{(3)}
 \end{cases}$$

Treat equations (2) and (3) as a system of two equations containing two variables, and eliminate the variable y by multiplying equation (2) by -3 and adding the result to equation (3).

$$\begin{array}{rcl}
 y + 3z = 7 & \text{(2) Multiply by } -3. & -3y - 9z = -21 & \\
 3y + 9z = 21 & \text{(3)} & \underline{3y + 9z = 21} & \text{Add.} \\
 & & 0 = 0 & \rightarrow
 \end{array}
 \rightarrow
 \begin{cases}
 x - 2y - z = 8 & \text{(1)} \\
 y + 3z = 7 & \text{(2)} \\
 0 = 0 & \text{(3)}
 \end{cases}$$

The original system is equivalent to a system containing two equations, so the equations are dependent and the system has infinitely many solutions. If we solve equation (2) for y , we can express y in terms of z as $y = -3z + 7$. Substitute this expression into equation (1) to determine x in terms of z .

$$\begin{array}{rcl}
 x - 2y - z = 8 & \text{Equation (1)} \\
 x - 2(-3z + 7) - z = 8 & \text{Substitute } y = -3z + 7. \\
 x + 6z - 14 - z = 8 & \text{Multiply out.} \\
 x + 5z = 22 & \text{Combine like terms.} \\
 x = -5z + 22 & \text{Solve for } x.
 \end{array}$$

We will write the solution to the system as

$$\begin{cases}
 x = -5z + 22 \\
 y = -3z + 7
 \end{cases}
 \text{ where } z \text{ can be any real number.}$$

This way of writing the solution makes it easier to find specific solutions. To find specific solutions, choose any value of z and use the equations $x = -5z + 22$ and $y = -3z + 7$ to determine x and y . For example, if $z = 0$, then $x = 22$ and $y = 7$, and if $z = 1$, then $x = 17$ and $y = 4$.

Using ordered triplets, the solution is

$$\{(x, y, z) \mid x = -5z + 22, y = -3z + 7, z \text{ any real number}\}$$

 **Now Work** PROBLEM 47

Two distinct points in the Cartesian plane determine a unique line. Given three noncollinear points, we can find the unique quadratic function whose graph contains these three points.

EXAMPLE 12

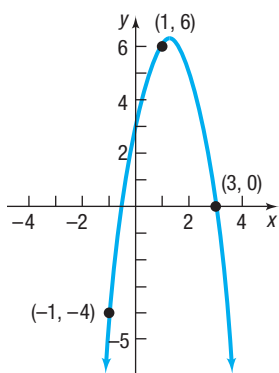
Curve Fitting

Find real numbers a , b , and c so that the graph of the quadratic function $y = ax^2 + bx + c$ contains the points $(-1, -4)$, $(1, 6)$, and $(3, 0)$.

Solution The three points must satisfy the equation $y = ax^2 + bx + c$.

$$\begin{array}{rcl}
 \text{For the point } (-1, -4) \text{ we have:} & -4 = a(-1)^2 + b(-1) + c & -4 = a - b + c \\
 \text{For the point } (1, 6) \text{ we have:} & 6 = a \cdot 1^2 + b \cdot 1 + c & 6 = a + b + c \\
 \text{For the point } (3, 0) \text{ we have:} & 0 = a \cdot 3^2 + b \cdot 3 + c & 0 = 9a + 3b + c
 \end{array}$$

(continued)

Figure 6 $y = -2x^2 + 5x + 3$

Determine a , b , and c so that each equation is satisfied. That is, solve the system of three equations containing three variables:

$$\begin{cases} a - b + c = -4 & (1) \\ a + b + c = 6 & (2) \\ 9a + 3b + c = 0 & (3) \end{cases}$$

Solving this system of equations, we obtain $a = -2$, $b = 5$, and $c = 3$. So the quadratic function whose graph contains the points $(-1, -4)$, $(1, 6)$, and $(3, 0)$ is

$$y = -2x^2 + 5x + 3 \quad y = ax^2 + bx + c, \quad a = -2, b = 5, c = 3$$

Figure 6 shows the graph of the function, along with the three points.

 **Now Work** PROBLEM 73

11.1 Assess Your Understanding

'Are You Prepared?' Answers are given at the end of these exercises. If you get a wrong answer, read the pages listed in red.

- Solve the equation: $3x + 4 = 8 - x$. (pp. A44–A45)
- (a) Graph the line: $3x + 4y = 12$.
(b) What is the slope of a line parallel to this line? (pp. 20–31)

Concepts and Vocabulary

- True or False** If a system of equations has no solution, it is said to be dependent.
- If a system of equations has one solution, the system is _____ and the equations are _____.
- If the only solution to a system of two linear equations containing two variables is $x = 3$, $y = -2$, then the graphs of the lines in the system intersect at the point _____.
- If the lines that make up a system of two linear equations are coincident, then the system is _____ and the equations are _____.
- Multiple Choice** If a system of two linear equations in two variables is inconsistent, then the graphs of the lines in the system are _____.
(a) intersecting (b) parallel
(c) coincident (d) perpendicular
- Multiple Choice** If a system of dependent equations containing three variables has the general solution $\{(x, y, z) \mid x = -z + 4, y = -2z + 5, z \text{ is any real number}\}$ then _____ is one of the infinite number of solutions of the system.
(a) $(1, -1, 3)$ (b) $(0, 4, 5)$ (c) $(4, -3, 0)$ (d) $(-1, 5, 7)$

Skill Building

In Problems 9–18, verify that the values of the variables listed are solutions of the system of equations.

$$9. \begin{cases} 2x - y = 5 \\ 5x + 2y = 8 \end{cases} \\ x = 2, y = -1; (2, -1)$$

$$10. \begin{cases} 3x + 2y = 2 \\ x - 7y = -30 \end{cases} \\ x = -2, y = 4; (-2, 4)$$

$$11. \begin{cases} 3x - 4y = 4 \\ \frac{1}{2}x - 3y = -\frac{1}{2} \end{cases} \\ x = 2, y = \frac{1}{2}; \left(2, \frac{1}{2}\right)$$

$$12. \begin{cases} 2x + \frac{1}{2}y = 0 \\ 3x - 4y = -\frac{19}{2} \end{cases} \\ x = -\frac{1}{2}, y = 2; \left(-\frac{1}{2}, 2\right)$$

$$13. \begin{cases} x - y = 3 \\ \frac{1}{2}x + y = 3 \end{cases} \\ x = 4, y = 1; (4, 1)$$

$$14. \begin{cases} x - y = 3 \\ -3x + y = 1 \end{cases} \\ x = -2, y = -5; (-2, -5)$$

$$15. \begin{cases} 3x + 3y + 2z = 4 \\ x - y - z = 0 \\ 2y - 3z = -8 \end{cases} \\ x = 1, y = -1, z = 2; \\ (1, -1, 2)$$

$$16. \begin{cases} 4x - z = 7 \\ 8x + 5y - z = 0 \\ -x - y + 5z = 6 \end{cases} \\ x = 2, y = -3, z = 1; \\ (2, -3, 1)$$

$$17. \begin{cases} 3x + 3y + 2z = 4 \\ x - 3y + z = 10 \\ 5x - 2y - 3z = 8 \end{cases} \\ x = 2, y = -2, z = 2; (2, -2, 2)$$

$$18. \begin{cases} 4x - 5z = 6 \\ 5y - z = -17 \\ -x - 6y + 5z = 24 \end{cases} \\ x = 4, y = -3, z = 2; (4, -3, 2)$$

In Problems 19–56, solve each system of equations. If the system has no solution, state that it is inconsistent. For Problems 19–30, graph the lines of the system.

19.
$$\begin{cases} x + y = 8 \\ x - y = 4 \end{cases}$$

20.
$$\begin{cases} x + 2y = -7 \\ x + y = -3 \end{cases}$$

21.
$$\begin{cases} 5x - y = 21 \\ 2x + 3y = -12 \end{cases}$$

22.
$$\begin{cases} x + 3y = 5 \\ 2x - 3y = -8 \end{cases}$$

23.
$$\begin{cases} 3x = 24 \\ x + 2y = 0 \end{cases}$$

24.
$$\begin{cases} 4x + 5y = -3 \\ -2y = -8 \end{cases}$$

25.
$$\begin{cases} 3x - 6y = 2 \\ 5x + 4y = 1 \end{cases}$$

26.
$$\begin{cases} 2x + 4y = \frac{2}{3} \\ 3x - 5y = -10 \end{cases}$$

27.
$$\begin{cases} 2x + y = 1 \\ 4x + 2y = 3 \end{cases}$$

28.
$$\begin{cases} x - y = 5 \\ -3x + 3y = 2 \end{cases}$$

29.
$$\begin{cases} 2x - y = 0 \\ 4x + 2y = 12 \end{cases}$$

30.
$$\begin{cases} 3x + 3y = -1 \\ 4x + y = \frac{8}{3} \end{cases}$$

31.
$$\begin{cases} x + 2y = 4 \\ 2x + 4y = 8 \end{cases}$$

32.
$$\begin{cases} 3x - y = 7 \\ 9x - 3y = 21 \end{cases}$$

33.
$$\begin{cases} 2x - 3y = -1 \\ 10x + y = 11 \end{cases}$$

34.
$$\begin{cases} 3x - 2y = 0 \\ 5x + 10y = 4 \end{cases}$$

35.
$$\begin{cases} 2x + 3y = 6 \\ x - y = \frac{1}{2} \end{cases}$$

36.
$$\begin{cases} \frac{1}{2}x + y = -2 \\ x - 2y = 8 \end{cases}$$

37.
$$\begin{cases} \frac{1}{2}x + \frac{1}{3}y = 3 \\ \frac{1}{4}x - \frac{2}{3}y = -1 \end{cases}$$

38.
$$\begin{cases} \frac{1}{3}x - \frac{3}{2}y = -5 \\ \frac{3}{4}x + \frac{1}{3}y = 11 \end{cases}$$

39.
$$\begin{cases} 3x - 6y = 7 \\ 5x - 2y = 5 \end{cases}$$

40.
$$\begin{cases} 2x - y = -1 \\ x + \frac{1}{2}y = \frac{3}{2} \end{cases}$$

41.
$$\begin{cases} \frac{1}{x} + \frac{1}{y} = 8 \\ \frac{3}{x} - \frac{5}{y} = 0 \end{cases}$$

42.
$$\begin{cases} \frac{4}{x} - \frac{3}{y} = 0 \\ \frac{6}{x} + \frac{3}{2y} = 2 \end{cases}$$

[Hint: Let $u = \frac{1}{x}$ and $v = \frac{1}{y}$, and solve for u and v . Then $x = \frac{1}{u}$ and $y = \frac{1}{v}$.]

43.
$$\begin{cases} x + y = 9 \\ 2x - z = 13 \\ 3y + 2z = 7 \end{cases}$$

44.
$$\begin{cases} 2x + y = -4 \\ -2y + 4z = 0 \\ 3x - 2z = -11 \end{cases}$$

45.
$$\begin{cases} x - 2y + 3z = 7 \\ 2x + y + z = 4 \\ -3x + 2y - 2z = -10 \end{cases}$$

46.
$$\begin{cases} 2x + y - 3z = 0 \\ -2x + 2y + z = -7 \\ 3x - 4y - 3z = 7 \end{cases}$$

47.
$$\begin{cases} x - y - z = 1 \\ 2x + 3y + z = 2 \\ 3x + 2y = 0 \end{cases}$$

48.
$$\begin{cases} 2x - 3y - z = 0 \\ -x + 2y + z = 5 \\ 3x - 4y - z = 1 \end{cases}$$

49.
$$\begin{cases} x - y - z = 1 \\ -x + 2y - 3z = -4 \\ 3x - 2y - 7z = 0 \end{cases}$$

50.
$$\begin{cases} 2x - 3y - z = 0 \\ 3x + 2y + 2z = 2 \\ x + 5y + 3z = 2 \end{cases}$$

51.
$$\begin{cases} 2x - 2y + 3z = 6 \\ 4x - 3y + 2z = 0 \\ -2x + 3y - 7z = 1 \end{cases}$$

52.
$$\begin{cases} 3x - 2y + 2z = 6 \\ 7x - 3y + 2z = -1 \\ 2x - 3y + 4z = 0 \end{cases}$$

53.
$$\begin{cases} x + y - z = 6 \\ 3x - 2y + z = -5 \\ x + 3y - 2z = 14 \end{cases}$$

54.
$$\begin{cases} x - y + z = -4 \\ 2x - 3y + 4z = -15 \\ 5x + y - 2z = 12 \end{cases}$$

55.
$$\begin{cases} x + 2y - z = -3 \\ 2x - 4y + z = -7 \\ -2x + 2y - 3z = 4 \end{cases}$$

56.
$$\begin{cases} x + 4y - 3z = -8 \\ 3x - y + 3z = 12 \\ x + y + 6z = 1 \end{cases}$$

Applications and Extensions

57. The perimeter of a rectangular floor is 90 feet. Find the dimensions of the floor if the length is twice the width.

58. The length of fence required to enclose a rectangular field is 3000 meters. What are the dimensions of the field if it is known that the difference between its length and width is 50 meters?

59. **Orbital Launches** In 2017 there was a total of 469 commercial and noncommercial orbital launches worldwide. In addition, the number of noncommercial orbital launches was 31 more than half the number of commercial orbital launches. Determine the number of commercial and noncommercial orbital launches in 2017.

Source: Federal Aviation Administration

60. **Movie Theater Tickets** A movie theater charges \$9.00 for adults and \$7.00 for senior citizens. On a day when 325 people paid for admission, the total receipts were \$2495. How many who paid were adults? How many were seniors?

61. **Mixing Nuts** A store sells cashews for \$5.00 per pound and peanuts for \$1.50 per pound. The manager decides to mix 30 pounds of peanuts with some cashews and sell the mixture for \$3.00 per pound. How many pounds of cashews should be mixed with the peanuts so that the mixture will produce the same revenue as selling the nuts separately?

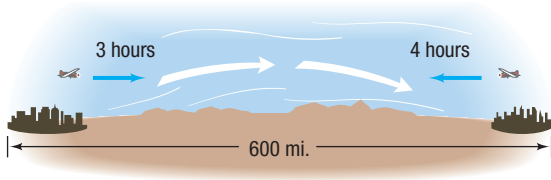
62. Mixing a Solution A chemist wants to make 14 liters of a 40% acid solution. She has solutions that are 30% acid and 65% acid. How much of each must she mix?

63. Presale Order A wireless store owner takes presale orders for a new smartphone and tablet. He gets 340 preorders for the smartphone and 250 preorders for the tablet. The combined value of the preorders is \$486,000. If the price of a smartphone and tablet together is \$1665, how much does each device cost?

64. Financial Planning A recently retired couple needs \$12,000 per year to supplement their Social Security. They have \$300,000 to invest to obtain this income. They have decided on two investment options: AA bonds yielding 5% per annum and a Bank Certificate yielding 2.5%.

- (a) How much should be invested in each to realize exactly \$12,000?
- (b) If, after 2 years, the couple requires \$14,000 per year in income, how should they reallocate their investment to achieve the new amount?

65. Computing Wind Speed With a tail wind, a small Piper aircraft can fly 600 miles in 3 hours. Against this same wind, the Piper can fly the same distance in 4 hours. Find the average wind speed and the average airspeed of the Piper.



66. Computing Wind Speed The average airspeed of a single-engine aircraft is 150 miles per hour. If the aircraft flew the same distance in 2 hours with the wind as it flew in 3 hours against the wind, what was the wind speed?

67. Restaurant Management A restaurant manager wants to purchase 200 sets of dishes. One design costs \$25 per set, and another costs \$45 per set. If she has only \$7400 to spend, how many sets of each design should she order?

68. Cost of Fast Food One group of people purchased 10 hot dogs and 5 soft drinks at a cost of \$35.00. A second group bought 7 hot dogs and 4 soft drinks at a cost of \$25.25. What is the cost of a single hot dog? A single soft drink?

We paid \$35.00.
How much is one hot dog?
How much is one soda?

We paid \$25.25.
How much is one hot dog?
How much is one soda?



69. Computing a Refund The grocery store we use does not mark prices on its goods. My wife went to this store, bought three 1-pound packages of bacon and two cartons of eggs, and paid a total of \$13.45. Not knowing that she went to the store, I also went to the same store, purchased two 1-pound packages of bacon and three cartons of eggs, and paid a total of \$11.45. Now we want to return two 1-pound packages of bacon and two cartons of eggs. How much will be refunded?

70. Finding the Current of a Stream Pamela requires 3 hours to swim 15 miles downstream on the Illinois River. The return trip upstream takes 5 hours. Find Pamela's average speed in still water. How fast is the current? (Assume that Pamela's speed is the same in each direction.)

71. Pharmacy A doctor's prescription calls for a daily intake containing 40 milligrams (mg) of vitamin C and 30 mg of vitamin D. Your pharmacy stocks two liquids that can be used: One contains 20% vitamin C and 30% vitamin D, the other 40% vitamin C and 20% vitamin D. How many milligrams of each compound should be mixed to fill the prescription?

72. Pharmacy A doctor's prescription calls for the creation of pills that contain 12 units of vitamin B₁₂ and 12 units of vitamin E. Your pharmacy stocks two powders that can be used to make these pills: One contains 20% vitamin B₁₂ and 30% vitamin E, the other 40% vitamin B₁₂ and 20% vitamin E. How many units of each powder should be mixed in each pill?

73. Curve Fitting Find real numbers a , b , and c so that the graph of the function $y = ax^2 + bx + c$ contains the points $(-1, 4)$, $(2, 3)$, and $(0, 1)$.

74. Curve Fitting Find real numbers a , b , and c so that the graph of the function $y = ax^2 + bx + c$ contains the points $(-1, -2)$, $(1, -4)$, and $(2, 4)$.

75. IS-LM Model in Economics In economics, the IS curve is a linear equation that represents all combinations of income Y and interest rates r that maintain an equilibrium in the market for goods in the economy. The LM curve is a linear equation that represents all combinations of income Y and interest rates r that maintain an equilibrium in the market for money in the economy. In an economy, suppose that the equilibrium level of income (in millions of dollars) and interest rates satisfy the system of equations

$$\begin{cases} 0.06Y - 5000r = 240 \\ 0.06Y + 6000r = 900 \end{cases}$$

Find the equilibrium level of income and interest rates.

76. IS-LM Model in Economics In economics, the IS curve is a linear equation that represents all combinations of income Y and interest rates r that maintain an equilibrium in the market for goods in the economy. The LM curve is a linear equation that represents all combinations of income Y and interest rates r that maintain an equilibrium in the market for money in the economy. In an economy, suppose that the equilibrium level of income (in millions of dollars) and interest rates satisfy the system of equations

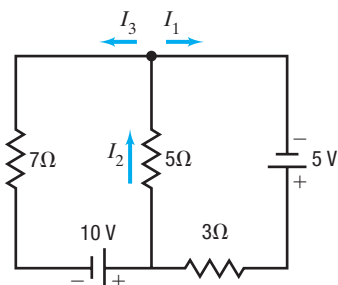
$$\begin{cases} 0.05Y - 1000r = 10 \\ 0.05Y + 800r = 100 \end{cases}$$

Find the equilibrium level of income and interest rates.

- 77. Electricity: Kirchhoff's Rules** An application of Kirchhoff's Rules to the circuit shown results in the following system of equations:

$$\begin{cases} I_2 = I_1 + I_3 \\ 5 - 3I_1 - 5I_2 = 0 \\ 10 - 5I_2 - 7I_3 = 0 \end{cases}$$

Find the currents I_1 , I_2 , and I_3 .

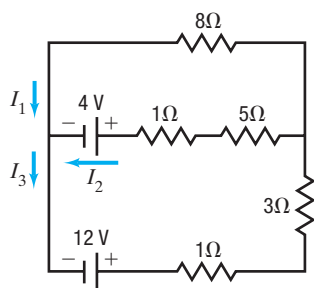


Source: Physics for Scientists & Engineers, 9th ed., by Serway. © 2013 Cengage Learning.

- 78. Electricity: Kirchhoff's Rules** An application of Kirchhoff's Rules to the circuit shown below results in the following system of equations:

$$\begin{cases} I_3 = I_1 + I_2 \\ 8 = 4I_3 + 6I_2 \\ 8I_1 = 4 + 6I_2 \end{cases}$$

Find the currents I_1 , I_2 , and I_3 .



Source: Physics for Scientists & Engineers, 9th ed., by Serway. © 2013 Cengage Learning.

- 79. Theater Revenues** A Broadway theater has 500 seats, divided into orchestra, main, and balcony seating. Orchestra seats sell for \$150, main seats for \$135, and balcony seats for \$110. If all the seats are sold, the gross revenue to the theater is \$64,250. If all the main and balcony seats are sold, but only half the orchestra seats are sold, the gross revenue is \$56,750. How many of each kind of seat are there?
- 80. Theater Revenues** A movie theater charges \$11.00 for adults, \$6.50 for children, and \$9.00 for senior citizens. One day the theater sold 405 tickets and collected \$3315 in receipts. Twice as many children's tickets were sold as adult tickets. How many adults, children, and senior citizens went to the theater that day?
- 81. Nutrition** A dietitian wishes a patient to have a meal that has 66 grams (g) of protein, 94.5 g of carbohydrates, and 910 milligrams (mg) of calcium. The hospital food service tells the dietitian that the dinner for today is chicken, corn,

and 2% milk. Each serving of chicken has 30 g of protein, 35 g of carbohydrates, and 200 mg of calcium. Each serving of corn has 3 g of protein, 16 g of carbohydrates, and 10 mg of calcium. Each glass of 2% milk has 9 g of protein, 13 g of carbohydrates, and 300 mg of calcium. How many servings of each food should the dietitian provide for the patient?

- 82. Investments** Kelly has \$20,000 to invest. As her financial planner, you recommend that she diversify into three investments: Treasury bills that yield 5% simple interest, Treasury bonds that yield 7% simple interest, and corporate bonds that yield 10% simple interest. Kelly wishes to earn \$1390 per year in income. Also, Kelly wants her investment in Treasury bills to be \$3000 more than her investment in corporate bonds. How much money should Kelly place in each investment?
- 83. Prices of Fast Food** One group of customers bought 8 deluxe hamburgers, 6 orders of large fries, and 6 large colas for \$26.10. A second group ordered 10 deluxe hamburgers, 6 large fries, and 8 large colas and paid \$31.60. Is there sufficient information to determine the price of each food item? If not, construct a table showing the various possibilities. Assume that the hamburgers cost between \$1.75 and \$2.25, the fries between \$0.75 and \$1.00, and the colas between \$0.60 and \$0.90.

- 84. Prices of Fast Food** Use the information given in Problem 83. Suppose that a third group purchased 3 deluxe hamburgers, 2 large fries, and 4 large colas for \$10.95. Now is there sufficient information to determine the price of each food item? If so, determine each price.

- 85. Painting a House** Three painters (Beth, Dan, and Edie), working together, can paint the exterior of a home in 10 hours (h). Dan and Edie together have painted a similar house in 15 h. One day, all three worked on this same kind of house for 4 h, after which Edie left. Beth and Dan required 8 more hours to finish. Assuming no gain or loss in efficiency, how long should it take each person to complete such a job alone?



- 86. Challenge Problem** Solve for x and y , assuming $a \neq 0$ and $b \neq 0$.

$$\begin{cases} ax + by = a + b \\ abx - b^2y = b^2 - ab \end{cases}$$

- 87. Challenge Problem** Solve for x , y , and z , assuming $a \neq 0$, $b \neq 0$, and $c \neq 0$.

$$\begin{cases} ax + by + cz = a + b + c \\ a^2x + b^2y + c^2z = ac + ab + bc \\ abx + bcy = bc + ac \end{cases}$$

Explaining Concepts: Discussion and Writing

88. Make up a system of three linear equations containing three variables that has:
- No solution
 - Exactly one solution
 - Infinitely many solutions

Give the three systems to a friend to solve and critique.

89. Write a brief paragraph outlining your strategy for solving a system of two linear equations containing two variables.
90. Do you prefer the method of substitution or the method of elimination for solving a system of two linear equations containing two variables? Give your reasons.

Retain Your Knowledge

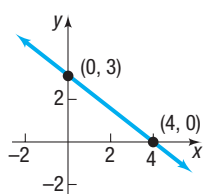
Problems 91–100 are based on material learned earlier in the course. The purpose of these problems is to keep the material fresh in your mind so that you are better prepared for the final exam.

91. Graph $f(x) = -3^{1-x} + 2$.
92. Factor each of the following:
- $4(2x - 3)^3 \cdot 2 \cdot (x^3 + 5)^2 + 2(x^3 + 5) \cdot 3x^2 \cdot (2x - 3)^4$
 - $\frac{1}{2}(3x - 5)^{-\frac{1}{2}} \cdot 3 \cdot (x + 3)^{-\frac{1}{2}} - \frac{1}{2}(x + 3)^{-\frac{3}{2}}(3x - 5)^{\frac{1}{2}}$
93. Find the exact value of $\sin^{-1}\left[\sin\left(-\frac{10\pi}{9}\right)\right]$.
94. Write $-\sqrt{3} + i$ in polar form and in exponential form.
95. If $A = \{2, 4, 6, \dots, 30\}$ and $B = \{3, 6, 9, \dots, 30\}$, find $A \cap B$.
96. Find an equation of an ellipse if the center is at the origin, the length of the major axis is 20 along the x -axis, and the length of the minor axis is 12.
97. If $z = 6e^{i \cdot 7\pi/4}$ and $w = 2e^{i \cdot 5\pi/6}$, find zw and $\frac{z}{w}$. Write the answers in polar form and in exponential form.
98. Find the principal needed now to get \$5000 after 18 months at 4% interest compounded monthly.
99. Find the average rate of change of $f(x) = \cos^{-1}x$ from $x = -\frac{1}{2}$ to $x = \frac{1}{2}$.
100. Find the area of the triangle with vertices at $(0, 5)$, $(3, 9)$, and $(12, 0)$.

'Are You Prepared?' Answers

1. $\{1\}$

2. (a)



(b) $-\frac{3}{4}$

11.2 Systems of Linear Equations: Matrices

- OBJECTIVES**
- 1 Write the Augmented Matrix of a System of Linear Equations (p. 735)
 - 2 Write the System of Equations from the Augmented Matrix (p. 736)
 - 3 Perform Row Operations on a Matrix (p. 736)
 - 4 Solve a System of Linear Equations Using Matrices (p. 737)

The systematic approach of the method of elimination for solving a system of linear equations provides another method of solution that involves a simplified notation.

Consider the following system of linear equations:

$$\begin{cases} x + 4y = 14 \\ 3x - 2y = 0 \end{cases}$$

If we choose not to write the variables, we can represent this system as

$$\left[\begin{array}{cc|c} 1 & 4 & 14 \\ 3 & -2 & 0 \end{array} \right]$$

where it is understood that the first column represents the coefficients of the variable x , the second column the coefficients of y , and the third column the constants on the right side of the equal signs. The vertical bar serves as a reminder of the equal signs. The large square brackets are used to denote a *matrix* in algebra.

DEFINITION Matrix

A **matrix** is defined as a rectangular array of numbers:

$$\begin{array}{ccccccc}
 & \text{Column 1} & \text{Column 2} & & \text{Column } j & & \text{Column } n \\
 \text{Row 1} & a_{11} & a_{12} & \cdots & a_{1j} & \cdots & a_{1n} \\
 \text{Row 2} & a_{21} & a_{22} & \cdots & a_{2j} & \cdots & a_{2n} \\
 \vdots & \vdots & \vdots & & \vdots & & \vdots \\
 \text{Row } i & a_{i1} & a_{i2} & \cdots & a_{ij} & \cdots & a_{in} \\
 \vdots & \vdots & \vdots & & \vdots & & \vdots \\
 \text{Row } m & a_{m1} & a_{m2} & \cdots & a_{mj} & \cdots & a_{mn}
 \end{array} \quad (1)$$

Each number a_{ij} in the matrix has two indexes: the **row index** i and the **column index** j . The matrix shown in display (1) has m rows and n columns. The numbers a_{ij} are usually referred to as the **entries** of the matrix. For example, a_{23} refers to the entry in the second row, third column.

1 Write the Augmented Matrix of a System of Linear Equations

Now we will use matrix notation to represent a system of linear equations. The matrix used to represent a system of linear equations is called an **augmented matrix**. In writing the augmented matrix of a system, the variables of each equation must be on the left side of the equal sign and the constants on the right side. A variable that does not appear in an equation has a coefficient of 0.

In Words

To augment means to increase or expand. An augmented matrix broadens the idea of matrices to systems of linear equations.

EXAMPLE 1**Writing the Augmented Matrix of a System of Linear Equations**

Write the augmented matrix of each system of equations.

$$\text{(a)} \quad \begin{cases} 3x - 4y = -6 & (1) \\ 2x - 3y = -5 & (2) \end{cases} \quad \text{(b)} \quad \begin{cases} 2x - y + z = 0 & (1) \\ x + z - 1 = 0 & (2) \\ x + 2y - 8 = 0 & (3) \end{cases}$$

Solution

(a) The augmented matrix is

$$\left[\begin{array}{cc|c} 3 & -4 & -6 \\ 2 & -3 & -5 \end{array} \right]$$

(b) Care must be taken that the system be written so that the coefficients of all variables are present (if any variable is missing, its coefficient is 0). Also, all constants must be to the right of the equal sign. We need to rearrange the given system to put it into the required form.

$$\begin{cases} 2x - y + z = 0 & (1) \\ x + z - 1 = 0 & (2) \\ x + 2y - 8 = 0 & (3) \end{cases}$$

$$\begin{cases} 2x - y + z = 0 & (1) \\ x + 0 \cdot y + z = 1 & (2) \\ x + 2y + 0 \cdot z = 8 & (3) \end{cases}$$

The augmented matrix is

$$\left[\begin{array}{ccc|c} 2 & -1 & 1 & 0 \\ 1 & 0 & 1 & 1 \\ 1 & 2 & 0 & 8 \end{array} \right]$$

CAUTION Be sure variables and constants are lined up correctly before writing the augmented matrix. ■

If we do not include the constants to the right of the equal sign (that is, to the right of the vertical bar in the augmented matrix of a system of equations), the resulting

matrix is called the **coefficient matrix** of the system. For the systems discussed in Example 1, the coefficient matrices are

$$\begin{bmatrix} 3 & -4 \\ 2 & -3 \end{bmatrix} \quad \text{and} \quad \begin{bmatrix} 2 & -1 & 1 \\ 1 & 0 & 1 \\ 1 & 2 & 0 \end{bmatrix}$$

 **Now Work** PROBLEM 9

2 Write the System of Equations from the Augmented Matrix

EXAMPLE 2

Writing the System of Linear Equations from the Augmented Matrix

Write the system of linear equations that corresponds to each augmented matrix.

$$(a) \left[\begin{array}{cc|c} 5 & 2 & 13 \\ -3 & 1 & -10 \end{array} \right] \quad (b) \left[\begin{array}{ccc|c} 3 & -1 & -1 & 7 \\ 2 & 0 & 2 & 8 \\ 0 & 1 & 1 & 0 \end{array} \right]$$

Solution

- (a) The augmented matrix has two rows and so represents a system of two equations. The two columns to the left of the vertical bar indicate that the system has two variables. If x and y are used to denote these variables, the system of equations is

$$\begin{cases} 5x + 2y = 13 & (1) \\ -3x + y = -10 & (2) \end{cases}$$

- (b) Since the augmented matrix has three rows, it represents a system of three equations. Since there are three columns to the left of the vertical bar, the system contains three variables. If x , y , and z are the three variables, the system of equations is

$$\begin{cases} 3x - y - z = 7 & (1) \\ 2x + 2z = 8 & (2) \\ y + z = 0 & (3) \end{cases}$$

3 Perform Row Operations on a Matrix

Row operations on a matrix are used to solve systems of equations when the system is written as an augmented matrix. There are three basic row operations.

Row Operations

- Interchange any two rows.
- Replace a row by a nonzero multiple of that row.
- Replace a row by the sum of that row and a constant nonzero multiple of some other row.

These three row operations correspond to the three rules given earlier for obtaining an equivalent system of equations. When a row operation is performed on a matrix, the resulting matrix represents a system of equations equivalent to the system represented by the original matrix.

For example, consider the augmented matrix

$$\left[\begin{array}{cc|c} 1 & 2 & 3 \\ 4 & -1 & 2 \end{array} \right]$$

Suppose we want to use a row operation that results in a matrix whose entry in row 2, column 1 is 0. The row operation to use is

- Multiply each entry in row 1 by -4 , and add the result to the corresponding entries in row 2. (2)

If we use R_2 to represent the new entries in row 2 and r_1 and r_2 to represent the original entries in rows 1 and 2, respectively, we can represent the row operation in statement (2) by

$$R_2 = -4r_1 + r_2$$

Then

$$\left[\begin{array}{cc|c} 1 & 2 & 3 \\ 4 & -1 & 2 \end{array} \right] \rightarrow \left[\begin{array}{cc|c} 1 & 2 & 3 \\ -4 \cdot 1 + 4 & -4 \cdot 2 + (-1) & -4 \cdot 3 + 2 \end{array} \right] = \left[\begin{array}{cc|c} 1 & 2 & 3 \\ 0 & -9 & -10 \end{array} \right]$$

$R_2 = -4r_1 + r_2$

We now have the entry 0 in row 2, column 1.

EXAMPLE 3

Using a Row Operation on an Augmented Matrix

Use the row operation $R_2 = -3r_1 + r_2$ on the augmented matrix

$$\left[\begin{array}{cc|c} 1 & -2 & 2 \\ 3 & -5 & 9 \end{array} \right]$$

Solution

The row operation $R_2 = -3r_1 + r_2$ replaces the entries in row 2 by the entries obtained after multiplying each entry in row 1 by -3 and adding the result to the corresponding entries in row 2.

$$\left[\begin{array}{cc|c} 1 & -2 & 2 \\ 3 & -5 & 9 \end{array} \right] \rightarrow \left[\begin{array}{cc|c} 1 & -2 & 2 \\ -3 \cdot 1 + 3 & -3 \cdot (-2) + (-5) & -3 \cdot 2 + 9 \end{array} \right] = \left[\begin{array}{cc|c} 1 & -2 & 2 \\ 0 & 1 & 3 \end{array} \right]$$

$R_2 = -3r_1 + r_2$

 **Now Work** PROBLEM 19

EXAMPLE 4

Finding a Row Operation

Find a row operation that results in the augmented matrix

$$\left[\begin{array}{cc|c} 1 & -2 & 2 \\ 0 & 1 & 3 \end{array} \right]$$

having 0 in row 1, column 2.

Solution

We want 0 in row 1, column 2. Because the entry in row 2, column 2 is 1, multiply row 2 by 2 and add the result to row 1. That is, use the row operation $R_1 = 2r_2 + r_1$.

$$\left[\begin{array}{cc|c} 1 & -2 & 2 \\ 0 & 1 & 3 \end{array} \right] \rightarrow \left[\begin{array}{cc|c} 2 \cdot 0 + 1 & 2 \cdot 1 + (-2) & 2 \cdot 3 + 2 \\ 0 & 1 & 3 \end{array} \right] = \left[\begin{array}{cc|c} 1 & 0 & 8 \\ 0 & 1 & 3 \end{array} \right]$$

$R_1 = 2r_2 + r_1$

A word about notation: The row operation $R_1 = 2r_2 + r_1$ changes the entries in row 1. We change the entries in row 1 by multiplying the entries in some other row by a nonzero number and adding the results to the original entries of row 1.

4 Solve a System of Linear Equations Using Matrices

To solve a system of linear equations using matrices, use row operations on the augmented matrix of the system to obtain a matrix that is in *row echelon form*.

DEFINITION Row Echelon Form

A matrix is in **row echelon form** when the following conditions are met:

- The entry in row 1, column 1 is a 1, and only 0's appear below it.
- The first nonzero entry in each row after the first row is a 1, only 0's appear below it, and the 1 appears to the right of the first nonzero entry in any row above.
- Any rows that contain all 0's to the left of the vertical bar appear at the bottom.

For example, for a system of three equations containing three variables, x , y , and z , with a unique solution, the augmented matrix is in row echelon form if it is of the form

$$\left[\begin{array}{ccc|c} 1 & a & b & d \\ 0 & 1 & c & e \\ 0 & 0 & 1 & f \end{array} \right]$$

where a, b, c, d, e , and f are real numbers. The last row of this augmented matrix states that $z = f$. We then determine the value of y using back-substitution with $z = f$, since row 2 represents the equation $y + cz = e$. Finally, x is determined using back-substitution again.

Two advantages of solving a system of equations by writing the augmented matrix in row echelon form are the following:

- The process is algorithmic; that is, it consists of repetitive steps that can be programmed on a computer.
- The process works on any system of linear equations, no matter how many equations or variables are present.

The next example shows how to solve a system of linear equations by writing its augmented matrix in row echelon form.

EXAMPLE 5

Solving a System of Linear Equations Using Matrices (Row Echelon Form)

$$\text{Solve: } \begin{cases} 2x + 2y = 6 & (1) \\ x + y + z = 1 & (2) \\ 3x + 4y - z = 13 & (3) \end{cases}$$

Step-by-Step Solution

Step 1: Write the augmented matrix that represents the system.

$$\left[\begin{array}{ccc|c} 2 & 2 & 0 & 6 \\ 1 & 1 & 1 & 1 \\ 3 & 4 & -1 & 13 \end{array} \right]$$

Write the augmented matrix of the system.

Step 2: Use row operations to obtain 1 in row 1, column 1.

To get 1 in row 1, column 1, interchange rows 1 and 2. [Note that this is equivalent to interchanging equations (1) and (2) of the system.]

$$\left[\begin{array}{ccc|c} 1 & 1 & 1 & 1 \\ 2 & 2 & 0 & 6 \\ 3 & 4 & -1 & 13 \end{array} \right]$$

Step 3: Use row operations that leave row 1 unchanged, but change the entries in column 1 below row 1 to 0's.

Next, we want 0 in row 2, column 1 and 0 in row 3, column 1. Use the row operations $R_2 = -2r_1 + r_2$ and $R_3 = -3r_1 + r_3$. Note that row 1 is unchanged using these row operations.

$$\left[\begin{array}{ccc|c} 1 & 1 & 1 & 1 \\ 2 & 2 & 0 & 6 \\ 3 & 4 & -1 & 13 \end{array} \right] \rightarrow \left[\begin{array}{ccc|c} 1 & 1 & 1 & 1 \\ 0 & 0 & -2 & 4 \\ 0 & 1 & -4 & 10 \end{array} \right]$$

$R_2 = -2r_1 + r_2$
 $R_3 = -3r_1 + r_3$

Step 4: Use row operations to obtain 1 in row 2, column 2, and 0's below it.

We want the entry in row 2, column 2 to be 1. We also want to have 0 below the 1 in row 2, column 2. Interchanging rows 2 and 3 will accomplish both goals.

$$\left[\begin{array}{ccc|c} 1 & 1 & 1 & 1 \\ 0 & 0 & -2 & 4 \\ 0 & 1 & -4 & 10 \end{array} \right] \rightarrow \left[\begin{array}{ccc|c} 1 & 1 & 1 & 1 \\ 0 & 1 & -4 & 10 \\ 0 & 0 & -2 & 4 \end{array} \right]$$

Step 5: Repeat Step 4 to obtain 1 in row 3, column 3.

To obtain 1 in row 3, column 3, use the row operation $R_3 = -\frac{1}{2}r_3$. The result is

$$\left[\begin{array}{ccc|c} 1 & 1 & 1 & 1 \\ 0 & 1 & -4 & 10 \\ 0 & 0 & -2 & 4 \end{array} \right] \rightarrow \left[\begin{array}{ccc|c} 1 & 1 & 1 & 1 \\ 0 & 1 & -4 & 10 \\ 0 & 0 & 1 & -2 \end{array} \right]$$

$R_3 = -\frac{1}{2}r_3$

Step 6: The matrix on the right in Step 5 is the row echelon form of the augmented matrix. Use back-substitution to solve the original system.

The third row of the augmented matrix represents the equation $z = -2$. Using $z = -2$, back-substitute into the equation $y - 4z = 10$ (row 2) and obtain

$$\begin{aligned} y - 4z &= 10 \\ y - 4(-2) &= 10 & z = -2 \\ y &= 2 & \text{Solve for } y. \end{aligned}$$

Finally, back-substitute $y = 2$ and $z = -2$ into the equation $x + y + z = 1$ (row 1) and obtain

$$\begin{aligned} x + y + z &= 1 \\ x + 2 + (-2) &= 1 & y = 2, z = -2 \\ x &= 1 & \text{Solve for } x. \end{aligned}$$

The solution of the system is $x = 1, y = 2, z = -2$ or, using an ordered triplet, $(1, 2, -2)$.

Matrix Method for Solving a System of Linear Equations (Row Echelon Form)

- STEP 1:** Write the augmented matrix that represents the system.
- STEP 2:** Use row operations to obtain 1 in row 1, column 1.
- STEP 3:** Use row operations that leave row 1 unchanged, but change the entries in column 1 below row 1 to 0's.
- STEP 4:** Use row operations to obtain 1 in row 2, column 2, but leave the entries in columns to the left unchanged. If it is impossible to place 1 in row 2, column 2, place 1 in row 2, column 3. Once the 1 is in place, use row operations to obtain 0's below it. (Place any rows that contain only 0's on the left side of the vertical bar, at the bottom of the matrix.)
- STEP 5:** Now repeat Step 4 to obtain 1 in the next row, but one column to the right. Continue until the bottom row or the vertical bar is reached.
- STEP 6:** The matrix that results is the row echelon form of the augmented matrix. Analyze the system of equations corresponding to it to solve the original system.

EXAMPLE 6

Solving a System of Linear Equations Using Matrices (Row Echelon Form)

$$\text{Solve: } \begin{cases} x - y + z = 8 & (1) \\ 2x + 3y - z = -2 & (2) \\ 3x - 2y - 9z = 9 & (3) \end{cases}$$

Solution

STEP 1: The augmented matrix of the system is

$$\left[\begin{array}{ccc|c} 1 & -1 & 1 & 8 \\ 2 & 3 & -1 & -2 \\ 3 & -2 & -9 & 9 \end{array} \right]$$

(continued)

STEP 2: Because 1 is already in row 1, column 1, go to Step 3.

STEP 3: Perform the row operations $R_2 = -2r_1 + r_2$ and $R_3 = -3r_1 + r_3$. Each of these leaves row 1 unchanged, while causing 0's in column 1 of the other rows.

$$\left[\begin{array}{ccc|c} 1 & -1 & 1 & 8 \\ 2 & 3 & -1 & -2 \\ 3 & -2 & -9 & 9 \end{array} \right] \rightarrow \left[\begin{array}{ccc|c} 1 & -1 & 1 & 8 \\ 0 & 5 & -3 & -18 \\ 0 & 1 & -12 & -15 \end{array} \right]$$

$R_2 = -2r_1 + r_2$
 $R_3 = -3r_1 + r_3$

STEP 4: The easiest way to obtain the entry 1 in row 2, column 2 without altering column 1 is to interchange rows 2 and 3 (another way would be to multiply row 2 by $\frac{1}{5}$, but this introduces fractions).

$$\left[\begin{array}{ccc|c} 1 & -1 & 1 & 8 \\ 0 & 1 & -12 & -15 \\ 0 & 5 & -3 & -18 \end{array} \right]$$

To obtain 0 under the 1 in row 2, column 2, use the row operation $R_3 = -5r_2 + r_3$.

$$\left[\begin{array}{ccc|c} 1 & -1 & 1 & 8 \\ 0 & 1 & -12 & -15 \\ 0 & 5 & -3 & -18 \end{array} \right] \rightarrow \left[\begin{array}{ccc|c} 1 & -1 & 1 & 8 \\ 0 & 1 & -12 & -15 \\ 0 & 0 & 57 & 57 \end{array} \right]$$

$R_3 = -5r_2 + r_3$

STEP 5: Continuing, obtain 1 in row 3, column 3 by using $R_3 = \frac{1}{57}r_3$.

$$\left[\begin{array}{ccc|c} 1 & -1 & 1 & 8 \\ 0 & 1 & -12 & -15 \\ 0 & 0 & 57 & 57 \end{array} \right] \rightarrow \left[\begin{array}{ccc|c} 1 & -1 & 1 & 8 \\ 0 & 1 & -12 & -15 \\ 0 & 0 & 1 & 1 \end{array} \right]$$

$R_3 = \frac{1}{57}r_3$

STEP 6: The matrix on the right is the row echelon form of the augmented matrix. The system of equations represented by the matrix in row echelon form is

$$\begin{cases} x - y + z = 8 & \text{(1)} \\ y - 12z = -15 & \text{(2)} \\ z = 1 & \text{(3)} \end{cases}$$

Using $z = 1$, back-substitute to get

$$\begin{cases} x - y + 1 = 8 & \text{(1)} \\ y - 12 \cdot 1 = -15 & \text{(2)} \end{cases} \rightarrow \begin{cases} x - y = 7 & \text{(1)} \\ y = -3 & \text{(2)} \end{cases}$$

Simplify.

Using $y = -3$, back-substitute into $x - y = 7$ to get $x = 4$. The solution of the system is $x = 4, y = -3, z = 1$ or, using an ordered triplet, $(4, -3, 1)$. \square

Sometimes it is advantageous to write a matrix in **reduced row echelon form**. In this form, row operations are used to obtain entries that are 0 above (as well as below) the leading 1 in a row. For example, the row echelon form obtained in the solution to Example 6 is

$$\left[\begin{array}{ccc|c} 1 & -1 & 1 & 8 \\ 0 & 1 & -12 & -15 \\ 0 & 0 & 1 & 1 \end{array} \right]$$

To write this matrix in reduced row echelon form, proceed as follows:

$$\left[\begin{array}{ccc|c} 1 & -1 & 1 & 8 \\ 0 & 1 & -12 & -15 \\ 0 & 0 & 1 & 1 \end{array} \right] \xrightarrow{R_1 = r_2 + r_1} \left[\begin{array}{ccc|c} 1 & 0 & -11 & -7 \\ 0 & 1 & -12 & -15 \\ 0 & 0 & 1 & 1 \end{array} \right] \xrightarrow{\substack{R_1 = 11r_3 + r_1 \\ R_2 = 12r_3 + r_2}} \left[\begin{array}{ccc|c} 1 & 0 & 0 & 4 \\ 0 & 1 & 0 & -3 \\ 0 & 0 & 1 & 1 \end{array} \right]$$

The matrix is now written in reduced row echelon form. The advantage of writing the matrix in this form is that the solution to the system, $x = 4$, $y = -3$, $z = 1$, can be read from the matrix without the need to back-substitute. Another advantage will be seen in Section 11.4, where the inverse of a matrix is discussed. The method used to write a matrix in reduced row echelon form is called **Gauss-Jordan elimination**.

 **Now Work** PROBLEMS 39 AND 49

The matrix method for solving a system of linear equations also identifies systems that have infinitely many solutions and systems that are inconsistent.

EXAMPLE 7

Solving a Dependent System of Linear Equations Using Matrices

$$\text{Solve: } \begin{cases} 6x - y - z = 4 & (1) \\ -12x + 2y + 2z = -8 & (2) \\ 5x + y - z = 3 & (3) \end{cases}$$

Solution

Start with the augmented matrix of the system and use row operations to obtain 1 in row 1, column 1 with 0's below.

$$\left[\begin{array}{ccc|c} 6 & -1 & -1 & 4 \\ -12 & 2 & 2 & -8 \\ 5 & 1 & -1 & 3 \end{array} \right] \xrightarrow{R_1 = -1r_3 + r_1} \left[\begin{array}{ccc|c} 1 & -2 & 0 & 1 \\ -12 & 2 & 2 & -8 \\ 5 & 1 & -1 & 3 \end{array} \right] \xrightarrow{\substack{R_2 = 12r_1 + r_2 \\ R_3 = -5r_1 + r_3}} \left[\begin{array}{ccc|c} 1 & -2 & 0 & 1 \\ 0 & -22 & 2 & 4 \\ 0 & 11 & -1 & -2 \end{array} \right]$$

We can obtain 1 in row 2, column 2 without altering column 1 by using either $R_2 = -\frac{1}{22}r_2$ or $R_2 = \frac{23}{11}r_3 + r_2$. We use the first of these here.

$$\left[\begin{array}{ccc|c} 1 & -2 & 0 & 1 \\ 0 & -22 & 2 & 4 \\ 0 & 11 & -1 & -2 \end{array} \right] \xrightarrow{R_2 = -\frac{1}{22}r_2} \left[\begin{array}{ccc|c} 1 & -2 & 0 & 1 \\ 0 & 1 & -\frac{1}{11} & -\frac{2}{11} \\ 0 & 11 & -1 & -2 \end{array} \right] \xrightarrow{R_3 = -11r_2 + r_3} \left[\begin{array}{ccc|c} 1 & -2 & 0 & 1 \\ 0 & 1 & -\frac{1}{11} & -\frac{2}{11} \\ 0 & 0 & 0 & 0 \end{array} \right]$$

This matrix is in row echelon form. Because the bottom row consists entirely of 0's, the system actually consists of only two equations.

$$\begin{cases} x - 2y = 1 & (1) \\ y - \frac{1}{11}z = -\frac{2}{11} & (2) \end{cases}$$

To make it easier to write some of the solutions, we express both x and y in terms of z .

From the second equation, $y = \frac{1}{11}z - \frac{2}{11}$. Now back-substitute this solution for y into the first equation to get

$$x = 2y + 1 = 2\left(\frac{1}{11}z - \frac{2}{11}\right) + 1 = \frac{2}{11}z + \frac{7}{11} \quad (\text{continued})$$

The original system is equivalent to the system

$$\begin{cases} x = \frac{2}{11}z + \frac{7}{11} & (1) \\ y = \frac{1}{11}z - \frac{2}{11} & (2) \end{cases} \quad \text{where } z \text{ can be any real number}$$

Let's look at the situation. The original system of three equations is equivalent to a system containing two equations. This means that any values of x , y , z that satisfy both

$$x = \frac{2}{11}z + \frac{7}{11} \quad \text{and} \quad y = \frac{1}{11}z - \frac{2}{11}$$

are solutions. For example, $z = 0, x = \frac{7}{11}, y = -\frac{2}{11}$; $z = 1, x = \frac{9}{11}, y = -\frac{1}{11}$; and $z = -1, x = \frac{5}{11}, y = -\frac{3}{11}$ are three of the solutions of the original system.

There are, in fact, infinitely many values of x , y , and z for which the two equations are satisfied. That is, the original system has infinitely many solutions. We write the solution of the original system as

$$\begin{cases} x = \frac{2}{11}z + \frac{7}{11} \\ y = \frac{1}{11}z - \frac{2}{11} \end{cases} \quad \text{where } z \text{ can be any real number}$$

or, using ordered triplets, as

$$\left\{ (x, y, z) \mid x = \frac{2}{11}z + \frac{7}{11}, y = \frac{1}{11}z - \frac{2}{11}, z \text{ any real number} \right\}$$

 **Now Work** PROBLEM 55

EXAMPLE 8

Identifying an Inconsistent System of Linear Equations Using Matrices

$$\text{Solve: } \begin{cases} x + y + z = 6 \\ 2x - y - z = 3 \\ x + 2y + 2z = 0 \end{cases}$$

Solution

Begin with the augmented matrix, and use row operations to write the matrix in row echelon form.

$$\left[\begin{array}{ccc|c} 1 & 1 & 1 & 6 \\ 2 & -1 & -1 & 3 \\ 1 & 2 & 2 & 0 \end{array} \right] \xrightarrow{\substack{\uparrow \\ R_2 = -2r_1 + r_2 \\ R_3 = -1r_1 + r_3}} \left[\begin{array}{ccc|c} 1 & 1 & 1 & 6 \\ 0 & -3 & -3 & -9 \\ 0 & 1 & 1 & -6 \end{array} \right] \xrightarrow{\substack{\uparrow \\ \text{Interchange rows 2 and 3.}}} \left[\begin{array}{ccc|c} 1 & 1 & 1 & 6 \\ 0 & 1 & 1 & -6 \\ 0 & -3 & -3 & -9 \end{array} \right] \xrightarrow{\substack{\uparrow \\ R_3 = 3r_2 + r_3}} \left[\begin{array}{ccc|c} 1 & 1 & 1 & 6 \\ 0 & 1 & 1 & -6 \\ 0 & 0 & 0 & -27 \end{array} \right]$$

The bottom row is equivalent to the equation

$$0x + 0y + 0z = -27$$

which has no solution. The original system is inconsistent.

 **Now Work** PROBLEM 29

The matrix method is especially effective for systems of equations for which the number of equations and the number of variables are unequal. Here, too, such a system is either inconsistent or consistent. If it is consistent, it will have either exactly one solution or infinitely many solutions.

EXAMPLE 9

Solving a System of Linear Equations Using Matrices

$$\text{Solve: } \begin{cases} x - 2y + z = 0 & (1) \\ 2x + 2y - 3z = -3 & (2) \\ y - z = -1 & (3) \\ -x + 4y + 2z = 13 & (4) \end{cases}$$

Solution

This is a system of four equations containing three variables. Begin with the augmented matrix, and use row operations to write the matrix in row echelon form.

$$\left[\begin{array}{ccc|c} 1 & -2 & 1 & 0 \\ 2 & 2 & -3 & -3 \\ 0 & 1 & -1 & -1 \\ -1 & 4 & 2 & 13 \end{array} \right] \rightarrow \left[\begin{array}{ccc|c} 1 & -2 & 1 & 0 \\ 0 & 6 & -5 & -3 \\ 0 & 1 & -1 & -1 \\ 0 & 2 & 3 & 13 \end{array} \right] \rightarrow \left[\begin{array}{ccc|c} 1 & -2 & 1 & 0 \\ 0 & 1 & -1 & -1 \\ 0 & 6 & -5 & -3 \\ 0 & 2 & 3 & 13 \end{array} \right]$$

\uparrow $R_2 = -2r_1 + r_2$ \uparrow Interchange rows 2 and 3.
 \uparrow $R_4 = r_1 + r_4$

$$\rightarrow \left[\begin{array}{ccc|c} 1 & -2 & 1 & 0 \\ 0 & 1 & -1 & -1 \\ 0 & 0 & 1 & 3 \\ 0 & 0 & 5 & 15 \end{array} \right] \rightarrow \left[\begin{array}{ccc|c} 1 & -2 & 1 & 0 \\ 0 & 1 & -1 & -1 \\ 0 & 0 & 1 & 3 \\ 0 & 0 & 0 & 0 \end{array} \right]$$

\uparrow $R_3 = -6r_2 + r_3$ \uparrow $R_4 = -5r_3 + r_4$
 \uparrow $R_4 = -2r_2 + r_4$

Since the matrix is in row echelon form, we could now back-substitute $z = 3$ to find x and y . Or we can continue and obtain the reduced row echelon form.

$$\left[\begin{array}{ccc|c} 1 & -2 & 1 & 0 \\ 0 & 1 & -1 & -1 \\ 0 & 0 & 1 & 3 \\ 0 & 0 & 0 & 0 \end{array} \right] \rightarrow \left[\begin{array}{ccc|c} 1 & 0 & -1 & -2 \\ 0 & 1 & -1 & -1 \\ 0 & 0 & 1 & 3 \\ 0 & 0 & 0 & 0 \end{array} \right] \rightarrow \left[\begin{array}{ccc|c} 1 & 0 & 0 & 1 \\ 0 & 1 & 0 & 2 \\ 0 & 0 & 1 & 3 \\ 0 & 0 & 0 & 0 \end{array} \right]$$

\uparrow $R_1 = 2r_2 + r_1$ \uparrow $R_1 = r_3 + r_1$
 \uparrow $R_2 = r_3 + r_2$

The matrix is now in reduced row echelon form, and we can see that the solution is $x = 1$, $y = 2$, $z = 3$ or, using an ordered triplet, $(1, 2, 3)$. J

 **Now Work** PROBLEM 71

EXAMPLE 10

Financial Planning



Adam and Michelle require an additional \$25,000 in annual income (beyond their pension benefits). They are rather risk averse and have narrowed their investment choices down to Treasury notes that yield 3%, Treasury bonds that yield 5%, and corporate bonds that yield 6%. They have \$600,000 to invest and want the amount invested in Treasury notes to equal the total amount invested in Treasury bonds and corporate bonds. How much should they place in each investment?

Solution

Let n , b , and c represent the amounts invested in Treasury notes, Treasury bonds, and corporate bonds, respectively. There is a total of \$600,000 to invest, which means that the sum of the amounts invested in Treasury notes, Treasury bonds, and corporate bonds should equal \$600,000. The first equation is

$$n + b + c = 600,000 \quad (1)$$

(continued)

If \$100,000 is invested in Treasury notes, the income is $0.03 \cdot \$100,000 = \3000 . In general, if n dollars are invested in Treasury notes, the income is $0.03n$. Since the total income is to be \$25,000, the second equation is

$$0.03n + 0.05b + 0.06c = 25,000 \quad (2)$$

The amount invested in Treasury notes must equal the sum of the amounts invested in Treasury bonds and corporate bonds, so the third equation is

$$n = b + c \quad \text{or} \quad n - b - c = 0 \quad (3)$$

We have the following system of equations:

$$\begin{cases} n + b + c = 600,000 & (1) \\ 0.03n + 0.05b + 0.06c = 25,000 & (2) \\ n - b - c = 0 & (3) \end{cases}$$

Begin with the augmented matrix, and use row operations to write the matrix in row echelon form.

$$\left[\begin{array}{ccc|c} 1 & 1 & 1 & 600,000 \\ 0.03 & 0.05 & 0.06 & 25,000 \\ 1 & -1 & -1 & 0 \end{array} \right] \rightarrow \left[\begin{array}{ccc|c} 1 & 1 & 1 & 600,000 \\ 0 & 0.02 & 0.03 & 7000 \\ 0 & -2 & -2 & -600,000 \end{array} \right]$$


$R_2 = -0.03r_1 + r_2$
 $R_3 = -r_1 + r_3$

$$\rightarrow \left[\begin{array}{ccc|c} 1 & 1 & 1 & 600,000 \\ 0 & 1 & 1.5 & 350,000 \\ 0 & -2 & -2 & -600,000 \end{array} \right] \rightarrow \left[\begin{array}{ccc|c} 1 & 1 & 1 & 600,000 \\ 0 & 1 & 1.5 & 350,000 \\ 0 & 0 & 1 & 100,000 \end{array} \right]$$

$R_2 = \frac{1}{0.02}r_2$ $R_3 = 2r_2 + r_3$

The matrix is now in row echelon form. The final matrix represents the system

$$\begin{cases} n + b + c = 600,000 & (1) \\ b + 1.5c = 350,000 & (2) \\ c = 100,000 & (3) \end{cases}$$

 **COMMENT** Most graphing utilities have the capability to put an augmented matrix into row echelon form (ref) and also reduced row echelon form (rref). See Section B.7 for a discussion. ■

From equation (3), we determine that Adam and Michelle should invest \$100,000 in corporate bonds. Back-substitute \$100,000 into equation (2) to find that $b = 200,000$, so Adam and Michelle should invest \$200,000 in Treasury bonds. Back-substitute these values into equation (1) and find that $n = \$300,000$, so \$300,000 should be invested in Treasury notes. J

11.2 Assess Your Understanding

Concepts and Vocabulary

- An m by n rectangular array of numbers is called a(n) _____.
- The matrix used to represent a system of linear equations is called a(n) _____ matrix.
- The notation a_{35} refers to the entry in the _____ row and _____ column of a matrix.
- Multiple Choice** Which matrix is in reduced row echelon form?

(a) $\left[\begin{array}{cc|c} 1 & 2 & 9 \\ 3 & -1 & -1 \end{array} \right]$

(b) $\left[\begin{array}{cc|c} 1 & 0 & 1 \\ 0 & 1 & 4 \end{array} \right]$

(c) $\left[\begin{array}{cc|c} 1 & 2 & 9 \\ 0 & 0 & 28 \end{array} \right]$

(d) $\left[\begin{array}{cc|c} 1 & 2 & 9 \\ 0 & 1 & 4 \end{array} \right]$

- True or False** The matrix $\left[\begin{array}{cc|c} 1 & 3 & -2 \\ 0 & 1 & 5 \\ 0 & 0 & 0 \end{array} \right]$ is in row echelon form.

- Multiple Choice** Which statement describes the system of equations represented by $\left[\begin{array}{ccc|c} 1 & 5 & -2 & 3 \\ 0 & 1 & 3 & -2 \\ 0 & 0 & 0 & 5 \end{array} \right]$?

- The system has one solution.
- The system has infinitely many solutions.
- The system has no solution.
- The number of solutions cannot be determined.

Skill Building

In Problems 7–18, write the augmented matrix of the given system of equations.

$$7. \begin{cases} x - 5y = 5 \\ 4x + 3y = 6 \end{cases}$$

$$8. \begin{cases} 3x + 4y = 7 \\ 4x - 2y = 5 \end{cases}$$

$$9. \begin{cases} 2x + 3y - 6 = 0 \\ 4x - 6y + 2 = 0 \end{cases}$$

$$10. \begin{cases} 9x - y = 0 \\ 3x - y - 4 = 0 \end{cases}$$

$$11. \begin{cases} 0.01x - 0.03y = 0.06 \\ 0.13x + 0.10y = 0.20 \end{cases}$$

$$12. \begin{cases} \frac{4}{3}x - \frac{3}{2}y = \frac{3}{4} \\ -\frac{1}{4}x + \frac{1}{3}y = \frac{2}{3} \end{cases}$$

$$13. \begin{cases} x - y + z = 10 \\ 3x + 3y = 5 \\ x + y + 2z = 2 \end{cases}$$

$$14. \begin{cases} 5x - y - z = 0 \\ x + y = 5 \\ 2x - 3z = 2 \end{cases}$$

$$15. \begin{cases} x + y - z = 2 \\ 3x - 2y = 2 \\ 5x + 3y - z = 1 \end{cases}$$

$$16. \begin{cases} 2x + 3y - 4z = 0 \\ x - 5z + 2 = 0 \\ x + 2y - 3z = -2 \end{cases}$$

$$17. \begin{cases} x - y - z = 10 \\ 2x + y + 2z = -1 \\ -3x + 4y = 5 \\ 4x - 5y + z = 0 \end{cases}$$

$$18. \begin{cases} x - y + 2z - w = 5 \\ x + 3y - 4z + 2w = 2 \\ 3x - y - 5z - w = -1 \end{cases}$$

In Problems 19–26, write the system of equations corresponding to each augmented matrix. Then perform the indicated row operation(s) on the given augmented matrix.

$$19. \left[\begin{array}{cc|c} 1 & -3 & -2 \\ 2 & -5 & 5 \end{array} \right] R_2 = -2r_1 + r_2$$

$$20. \left[\begin{array}{cc|c} 1 & -3 & -3 \\ 2 & -5 & -4 \end{array} \right] R_2 = -2r_1 + r_2$$

$$21. \left[\begin{array}{ccc|c} 1 & -3 & 4 & 3 \\ 3 & -5 & 6 & 6 \\ -5 & 3 & 4 & 6 \end{array} \right] \begin{matrix} R_2 = -3r_1 + r_2 \\ R_3 = 5r_1 + r_3 \end{matrix}$$

$$22. \left[\begin{array}{ccc|c} 1 & -3 & 3 & -5 \\ -4 & -5 & -3 & -5 \\ -3 & -2 & 4 & 6 \end{array} \right] \begin{matrix} R_2 = 4r_1 + r_2 \\ R_3 = 3r_1 + r_3 \end{matrix}$$

$$23. \left[\begin{array}{ccc|c} 1 & -3 & 2 & -6 \\ 2 & -5 & 3 & -4 \\ -3 & -6 & 4 & 6 \end{array} \right] \begin{matrix} R_2 = -2r_1 + r_2 \\ R_3 = 3r_1 + r_3 \end{matrix}$$

$$24. \left[\begin{array}{ccc|c} 1 & -3 & -4 & -6 \\ 6 & -5 & 6 & -6 \\ -1 & 1 & 4 & 6 \end{array} \right] \begin{matrix} R_2 = -6r_1 + r_2 \\ R_3 = r_1 + r_3 \end{matrix}$$

$$25. \left[\begin{array}{ccc|c} 5 & -3 & 1 & -2 \\ 2 & -5 & 6 & -2 \\ -4 & 1 & 4 & 6 \end{array} \right] \begin{matrix} R_1 = -2r_2 + r_1 \\ R_3 = 2r_2 + r_3 \end{matrix}$$

$$26. \left[\begin{array}{ccc|c} 4 & -3 & -1 & 2 \\ 3 & -5 & 2 & 6 \\ -3 & -6 & 4 & 6 \end{array} \right] \begin{matrix} R_1 = -r_2 + r_1 \\ R_3 = r_2 + r_3 \end{matrix}$$

In Problems 27–38, the reduced row echelon form of a system of linear equations is given. Write the system of equations corresponding to the given matrix. Use x , y , or x , y , z ; or x_1 , x_2 , x_3 , x_4 as variables. Determine whether the system is consistent or inconsistent. If it is consistent, give the solution.

$$27. \left[\begin{array}{cc|c} 1 & 0 & 5 \\ 0 & 1 & -1 \end{array} \right]$$

$$28. \left[\begin{array}{cc|c} 1 & 0 & -4 \\ 0 & 1 & 0 \end{array} \right]$$

$$29. \left[\begin{array}{ccc|c} 1 & 0 & 0 & 1 \\ 0 & 1 & 0 & 2 \\ 0 & 0 & 0 & 3 \end{array} \right]$$

$$30. \left[\begin{array}{ccc|c} 1 & 0 & 0 & 0 \\ 0 & 1 & 0 & 0 \\ 0 & 0 & 0 & 2 \end{array} \right]$$

$$31. \left[\begin{array}{ccc|c} 1 & 0 & 2 & -1 \\ 0 & 1 & -4 & -2 \\ 0 & 0 & 0 & 0 \end{array} \right]$$

$$32. \left[\begin{array}{ccc|c} 1 & 0 & 4 & 4 \\ 0 & 1 & 3 & 2 \\ 0 & 0 & 0 & 0 \end{array} \right]$$

$$33. \left[\begin{array}{cccc|c} 1 & 0 & 0 & 0 & 1 \\ 0 & 1 & 0 & 1 & 2 \\ 0 & 0 & 1 & 2 & 3 \end{array} \right]$$

$$34. \left[\begin{array}{cccc|c} 1 & 0 & 0 & 0 & 1 \\ 0 & 1 & 0 & 2 & 2 \\ 0 & 0 & 1 & 3 & 0 \end{array} \right]$$

$$35. \left[\begin{array}{cccc|c} 1 & 0 & 0 & 4 & 2 \\ 0 & 1 & 1 & 3 & 3 \\ 0 & 0 & 0 & 0 & 0 \end{array} \right]$$

$$36. \left[\begin{array}{cccc|c} 1 & 0 & 0 & 0 & 1 \\ 0 & 1 & 0 & 0 & 2 \\ 0 & 0 & 1 & 2 & 3 \end{array} \right]$$

$$37. \left[\begin{array}{cccc|c} 1 & 0 & 0 & 1 & -2 \\ 0 & 1 & 0 & 2 & 2 \\ 0 & 0 & 1 & -1 & 0 \\ 0 & 0 & 0 & 0 & 0 \end{array} \right]$$

$$38. \left[\begin{array}{cccc|c} 1 & 0 & 0 & 0 & 1 \\ 0 & 1 & 0 & 0 & 2 \\ 0 & 0 & 1 & 0 & 3 \\ 0 & 0 & 0 & 1 & 0 \end{array} \right]$$

In Problems 39–74, solve each system of equations using matrices (row operations). If the system has no solution, say that it is inconsistent.

$$39. \begin{cases} x + y = 8 \\ x - y = 4 \end{cases}$$

$$40. \begin{cases} x + 2y = 5 \\ x + y = 3 \end{cases}$$

$$41. \begin{cases} 3x - 6y = -4 \\ 5x + 4y = 5 \end{cases}$$

$$42. \begin{cases} 3x + 3y = 3 \\ 4x + 2y = \frac{8}{3} \end{cases}$$

$$43. \begin{cases} x + 2y = 4 \\ 2x + 4y = 8 \end{cases}$$

$$44. \begin{cases} 3x - y = 7 \\ 9x - 3y = 21 \end{cases}$$

45.
$$\begin{cases} 2x + 3y = 6 \\ x - y = \frac{1}{2} \end{cases}$$

46.
$$\begin{cases} \frac{1}{2}x + y = -2 \\ x - 2y = 8 \end{cases}$$

47.
$$\begin{cases} 3x - 5y = 3 \\ 15x + 5y = 21 \end{cases}$$

48.
$$\begin{cases} 2x - y = -1 \\ x + \frac{1}{2}y = \frac{3}{2} \end{cases}$$

49.
$$\begin{cases} x - y = 6 \\ 2x - 3z = 16 \\ 2y + z = 4 \end{cases}$$

50.
$$\begin{cases} 2x + y = -4 \\ -2y + 4z = 0 \\ 3x - 2z = -11 \end{cases}$$

51.
$$\begin{cases} x - 4y + 2z = -9 \\ 3x + y + z = 4 \\ -2x + 3y - 3z = 7 \end{cases}$$

52.
$$\begin{cases} 2x + y - 3z = 0 \\ -2x + 2y + z = -7 \\ 3x - 4y - 3z = 7 \end{cases}$$

53.
$$\begin{cases} 2x - 2y - 2z = 2 \\ 2x + 3y + z = 2 \\ 3x + 2y = 0 \end{cases}$$

54.
$$\begin{cases} 2x - 3y - z = 0 \\ -x + 2y + z = 5 \\ 3x - 4y - z = 1 \end{cases}$$

55.
$$\begin{cases} -x + y + z = -1 \\ -x + 2y - 3z = -4 \\ 3x - 2y - 7z = 0 \end{cases}$$

56.
$$\begin{cases} 2x - 3y - z = 0 \\ 3x + 2y + 2z = 2 \\ x + 5y + 3z = 2 \end{cases}$$

57.
$$\begin{cases} 2x - 2y + 3z = 6 \\ 4x - 3y + 2z = 0 \\ -2x + 3y - 7z = 1 \end{cases}$$

58.
$$\begin{cases} 3x - 2y + 2z = 6 \\ 7x - 3y + 2z = -1 \\ 2x - 3y + 4z = 0 \end{cases}$$

59.
$$\begin{cases} x + y - z = 6 \\ 3x - 2y + z = -5 \\ x + 3y - 2z = 14 \end{cases}$$

60.
$$\begin{cases} x - y + z = -4 \\ 2x - 3y + 4z = -15 \\ 5x + y - 2z = 12 \end{cases}$$

61.
$$\begin{cases} x + 2y - z = -3 \\ 2x - 4y + z = -7 \\ -2x + 2y - 3z = 4 \end{cases}$$

62.
$$\begin{cases} x + 4y - 3z = -8 \\ 3x - y + 3z = 12 \\ x + y + 6z = 1 \end{cases}$$

63.
$$\begin{cases} 3x + y - z = \frac{2}{3} \\ 2x - y + z = 1 \\ 4x + 2y = \frac{8}{3} \end{cases}$$

64.
$$\begin{cases} x + y = 1 \\ 2x - y + z = 1 \\ x + 2y + z = \frac{8}{3} \end{cases}$$

65.
$$\begin{cases} x + y + z + w = 4 \\ 2x - y + z = 0 \\ 3x + 2y + z - w = 6 \\ x - 2y - 2z + 2w = -1 \end{cases}$$

66.
$$\begin{cases} x + y + z + w = 4 \\ -x + 2y + z = 0 \\ 2x + 3y + z - w = 6 \\ -2x + y - 2z + 2w = -1 \end{cases}$$

67.
$$\begin{cases} x + 2y + z = 1 \\ 2x - y + 2z = 2 \\ 3x + y + 3z = 3 \end{cases}$$

68.
$$\begin{cases} x + 2y - z = 3 \\ 2x - y + 2z = 6 \\ x - 3y + 3z = 4 \end{cases}$$

69.
$$\begin{cases} x - y + z = 5 \\ 3x + 2y - 2z = 0 \end{cases}$$

70.
$$\begin{cases} 2x + y - z = 4 \\ -x + y + 3z = 1 \end{cases}$$

71.
$$\begin{cases} 2x + 3y - z = 3 \\ x - y - z = 0 \\ -x + y + z = 0 \\ x + y + 3z = 5 \end{cases}$$

72.
$$\begin{cases} x - 3y + z = 1 \\ 2x - y - 4z = 0 \\ x - 3y + 2z = 1 \\ x - 2y = 5 \end{cases}$$

73.
$$\begin{cases} 4x + y + z - w = 4 \\ x - y + 2z + 3w = 3 \end{cases}$$

74.
$$\begin{cases} -4x + y = 5 \\ 2x - y + z - w = 5 \\ z + w = 4 \end{cases}$$


Applications and Extensions

75. Curve Fitting Find the function $y = ax^2 + bx + c$ whose graph contains the points $(1, 2)$, $(-2, -7)$, and $(2, -3)$.

76. Curve Fitting Find the function $y = ax^2 + bx + c$ whose graph contains the points $(1, -1)$, $(3, -1)$, and $(-2, 14)$.

77. Curve Fitting Find the function $f(x) = ax^3 + bx^2 + cx + d$ for which $f(-3) = -112$, $f(-1) = -2$, $f(1) = 4$, and $f(2) = 13$.

78. Curve Fitting Find the function $f(x) = ax^3 + bx^2 + cx + d$ for which $f(-2) = -10$, $f(-1) = 3$, $f(1) = 5$, and $f(3) = 15$.

79. Nutrition  A dietitian at Palos Community Hospital wants a patient to have a meal that has 78 grams (g) of protein, 59 g of carbohydrates, and 75 milligrams (mg) of vitamin A. The hospital food service tells the dietitian that the dinner for today is salmon steak, baked eggs, and acorn squash. Each serving of salmon steak has 30 g of protein, 20 g of

carbohydrates, and 2 mg of vitamin A. Each serving of baked eggs contains 15 g of protein, 2 g of carbohydrates, and 20 mg of vitamin A. Each serving of acorn squash contains 3 g of protein, 25 g of carbohydrates, and 32 mg of vitamin A. How many servings of each food should the dietitian provide for the patient?

80. Nutrition A dietitian at General Hospital wants a patient to have a meal that has 47 grams (g) of protein, 58 g of carbohydrates, and 630 milligrams (mg) of calcium. The hospital food service tells the dietitian that the dinner for today is pork chops, corn on the cob, and 2% milk. Each serving of pork chops has 23 g of protein, 0 g of carbohydrates, and 10 mg of calcium. Each serving of corn on the cob contains 3 g of protein, 16 g of carbohydrates, and 10 mg of calcium. Each glass of 2% milk contains 9 g of protein, 13 g of carbohydrates, and 300 mg of calcium. How many servings of each food should the dietitian provide for the patient?

81. Financial Planning Carletta has \$10,000 to invest. As her financial consultant, you recommend that she invest in Treasury bills that yield 6%, Treasury bonds that yield 7%, and corporate bonds that yield 8%. Carletta wants to have an annual income of \$680, and the amount invested in corporate bonds must be half that invested in Treasury bills. Find the amount in each investment.

82. Landscaping A landscape company is hired to plant trees in three new subdivisions. The company charges the developer for each tree planted, an hourly rate to plant the trees, and a fixed delivery charge. In one subdivision it took 166 labor hours to plant 250 trees for a cost of \$7520. In a second subdivision it took 124 labor hours to plant 200 trees for a cost of \$5945. In the final subdivision it took 200 labor hours to plant 300 trees for a cost of \$8985. Determine the cost for each tree, the hourly labor charge, and the fixed delivery charge.

Source: www.bx.org

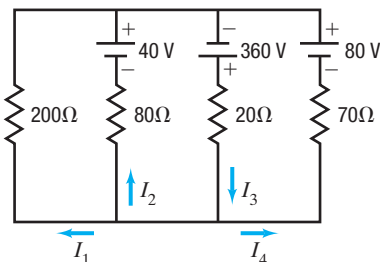
83. Production To manufacture an automobile requires painting, drying, and polishing. Epsilon Motor Company produces three types of cars: the Delta, the Beta, and the Sigma. Each Delta requires 10 hours (h) for painting, 3 h for drying, and 2 h for polishing. A Beta requires 16 h for painting, 5 h for drying, and 3 h for polishing, and a Sigma requires 8 h for painting, 2 h for drying, and 1 h for polishing. If the company has 240 h for painting, 69 h for drying, and 41 h for polishing per month, how many of each type of car are produced?

84. Production A Florida juice company completes the preparation of its products by sterilizing, filling, and labeling bottles. Each case of orange juice requires 9 minutes (min) for sterilizing, 6 min for filling, and 1 min for labeling. Each case of grapefruit juice requires 10 min for sterilizing, 4 min for filling, and 2 min for labeling. Each case of tomato juice requires 12 min for sterilizing, 4 min for filling, and 1 min for labeling. If the company runs the sterilizing machine for 398 min, the filling machine for 164 min, and the labeling machine for 58 min, how many cases of each type of juice are prepared?

85. Electricity: Kirchhoff's Rules An application of Kirchhoff's Rules to the circuit shown results in the following system of equations:

$$\begin{cases} I_1 + I_2 + I_4 = I_3 \\ -200I_1 - 40 + 80I_2 = 0 \\ 360 - 20I_3 - 80I_2 + 40 = 0 \\ -80 + 70I_4 - 200I_1 = 0 \end{cases}$$

Find the currents I_1 , I_2 , I_3 , and I_4 .

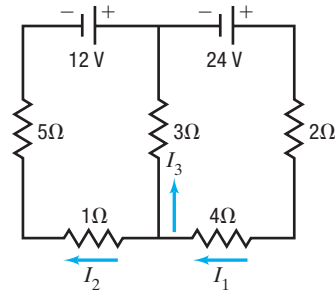


Source: Based on Raymond A. Serway and John W. Jewett, Jr. *Physics for Scientists and Engineers with Modern Physics*, 9th ed. (Boston: Brooks/Cole, Cengage Learning, 2014) Prob. 30, pp. 860–861.

86. Electricity: Kirchhoff's Rules An application of Kirchhoff's Rules to the circuit shown results in the following system of equations:

$$\begin{cases} I_1 = I_3 + I_2 \\ 24 - 6I_1 - 3I_3 = 0 \\ 12 + 24 - 6I_1 - 6I_2 = 0 \end{cases}$$

Find the currents I_1 , I_2 , and I_3 .



Source: *Ibid.*, Prob. 36, p. 861.

87. Financial Planning Three retired couples each require an additional annual income of \$2000 per year. As their financial consultant, you recommend that they invest some money in Treasury bills that yield 7%, some money in corporate bonds that yield 9%, and some money in “junk bonds” that yield 11%. Prepare a table for each couple showing the various ways that their goals can be achieved:

- If the first couple has \$20,000 to invest.
- If the second couple has \$25,000 to invest.
- If the third couple has \$30,000 to invest.
- What advice would you give each couple regarding the amount to invest and the choices available?

[Hint: Higher yields generally carry more risk.]

88. Financial Planning A young couple has \$25,000 to invest. As their financial consultant, you recommend that they invest some money in Treasury bills that yield 7%, some money in corporate bonds that yield 9%, and some money in junk bonds that yield 11%. Prepare a table showing the various ways that this couple can achieve the following goals:

- \$1500 per year in income
- \$2000 per year in income
- \$2500 per year in income
- What advice would you give this couple regarding the income that they require and the choices available?

[Hint: Higher yields generally carry more risk.]

89. Pharmacy A doctor's prescription calls for a daily intake of a supplement containing 40 milligrams (mg) of vitamin C and 30 mg of vitamin D. Your pharmacy stocks three supplements that can be used: one contains 20% vitamin C and 30% vitamin D; a second, 40% vitamin C and 20% vitamin D; and a third, 30% vitamin C and 50% vitamin D. Create a table showing the possible combinations that could be used to fill the prescription.

90. Pharmacy A doctor's prescription calls for the creation of pills that contain 12 units of vitamin B₁₂ and 12 units of vitamin E. Your pharmacy stocks three powders that can be used to make these pills: one contains 20% vitamin B₁₂ and 30% vitamin E; a second, 40% vitamin B₁₂ and 20% vitamin E; and a third, 30% vitamin B₁₂ and 40% vitamin E. Create a table showing the possible combinations of these powders that could be mixed in each pill. [Hint: 10 units of the first powder contains $10 \cdot 0.2 = 2$ units of vitamin B₁₂.]

Explaining Concepts: Discussion and Writing

91. Write a brief paragraph or two outlining your strategy for solving a system of linear equations using matrices.
92. When solving a system of linear equations using matrices, do you prefer to place the augmented matrix in row echelon form or in reduced row echelon form? Give reasons for your choice.
93. Make up a system of three linear equations containing three variables that have:
 (a) No solution
 (b) Exactly one solution
 (c) Infinitely many solutions
 Give the three systems to a friend to solve and critique.

Retain Your Knowledge

Problems 94–103 are based on material learned earlier in the course. The purpose of these problems is to keep the material fresh in your mind so that you are better prepared for the final exam.

94. Solve: $x^2 - 3x < 6 + 2x$
95. Graph: $f(x) = \frac{2x^2 - x - 1}{x^2 + 2x + 1}$
96. State the domain of $f(x) = -e^{x+5} - 6$.
97. Use a calculator to approximate $\cos^{-1}(-0.75)$ in radians, rounded to two decimal places.
98. Simplify: $\left(\frac{18x^4y^5}{27x^3y^9}\right)^3$
99. Find an equation of the hyperbola with vertices (4, 1) and (4, 9) and foci (4, 0) and (4, 10).
100. Write $\left[\sqrt{6}\left(\cos \frac{5\pi}{12} + i \sin \frac{5\pi}{12}\right)\right]^4$ in rectangular form $x + yi$ and in exponential form $re^{i\theta}$.
101. What is the amount that results if \$2700 is invested at 3.6% compounded monthly for 3 years?
102. Find the average rate of change of $f(x) = \sin^{-1}x$ from $x = -1$ to $x = 1$.
103. Find the difference quotient for $f(x) = -\frac{1}{x^2}$. Express the answer as a single fraction.

11.3 Systems of Linear Equations: Determinants

- OBJECTIVES**
- 1 Evaluate 2 by 2 Determinants (p. 748)
 - 2 Use Cramer's Rule to Solve a System of Two Equations Containing Two Variables (p. 749)
 - 3 Evaluate 3 by 3 Determinants (p. 751)
 - 4 Use Cramer's Rule to Solve a System of Three Equations Containing Three Variables (p. 753)
 - 5 Know Properties of Determinants (p. 755)

The previous section described a method of using matrices to solve a system of linear equations. This section describes yet another method for solving systems of linear equations; however, it can be used only when the number of equations equals the number of variables. This method, called *Cramer's Rule*, is based on the concept of a *determinant*. Although the method works for all systems where the number of equations equals the number of variables, it is most often used for systems of two equations containing two variables or three equations containing three variables.

1 Evaluate 2 by 2 Determinants

DEFINITION 2 by 2 Determinant

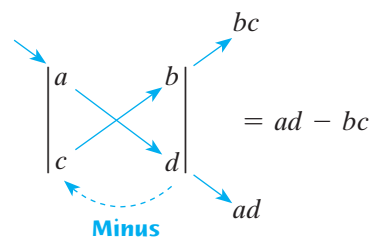
If $a, b, c,$ and d are four real numbers, the symbol

$$D = \begin{vmatrix} a & b \\ c & d \end{vmatrix}$$

is called a **2 by 2 determinant**. Its value is the number $ad - bc$; that is,

$$D = \begin{vmatrix} a & b \\ c & d \end{vmatrix} = ad - bc \quad (1)$$

The following illustration may be helpful for remembering the value of a 2 by 2 determinant:

**EXAMPLE 1****Evaluating a 2 by 2 Determinant**

Evaluate: $\begin{vmatrix} 3 & -2 \\ 6 & 1 \end{vmatrix}$

Solution

$$\begin{vmatrix} 3 & -2 \\ 6 & 1 \end{vmatrix} = 3 \cdot 1 - 6(-2) = 3 - (-12) = 15$$

 **Now Work** PROBLEM 7

2 Use Cramer's Rule to Solve a System of Two Equations Containing Two Variables

Let's see the role that a 2 by 2 determinant plays in the solution of a system of two equations containing two variables. Consider the system

$$\begin{cases} ax + by = s & (1) \\ cx + dy = t & (2) \end{cases} \quad (2)$$

We use the method of elimination to solve this system.

Provided that $d \neq 0$ and $b \neq 0$, this system is equivalent to the system

$$\begin{cases} adx + bdy = sd & (1) \text{ Multiply by } d. \\ bcx + bdy = tb & (2) \text{ Multiply by } b. \end{cases}$$

Subtract the second equation from the first equation and obtain

$$\begin{cases} (ad - bc)x + 0 \cdot y = sd - tb & (1) \\ bcx + bdy = tb & (2) \end{cases}$$

Now the first equation can be rewritten using determinant notation.

$$\begin{vmatrix} a & b \\ c & d \end{vmatrix} x = \begin{vmatrix} s & b \\ t & d \end{vmatrix}$$

If $D = \begin{vmatrix} a & b \\ c & d \end{vmatrix} = ad - bc \neq 0$, solve for x to get

$$x = \frac{\begin{vmatrix} s & b \\ t & d \end{vmatrix}}{\begin{vmatrix} a & b \\ c & d \end{vmatrix}} = \frac{\begin{vmatrix} s & b \\ t & d \end{vmatrix}}{D} \quad (3)$$

Return now to the original system (2). Provided that $a \neq 0$ and $c \neq 0$, the system is equivalent to

$$\begin{cases} acx + bcy = cs & (1) \text{ Multiply by } c. \\ acx + ady = at & (2) \text{ Multiply by } a. \end{cases}$$

Subtract the first equation from the second equation and obtain

$$\begin{cases} acx + bcy = cs & (1) \\ 0 \cdot x + (ad - bc)y = at - cs & (2) \end{cases}$$

The second equation can now be rewritten using determinant notation.

$$\begin{vmatrix} a & b \\ c & d \end{vmatrix} y = \begin{vmatrix} a & s \\ c & t \end{vmatrix}$$

If $D = \begin{vmatrix} a & b \\ c & d \end{vmatrix} = ad - bc \neq 0$, solve for y to get

$$y = \frac{\begin{vmatrix} a & s \\ c & t \end{vmatrix}}{\begin{vmatrix} a & b \\ c & d \end{vmatrix}} = \frac{\begin{vmatrix} a & s \\ c & t \end{vmatrix}}{D} \quad (4)$$

Equations (3) and (4) lead to the following result, called **Cramer's Rule**.

THEOREM Cramer's Rule for Two Equations Containing Two Variables

The solution to the system of equations

$$\begin{cases} ax + by = s & (1) \\ cx + dy = t & (2) \end{cases} \quad (5)$$

is given by

$$x = \frac{\begin{vmatrix} s & b \\ t & d \end{vmatrix}}{\begin{vmatrix} a & b \\ c & d \end{vmatrix}} \quad y = \frac{\begin{vmatrix} a & s \\ c & t \end{vmatrix}}{\begin{vmatrix} a & b \\ c & d \end{vmatrix}} \quad (6)$$

provided that

$$D = \begin{vmatrix} a & b \\ c & d \end{vmatrix} = ad - bc \neq 0$$

In the derivation given for Cramer's Rule, we assumed that none of the numbers a, b, c , and d was 0. In Problem 65 you are asked to complete the proof under the less stringent condition that $D = ad - bc \neq 0$.

Now look carefully at the pattern in Cramer's Rule. The denominator in the solution (6) is the determinant of the coefficients of the variables.

$$\begin{cases} ax + by = s \\ cx + dy = t \end{cases} \quad D = \begin{vmatrix} a & b \\ c & d \end{vmatrix}$$

In the solution for x , the numerator is the determinant, denoted by D_x , formed by replacing the entries in the first column (the coefficients of x) of D by the constants on the right side of the equal sign.

$$D_x = \begin{vmatrix} s & b \\ t & d \end{vmatrix}$$

In the solution for y , the numerator is the determinant, denoted by D_y , formed by replacing the entries in the second column (the coefficients of y) of D by the constants on the right side of the equal sign.

$$D_y = \begin{vmatrix} a & s \\ c & t \end{vmatrix}$$

Cramer's Rule then states that if $D \neq 0$,

$$x = \frac{D_x}{D} \quad y = \frac{D_y}{D} \quad (7)$$

EXAMPLE 2

Solving a System of Linear Equations Using Determinants

Use Cramer's Rule, if applicable, to solve the system

$$\begin{cases} 3x - 2y = 4 & (1) \\ 6x + y = 13 & (2) \end{cases}$$

Solution

The determinant D of the coefficients of the variables is

$$D = \begin{vmatrix} 3 & -2 \\ 6 & 1 \end{vmatrix} = 3 \cdot 1 - 6(-2) = 15$$

Because $D \neq 0$, Cramer's Rule (7) can be used.

$$\begin{aligned} x &= \frac{D_x}{D} = \frac{\begin{vmatrix} 4 & -2 \\ 13 & 1 \end{vmatrix}}{15} & y &= \frac{D_y}{D} = \frac{\begin{vmatrix} 3 & 4 \\ 6 & 13 \end{vmatrix}}{15} \\ &= \frac{4 \cdot 1 - 13 \cdot (-2)}{15} & &= \frac{3 \cdot 13 - 6 \cdot 4}{15} \\ &= \frac{30}{15} & &= \frac{15}{15} \\ &= 2 & &= 1 \end{aligned}$$

The solution is $x = 2, y = 1$, or, using an ordered pair, $(2, 1)$. J

If the determinant D of the coefficients of the variables equals 0 (so that Cramer's Rule cannot be used), then the system either is consistent with dependent equations or is inconsistent. To determine whether the system has no solution or infinitely many solutions, solve the system using the methods of Section 11.1 or Section 11.2.

Now Work PROBLEM 15

3 Evaluate 3 by 3 Determinants

To use Cramer's Rule to solve a system of three equations containing three variables, we need to define a 3 by 3 determinant.

A **3 by 3 determinant** is symbolized by

$$\begin{vmatrix} a_{11} & a_{12} & a_{13} \\ a_{21} & a_{22} & a_{23} \\ a_{31} & a_{32} & a_{33} \end{vmatrix} \quad (8)$$

in which $a_{11}, a_{12}, \dots, a_{33}$ are real numbers.

As with matrices, we use a double subscript to identify an entry by indicating its row and column numbers. For example, the entry a_{23} is in row 2, column 3.

The value of a 3 by 3 determinant may be defined in terms of 2 by 2 determinants by the following formula:

$$\begin{vmatrix} a_{11} & a_{12} & a_{13} \\ a_{21} & a_{22} & a_{23} \\ a_{31} & a_{32} & a_{33} \end{vmatrix} = a_{11} \begin{vmatrix} a_{22} & a_{23} \\ a_{32} & a_{33} \end{vmatrix} - a_{12} \begin{vmatrix} a_{21} & a_{23} \\ a_{31} & a_{33} \end{vmatrix} + a_{13} \begin{vmatrix} a_{21} & a_{22} \\ a_{31} & a_{32} \end{vmatrix} \quad (9)$$

Minus
Plus

↓
↓

↑
↑
↑

2 by 2
2 by 2
2 by 2

determinant
determinant
determinant

left after
left after
left after

removing the
removing the
removing the

row and column
row and column
row and column

containing a_{11}
containing a_{12}
containing a_{13}

The 2 by 2 determinants in formula (9) are called **minors** of the 3 by 3 determinant. For an n by n determinant, the **minor** M_{ij} of entry a_{ij} is the $(n - 1)$ by $(n - 1)$ determinant that results from removing the i th row and the j th column.

EXAMPLE 3

Finding Minors of a 3 by 3 Determinant

For the determinant $A = \begin{vmatrix} 2 & -1 & 3 \\ -2 & 5 & 1 \\ 0 & 6 & -9 \end{vmatrix}$, find: (a) M_{12} (b) M_{23}

Solution

(a) M_{12} is the determinant that results from removing the first row and the second column from A .

$$A = \begin{vmatrix} 2 & -1 & 3 \\ -2 & 5 & 1 \\ 0 & 6 & -9 \end{vmatrix} \quad M_{12} = \begin{vmatrix} -2 & 1 \\ 0 & -9 \end{vmatrix} = (-2)(-9) - 0 \cdot 1 = 18$$

(b) M_{23} is the determinant that results from removing the second row and the third column from A .

$$A = \begin{vmatrix} 2 & -1 & 3 \\ -2 & 5 & 1 \\ 0 & 6 & -9 \end{vmatrix} \quad M_{23} = \begin{vmatrix} 2 & -1 \\ 0 & 6 \end{vmatrix} = 2 \cdot 6 - 0(-1) = 12$$

Referring to formula (9), note that each element a_{ij} in the first row of the determinant is multiplied by its minor, but sometimes this term is added and other times subtracted. To determine whether to add or subtract a term, we must consider the *cofactor*.

DEFINITION Cofactor

For an n by n determinant A , the **cofactor** of entry a_{ij} , denoted by A_{ij} , is given by

$$A_{ij} = (-1)^{i+j} M_{ij}$$

where M_{ij} is the minor of entry a_{ij} .

The exponent of $(-1)^{i+j}$ is the sum of the row and column of the entry a_{ij} , so if $i + j$ is even, $(-1)^{i+j} = 1$, and if $i + j$ is odd, $(-1)^{i+j} = -1$.

To find the value of a determinant, multiply each entry in any row or column by its cofactor and sum the results. This process is referred to as **expanding across a row or column**. For example, the value of the 3 by 3 determinant in formula (9) was found by expanding across row 1.

Expanding down column 2 gives

$$\begin{vmatrix} a_{11} & a_{12} & a_{13} \\ a_{21} & a_{22} & a_{23} \\ a_{31} & a_{32} & a_{33} \end{vmatrix} = (-1)^{1+2} a_{12} \begin{vmatrix} a_{21} & a_{23} \\ a_{31} & a_{33} \end{vmatrix} + (-1)^{2+2} a_{22} \begin{vmatrix} a_{11} & a_{13} \\ a_{31} & a_{33} \end{vmatrix} + (-1)^{3+2} a_{32} \begin{vmatrix} a_{11} & a_{13} \\ a_{21} & a_{23} \end{vmatrix}$$

↑
Expand down column 2.

$$= -1 \cdot a_{12} \begin{vmatrix} a_{21} & a_{23} \\ a_{31} & a_{33} \end{vmatrix} + 1 \cdot a_{22} \begin{vmatrix} a_{11} & a_{13} \\ a_{31} & a_{33} \end{vmatrix} + (-1) \cdot a_{32} \begin{vmatrix} a_{11} & a_{13} \\ a_{21} & a_{23} \end{vmatrix}$$

Expanding across row 3 gives

$$\begin{vmatrix} a_{11} & a_{12} & a_{13} \\ a_{21} & a_{22} & a_{23} \\ a_{31} & a_{32} & a_{33} \end{vmatrix} = (-1)^{3+1} a_{31} \begin{vmatrix} a_{12} & a_{13} \\ a_{22} & a_{23} \end{vmatrix} + (-1)^{3+2} a_{32} \begin{vmatrix} a_{11} & a_{13} \\ a_{21} & a_{23} \end{vmatrix} + (-1)^{3+3} a_{33} \begin{vmatrix} a_{11} & a_{12} \\ a_{21} & a_{22} \end{vmatrix}$$

↑
Expand across row 3.

$$= 1 \cdot a_{31} \begin{vmatrix} a_{12} & a_{13} \\ a_{22} & a_{23} \end{vmatrix} + (-1) \cdot a_{32} \begin{vmatrix} a_{11} & a_{13} \\ a_{21} & a_{23} \end{vmatrix} + 1 \cdot a_{33} \begin{vmatrix} a_{11} & a_{12} \\ a_{21} & a_{22} \end{vmatrix}$$

Observe that the signs, $(-1)^{i+j}$, associated with the cofactors alternate between positive and negative. For example, for a 3 by 3 determinant, the signs follow the pattern

$$\begin{bmatrix} 1 & -1 & 1 \\ -1 & 1 & -1 \\ 1 & -1 & 1 \end{bmatrix} \quad (10)$$

It can be shown that the value of a determinant does not depend on the choice of the row or column used in the expansion. So, expanding across a row or column that has an entry equal to 0 reduces the amount of work needed to compute the value of the determinant.

EXAMPLE 4

Evaluating a 3 by 3 Determinant

Find the value of the 3 by 3 determinant: $\begin{vmatrix} 3 & 0 & -4 \\ 4 & 6 & 2 \\ 8 & -2 & 3 \end{vmatrix}$

Solution

Because 0 is in row 1, column 2, it is easiest to expand across row 1 or down column 2. We choose to expand across row 1. For the signs of the cofactors, we use “1, -1, 1” from row 1 of the 3 by 3 determinant in (10).

$$\begin{aligned} \begin{vmatrix} 3 & 0 & -4 \\ 4 & 6 & 2 \\ 8 & -2 & 3 \end{vmatrix} &= 1 \cdot 3 \cdot \begin{vmatrix} 6 & 2 \\ -2 & 3 \end{vmatrix} + (-1) \cdot 0 \cdot \begin{vmatrix} 4 & 2 \\ 8 & 3 \end{vmatrix} + 1 \cdot (-4) \cdot \begin{vmatrix} 4 & 6 \\ 8 & -2 \end{vmatrix} \\ &= 3[18 - (-4)] + 0 + (-4)(-8 - 48) \\ &= 3 \cdot 22 + (-4)(-56) \\ &= 66 + 224 = 290 \end{aligned}$$

 **Now Work** PROBLEM 11

4 Use Cramer's Rule to Solve a System of Three Equations Containing Three Variables

Consider the following system of three equations containing three variables.

$$\begin{cases} a_{11}x + a_{12}y + a_{13}z = c_1 \\ a_{21}x + a_{22}y + a_{23}z = c_2 \\ a_{31}x + a_{32}y + a_{33}z = c_3 \end{cases} \quad (11)$$

It can be shown that if the determinant D of the coefficients of the variables is not 0, that is, if

$$D = \begin{vmatrix} a_{11} & a_{12} & a_{13} \\ a_{21} & a_{22} & a_{23} \\ a_{31} & a_{32} & a_{33} \end{vmatrix} \neq 0$$

the system in (11) has a unique solution.

THEOREM Cramer's Rule for Three Equations Containing Three Variables

If $D \neq 0$, the solution of the system in (11) is

$$x = \frac{D_x}{D} \quad y = \frac{D_y}{D} \quad z = \frac{D_z}{D}$$

where

$$D_x = \begin{vmatrix} c_1 & a_{12} & a_{13} \\ c_2 & a_{22} & a_{23} \\ c_3 & a_{32} & a_{33} \end{vmatrix} \quad D_y = \begin{vmatrix} a_{11} & c_1 & a_{13} \\ a_{21} & c_2 & a_{23} \\ a_{31} & c_3 & a_{33} \end{vmatrix} \quad D_z = \begin{vmatrix} a_{11} & a_{12} & c_1 \\ a_{21} & a_{22} & c_2 \\ a_{31} & a_{32} & c_3 \end{vmatrix}$$

Notice the similarity between this pattern and the pattern observed earlier for a system of two equations containing two variables.

EXAMPLE 5

Using Cramer's Rule

Use Cramer's Rule, if applicable, to solve the following system:

$$\begin{cases} 2x + y - z = 3 & (1) \\ -x + 2y + 4z = -3 & (2) \\ x - 2y - 3z = 4 & (3) \end{cases}$$

Solution

The value of the determinant D of the coefficients of the variables is

$$\begin{aligned} D &= \begin{vmatrix} 2 & 1 & -1 \\ -1 & 2 & 4 \\ 1 & -2 & -3 \end{vmatrix} = (-1)^{1+1} \cdot 2 \cdot \begin{vmatrix} 2 & 4 \\ -2 & -3 \end{vmatrix} + (-1)^{1+2} \cdot 1 \cdot \begin{vmatrix} -1 & 4 \\ 1 & -3 \end{vmatrix} + (-1)^{1+3} \cdot (-1) \cdot \begin{vmatrix} -1 & 2 \\ 1 & -2 \end{vmatrix} \\ &= 2 \cdot 2 - 1(-1) + (-1) \cdot 0 = 4 + 1 = 5 \end{aligned}$$

Because $D \neq 0$, proceed to find the values of D_x , D_y , and D_z . To find D_x , replace the coefficients of x in D with the constants and then evaluate the determinant.

$$\begin{aligned} D_x &= \begin{vmatrix} 3 & 1 & -1 \\ -3 & 2 & 4 \\ 4 & -2 & -3 \end{vmatrix} = (-1)^{1+1} \cdot 3 \cdot \begin{vmatrix} 2 & 4 \\ -2 & -3 \end{vmatrix} + (-1)^{1+2} \cdot 1 \cdot \begin{vmatrix} -3 & 4 \\ 4 & -3 \end{vmatrix} + (-1)^{1+3} \cdot (-1) \cdot \begin{vmatrix} -3 & 2 \\ 4 & -2 \end{vmatrix} \\ &= 3 \cdot 2 - 1(-7) + (-1)(-2) = 15 \end{aligned}$$

$$\begin{aligned} D_y &= \begin{vmatrix} 2 & 3 & -1 \\ -1 & -3 & 4 \\ 1 & 4 & -3 \end{vmatrix} = (-1)^{1+1} \cdot 2 \cdot \begin{vmatrix} -3 & 4 \\ 4 & -3 \end{vmatrix} + (-1)^{1+2} \cdot 3 \cdot \begin{vmatrix} -1 & 4 \\ 1 & -3 \end{vmatrix} + (-1)^{1+3} \cdot (-1) \cdot \begin{vmatrix} -1 & -3 \\ 1 & 4 \end{vmatrix} \\ &= 2(-7) - 3(-1) + (-1)(-1) = -10 \end{aligned}$$

$$\begin{aligned} D_z &= \begin{vmatrix} 2 & 1 & 3 \\ -1 & 2 & -3 \\ 1 & -2 & 4 \end{vmatrix} = (-1)^{1+1} \cdot 2 \cdot \begin{vmatrix} 2 & -3 \\ -2 & 4 \end{vmatrix} + (-1)^{1+2} \cdot 1 \cdot \begin{vmatrix} -1 & -3 \\ 1 & 4 \end{vmatrix} + (-1)^{1+3} \cdot 3 \cdot \begin{vmatrix} -1 & 2 \\ 1 & -2 \end{vmatrix} \\ &= 2 \cdot 2 - 1(-1) + 3 \cdot 0 = 5 \end{aligned}$$

As a result,

$$x = \frac{D_x}{D} = \frac{15}{5} = 3 \quad y = \frac{D_y}{D} = \frac{-10}{5} = -2 \quad z = \frac{D_z}{D} = \frac{5}{5} = 1$$

The solution is $x = 3, y = -2, z = 1$ or, using an ordered triplet, $(3, -2, 1)$. \square

Cramer's Rule cannot be used when the determinant of the coefficients of the variables, D , is 0. But can anything be learned about the system other than it is not a consistent and independent system if $D = 0$? The answer is yes!

Cramer's Rule with Inconsistent or Dependent Systems

- If $D = 0$ and at least one of the determinants D_x, D_y , or D_z is different from 0, then the system is inconsistent and the solution set is \emptyset , or $\{\}$.
- If $D = 0$ and all the determinants D_x, D_y , and D_z equal 0, then the system is consistent and dependent, so there are infinitely many solutions. The system must be solved using row reduction techniques.

Now Work PROBLEM 33

5 Know Properties of Determinants

Determinants have several properties that are sometimes helpful for obtaining their value. We list some of them here.

THEOREM

The value of a determinant changes sign if any two rows (or any two columns) are interchanged. **(12)**

Proof for 2 by 2 Determinants

$$\begin{vmatrix} a & b \\ c & d \end{vmatrix} = ad - bc \quad \text{and} \quad \begin{vmatrix} c & d \\ a & b \end{vmatrix} = bc - ad = -(ad - bc) \quad \blacksquare$$

EXAMPLE 6

Demonstrating Theorem (12)

$$\begin{vmatrix} 3 & 4 \\ 1 & 2 \end{vmatrix} = 6 - 4 = 2 \quad \begin{vmatrix} 1 & 2 \\ 3 & 4 \end{vmatrix} = 4 - 6 = -2$$

THEOREM

If all the entries in any row (or any column) equal 0, the value of the determinant is 0. **(13)**

Proof Expand across the row (or down the column) containing the 0's. \blacksquare

THEOREM

If any two rows (or any two columns) of a determinant have corresponding entries that are equal, the value of the determinant is 0. **(14)**

In Problem 68, you are asked to prove the theorem for a 3 by 3 determinant in which the entries in column 1 equal the entries in column 3.

EXAMPLE 7

Demonstrating Theorem (14)

$$\begin{vmatrix} 1 & 2 & 3 \\ 1 & 2 & 3 \\ 4 & 5 & 6 \end{vmatrix} = (-1)^{1+1} \cdot 1 \cdot \begin{vmatrix} 2 & 3 \\ 5 & 6 \end{vmatrix} + (-1)^{1+2} \cdot 2 \cdot \begin{vmatrix} 1 & 3 \\ 4 & 6 \end{vmatrix} + (-1)^{1+3} \cdot 3 \cdot \begin{vmatrix} 1 & 2 \\ 4 & 5 \end{vmatrix} \\ = 1(-3) - 2(-6) + 3(-3) = -3 + 12 - 9 = 0$$

THEOREM

If any row (or any column) of a determinant is multiplied by a nonzero number k , the value of the determinant is also changed by a factor of k . (15)

In Problem 67, you are asked to prove the theorem for a 3 by 3 determinant using row 2.

EXAMPLE 8

Demonstrating Theorem (15)

$$\begin{vmatrix} 1 & 2 \\ 4 & 6 \end{vmatrix} = 6 - 8 = -2 \\ \begin{vmatrix} k & 2k \\ 4 & 6 \end{vmatrix} = 6k - 8k = -2k = k(-2) = k \begin{vmatrix} 1 & 2 \\ 4 & 6 \end{vmatrix}$$

THEOREM

If the entries of any row (or any column) of a determinant are multiplied by a nonzero number k and the result is added to the corresponding entries of another row (or column), the value of the determinant remains unchanged. (16)

In Problem 69, you are asked to prove the theorem for a 3 by 3 determinant using rows 1 and 2.

EXAMPLE 9

Demonstrating Theorem (16)

$$\begin{vmatrix} 3 & 4 \\ 5 & 2 \end{vmatrix} = -14 \quad \begin{vmatrix} 3 & 4 \\ 5 & 2 \end{vmatrix} \rightarrow \begin{vmatrix} -7 & 0 \\ 5 & 2 \end{vmatrix} = -14$$

Multiply row 2 by -2 and add to row 1.

 Now Work PROBLEM 45

11.3 Assess Your Understanding

Concepts and Vocabulary

1. $D = \begin{vmatrix} a & b \\ c & d \end{vmatrix} = \underline{\hspace{2cm}}$.

2. Using Cramer's Rule, the value of x that satisfies the system of

$$\text{equations } \begin{cases} 2x + 3y = 5 \\ x - 4y = -3 \end{cases} \text{ is } x = \frac{\begin{vmatrix} 5 & 3 \\ -3 & -4 \end{vmatrix}}{\begin{vmatrix} 2 & 3 \\ 1 & -4 \end{vmatrix}}.$$

3. **True or False** A determinant can never equal 0.

4. **True or False** When using Cramer's Rule, if $D = 0$, then the system of linear equations is inconsistent.

5. **True or False** If any row (or any column) of a determinant is multiplied by a nonzero number k , the value of the determinant remains unchanged.

6. **Multiple Choice** If any two rows of a determinant are interchanged, its value:

- (a) changes sign (b) becomes zero (c) remains the same (d) no longer relates to the original value

Skill Building

In Problems 7–14, find the value of each determinant.

$$7. \begin{vmatrix} 6 & 4 \\ -1 & 3 \end{vmatrix}$$

$$8. \begin{vmatrix} 8 & -3 \\ 4 & 2 \end{vmatrix}$$

$$9. \begin{vmatrix} -3 & -1 \\ 4 & 2 \end{vmatrix}$$

$$10. \begin{vmatrix} -4 & 2 \\ -5 & 3 \end{vmatrix}$$

$$11. \begin{vmatrix} 3 & 4 & 2 \\ 1 & -1 & 5 \\ 1 & 2 & -2 \end{vmatrix}$$

$$12. \begin{vmatrix} 1 & 3 & -2 \\ 6 & 1 & -5 \\ 8 & 2 & 3 \end{vmatrix}$$

$$13. \begin{vmatrix} 4 & -1 & 2 \\ 6 & -1 & 0 \\ 1 & -3 & 4 \end{vmatrix}$$

$$14. \begin{vmatrix} 3 & -9 & 4 \\ 1 & 4 & 0 \\ 8 & -3 & 1 \end{vmatrix}$$

In Problems 15–42, solve each system of equations using Cramer's Rule if it is applicable. If Cramer's Rule is not applicable, write, "Not applicable."

$$15. \begin{cases} x + y = 8 \\ x - y = 4 \end{cases}$$

$$16. \begin{cases} x + 2y = 5 \\ x - y = 3 \end{cases}$$

$$17. \begin{cases} 5x - y = 13 \\ 2x + 3y = 12 \end{cases}$$

$$18. \begin{cases} x + 3y = 5 \\ 2x - 3y = -8 \end{cases}$$

$$19. \begin{cases} 3x = 24 \\ x + 2y = 0 \end{cases}$$

$$20. \begin{cases} 4x + 5y = -3 \\ -2y = -4 \end{cases}$$

$$21. \begin{cases} 4x - 6y = -42 \\ 7x + 4y = -1 \end{cases}$$

$$22. \begin{cases} 2x + 4y = 16 \\ 3x - 5y = -9 \end{cases}$$

$$23. \begin{cases} 3x - 2y = 4 \\ 6x - 4y = 0 \end{cases}$$

$$24. \begin{cases} -x + 2y = 5 \\ 4x - 8y = 6 \end{cases}$$

$$25. \begin{cases} 2x - 4y = -2 \\ 3x + 2y = 3 \end{cases}$$

$$26. \begin{cases} 3x + 3y = 3 \\ 4x + 2y = \frac{8}{3} \end{cases}$$

$$27. \begin{cases} 2x - 3y = -1 \\ 10x + 10y = 5 \end{cases}$$

$$28. \begin{cases} 3x - 2y = 0 \\ 5x + 10y = 4 \end{cases}$$

$$29. \begin{cases} 2x + 3y = 6 \\ x - y = \frac{1}{2} \end{cases}$$

$$30. \begin{cases} \frac{1}{2}x + y = -2 \\ x - 2y = 8 \end{cases}$$

$$31. \begin{cases} 3x - 5y = 3 \\ 15x + 5y = 21 \end{cases}$$

$$32. \begin{cases} 2x - y = -1 \\ x + \frac{1}{2}y = \frac{3}{2} \end{cases}$$

$$33. \begin{cases} x + y - z = 6 \\ 3x - 2y + z = -5 \\ x + 3y - 2z = 14 \end{cases}$$

$$34. \begin{cases} x - y + z = -4 \\ 2x - 3y + 4z = -15 \\ 5x + y - 2z = 12 \end{cases}$$

$$35. \begin{cases} x + 3y - z = -2 \\ 2x - 6y + z = -5 \\ -3x + 3y - 2z = 5 \end{cases}$$

$$36. \begin{cases} x + 4y - 3z = -8 \\ 3x - y + 3z = 12 \\ x + y + 6z = 1 \end{cases}$$

$$37. \begin{cases} x - 2y + 3z = 1 \\ 3x + y - 2z = 0 \\ 2x - 4y + 6z = 2 \end{cases}$$

$$38. \begin{cases} x - y + 2z = 5 \\ 3x + 2y = 4 \\ -2x + 2y - 4z = -10 \end{cases}$$

$$39. \begin{cases} x + 2y - z = 0 \\ 2x - 4y + z = 0 \\ -2x + 2y - 3z = 0 \end{cases}$$

$$40. \begin{cases} x + 4y - 3z = 0 \\ 3x - y + 3z = 0 \\ x + y + 6z = 0 \end{cases}$$

$$41. \begin{cases} x - 2y + 3z = 0 \\ 3x + y - 2z = 0 \\ 2x - 4y + 6z = 0 \end{cases}$$

$$42. \begin{cases} x - y + 2z = 0 \\ 3x + 2y = 0 \\ -2x + 2y - 4z = 0 \end{cases}$$

In Problems 43–50, use properties of determinants to find the value of each determinant if it is known that

$$\begin{vmatrix} x & y & z \\ u & v & w \\ 1 & 2 & 3 \end{vmatrix} = 4$$

$$43. \begin{vmatrix} 1 & 2 & 3 \\ u & v & w \\ x & y & z \end{vmatrix}$$

$$44. \begin{vmatrix} x & y & z \\ u & v & w \\ 2 & 4 & 6 \end{vmatrix}$$

$$45. \begin{vmatrix} x & y & z \\ -3 & -6 & -9 \\ u & v & w \end{vmatrix}$$

$$46. \begin{vmatrix} 1 & 2 & 3 \\ x - u & y - v & z - w \\ u & v & w \end{vmatrix}$$

$$47. \begin{vmatrix} 1 & 2 & 3 \\ x - 3 & y - 6 & z - 9 \\ 2u & 2v & 2w \end{vmatrix}$$

$$48. \begin{vmatrix} x & y & z - x \\ u & v & w - u \\ 1 & 2 & 2 \end{vmatrix}$$

$$49. \begin{vmatrix} 1 & 2 & 3 \\ 2x & 2y & 2z \\ u - 1 & v - 2 & w - 3 \end{vmatrix}$$

$$50. \begin{vmatrix} x + 3 & y + 6 & z + 9 \\ 3u - 1 & 3v - 2 & 3w - 3 \\ 1 & 2 & 3 \end{vmatrix}$$

Applications and Extensions

In Problems 51–56, solve for x .

$$51. \begin{vmatrix} x & x \\ 4 & 3 \end{vmatrix} = 5$$

$$52. \begin{vmatrix} x & 1 \\ 3 & x \end{vmatrix} = -2$$

$$53. \begin{vmatrix} x & 1 & 1 \\ 4 & 3 & 2 \\ -1 & 2 & 5 \end{vmatrix} = 2$$

$$54. \begin{vmatrix} 3 & 2 & 4 \\ 1 & x & 5 \\ 0 & 1 & -2 \end{vmatrix} = 0$$

$$55. \begin{vmatrix} x & 2 & 3 \\ 1 & x & 0 \\ 6 & 1 & -2 \end{vmatrix} = 7$$

$$56. \begin{vmatrix} x & 1 & 2 \\ 1 & x & 3 \\ 0 & 1 & 2 \end{vmatrix} = -4x$$

57. Geometry: Equation of a Line An equation of the line containing the two points (x_1, y_1) and (x_2, y_2) may be expressed as the determinant

$$\begin{vmatrix} x & y & 1 \\ x_1 & y_1 & 1 \\ x_2 & y_2 & 1 \end{vmatrix} = 0$$

Prove this result by expanding the determinant and comparing the result to the two-point form of the equation of a line.

58. Geometry: Collinear Points Using the result obtained in Problem 57, show that three distinct points (x_1, y_1) , (x_2, y_2) , and (x_3, y_3) are collinear (lie on the same line) if and only if

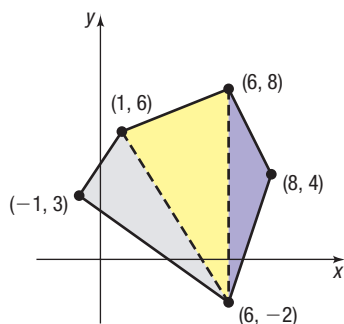
$$\begin{vmatrix} x_1 & y_1 & 1 \\ x_2 & y_2 & 1 \\ x_3 & y_3 & 1 \end{vmatrix} = 0$$

59. Geometry: Area of a Triangle A triangle has vertices (x_1, y_1) , (x_2, y_2) , and (x_3, y_3) . The area of the triangle is

$$\text{given by the absolute value of } D, \text{ where } D = \frac{1}{2} \begin{vmatrix} x_1 & x_2 & x_3 \\ y_1 & y_2 & y_3 \\ 1 & 1 & 1 \end{vmatrix}.$$

Use this formula to find the area of a triangle with vertices $(2, 3)$, $(5, 2)$, and $(6, 5)$.

60. Geometry: Area of a Polygon The formula from Problem 59 can be used to find the area of a polygon. To do so, divide the polygon into non-overlapping triangular regions and find the sum of the areas. Use this approach to find the area of the given polygon.



61. Geometry: Area of a Polygon Another approach for finding the area of a polygon by using determinants is to use the formula

$$A = \frac{1}{2} \left(\begin{vmatrix} x_1 & y_1 \\ x_2 & y_2 \end{vmatrix} + \begin{vmatrix} x_2 & y_2 \\ x_3 & y_3 \end{vmatrix} + \begin{vmatrix} x_3 & y_3 \\ x_4 & y_4 \end{vmatrix} + \dots + \begin{vmatrix} x_n & y_n \\ x_1 & y_1 \end{vmatrix} \right)$$

where (x_1, y_1) , (x_2, y_2) , \dots , (x_n, y_n) are the n corner points in counterclockwise order. Use this formula to compute the area of the polygon from Problem 60 again. Which method do you prefer?

62. Geometry: Volume of a Tetrahedron A tetrahedron (triangular pyramid) has vertices (x_1, y_1, z_1) , (x_2, y_2, z_2) , (x_3, y_3, z_3) , and (x_4, y_4, z_4) . The volume of the tetrahedron is given

$$\text{by the absolute value of } D, \text{ where } D = \frac{1}{6} \begin{vmatrix} x_1 & y_1 & z_1 & 1 \\ x_2 & y_2 & z_2 & 1 \\ x_3 & y_3 & z_3 & 1 \\ x_4 & y_4 & z_4 & 1 \end{vmatrix}.$$

Use this formula to find the volume of the tetrahedron with vertices $(0, 0, 8)$, $(2, 8, 0)$, $(10, 4, 4)$, and $(4, 10, 6)$.

63. Geometry: Equation of a Circle An equation of the circle containing the distinct points (x_1, y_1) , (x_2, y_2) , and (x_3, y_3) can be found using the following equation.

$$\begin{vmatrix} 1 & 1 & 1 & 1 \\ x & x_1 & x_2 & x_3 \\ y & y_1 & y_2 & y_3 \\ x^2 + y^2 & x_1^2 + y_1^2 & x_2^2 + y_2^2 & x_3^2 + y_3^2 \end{vmatrix} = 0$$

Find the standard equation of the circle containing the points $(7, -5)$, $(3, 3)$, and $(6, 2)$.

$$64. \text{ Show that } \begin{vmatrix} x^2 & x & 1 \\ y^2 & y & 1 \\ z^2 & z & 1 \end{vmatrix} = (y - z)(x - y)(x - z).$$

65. Complete the proof of Cramer's Rule for two equations containing two variables.

[Hint: In system (5), page 750, if $a = 0$, then $b \neq 0$ and $c \neq 0$, since $D = -bc \neq 0$. Now show that equation (6) provides a solution of the system when $a = 0$. Then three cases remain: $b = 0$, $c = 0$, and $d = 0$.]

66. Challenge Problem Interchange columns 1 and 3 of a 3 by 3 determinant. Show that the value of the new determinant is -1 times the value of the original determinant.

67. Challenge Problem Multiply each entry in row 2 of a 3 by 3 determinant by the number k , $k \neq 0$. Show that the value of the new determinant is k times the value of the original determinant.

68. Challenge Problem Prove that a 3 by 3 determinant in which the entries in column 1 equal those in column 3 has the value 0.

69. Challenge Problem If row 2 of a 3 by 3 determinant is multiplied by k , $k \neq 0$, and the result is added to the entries in row 1, prove that there is no change in the value of the determinant.

Retain Your Knowledge

Problems 70–79 are based on material learned earlier in the course. The purpose of these problems is to keep the material fresh in your mind so that you are better prepared for the final exam.

70. For the points $P = (-4, 3)$ and $Q = (5, -1)$ write the vector \mathbf{v} represented by the directed line segment \overrightarrow{PQ} in the form $a\mathbf{i} + b\mathbf{j}$ and find $\|\mathbf{v}\|$.
71. List the potential rational zeros of the polynomial function $P(x) = 2x^3 - 5x^2 + x - 10$.
72. Graph $f(x) = (x + 1)^2 - 4$ using transformations (shifting, compressing, stretching, and/or reflecting).
73. Find the exact value of $\tan 42^\circ - \cot 48^\circ$ without using a calculator.
74. Express $-5 + 5i$ in polar form and in exponential form.
75. The function $f(x) = 3 + \log_5(x - 1)$ is one-to-one. Find f^{-1} .
76. Find the distance between the vertices of $f(x) = 2x^2 - 12x + 20$ and $g(x) = -3x^2 - 30x - 77$.
77. Expand: $(2x - 5)^3$
78. Rationalize the numerator: $\frac{\sqrt{x+7} - 10}{x}$
79. Find an equation of the line perpendicular to $f(x) = -\frac{2}{5}x + 7$ where $x = 10$.

11.4 Matrix Algebra

- OBJECTIVES**
- 1 Find the Sum and Difference of Two Matrices (p. 760)
 - 2 Find Scalar Multiples of a Matrix (p. 762)
 - 3 Find the Product of Two Matrices (p. 763)
 - 4 Find the Inverse of a Matrix (p. 767)
 - 5 Solve a System of Linear Equations Using an Inverse Matrix (p. 771)

Section 11.2 defined a matrix as a rectangular array of real numbers and used an augmented matrix to represent a system of linear equations. There is, however, a branch of mathematics, called **linear algebra**, in which an algebra of matrices is defined. This section is a survey of how this **matrix algebra** is developed.

Before getting started, recall the definition of a matrix.

DEFINITION Matrix

A **matrix** is defined as a rectangular array of numbers:

	Column 1	Column 2	...	Column j	...	Column n
Row 1	a_{11}	a_{12}	\cdots	a_{1j}	\cdots	a_{1n}
Row 2	a_{21}	a_{22}	\cdots	a_{2j}	\cdots	a_{2n}
\vdots	\vdots	\vdots	\vdots	\vdots	\vdots	\vdots
Row i	a_{i1}	a_{i2}	\cdots	a_{ij}	\cdots	a_{in}
\vdots	\vdots	\vdots	\vdots	\vdots	\vdots	\vdots
Row m	a_{m1}	a_{m2}	\cdots	a_{mj}	\cdots	a_{mn}

In Words

In a matrix, the rows go across, and the columns go down.

Each number a_{ij} of the matrix has two indexes: the **row index** i and the **column index** j . The matrix shown here has m rows and n columns. The numbers a_{ij} are usually referred to as the **entries** of the matrix. For example, a_{23} refers to the entry in the second row, third column.

EXAMPLE 1

Arranging Data in a Matrix

In a survey of 900 people, the following information was obtained:

200 males	Thought federal defense spending was too high
150 males	Thought federal defense spending was too low
45 males	Had no opinion
315 females	Thought federal defense spending was too high
125 females	Thought federal defense spending was too low
65 females	Had no opinion

We can arrange these data in a rectangular array as follows:

	Too High	Too Low	No Opinion
Male	200	150	45
Female	315	125	65

or as the matrix

$$\begin{bmatrix} 200 & 150 & 45 \\ 315 & 125 & 65 \end{bmatrix}$$

This matrix has two rows (representing male and female) and three columns (representing “too high,” “too low,” and “no opinion”).

In Words

For an m by n matrix, the number of rows is listed first and the number of columns second.

The matrix developed in Example 1 has 2 rows and 3 columns. In general, a matrix with m rows and n columns is called an **m by n matrix**. An m by n matrix contains $m \cdot n$ entries. The matrix developed in Example 1 is a 2 by 3 matrix and contains $2 \cdot 3 = 6$ entries.

If an m by n matrix has the same number of rows as columns, that is, if $m = n$, then the matrix is a **square matrix**.

EXAMPLE 2

Examples of Matrices

(a) $\begin{bmatrix} 5 & 0 \\ -6 & 1 \end{bmatrix}$ A 2 by 2 square matrix (b) $[1 \ 0 \ 3]$ A 1 by 3 matrix

(c) $\begin{bmatrix} 6 & -2 & 4 \\ 4 & 3 & 5 \\ 8 & 0 & 1 \end{bmatrix}$ A 3 by 3 square matrix

NOTE Matrices and determinants are different. A matrix is a rectangular array of numbers or expressions, nothing more. A determinant has a value, usually a real number.

1 Find the Sum and Difference of Two Matrices

We begin our discussion of matrix algebra by defining equal matrices and then defining the operations of addition and subtraction. It is important to note that these definitions require both matrices to have the same number of rows *and* the same number of columns as a condition for equality and for addition and subtraction.

Matrices usually are represented by capital letters, such as A , B , and C .

DEFINITION Equal Matrices

Two matrices A and B are **equal**, written as

$$A = B$$

provided that A and B have the same number of rows and the same number of columns and each entry a_{ij} in A is equal to the corresponding entry b_{ij} in B .

For example,

$$\begin{bmatrix} 2 & 1 \\ 0.5 & -1 \end{bmatrix} = \begin{bmatrix} \sqrt{4} & 1 \\ \frac{1}{2} & -1 \end{bmatrix} \quad \text{and} \quad \begin{bmatrix} 3 & 2 & 1 \\ 0 & 1 & -2 \end{bmatrix} = \begin{bmatrix} \sqrt{9} & \sqrt{4} & 1 \\ 0 & 1 & \sqrt[3]{-8} \end{bmatrix}$$

$$\begin{bmatrix} 4 & 1 \\ 6 & 1 \end{bmatrix} \neq \begin{bmatrix} 4 & 0 \\ 6 & 1 \end{bmatrix}$$

Because the entries in row 1, column 2 are not equal

$$\begin{bmatrix} 4 & 1 & 2 \\ 6 & 1 & 2 \end{bmatrix} \neq \begin{bmatrix} 4 & 1 & 2 & 3 \\ 6 & 1 & 2 & 4 \end{bmatrix}$$

Because the matrix on the left has 3 columns and the matrix on the right has 4 columns

Suppose that A and B represent two m by n matrices. The **sum**, $A + B$, is defined as the m by n matrix formed by adding the corresponding entries a_{ij} of A and b_{ij} of B . The **difference**, $A - B$, is defined as the m by n matrix formed by subtracting the entries b_{ij} in B from the corresponding entries a_{ij} in A . Addition and subtraction of matrices are defined only for matrices having the same number m of rows and the same number n of columns. For example, a 2 by 3 matrix and a 2 by 4 matrix cannot be added or subtracted.

EXAMPLE 3

Adding and Subtracting Matrices

Suppose that

$$A = \begin{bmatrix} 2 & 4 & 8 & -3 \\ 0 & 1 & 2 & 3 \end{bmatrix} \quad \text{and} \quad B = \begin{bmatrix} -3 & 4 & 0 & 1 \\ 6 & 8 & 2 & 0 \end{bmatrix}$$

Find: (a) $A + B$ (b) $A - B$

Solution

Both A and B are 2 by 4 matrices, so they can be added and subtracted.

$$\begin{aligned} \text{(a) } A + B &= \begin{bmatrix} 2 & 4 & 8 & -3 \\ 0 & 1 & 2 & 3 \end{bmatrix} + \begin{bmatrix} -3 & 4 & 0 & 1 \\ 6 & 8 & 2 & 0 \end{bmatrix} \\ &= \begin{bmatrix} 2 + (-3) & 4 + 4 & 8 + 0 & -3 + 1 \\ 0 + 6 & 1 + 8 & 2 + 2 & 3 + 0 \end{bmatrix} && \text{Add corresponding entries.} \\ &= \begin{bmatrix} -1 & 8 & 8 & -2 \\ 6 & 9 & 4 & 3 \end{bmatrix} \end{aligned}$$

$$\begin{aligned} \text{(b) } A - B &= \begin{bmatrix} 2 & 4 & 8 & -3 \\ 0 & 1 & 2 & 3 \end{bmatrix} - \begin{bmatrix} -3 & 4 & 0 & 1 \\ 6 & 8 & 2 & 0 \end{bmatrix} \\ &= \begin{bmatrix} 2 - (-3) & 4 - 4 & 8 - 0 & -3 - 1 \\ 0 - 6 & 1 - 8 & 2 - 2 & 3 - 0 \end{bmatrix} && \text{Subtract corresponding entries.} \\ &= \begin{bmatrix} 5 & 0 & 8 & -4 \\ -6 & -7 & 0 & 3 \end{bmatrix} \end{aligned}$$

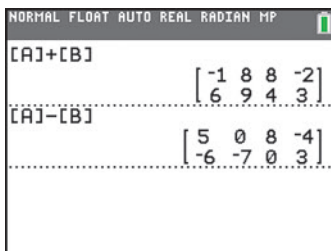


Figure 7 Matrix addition and subtraction on a TI-84 Plus C



Seeing the Concept

Graphing utilities can make the sometimes tedious process of matrix algebra easy. In fact, most graphing calculators can handle matrices as large as 9 by 9, some even larger ones. Enter the matrices from Example 3 into a graphing utility. Name them A and B . Figure 7 shows the results of adding and subtracting A and B on a TI-84 Plus C.

Now Work PROBLEM 9

Many of the algebraic properties of sums of real numbers are also true for sums of matrices. Suppose that A , B , and C are m by n matrices. Then matrix addition is **commutative**. That is,

Commutative Property of Matrix Addition

$$A + B = B + A$$

Matrix addition is also **associative**. That is,

Associative Property of Matrix Addition

$$(A + B) + C = A + (B + C)$$

Although we do not prove these results, the proofs, as the following example illustrates, are based on the commutative and associative properties for real numbers.

EXAMPLE 4

Demonstrating the Commutative Property of Matrix Addition

$$\begin{aligned} \begin{bmatrix} 2 & 3 & -1 \\ 4 & 0 & 7 \end{bmatrix} + \begin{bmatrix} -1 & 2 & 1 \\ 5 & -3 & 4 \end{bmatrix} &= \begin{bmatrix} 2 + (-1) & 3 + 2 & -1 + 1 \\ 4 + 5 & 0 + (-3) & 7 + 4 \end{bmatrix} \\ &= \begin{bmatrix} -1 + 2 & 2 + 3 & 1 + (-1) \\ 5 + 4 & -3 + 0 & 4 + 7 \end{bmatrix} \\ &= \begin{bmatrix} -1 & 2 & 1 \\ 5 & -3 & 4 \end{bmatrix} + \begin{bmatrix} 2 & 3 & -1 \\ 4 & 0 & 7 \end{bmatrix} \end{aligned}$$

A matrix whose entries are all equal to 0 is called a **zero matrix**. Each of the following matrices is a zero matrix.

$$\begin{bmatrix} 0 & 0 \\ 0 & 0 \end{bmatrix} \text{ 2 by 2 square zero matrix} \quad \begin{bmatrix} 0 & 0 & 0 \\ 0 & 0 & 0 \end{bmatrix} \text{ 2 by 3 zero matrix} \quad \begin{bmatrix} 0 & 0 & 0 \end{bmatrix} \text{ 1 by 3 zero matrix}$$

Zero matrices have properties similar to the real number 0. If A is an m by n matrix and 0 is the m by n zero matrix, then

$$A + 0 = 0 + A = A$$

In other words, a zero matrix is the additive identity in matrix algebra.

2 Find Scalar Multiples of a Matrix

We can also multiply a matrix by a real number. If k is a real number and A is an m by n matrix, the matrix kA is the m by n matrix formed by multiplying each entry a_{ij} in A by k . The number k is sometimes referred to as a **scalar**, and the matrix kA is called a **scalar multiple** of A .

EXAMPLE 5

Operations Using Matrices

Suppose

$$A = \begin{bmatrix} 3 & 1 & 5 \\ -2 & 0 & 6 \end{bmatrix} \quad B = \begin{bmatrix} 4 & 1 & 0 \\ 8 & 1 & -3 \end{bmatrix} \quad C = \begin{bmatrix} 9 & 0 \\ -3 & 6 \end{bmatrix}$$

Find: (a) $4A$ (b) $\frac{1}{3}C$ (c) $3A - 2B$

Solution

$$(a) \quad 4A = 4 \begin{bmatrix} 3 & 1 & 5 \\ -2 & 0 & 6 \end{bmatrix} = \begin{bmatrix} 4 \cdot 3 & 4 \cdot 1 & 4 \cdot 5 \\ 4(-2) & 4 \cdot 0 & 4 \cdot 6 \end{bmatrix} = \begin{bmatrix} 12 & 4 & 20 \\ -8 & 0 & 24 \end{bmatrix}$$

$$(b) \quad \frac{1}{3}C = \frac{1}{3} \begin{bmatrix} 9 & 0 \\ -3 & 6 \end{bmatrix} = \begin{bmatrix} \frac{1}{3} \cdot 9 & \frac{1}{3} \cdot 0 \\ \frac{1}{3}(-3) & \frac{1}{3} \cdot 6 \end{bmatrix} = \begin{bmatrix} 3 & 0 \\ -1 & 2 \end{bmatrix}$$

$$\begin{aligned}
 \text{(c) } 3A - 2B &= 3 \begin{bmatrix} 3 & 1 & 5 \\ -2 & 0 & 6 \end{bmatrix} - 2 \begin{bmatrix} 4 & 1 & 0 \\ 8 & 1 & -3 \end{bmatrix} \\
 &= \begin{bmatrix} 3 \cdot 3 & 3 \cdot 1 & 3 \cdot 5 \\ 3(-2) & 3 \cdot 0 & 3 \cdot 6 \end{bmatrix} - \begin{bmatrix} 2 \cdot 4 & 2 \cdot 1 & 2 \cdot 0 \\ 2 \cdot 8 & 2 \cdot 1 & 2(-3) \end{bmatrix} \\
 &= \begin{bmatrix} 9 & 3 & 15 \\ -6 & 0 & 18 \end{bmatrix} - \begin{bmatrix} 8 & 2 & 0 \\ 16 & 2 & -6 \end{bmatrix} \\
 &= \begin{bmatrix} 9 - 8 & 3 - 2 & 15 - 0 \\ -6 - 16 & 0 - 2 & 18 - (-6) \end{bmatrix} \\
 &= \begin{bmatrix} 1 & 1 & 15 \\ -22 & -2 & 24 \end{bmatrix}
 \end{aligned}$$

 **Now Work** PROBLEM 13

Some of the algebraic properties of scalar multiplication are listed next.

Properties of Scalar Multiplication

Suppose h and k are real numbers, and A and B are m by n matrices. Then

- $k(hA) = (kh)A$
- $(k + h)A = kA + hA$
- $k(A + B) = kA + kB$

3 Find the Product of Two Matrices

Unlike the straightforward definition for adding two matrices, the definition for multiplying two matrices is not what might be expected. In preparation for the definition, we need the following definitions:

DEFINITION Product of a Row Vector and a Column Vector

A **row vector** R is a 1 by n matrix

$$R = [r_1 \ r_2 \ \cdots \ r_n]$$

A **column vector** C is an n by 1 matrix

$$C = \begin{bmatrix} c_1 \\ c_2 \\ \vdots \\ c_n \end{bmatrix}$$

The **product** RC of R times C is defined as the number

$$RC = [r_1 \ r_2 \ \cdots \ r_n] \begin{bmatrix} c_1 \\ c_2 \\ \vdots \\ c_n \end{bmatrix} = r_1c_1 + r_2c_2 + \cdots + r_nc_n$$

Note that a row vector and a column vector can be multiplied if and only if they both contain the same number of entries.

EXAMPLE 6

The Product of a Row Vector and a Column Vector

If $R = [3 \ -5 \ 2]$ and $C = \begin{bmatrix} 3 \\ 4 \\ -5 \end{bmatrix}$, then

$$RC = [3 \ -5 \ 2] \begin{bmatrix} 3 \\ 4 \\ -5 \end{bmatrix} = 3 \cdot 3 + (-5)4 + 2(-5) = 9 - 20 - 10 = -21$$

EXAMPLE 7

Using Matrices to Compute Revenue

A clothing store sells men's shirts for \$40, silk ties for \$20, and wool suits for \$400. Last month, the store sold 100 shirts, 200 ties, and 50 suits. What was the total revenue from these sales?

Solution

Set up a row vector R to represent the prices of these three items and a column vector C to represent the corresponding number of items sold. Then

$$R = [40 \ 20 \ 400] \quad C = \begin{bmatrix} 100 \\ 200 \\ 50 \end{bmatrix}$$

Prices
Number
Shirts Ties Suits
sold

Shirts

Ties

Suits

The total revenue from these sales equals the product RC . That is,

$$RC = [40 \ 20 \ 400] \begin{bmatrix} 100 \\ 200 \\ 50 \end{bmatrix}$$

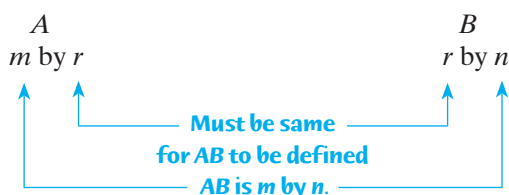
$$= \underbrace{40 \cdot 100}_{\text{Shirt revenue}} + \underbrace{20 \cdot 200}_{\text{Tie revenue}} + \underbrace{400 \cdot 50}_{\text{Suit revenue}} = \underbrace{\$28,000}_{\text{Total revenue}}$$

The definition for multiplying two matrices is based on the definition of a row vector times a column vector.

DEFINITION Matrix Multiplication

Let A denote an m by r matrix and B denote an r by n matrix. The **product** AB is defined as the m by n matrix whose entry in row i , column j is the product of the i th row of A and the j th column of B .

The definition of the product AB of two matrices A and B , in this order, requires that the number of columns of A equals the number of rows of B ; otherwise, the product is not defined.



An example will help clarify the definition.

In Words

To find the product AB , the number of columns in the left matrix A must equal the number of rows in the right matrix B .

EXAMPLE 8

Multiplying Two Matrices

Find the product AB if

$$A = \begin{bmatrix} 2 & 4 & -1 \\ 5 & 8 & 0 \end{bmatrix} \quad \text{and} \quad B = \begin{bmatrix} 2 & 5 & 1 & 4 \\ 4 & 8 & 0 & 6 \\ -3 & 1 & -2 & -1 \end{bmatrix}$$

Solution

First, observe that A is 2 by 3 and B is 3 by 4. The number of columns in A equals the number of rows in B , so the product AB is defined and will be a 2 by 4 matrix.

Suppose we want the entry in row 2, column 3 of AB . It equals the product of the row vector from row 2 of A and the column vector from column 3 of B .

$$\begin{array}{c} \text{Column 3 of } B \\ \text{Row 2 of } A \\ [5 \ 8 \ 0] \end{array} \begin{bmatrix} 1 \\ 0 \\ -2 \end{bmatrix} = 5 \cdot 1 + 8 \cdot 0 + 0(-2) = 5$$

So far, we have


$$AB = \begin{bmatrix} \underline{\hspace{1cm}} & \underline{\hspace{1cm}} & 5 & \underline{\hspace{1cm}} \\ \underline{\hspace{1cm}} & \underline{\hspace{1cm}} & \underline{\hspace{1cm}} & \underline{\hspace{1cm}} \end{bmatrix} \quad \begin{array}{c} \text{Column 3} \\ \downarrow \\ \leftarrow \text{Row 2} \end{array}$$

Now, to find the entry in row 1, column 4 of AB , find the product of row 1 of A and column 4 of B .

$$\begin{array}{c} \text{Column 4 of } B \\ \text{Row 1 of } A \\ [2 \ 4 \ -1] \end{array} \begin{bmatrix} 4 \\ 6 \\ -1 \end{bmatrix} = 2 \cdot 4 + 4 \cdot 6 + (-1)(-1) = 33$$

Continuing in this fashion, we find AB .

$$\begin{aligned} AB &= \begin{bmatrix} 2 & 4 & -1 \\ 5 & 8 & 0 \end{bmatrix} \begin{bmatrix} 2 & 5 & 1 & 4 \\ 4 & 8 & 0 & 6 \\ -3 & 1 & -2 & -1 \end{bmatrix} \\ &= \begin{bmatrix} \text{Row 1 of } A & \text{Row 1 of } A & \text{Row 1 of } A & \text{Row 1 of } A \\ \text{times} & \text{times} & \text{times} & \text{times} \\ \text{column 1 of } B & \text{column 2 of } B & \text{column 3 of } B & \text{column 4 of } B \\ \text{Row 2 of } A & \text{Row 2 of } A & \text{Row 2 of } A & \text{Row 2 of } A \\ \text{times} & \text{times} & \text{times} & \text{times} \\ \text{column 1 of } B & \text{column 2 of } B & \text{column 3 of } B & \text{column 4 of } B \end{bmatrix} \\ &= \begin{bmatrix} 2 \cdot 2 + 4 \cdot 4 + (-1)(-3) & 2 \cdot 5 + 4 \cdot 8 + (-1)1 & 2 \cdot 1 + 4 \cdot 0 + (-1)(-2) & 33(\text{from earlier}) \\ 5 \cdot 2 + 8 \cdot 4 + 0(-3) & 5 \cdot 5 + 8 \cdot 8 + 0 \cdot 1 & 5(\text{from earlier}) & 5 \cdot 4 + 8 \cdot 6 + 0(-1) \end{bmatrix} \\ &= \begin{bmatrix} 23 & 41 & 4 & 33 \\ 42 & 89 & 5 & 68 \end{bmatrix} \end{aligned}$$

 **Check:** Enter the matrices A and B . Then find AB . (See what happens if you try to find BA .)

Notice that the product AB in Example 8 is a 2 by 4 matrix, as we expected. Also notice that, for the matrices given in Example 8, the product BA is not defined because B is 3 by 4 and A is 2 by 3.

 **Now Work** PROBLEM 27

EXAMPLE 9 Multiplying Two Matrices

If

$$A = \begin{bmatrix} 2 & 1 & 3 \\ 1 & -1 & 0 \end{bmatrix} \quad \text{and} \quad B = \begin{bmatrix} 1 & 0 \\ 2 & 1 \\ 3 & 2 \end{bmatrix}$$

find: (a) AB (b) BA **Solution**

$$(a) \quad AB = \begin{bmatrix} 2 & 1 & 3 \\ 1 & -1 & 0 \end{bmatrix} \begin{bmatrix} 1 & 0 \\ 2 & 1 \\ 3 & 2 \end{bmatrix} = \begin{bmatrix} 13 & 7 \\ -1 & -1 \end{bmatrix}$$

2 by 3
3 by 2
2 by 2

$$(b) \quad BA = \begin{bmatrix} 1 & 0 \\ 2 & 1 \\ 3 & 2 \end{bmatrix} \begin{bmatrix} 2 & 1 & 3 \\ 1 & -1 & 0 \end{bmatrix} = \begin{bmatrix} 2 & 1 & 3 \\ 5 & 1 & 6 \\ 8 & 1 & 9 \end{bmatrix}$$

3 by 2
2 by 3
3 by 3

Notice in Example 9 that AB is 2 by 2 and BA is 3 by 3. It is possible for both AB and BA to be defined and yet be unequal. In fact, even if A and B are both n by n matrices so that AB and BA are both defined and n by n , AB and BA will usually be unequal.

EXAMPLE 10 Multiplying Two Square Matrices

If

$$A = \begin{bmatrix} 2 & 1 \\ 0 & 4 \end{bmatrix} \quad \text{and} \quad B = \begin{bmatrix} -3 & 1 \\ 1 & 2 \end{bmatrix}$$

find: (a) AB (b) BA **Solution**

$$(a) \quad AB = \begin{bmatrix} 2 & 1 \\ 0 & 4 \end{bmatrix} \begin{bmatrix} -3 & 1 \\ 1 & 2 \end{bmatrix} = \begin{bmatrix} -5 & 4 \\ 4 & 8 \end{bmatrix}$$

$$(b) \quad BA = \begin{bmatrix} -3 & 1 \\ 1 & 2 \end{bmatrix} \begin{bmatrix} 2 & 1 \\ 0 & 4 \end{bmatrix} = \begin{bmatrix} -6 & 1 \\ 2 & 9 \end{bmatrix}$$

Examples 9 and 10 prove that, unlike real number multiplication, matrix multiplication is not commutative.

THEOREM

Matrix multiplication is not commutative.

 **Now Work** PROBLEMS 15 AND 17

Next, consider two of the properties of real numbers that *are* shared by matrices. Assuming that each product and each sum is defined, the following are true:

Associative Property of Matrix Multiplication

$$A(BC) = (AB)C$$

Distributive Property

$$A(B + C) = AB + AC$$

For an n by n square matrix, the entries located in row i , column i , $1 \leq i \leq n$, are called the **diagonal entries** or the **main diagonal**. The n by n square matrix whose diagonal entries are 1's, and all other entries are 0's, is called the **identity matrix** I_n . For example,

$$I_2 = \begin{bmatrix} 1 & 0 \\ 0 & 1 \end{bmatrix} \quad I_3 = \begin{bmatrix} 1 & 0 & 0 \\ 0 & 1 & 0 \\ 0 & 0 & 1 \end{bmatrix}$$

and so on.

EXAMPLE 11**Multiplication with an Identity Matrix**

Let

$$A = \begin{bmatrix} -1 & 2 & 0 \\ 0 & 1 & 3 \end{bmatrix} \quad \text{and} \quad B = \begin{bmatrix} 3 & 2 \\ 4 & 6 \\ 5 & 2 \end{bmatrix}$$

Find: (a) AI_3 (b) I_2A (c) BI_2

Solution

$$(a) \quad AI_3 = \begin{bmatrix} -1 & 2 & 0 \\ 0 & 1 & 3 \end{bmatrix} \begin{bmatrix} 1 & 0 & 0 \\ 0 & 1 & 0 \\ 0 & 0 & 1 \end{bmatrix} = \begin{bmatrix} -1 & 2 & 0 \\ 0 & 1 & 3 \end{bmatrix} = A$$

$$(b) \quad I_2A = \begin{bmatrix} 1 & 0 \\ 0 & 1 \end{bmatrix} \begin{bmatrix} -1 & 2 & 0 \\ 0 & 1 & 3 \end{bmatrix} = \begin{bmatrix} -1 & 2 & 0 \\ 0 & 1 & 3 \end{bmatrix} = A$$

$$(c) \quad BI_2 = \begin{bmatrix} 3 & 2 \\ 4 & 6 \\ 5 & 2 \end{bmatrix} \begin{bmatrix} 1 & 0 \\ 0 & 1 \end{bmatrix} = \begin{bmatrix} 3 & 2 \\ 4 & 6 \\ 5 & 2 \end{bmatrix} = B$$

Example 11 demonstrates the following property:

Identity Property

- If A is an m by n matrix, then

$$I_m A = A \quad \text{and} \quad A I_n = A$$

- If A is an n by n square matrix, then

$$A I_n = I_n A = A$$

An identity matrix has properties similar to those of the real number 1. In other words, the identity matrix is a multiplicative identity in matrix algebra.

4 Find the Inverse of a Matrix**DEFINITION Inverse of a Matrix**

Let A be a square n by n matrix. If there exists an n by n matrix A^{-1} (read as “ A inverse”) for which

$$A A^{-1} = A^{-1} A = I_n$$

then A^{-1} is called the **inverse** of the matrix A .

Not every square matrix has an inverse. When a matrix A has an inverse A^{-1} , then A is said to be **nonsingular**. If a matrix A has no inverse, it is called **singular**.

EXAMPLE 12**Multiplying a Matrix by Its Inverse**

Show that the inverse of

$$A = \begin{bmatrix} 3 & 1 \\ 2 & 1 \end{bmatrix} \text{ is } A^{-1} = \begin{bmatrix} 1 & -1 \\ -2 & 3 \end{bmatrix}$$

Solution

We need to show that $AA^{-1} = A^{-1}A = I_2$.

$$AA^{-1} = \begin{bmatrix} 3 & 1 \\ 2 & 1 \end{bmatrix} \begin{bmatrix} 1 & -1 \\ -2 & 3 \end{bmatrix} = \begin{bmatrix} 1 & 0 \\ 0 & 1 \end{bmatrix} = I_2$$

$$A^{-1}A = \begin{bmatrix} 1 & -1 \\ -2 & 3 \end{bmatrix} \begin{bmatrix} 3 & 1 \\ 2 & 1 \end{bmatrix} = \begin{bmatrix} 1 & 0 \\ 0 & 1 \end{bmatrix} = I_2$$

The following shows one way to find the inverse of

$$A = \begin{bmatrix} 3 & 1 \\ 2 & 1 \end{bmatrix}$$

Suppose that A^{-1} is given by

$$A^{-1} = \begin{bmatrix} x & y \\ z & w \end{bmatrix} \quad (1)$$

where $x, y, z,$ and w are four variables. Based on the definition of an inverse, if A has an inverse, then

$$\begin{aligned} AA^{-1} &= I_2 \\ \begin{bmatrix} 3 & 1 \\ 2 & 1 \end{bmatrix} \begin{bmatrix} x & y \\ z & w \end{bmatrix} &= \begin{bmatrix} 1 & 0 \\ 0 & 1 \end{bmatrix} \\ \begin{bmatrix} 3x + z & 3y + w \\ 2x + z & 2y + w \end{bmatrix} &= \begin{bmatrix} 1 & 0 \\ 0 & 1 \end{bmatrix} \end{aligned}$$

Because corresponding entries must be equal, it follows that this matrix equation is equivalent to two systems of linear equations.

$$\begin{cases} 3x + z = 1 \\ 2x + z = 0 \end{cases} \quad \begin{cases} 3y + w = 0 \\ 2y + w = 1 \end{cases}$$

The augmented matrix of each system is

$$\left[\begin{array}{cc|c} 3 & 1 & 1 \\ 2 & 1 & 0 \end{array} \right] \quad \left[\begin{array}{cc|c} 3 & 1 & 0 \\ 2 & 1 & 1 \end{array} \right] \quad (2)$$

The usual procedure would be to transform each augmented matrix into reduced row echelon form. Notice, though, that the left sides of the augmented matrices are equal, so the same row operations (see Section 11.2) can be used to reduce both matrices. It is more efficient to combine the two augmented matrices (2) into a single matrix, as shown next.

$$\left[\begin{array}{cc|cc} 3 & 1 & 1 & 0 \\ 2 & 1 & 0 & 1 \end{array} \right]$$

Now, use row operations to transform the matrix into reduced row echelon form.

$$\begin{aligned} \left[\begin{array}{cc|cc} 3 & 1 & 1 & 0 \\ 2 & 1 & 0 & 1 \end{array} \right] &\rightarrow \left[\begin{array}{cc|cc} 1 & 0 & 1 & -1 \\ 2 & 1 & 0 & 1 \end{array} \right] \\ &\quad \uparrow \\ &\quad \mathbf{R_1 = -1r_2 + r_1} \\ &\rightarrow \left[\begin{array}{cc|cc} 1 & 0 & 1 & -1 \\ 0 & 1 & -2 & 3 \end{array} \right] \\ &\quad \uparrow \\ &\quad \mathbf{R_2 = -2r_1 + r_2} \end{aligned} \quad (3)$$

Matrix (3) is in reduced row echelon form.

Now reverse the earlier step of combining the two augmented matrices in (2), and write the single matrix (3) as two augmented matrices.

$$\left[\begin{array}{cc|c} 1 & 0 & 1 \\ 0 & 1 & -2 \end{array} \right] \text{ and } \left[\begin{array}{cc|c} 1 & 0 & -1 \\ 0 & 1 & 3 \end{array} \right]$$

The conclusion from these matrices is that $x = 1$, $z = -2$, and $y = -1$, $w = 3$. Substituting these values into matrix (1) results in

$$A^{-1} = \begin{bmatrix} 1 & -1 \\ -2 & 3 \end{bmatrix}$$

Notice in the augmented matrix (3) that the 2 by 2 matrix to the right of the vertical bar is the inverse of A . Also notice that the identity matrix I_2 appears to the left of the vertical bar. In general, using row operations to transform a nonsingular square matrix A , augmented by an identity matrix of the same dimensions, into reduced row echelon form results in the inverse matrix A^{-1} .

In Words

If A is nonsingular, begin with the matrix $[A|I_n]$, and after transforming it into reduced row echelon form, you end up with the matrix $[I_n|A^{-1}]$.

Steps for Finding the Inverse of an n by n Nonsingular Matrix A

STEP 1: Form the augmented matrix $[A|I_n]$.

STEP 2: Transform the matrix $[A|I_n]$ into reduced row echelon form.

STEP 3: The reduced row echelon form of $[A|I_n]$ contains the identity matrix I_n on the left of the vertical bar; the n by n matrix on the right of the vertical bar is the inverse of A .

EXAMPLE 13

Finding the Inverse of a Matrix

The matrix

$$A = \begin{bmatrix} 1 & 1 & 0 \\ -1 & 3 & 4 \\ 0 & 4 & 3 \end{bmatrix}$$

is nonsingular. Find its inverse.

Solution First, form the matrix

$$[A|I_3] = \left[\begin{array}{ccc|ccc} 1 & 1 & 0 & 1 & 0 & 0 \\ -1 & 3 & 4 & 0 & 1 & 0 \\ 0 & 4 & 3 & 0 & 0 & 1 \end{array} \right]$$

Next, use row operations to transform $[A|I_3]$ into reduced row echelon form.

$$\begin{aligned} \left[\begin{array}{ccc|ccc} 1 & 1 & 0 & 1 & 0 & 0 \\ -1 & 3 & 4 & 0 & 1 & 0 \\ 0 & 4 & 3 & 0 & 0 & 1 \end{array} \right] &\xrightarrow{R_2 = r_1 + r_2} \left[\begin{array}{ccc|ccc} 1 & 1 & 0 & 1 & 0 & 0 \\ 0 & 4 & 4 & 1 & 1 & 0 \\ 0 & 4 & 3 & 0 & 0 & 1 \end{array} \right] &\xrightarrow{R_2 = \frac{1}{4}r_2} \left[\begin{array}{ccc|ccc} 1 & 1 & 0 & 1 & 0 & 0 \\ 0 & 1 & 1 & \frac{1}{4} & \frac{1}{4} & 0 \\ 0 & 4 & 3 & 0 & 0 & 1 \end{array} \right] \\ &\xrightarrow{R_1 = -r_2 + r_1} \left[\begin{array}{ccc|ccc} 1 & 0 & -1 & \frac{3}{4} & -\frac{1}{4} & 0 \\ 0 & 1 & 1 & \frac{1}{4} & \frac{1}{4} & 0 \\ 0 & 0 & -1 & -1 & -1 & 1 \end{array} \right] &\xrightarrow{R_3 = -1r_3} \left[\begin{array}{ccc|ccc} 1 & 0 & -1 & \frac{3}{4} & -\frac{1}{4} & 0 \\ 0 & 1 & 1 & \frac{1}{4} & \frac{1}{4} & 0 \\ 0 & 0 & 1 & 1 & 1 & -1 \end{array} \right] &\xrightarrow{\substack{R_1 = r_3 + r_1 \\ R_2 = -1r_3 + r_2}} \left[\begin{array}{ccc|ccc} 1 & 0 & 0 & \frac{7}{4} & \frac{3}{4} & -1 \\ 0 & 1 & 0 & -\frac{3}{4} & -\frac{3}{4} & 1 \\ 0 & 0 & 1 & 1 & 1 & -1 \end{array} \right] \\ &\xrightarrow{\substack{R_1 = -1r_2 + r_1 \\ R_3 = -4r_2 + r_3}} \left[\begin{array}{ccc|ccc} 1 & 0 & 0 & \frac{7}{4} & \frac{3}{4} & -1 \\ 0 & 1 & 0 & -\frac{3}{4} & -\frac{3}{4} & 1 \\ 0 & 0 & 1 & 1 & 1 & -1 \end{array} \right] \end{aligned}$$

(continued)

The matrix $[A|I_3]$ is now in reduced row echelon form, and the identity matrix I_3 is on the left of the vertical bar. The inverse of A is

$$A^{-1} = \begin{bmatrix} \frac{7}{4} & \frac{3}{4} & -1 \\ -\frac{3}{4} & -\frac{3}{4} & 1 \\ 1 & 1 & -1 \end{bmatrix}$$

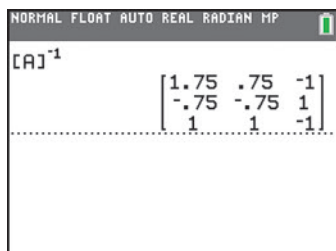


Figure 8 Inverse matrix on a TI-84 Plus C

You should verify that this is the correct inverse by showing that

$$AA^{-1} = A^{-1}A = I_3$$



Check: Enter the matrix A into a graphing utility. Figure 8 shows A^{-1} on a TI-84 Plus C.

Now Work PROBLEM 37

If transforming the matrix $[A|I_n]$ into reduced row echelon form does not result in the identity matrix I_n to the left of the vertical bar, then A is singular and has no inverse.

EXAMPLE 14

Showing That a Matrix Has No Inverse

Show that the matrix $A = \begin{bmatrix} 4 & 6 \\ 2 & 3 \end{bmatrix}$ has no inverse.

Solution Begin by writing the matrix $[A|I_2]$.

$$[A|I_2] = \left[\begin{array}{cc|cc} 4 & 6 & 1 & 0 \\ 2 & 3 & 0 & 1 \end{array} \right]$$

Then use row operations to transform $[A|I_2]$ into reduced row echelon form.

$$[A|I_2] = \left[\begin{array}{cc|cc} 4 & 6 & 1 & 0 \\ 2 & 3 & 0 & 1 \end{array} \right] \xrightarrow{R_1 = \frac{1}{4}r_1} \left[\begin{array}{cc|cc} 1 & \frac{3}{2} & \frac{1}{4} & 0 \\ 2 & 3 & 0 & 1 \end{array} \right] \xrightarrow{R_2 = -2r_1 + r_2} \left[\begin{array}{cc|cc} 1 & \frac{3}{2} & \frac{1}{4} & 0 \\ 0 & 0 & -\frac{1}{2} & 1 \end{array} \right]$$

The matrix $[A|I_2]$ is sufficiently reduced to see that the identity matrix cannot appear to the left of the vertical bar, so A is singular and has no inverse.

It can be shown that if the determinant of a matrix is 0, the matrix is singular. For example, the determinant of matrix A from Example 14 is

$$\begin{vmatrix} 4 & 6 \\ 2 & 3 \end{vmatrix} = 4 \cdot 3 - 6 \cdot 2 = 0$$

Now Work PROBLEM 65

5 Solve a System of Linear Equations Using an Inverse Matrix

Inverse matrices can be used to solve systems of equations in which the number of equations is the same as the number of variables.

EXAMPLE 15

Using the Inverse Matrix to Solve a System of Linear Equations

$$\text{Solve the system of equations: } \begin{cases} x + y = 3 \\ -x + 3y + 4z = -3 \\ 4y + 3z = 2 \end{cases}$$

Solution Let

$$A = \begin{bmatrix} 1 & 1 & 0 \\ -1 & 3 & 4 \\ 0 & 4 & 3 \end{bmatrix} \quad X = \begin{bmatrix} x \\ y \\ z \end{bmatrix} \quad B = \begin{bmatrix} 3 \\ -3 \\ 2 \end{bmatrix}$$

Then the original system of equations can be written compactly as the matrix equation

$$AX = B \quad (4)$$

From Example 13, the matrix A has the inverse A^{-1} . Multiply both sides of equation (4) by A^{-1} .

$$\begin{aligned} AX &= B \\ A^{-1}(AX) &= A^{-1}B && \text{Multiply both sides by } A^{-1}. \\ (A^{-1}A)X &= A^{-1}B && \text{Associative Property of matrix multiplication} \\ I_3X &= A^{-1}B && \text{Definition of an inverse matrix} \\ X &= A^{-1}B && \text{Property of the identity matrix} \end{aligned} \quad (5)$$

Now use (5) to find $X = \begin{bmatrix} x \\ y \\ z \end{bmatrix}$.

$$X = \begin{bmatrix} x \\ y \\ z \end{bmatrix} = A^{-1}B = \begin{bmatrix} \frac{7}{4} & \frac{3}{4} & -1 \\ -\frac{3}{4} & -\frac{3}{4} & 1 \\ 1 & 1 & -1 \end{bmatrix} \begin{bmatrix} 3 \\ -3 \\ 2 \end{bmatrix} = \begin{bmatrix} 1 \\ 2 \\ -2 \end{bmatrix}$$


↑
Example 13

The solution is $x = 1$, $y = 2$, $z = -2$ or, using an ordered triplet, $(1, 2, -2)$. J

The method used in Example 15 to solve a system of equations is particularly useful when it is necessary to solve several systems of equations in which the constants appearing to the right of the equal signs change, but the coefficients of the variables on the left side remain the same. See Problems 45–64 for some illustrations.

Be careful; this method can be used only if the inverse exists. If the matrix of the coefficients is singular, a different method must be used and the system is either inconsistent or dependent.

Historical Feature



Arthur Cayley
(1821–1895)

Matrices were invented in 1857 by Arthur Cayley (1821–1895) as a way of efficiently computing the result of substituting one linear system into another (see Historical Problem 3). The resulting system had incredible richness, in the sense that a wide variety of mathematical systems could be mimicked by the matrices. Cayley and his friend

James J. Sylvester (1814–1897) spent much of the rest of their lives elaborating the theory. The torch was then passed to Georg Frobenius (1849–1917), whose deep investigations established a central place for matrices in modern mathematics. In 1924, rather to the surprise of physicists, it was found that matrices (with complex numbers in them) were exactly the right tool for describing the behavior of atomic systems. Today, matrices are used in a wide variety of applications.

Historical Problems

- 1. Matrices and Complex Numbers** Frobenius emphasized in his research how matrices could be used to mimic other mathematical systems. Here, we mimic the behavior of complex numbers using matrices. Mathematicians call such a relationship an *isomorphism*.

Complex number \longleftrightarrow Matrix

$$a + bi \longleftrightarrow \begin{bmatrix} a & b \\ -b & a \end{bmatrix}$$

Note that the complex number can be read off the top line of the matrix. Then

$$2 + 3i \longleftrightarrow \begin{bmatrix} 2 & 3 \\ -3 & 2 \end{bmatrix} \text{ and } \begin{bmatrix} 4 & -2 \\ 2 & 4 \end{bmatrix} \longleftrightarrow 4 - 2i$$

- (a) Find the matrices corresponding to $2 - 5i$ and $1 + 3i$.
 (b) Multiply the two matrices.
 (c) Find the corresponding complex number for the matrix found in part (b).
 (d) Multiply $2 - 5i$ and $1 + 3i$. The result should be the same as that found in part (c).

The process also works for addition and subtraction. Try it for yourself.

- 2.** Compute $(a + bi)(a - bi)$ using matrices. Interpret the result.
3. Cayley's Definition of Matrix Multiplication Cayley devised matrix multiplication to simplify the following problem:

$$\begin{cases} u = ar + bs \\ v = cr + ds \end{cases} \quad \begin{cases} x = ku + lv \\ y = mu + nv \end{cases}$$

- (a) Find x and y in terms of r and s by substituting u and v from the first system of equations into the second system of equations.
 (b) Use the result of part (a) to find the 2 by 2 matrix A in

$$\begin{bmatrix} x \\ y \end{bmatrix} = A \begin{bmatrix} r \\ s \end{bmatrix}$$

- (c) Now look at the following way to do it. Write the equations in matrix form.

$$\begin{bmatrix} u \\ v \end{bmatrix} = \begin{bmatrix} a & b \\ c & d \end{bmatrix} \begin{bmatrix} r \\ s \end{bmatrix} \quad \begin{bmatrix} x \\ y \end{bmatrix} = \begin{bmatrix} k & l \\ m & n \end{bmatrix} \begin{bmatrix} u \\ v \end{bmatrix}$$

So

$$\begin{bmatrix} x \\ y \end{bmatrix} = \begin{bmatrix} k & l \\ m & n \end{bmatrix} \begin{bmatrix} a & b \\ c & d \end{bmatrix} \begin{bmatrix} r \\ s \end{bmatrix}$$

Do you see how Cayley defined matrix multiplication?

11.4 Assess Your Understanding

Concepts and Vocabulary

- A matrix that has the same number of rows as columns is called a(n) _____ matrix.
- True or False** Matrix addition is commutative.
- True or False** If A and B are square matrices, then $AB = BA$.
- Suppose that A is a square n by n matrix that is nonsingular. The matrix B for which $AB = BA = I_n$ is the _____ of the matrix A .
- True or False** The identity matrix has properties similar to those of the real number 1.
- If $AX = B$ represents a matrix equation where A is a nonsingular matrix, then we can solve the equation using $X =$ _____.
- Multiple Choice** To find the product AB of two matrices A and B , which statement must be true?
 - The number of columns in A must equal the number of rows in B .
 - The number of rows in A must equal the number of columns in B .
 - A and B must have the same number of rows and the same number of columns.
 - A and B must both be square matrices.
- Multiple Choice** A matrix that has no inverse is called a(n):
 - zero matrix
 - nonsingular matrix
 - identity matrix
 - singular matrix


Skill Building

In Problems 9–26, use the following matrices. Determine whether the given expression is defined. If it is defined, express the result as a single matrix; if it is not, write “not defined.”


$$A = \begin{bmatrix} 0 & 3 & -5 \\ 1 & 2 & 6 \end{bmatrix} \quad B = \begin{bmatrix} 4 & 1 & 0 \\ -2 & 3 & -2 \end{bmatrix} \quad C = \begin{bmatrix} 4 & 1 \\ 6 & 2 \\ -2 & 3 \end{bmatrix}$$

-  **9.** $A + B$ **10.** $A - B$ **11.** $4A$ **12.** $-3B$
 **13.** $3A - 2B$ **14.** $2A + 4B$  **15.** AC **16.** BC
 **17.** CA **18.** CB **19.** AB **20.** BA
21. $C(A + B)$ **22.** $(A + B)C$ **23.** $AC - 3I_2$ **24.** $CA + 5I_3$
25. $CA - CB$ **26.** $AC + BC$


In Problems 27–34, determine whether the product is defined. If it is defined, find the product; if it is not write “not defined.”

-  **27.** $\begin{bmatrix} 2 & -2 \\ 1 & 0 \end{bmatrix} \begin{bmatrix} 2 & 1 & 4 & 6 \\ 3 & -1 & 3 & 2 \end{bmatrix}$ **28.** $\begin{bmatrix} 4 & 1 \\ 2 & 1 \end{bmatrix} \begin{bmatrix} -6 & 6 & 1 & 0 \\ 2 & 5 & 4 & -1 \end{bmatrix}$ **29.** $\begin{bmatrix} 1 & 2 & 3 \\ 0 & -1 & 4 \end{bmatrix} \begin{bmatrix} 1 & 2 \\ -1 & 0 \\ 2 & 4 \end{bmatrix}$
30. $\begin{bmatrix} 1 & -1 \\ -3 & 2 \\ 0 & 5 \end{bmatrix} \begin{bmatrix} 2 & 8 & -1 \\ 3 & 6 & 0 \end{bmatrix}$ **31.** $\begin{bmatrix} -4 \\ 2 \end{bmatrix} \begin{bmatrix} 1 & 0 \\ 3 & -1 \end{bmatrix}$ **32.** $\begin{bmatrix} 2 & -1 \\ 5 & 8 \\ -6 & 0 \end{bmatrix} \begin{bmatrix} 6 & 4 & 2 \\ -3 & 5 & -1 \\ 9 & 0 & 7 \end{bmatrix}$
33. $\begin{bmatrix} 1 & 0 & 1 \\ 2 & 4 & 1 \\ 3 & 6 & 1 \end{bmatrix} \begin{bmatrix} 1 & 3 \\ 6 & 2 \\ 8 & -1 \end{bmatrix}$ **34.** $\begin{bmatrix} 4 & -2 & 3 \\ 0 & 1 & 2 \\ -1 & 0 & 1 \end{bmatrix} \begin{bmatrix} 2 & 6 \\ 1 & -1 \\ 0 & 2 \end{bmatrix}$


In Problems 35–44, each matrix is nonsingular. Find the inverse of each matrix.


- 35.** $\begin{bmatrix} 2 & 1 \\ 1 & 1 \end{bmatrix}$ **36.** $\begin{bmatrix} 3 & -1 \\ -2 & 1 \end{bmatrix}$  **37.** $\begin{bmatrix} 6 & 5 \\ 2 & 2 \end{bmatrix}$ **38.** $\begin{bmatrix} -4 & 1 \\ 6 & -2 \end{bmatrix}$ **39.** $\begin{bmatrix} 2 & 1 \\ a & a \end{bmatrix} \quad a \neq 0$
40. $\begin{bmatrix} b & 3 \\ b & 2 \end{bmatrix} \quad b \neq 0$ **41.** $\begin{bmatrix} 1 & -1 & 1 \\ 0 & -2 & 1 \\ -2 & -3 & 0 \end{bmatrix}$ **42.** $\begin{bmatrix} 1 & 0 & 2 \\ -1 & 2 & 3 \\ 1 & -1 & 0 \end{bmatrix}$ **43.** $\begin{bmatrix} 1 & 1 & 1 \\ 3 & 2 & -1 \\ 3 & 1 & 2 \end{bmatrix}$ **44.** $\begin{bmatrix} 3 & 3 & 1 \\ 1 & 2 & 1 \\ 2 & -1 & 1 \end{bmatrix}$

In Problems 45–64, use the inverses found in Problems 35–44 to solve each system of equations.

- 45.** $\begin{cases} 2x + y = -1 \\ x + y = 3 \end{cases}$ **46.** $\begin{cases} 3x - y = 8 \\ -2x + y = 4 \end{cases}$ **47.** $\begin{cases} 2x + y = 0 \\ x + y = 5 \end{cases}$ **48.** $\begin{cases} 3x - y = 4 \\ -2x + y = 5 \end{cases}$
 **49.** $\begin{cases} 6x + 5y = 7 \\ 2x + 2y = 2 \end{cases}$ **50.** $\begin{cases} -4x + y = 0 \\ 6x - 2y = 14 \end{cases}$ **51.** $\begin{cases} 6x + 5y = 13 \\ 2x + 2y = 5 \end{cases}$ **52.** $\begin{cases} -4x + y = 5 \\ 6x - 2y = -9 \end{cases}$
53. $\begin{cases} 2x + y = -3 \\ ax + ay = -a \end{cases} \quad a \neq 0$ **54.** $\begin{cases} bx + 3y = 2b + 3 \\ bx + 2y = 2b + 2 \end{cases} \quad b \neq 0$ **55.** $\begin{cases} 2x + y = \frac{7}{a} \\ ax + ay = 5 \end{cases} \quad a \neq 0$ **56.** $\begin{cases} bx + 3y = 14 \\ bx + 2y = 10 \end{cases} \quad b \neq 0$
57. $\begin{cases} x - y + z = 4 \\ -2y + z = 1 \\ -2x - 3y = -4 \end{cases}$ **58.** $\begin{cases} x + 2z = 6 \\ -x + 2y + 3z = -5 \\ x - y = 6 \end{cases}$ **59.** $\begin{cases} x - y + z = 2 \\ -2y + z = 2 \\ -2x - 3y = \frac{1}{2} \end{cases}$ **60.** $\begin{cases} x + 2z = 2 \\ -x + 2y + 3z = -\frac{3}{2} \\ x - y = 2 \end{cases}$
61. $\begin{cases} x + y + z = 9 \\ 3x + 2y - z = 8 \\ 3x + y + 2z = 1 \end{cases}$ **62.** $\begin{cases} 3x + 3y + z = 8 \\ x + 2y + z = 5 \\ 2x - y + z = 4 \end{cases}$ **63.** $\begin{cases} x + y + z = 2 \\ 3x + 2y - z = \frac{7}{3} \\ 3x + y + 2z = \frac{10}{3} \end{cases}$ **64.** $\begin{cases} 3x + 3y + z = 1 \\ x + 2y + z = 0 \\ 2x - y + z = 4 \end{cases}$

In Problems 65–70 show that each matrix has no inverse.

-  **65.** $\begin{bmatrix} 4 & 2 \\ 2 & 1 \end{bmatrix}$ **66.** $\begin{bmatrix} -3 & \frac{1}{2} \\ 6 & -1 \end{bmatrix}$ **67.** $\begin{bmatrix} 15 & 3 \\ 10 & 2 \end{bmatrix}$
68. $\begin{bmatrix} -3 & 0 \\ 4 & 0 \end{bmatrix}$ **69.** $\begin{bmatrix} -3 & 1 & -1 \\ 1 & -4 & -7 \\ 1 & 2 & 5 \end{bmatrix}$ **70.** $\begin{bmatrix} 1 & 1 & -3 \\ 2 & -4 & 1 \\ -5 & 7 & 1 \end{bmatrix}$


 In Problems 71–74, use a graphing utility to find the inverse, if it exists, of each matrix. Round answers to two decimal places.

71.
$$\begin{bmatrix} 25 & 61 & -12 \\ 18 & -12 & 7 \\ 3 & 4 & -1 \end{bmatrix}$$

72.
$$\begin{bmatrix} 18 & -3 & 4 \\ 6 & -20 & 14 \\ 10 & 25 & -15 \end{bmatrix}$$

73.
$$\begin{bmatrix} 44 & 21 & 18 & 6 \\ -2 & 10 & 15 & 5 \\ 21 & 12 & -12 & 4 \\ -8 & -16 & 4 & 9 \end{bmatrix}$$

74.
$$\begin{bmatrix} 16 & 22 & -3 & 5 \\ 21 & -17 & 4 & 8 \\ 2 & 8 & 27 & 20 \\ 5 & 15 & -3 & -10 \end{bmatrix}$$

 In Problems 75–78, use the inverse matrix found in Problem 71 to solve the following systems of equations. Round answers to two decimal places.

75.
$$\begin{cases} 25x + 61y - 12z = 10 \\ 18x - 12y + 7y = -9 \\ 3x + 4y - z = 12 \end{cases}$$

76.
$$\begin{cases} 25x + 61y - 12z = 15 \\ 18x - 12y + 7z = -3 \\ 3x + 4y - z = 12 \end{cases}$$

77.
$$\begin{cases} 25x + 61y - 12z = 21 \\ 18x - 12y + 7z = 7 \\ 3x + 4y - z = -2 \end{cases}$$

78.
$$\begin{cases} 25x + 61y - 12z = 25 \\ 18x - 12y + 7z = 10 \\ 3x + 4y - z = -4 \end{cases}$$

Mixed Practice In Problems 79–86, solve each system of equations using any method you wish.

79.
$$\begin{cases} 2x + 3y = 11 \\ 5x + 7y = 24 \end{cases}$$

80.
$$\begin{cases} 2x + 8y = -8 \\ x + 7y = -13 \end{cases}$$

81.
$$\begin{cases} x - 2y + 4z = 2 \\ -3x + 5y - 2z = 17 \\ 4x - 3y = -22 \end{cases}$$

82.
$$\begin{cases} 2x + 3y - z = -2 \\ 4x + 3z = 6 \\ 6y - 2z = 2 \end{cases}$$


83.
$$\begin{cases} 5x - y + 4z = 2 \\ -x + 5y - 4z = 3 \\ 7x + 13y - 4z = 17 \end{cases}$$

84.
$$\begin{cases} 3x + 2y - z = 2 \\ 2x + y + 6z = -7 \\ 2x + 2y - 14z = 17 \end{cases}$$

85.
$$\begin{cases} 2x - 3y + z = 4 \\ -3x + 2y - z = -3 \\ -5y + z = 6 \end{cases}$$

86.
$$\begin{cases} -4x + 3y + 2z = 6 \\ 3x + y - z = -2 \\ x + 9y + z = 6 \end{cases}$$

Applications and Extensions

87. College Tuition  Nikki and Joe take classes at a community college, LCCC, and a local university, SIUE. The number of credit hours taken and the cost per credit hour (2018–2019 academic year, tuition and approximate fees) are as follows:

	LCCC	SIUE
Nikki	6	9
Joe	3	12

Cost per Credit Hour	
LCCC	\$148.00
SIUE	\$404.40

- (a) Write a matrix A for the credit hours taken by each student and a matrix B for the cost per credit hour.
 (b) Compute AB and interpret the results.

Sources: *lc.edu, siue.edu*

88. School Loan Interest Jamal and Stephanie both have school loans issued from the same two banks. The amounts borrowed and the monthly interest rates are given next (interest is compounded monthly).

	Lender 1	Lender 2
Jamal	\$4000	\$3000
Stephanie	\$2500	\$3800

Monthly Interest Rate	
Lender 1	0.011 (1.1%)
Lender 2	0.006 (0.6%)

- (a) Write a matrix A for the amounts borrowed by each student and a matrix B for the monthly interest rates.
 (b) Compute AB and interpret the result.
 (c) Let $C = \begin{bmatrix} 1 \\ 1 \end{bmatrix}$. Compute $A(C + B)$ and interpret the result.

89. Computing the Cost of Production The Acme Steel Company is a producer of stainless steel and aluminum containers. On a certain day, the following stainless steel containers were manufactured: 500 with 10-gallon (gal) capacity, 350 with 5-gal

capacity, and 400 with 1-gal capacity. On the same day, the following aluminum containers were manufactured: 700 with 10-gal capacity, 500 with 5-gal capacity, and 850 with 1-gal capacity.

- (a) Find a 2 by 3 matrix representing these data. Find a 3 by 2 matrix to represent the same data.
 (b) If the amount of material used in the 10-gal containers is 15 pounds (lb), the amount used in the 5-gal containers is 8 lb, and the amount used in the 1-gal containers is 3 lb, find a 3 by 1 matrix representing the amount of material used.
 (c) Multiply the 2 by 3 matrix found in part (a) and the 3 by 1 matrix found in part (b) to get a 2 by 1 matrix showing the day's usage of material.
 (d) If stainless steel costs Acme \$0.10 per pound and aluminum costs \$0.05 per pound, find a 1 by 2 matrix representing cost.
 (e) Multiply the matrices found in parts (c) and (d) to find the total cost of the day's production.

90. Computing Profit Rizza's Used Cars has two locations, one in the city and the other in the suburbs. In January, the city location sold 400 subcompacts, 250 intermediate-size cars, and 50 SUVs; in February, it sold 350 subcompacts, 100 intermediates, and 30 SUVs. At the suburban location in January, 450 subcompacts, 200 intermediates, and 140 SUVs were sold. In February, the suburban location sold 350 subcompacts, 300 intermediates, and 100 SUVs.

- (a) Find 2 by 3 matrices that summarize the sales data for each location for January and February (one matrix for each month).
 (b) Use matrix addition to obtain total sales for the 2-month period.
 (c) The profit on each kind of car is \$100 per subcompact, \$150 per intermediate, and \$200 per SUV. Find a 3 by 1 matrix representing this profit.
 (d) Multiply the matrices found in parts (b) and (c) to get a 2 by 1 matrix showing the profit at each location.

91. Cryptography One method of encryption is to use a matrix to encrypt the message and then use the corresponding inverse matrix to decode the message. The encrypted matrix, E , is obtained by multiplying the message matrix, M , by a key matrix, K . The original message can be retrieved by multiplying the encrypted matrix by the inverse of the key matrix. That is, $E = M \cdot K$ and $M = E \cdot K^{-1}$.

- (a) The key matrix $K = \begin{bmatrix} 2 & 1 & 1 \\ 1 & 1 & 0 \\ 1 & 1 & 1 \end{bmatrix}$. Find its inverse, K^{-1} .

[Note: This key matrix is known as the Q_2^3 Fibonacci encryption matrix.]

- (b) Use the result from part (a) to decode the encrypted

$$\text{matrix } E = \begin{bmatrix} 47 & 34 & 33 \\ 44 & 36 & 27 \\ 47 & 41 & 20 \end{bmatrix}.$$

- (c) Each entry in the result for part (b) represents the position of a letter in the English alphabet ($A = 1$, $B = 2$, $C = 3$, and so on). What is the original message?

Source: goldenmuseum.com

92. Economic Mobility The income of a child (low, medium, or high) generally depends on the income of the child's parents. The matrix P , given by

$$P = \begin{array}{c} \begin{array}{ccc} & \text{Parent's Income} & \\ & \text{L} & \text{M} & \text{H} \\ \begin{array}{l} \text{L} \\ \text{M} \\ \text{H} \end{array} & \begin{bmatrix} 0.4 & 0.2 & 0.1 \\ 0.5 & 0.6 & 0.5 \\ 0.1 & 0.2 & 0.4 \end{bmatrix} & \begin{array}{l} \text{L} \\ \text{M} \\ \text{H} \end{array} \\ \text{Child's income} & & \end{array} \end{array}$$

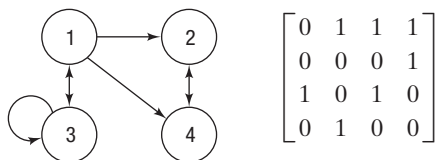
is called a *left stochastic transition matrix*. For example, the entry $P_{21} = 0.5$ means that 50% of the children of low-income parents will transition to the medium level of income. The diagonal entry P_{ii} represents the percent of children who remain in the same income level as their parents. Assuming that the transition matrix is valid from one generation to the next, compute and interpret P^2 .

Source: Understanding Mobility in America, April 2006

- 93.** Solve for matrix X :

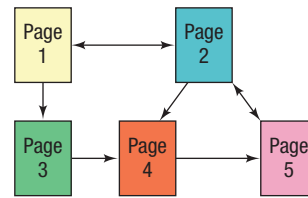
$$\begin{bmatrix} 3 & 2 \\ -1 & 5 \end{bmatrix} X = \begin{bmatrix} 24 & -13 & 1 \\ 26 & -7 & -40 \end{bmatrix}$$

Use the following discussion for Problems 94 and 95. In graph theory, an **adjacency matrix**, A , is a way of representing which nodes (or vertices) are connected. For a simple directed graph, each entry, a_{ij} , is either 1 (if a direct path exists from node i to node j) or 0 (if no direct path exists from node i to node j). For example, consider the following graph and corresponding adjacency matrix.



The entry a_{14} is 1 because a direct path exists from node 1 to node 4. However, the entry a_{41} is 0 because no path exists from node 4 to node 1. The entry a_{33} is 1 because a direct path exists from node 3 to itself. The matrix $B_k = A + A^2 + \cdots + A^k$ indicates the number of ways to get from node i to node j within k moves (steps).

94. Website Map A content map can be used to show how different pages on a website are connected. For example, the following content map shows the relationship among the five pages of a certain website with links between pages represented by arrows.



The content map can be represented by a 5 by 5 adjacency matrix where each entry, a_{ij} , is either 1 (if a link exists from page i to page j) or 0 (if no link exists from page i to page j).

- (a) Write the 5 by 5 adjacency matrix that represents the given content map.
 (b) Explain the significance of the entries on the main diagonal in your result from part (a).
 (c) Find and interpret A^2 .

95. Three-Click Rule An unofficial, and often contested, guideline for website design is to make all website content available to a user within three clicks. The webpage adjacency matrix for a certain website is given by

$$A = \begin{bmatrix} 0 & 1 & 1 & 0 & 0 \\ 1 & 0 & 0 & 1 & 1 \\ 1 & 0 & 0 & 1 & 0 \\ 0 & 0 & 1 & 0 & 1 \\ 0 & 1 & 0 & 0 & 0 \end{bmatrix}$$

- (a) Find B_3 . Does this website satisfy the Three-Click Rule?
 (b) Which page can be reached the most number of ways from page 1 within three clicks?

96. Computer Graphics: Translating An important aspect of computer graphics is the ability to transform the coordinates of points within a graphic. For transformation purposes, a

point (x, y) is represented as the column matrix $X = \begin{bmatrix} x \\ y \\ 1 \end{bmatrix}$.

To translate a point (x, y) horizontally h units and vertically

k units, we use the translation matrix $S = \begin{bmatrix} 1 & 0 & h \\ 0 & 1 & k \\ 0 & 0 & 1 \end{bmatrix}$ and

compute the matrix product SX . The translation is to the right for $h > 0$ and to the left for $h < 0$. Likewise, the translation is up for $k > 0$ and down for $k < 0$. The transformed coordinates are the first two entries in the resulting column matrix.

- (a) Write the translation matrix needed to translate a point 3 units to the left and 5 units up.
 (b) Find and interpret S^{-1} .

97. Computer Graphics: Rotating Besides translating a point, it is also important in computer graphics to be able to rotate a point. This is achieved by multiplying a point's column matrix (see Problem 96) by an appropriate rotation matrix R to form the matrix product RX . For example, to rotate

a point 60° , the rotation matrix is $R = \begin{bmatrix} \frac{1}{2} & -\frac{\sqrt{3}}{2} & 0 \\ \frac{\sqrt{3}}{2} & \frac{1}{2} & 0 \\ 0 & 0 & 1 \end{bmatrix}$.

- (a) Write the coordinates of the point $(6, 4)$ after it has been rotated 60° .
 (b) Find and interpret R^{-1} .

98. Challenge Problem If $A = \begin{bmatrix} a & b \\ c & d \end{bmatrix}$ and $B = \begin{bmatrix} 1 & 1 \\ -1 & 1 \end{bmatrix}$, find a, b, c, d so that $AB = BA$.

99. Challenge Problem If $A = \begin{bmatrix} a & b \\ b & a \end{bmatrix}$, find a and b so that $A^2 + A = 0$.

Explaining Concepts: Discussion and Writing

100. Create a situation different from any found in the text that can be represented by a matrix.

101. Explain why the number of columns in matrix A must equal the number of rows in matrix B to find the product AB .

102. If a, b , and $c \neq 0$ are real numbers with $ac = bc$, then $a = b$. Does this same property hold for matrices? In other words, if A, B , and C are matrices and $AC = BC$, must $A = B$?

103. What is the solution of the system of equations $AX = 0$ if A^{-1} exists? Discuss the solution of $AX = 0$ if A^{-1} does not exist.

Retain Your Knowledge

Problems 104–113 are based on material learned earlier in the course. The purpose of these problems is to keep the material fresh in your mind so that you are better prepared for the final exam.

104. Find a polynomial with minimum degree and leading coefficient 1 that has zeros $x = 3$ (multiplicity 2), $x = 0$ (multiplicity 3), and $x = -2$ (multiplicity 1).

105. For $\mathbf{v} = -2\mathbf{i} - \mathbf{j}$ and $\mathbf{w} = 2\mathbf{i} + \mathbf{j}$, find the dot product $\mathbf{v} \cdot \mathbf{w}$ and the angle between \mathbf{v} and \mathbf{w} .

106. Solve: $\frac{5x}{x+2} = \frac{x}{x-2}$


107. Write $\cos(\csc^{-1}u)$ as an algebraic expression in u .


108. Express $8e^{i\pi/3}$ in rectangular form.

109. Add: $\frac{x+1}{x-3} + \frac{4}{x+3}$

110. Find the domain of $f(x) = \frac{\sqrt{10-2x}}{x+3}$.

111. Factor completely: $3x^4 + 12x^3 - 108x^2 - 432x$

 **112.** Find the area of the region enclosed by the graphs of $y = \sqrt{4-x^2}$, $y = x-2$, and $y = -x-2$.

 **113.** If $f(x) = \frac{\sqrt{25x^2-4}}{x}$ and $g(x) = \frac{2}{5} \sec x$, $0 < x < \frac{\pi}{2}$, show that $(f \circ g)(x) = 5 \sin x$.

11.5 Partial Fraction Decomposition

PREPARING FOR THIS SECTION Before getting started, review the following:

- Identity (Section A.6, p. A44)
- Properties of Rational Functions (Section 4.3, pp. 198–205)
- Reducing a Rational Expression to Lowest Terms (Section A.5, pp. A35–A36)
- Complex Zeros; Fundamental Theorem of Algebra (Section 4.7, pp. 245–250)

 **Now Work** the 'Are You Prepared?' problems on page 783.

- OBJECTIVES**
- 1** Decompose $\frac{P}{Q}$ Where Q Has Only Nonrepeated Linear Factors (p. 778)
 - 2** Decompose $\frac{P}{Q}$ Where Q Has Repeated Linear Factors (p. 779)
 - 3** Decompose $\frac{P}{Q}$ Where Q Has a Nonrepeated Irreducible Quadratic Factor (p. 781)
 - 4** Decompose $\frac{P}{Q}$ Where Q Has a Repeated Irreducible Quadratic Factor (p. 782)

Consider the problem of adding two rational expressions:

$$\frac{3}{x+4} \quad \text{and} \quad \frac{2}{x-3}$$

The sum is

$$\frac{3}{x+4} + \frac{2}{x-3} = \frac{3(x-3) + 2(x+4)}{(x+4)(x-3)} = \frac{5x-1}{x^2+x-12}$$

The reverse procedure, starting with the rational expression $\frac{5x - 1}{x^2 + x - 12}$ and writing it as the sum (or difference) of the two simpler fractions $\frac{3}{x + 4}$ and $\frac{2}{x - 3}$, is referred to as **partial fraction decomposition**, and the two simpler fractions are called **partial fractions**. Decomposing a rational expression into a sum of partial fractions is important in solving certain types of calculus problems. This section presents a systematic way to decompose rational expressions.

Recall that a rational expression is the ratio of two polynomials, say P and $Q \neq 0$. Recall also that a rational expression $\frac{P}{Q}$ is called **proper** if the degree of the polynomial in the numerator is less than the degree of the polynomial in the denominator. Otherwise, the rational expression is called **improper**.

Also, we assume P and Q are in lowest terms. That is, P and Q have no common factors.

EXAMPLE 1**Identifying Proper and Improper Rational Expressions**

Determine whether the rational expression is proper or improper. If the expression is improper, rewrite it as the sum of a polynomial and a proper rational expression.

(a) $\frac{x + 5}{x^2 + 3x + 2}$

(b) $\frac{6x^2 - x + 5}{3x - 2}$

Solution

- (a) The numerator, $x + 5$, is a polynomial of degree 1, and the denominator, $x^2 + 3x + 2$, is a polynomial of degree 2. Since the degree of the numerator is less than the degree of the denominator, the rational expression is proper.
- (b) The numerator, $6x^2 - x + 5$, is a polynomial of degree 2, and the denominator, $3x - 2$, is a polynomial of degree 1. Since the degree of the numerator is greater than the degree of the denominator, the rational expression is improper. We use long division to rewrite this expression as the sum of a polynomial and a proper rational expression:

$$\begin{array}{r} 2x + 1 \\ 3x - 2 \overline{)6x^2 - x + 5} \\ \underline{6x^2 - 4x} \\ 3x + 5 \\ \underline{3x - 2} \\ 7 \end{array}$$

So, $\frac{6x^2 - x + 5}{3x - 2} = 2x + 1 + \frac{7}{3x - 2}$.

 **Now Work** PROBLEMS 5 AND 13

Because by using long division, every improper rational expression can be written as the sum of a polynomial and a proper rational expression, we restrict the discussion that follows to proper rational expressions.

The partial fraction decomposition of the rational expression $\frac{P}{Q}$, in lowest terms, depends on the factors of the denominator Q . Recall from Section 4.7 that any polynomial with real coefficients can be factored over the real numbers into a product of linear and/or irreducible quadratic factors.

This means that the denominator Q of the rational expression $\frac{P}{Q}$ contains only factors of one or both of the following types:

- *Linear factors* of the form $x - a$, where a is a real number.
- *Irreducible quadratic factors* of the form $ax^2 + bx + c$, where a, b , and c are real numbers, $a \neq 0$, and $b^2 - 4ac < 0$. The negative discriminant guarantees that $ax^2 + bx + c$ cannot be written as the product of two linear factors with real coefficients.

As it turns out, there are four cases to be examined. We begin with the case for which Q has only nonrepeated linear factors. Throughout we assume the rational expression $\frac{P}{Q}$ is in lowest terms.

1 Decompose $\frac{P}{Q}$ Where Q Has Only Nonrepeated Linear Factors

Case 1: Q has only nonrepeated linear factors.

Under the assumption that Q has only nonrepeated linear factors, the polynomial Q has the form

$$Q(x) = (x - a_1)(x - a_2) \cdots (x - a_n)$$

where no two of the numbers a_1, a_2, \dots, a_n are equal. In this case, the partial fraction decomposition of $\frac{P}{Q}$ is of the form

$$\frac{P(x)}{Q(x)} = \frac{A_1}{x - a_1} + \frac{A_2}{x - a_2} + \cdots + \frac{A_n}{x - a_n} \quad (1)$$

where the numbers A_1, A_2, \dots, A_n are to be determined.

EXAMPLE 2

Decomposing $\frac{P}{Q}$ Where Q Has Only Nonrepeated Linear Factors

Find the partial fraction decomposition of $\frac{x}{x^2 - 5x + 6}$.

Solution First, factor the denominator,

$$x^2 - 5x + 6 = (x - 2)(x - 3)$$

and notice that the denominator contains only nonrepeated linear factors. Then decompose the rational expression according to equation (1):

$$\frac{x}{x^2 - 5x + 6} = \frac{A}{x - 2} + \frac{B}{x - 3} \quad (2)$$

where A and B are numbers to be determined. To find A and B , clear the fractions by multiplying both sides by $(x - 2)(x - 3) = x^2 - 5x + 6$. The result is

$$x = A(x - 3) + B(x - 2) \quad (3)$$

$$x = (A + B)x + (-3A - 2B)$$

This equation is an identity in x . Equate the coefficients of like powers of x to get

$$\begin{cases} 1 = A + B & \text{Equate the coefficients of } x: 1x = (A + B)x. \\ 0 = -3A - 2B & \text{Equate the constants: } 0 = -3A - 2B. \end{cases}$$

This system of two equations containing two variables, A and B , can be solved using whatever method you wish. The solution is

$$A = -2 \quad B = 3$$

From equation (2), the partial fraction decomposition is

$$\frac{x}{x^2 - 5x + 6} = \frac{-2}{x - 2} + \frac{3}{x - 3}$$

 **Check:** The decomposition can be checked by adding the rational expressions.

$$\begin{aligned} \frac{-2}{x - 2} + \frac{3}{x - 3} &= \frac{-2(x - 3) + 3(x - 2)}{(x - 2)(x - 3)} = \frac{x}{(x - 2)(x - 3)} \\ &= \frac{x}{x^2 - 5x + 6} \end{aligned}$$

The numbers to be found in the partial fraction decomposition can sometimes be found more easily by using suitable choices for x in the identity obtained after fractions have been cleared. In Example 2, the identity after clearing fractions is equation (3):

$$x = A(x - 3) + B(x - 2)$$

Let $x = 2$ in this expression, and the term containing B drops out, leaving $2 = A(-1)$, or $A = -2$. Similarly, let $x = 3$, and the term containing A drops out, leaving $3 = B$. As before, $A = -2$ and $B = 3$.

 **Now Work** PROBLEM 17

2 Decompose $\frac{P}{Q}$ Where Q Has Repeated Linear Factors

Case 2: Q has repeated linear factors.

If the polynomial Q has a repeated linear factor, say $(x - a)^n$, $n \geq 2$ an integer, then, in the partial fraction decomposition of $\frac{P}{Q}$, allow for the terms

$$\frac{A_1}{x - a} + \frac{A_2}{(x - a)^2} + \cdots + \frac{A_n}{(x - a)^n}$$

where the numbers A_1, A_2, \dots, A_n are to be determined.

EXAMPLE 3

Decomposing $\frac{P}{Q}$ Where Q Has Repeated Linear Factors

Find the partial fraction decomposition of $\frac{x + 2}{x^3 - 2x^2 + x}$.

Solution First, factor the denominator,

$$x^3 - 2x^2 + x = x(x^2 - 2x + 1) = x(x - 1)^2$$

and notice that the denominator has the nonrepeated linear factor x and the repeated linear factor $(x - 1)^2$. By Case 1, the term $\frac{A}{x}$ is in the decomposition; and by Case 2, the terms $\frac{B}{x - 1} + \frac{C}{(x - 1)^2}$ are in the decomposition. (continued)

Now write

$$\frac{x+2}{x^3-2x^2+x} = \frac{A}{x} + \frac{B}{x-1} + \frac{C}{(x-1)^2} \quad (4)$$

Again, clear fractions by multiplying both sides by $x^3 - 2x^2 + x = x(x-1)^2$. The result is the identity

$$x+2 = A(x-1)^2 + Bx(x-1) + Cx \quad (5)$$

Let $x = 0$ in this expression and the terms containing B and C drop out, leaving $2 = A(-1)^2$, or $A = 2$. Similarly, let $x = 1$, and the terms containing A and B drop out, leaving $3 = C$. Then equation (5) becomes

$$x+2 = 2(x-1)^2 + Bx(x-1) + 3x$$

Let $x = 2$ (any number other than 0 or 1 will work as well). The result is

$$4 = 2 \cdot 1^2 + B \cdot 2 \cdot 1 + 3 \cdot 2$$

$$4 = 2 + 2B + 6$$

$$2B = -4$$

$$B = -2$$

Therefore, $A = 2$, $B = -2$, and $C = 3$.

From equation (4), the partial fraction decomposition is

$$\frac{x+2}{x^3-2x^2+x} = \frac{2}{x} + \frac{-2}{x-1} + \frac{3}{(x-1)^2}$$

EXAMPLE 4

Decomposing $\frac{P}{Q}$ Where Q Has Repeated Linear Factors

Find the partial fraction decomposition of $\frac{x^3-8}{x^2(x-1)^3}$.

Solution

The denominator contains the repeated linear factors x^2 and $(x-1)^3$. The partial fraction decomposition has the form

$$\frac{x^3-8}{x^2(x-1)^3} = \frac{A}{x} + \frac{B}{x^2} + \frac{C}{x-1} + \frac{D}{(x-1)^2} + \frac{E}{(x-1)^3} \quad (6)$$

As before, clear fractions and obtain the identity

$$x^3-8 = Ax(x-1)^3 + B(x-1)^3 + Cx^2(x-1)^2 + Dx^2(x-1) + Ex^2 \quad (7)$$

Let $x = 0$. (Do you see why this choice was made?) Then

$$-8 = B(-1)$$

$$B = 8$$

Let $x = 1$ in equation (7). Then

$$-7 = E$$

Use $B = 8$ and $E = -7$ in equation (7), and collect like terms.

$$\begin{aligned} x^3-8 &= Ax(x-1)^3 + 8(x-1)^3 + Cx^2(x-1)^2 + Dx^2(x-1) - 7x^2 \\ x^3-8-8(x^3-3x^2+3x-1)+7x^2 &= Ax(x-1)^3 + Cx^2(x-1)^2 + Dx^2(x-1) \\ -7x^3+31x^2-24x &= x(x-1)[A(x-1)^2 + Cx(x-1) + Dx] \\ x(x-1)(-7x+24) &= x(x-1)[A(x-1)^2 + Cx(x-1) + Dx] \\ -7x+24 &= A(x-1)^2 + Cx(x-1) + Dx \end{aligned} \quad (8)$$

Now work with equation (8). Let $x = 0$. Then

$$24 = A$$

Let $x = 1$ in equation (8). Then

$$17 = D$$

Use $A = 24$ and $D = 17$ in equation (8).

$$-7x + 24 = 24(x - 1)^2 + Cx(x - 1) + 17x$$

Let $x = 2$ and simplify.


$$-14 + 24 = 24 + C(2) + 34$$

$$-48 = 2C$$

$$-24 = C$$

The numbers A, B, C, D , and E are now known. So, from equation (6),

$$\frac{x^3 - 8}{x^2(x - 1)^3} = \frac{24}{x} + \frac{8}{x^2} + \frac{-24}{x - 1} + \frac{17}{(x - 1)^2} + \frac{-7}{(x - 1)^3}$$

 **Now Work Example 4** by solving the system of five equations containing five variables that results by expanding equation (7).

 **Now Work** PROBLEM 23

The final two cases involve irreducible quadratic factors. A quadratic factor is irreducible if it cannot be factored into linear factors with real coefficients. A quadratic expression $ax^2 + bx + c$ is irreducible whenever $b^2 - 4ac < 0$. For example, $x^2 + x + 1$ and $x^2 + 4$ are irreducible.

3 Decompose $\frac{P}{Q}$ Where Q Has a Nonrepeated Irreducible Quadratic Factor

Case 3: Q contains a nonrepeated irreducible quadratic factor.

Suppose Q contains a nonrepeated irreducible quadratic factor of the form $ax^2 + bx + c$. Then, in the partial fraction decomposition of $\frac{P}{Q}$, allow for the term

$$\frac{Ax + B}{ax^2 + bx + c}$$

where the numbers A and B are to be determined.

EXAMPLE 5

Decomposing $\frac{P}{Q}$ Where Q Has a Nonrepeated Irreducible Quadratic Factor

Find the partial fraction decomposition of $\frac{3x - 5}{x^3 - 1}$.

Solution Factor the denominator,

$$x^3 - 1 = (x - 1)(x^2 + x + 1)$$

Notice the nonrepeated linear factor $x - 1$ and the nonrepeated irreducible quadratic factor $x^2 + x + 1$. Allow for the term $\frac{A}{x - 1}$ by Case 1, and allow for the term $\frac{Bx + C}{x^2 + x + 1}$ by Case 3. Then

$$\frac{3x - 5}{x^3 - 1} = \frac{A}{x - 1} + \frac{Bx + C}{x^2 + x + 1} \quad (9)$$

Multiply both sides of equation (9) by $x^3 - 1 = (x - 1)(x^2 + x + 1)$ to obtain the identity

$$3x - 5 = A(x^2 + x + 1) + (Bx + C)(x - 1) \quad (10)$$

Expand the identity in (10) to obtain

$$3x - 5 = (A + B)x^2 + (A - B + C)x + (A - C)$$

This identity leads to the system of equations

$$\begin{cases} A + B = 0 & (1) \\ A - B + C = 3 & (2) \\ A - C = -5 & (3) \end{cases}$$

The solution of this system is $A = -\frac{2}{3}$, $B = \frac{2}{3}$, $C = \frac{13}{3}$. Then, from equation (9),

$$\frac{3x - 5}{x^3 - 1} = \frac{-\frac{2}{3}}{x - 1} + \frac{\frac{2}{3}x + \frac{13}{3}}{x^2 + x + 1}$$

 **Now Work Example 5** using equation (10) and assigning values to x .

 **Now Work** PROBLEM 25

4 Decompose $\frac{P}{Q}$ Where Q Has a Repeated Irreducible Quadratic Factor

Case 4: Q contains a repeated irreducible quadratic factor.

Suppose the polynomial Q contains a repeated irreducible quadratic factor $(ax^2 + bx + c)^n$, $n \geq 2$, n an integer, and $b^2 - 4ac < 0$. Then, in the partial fraction decomposition of $\frac{P}{Q}$, allow for the terms

$$\frac{A_1x + B_1}{ax^2 + bx + c} + \frac{A_2x + B_2}{(ax^2 + bx + c)^2} + \cdots + \frac{A_nx + B_n}{(ax^2 + bx + c)^n}$$

where the numbers $A_1, B_1, A_2, B_2, \dots, A_n, B_n$ are to be determined.

EXAMPLE 6

Decomposing $\frac{P}{Q}$ Where Q Has a Repeated Irreducible Quadratic Factor

Find the partial fraction decomposition of $\frac{x^3 + x^2}{(x^2 + 4)^2}$.

Solution The denominator contains the repeated irreducible quadratic factor $(x^2 + 4)^2$, so by Case 4,

$$\frac{x^3 + x^2}{(x^2 + 4)^2} = \frac{Ax + B}{x^2 + 4} + \frac{Cx + D}{(x^2 + 4)^2} \quad (11)$$

Clear fractions to obtain

$$x^3 + x^2 = (Ax + B)(x^2 + 4) + Cx + D$$

Collecting like terms yields the identity

$$x^3 + x^2 = Ax^3 + Bx^2 + (4A + C)x + 4B + D$$

Equating coefficients results in the system

$$\begin{cases} A = 1 \\ B = 1 \\ 4A + C = 0 \\ 4B + D = 0 \end{cases}$$

The solution is $A = 1$, $B = 1$, $C = -4$, $D = -4$. From equation (11),

$$\frac{x^3 + x^2}{(x^2 + 4)^2} = \frac{x + 1}{x^2 + 4} + \frac{-4x - 4}{(x^2 + 4)^2}$$

 **Now Work** PROBLEM 39


11.5 Assess Your Understanding

'Are You Prepared?' Answers are given at the end of these exercises. If you get a wrong answer, read the pages listed in red.

- True or False** The equation $(x - 1)^2 - 1 = x(x - 2)$ is an example of an identity. (p. A44)
- True or False** The rational expression $\frac{5x^2 - 1}{x^3 + 1}$ is proper. (p. 203)
- Reduce to lowest terms: $\frac{3x - 12}{x^2 - 16}$ (pp. A35–A36)
- True or False** Every polynomial with real numbers as coefficients can be factored into a product of linear and/or irreducible quadratic factors. (p. 249)

Skill Building

In Problems 5–16, determine whether the given rational expression is proper or improper. If the expression is improper, rewrite it as the sum of a polynomial and a proper rational expression.

 5. $\frac{x}{x^2 - 1}$

6. $\frac{5x + 2}{x^3 - 1}$

7. $\frac{x^2 + 5}{x^2 - 4}$


8. $\frac{3x^2 - 2}{x^2 - 1}$

9. $\frac{x^3 + x^2 - 12x + 9}{x^2 + 2x - 15}$

10. $\frac{6x^3 - 5x^2 - 7x - 3}{2x - 5}$

11. $\frac{5x^2 - 7x - 6}{x + x^3}$

12. $\frac{x^3 + 12x^2 - 9x}{9x^2 - x^4}$


 13. $\frac{5x^3 + 2x - 1}{x^2 - 4}$

14. $\frac{3x^4 + x^2 - 2}{x^3 + 8}$

15. $\frac{x(x - 1)}{(x + 4)(x - 3)}$

16. $\frac{2x(x^2 + 4)}{x^2 + 1}$

In Problems 17–50, find the partial fraction decomposition of each rational expression.

 17. $\frac{4}{x(x - 1)}$


18. $\frac{3x}{(x + 2)(x - 1)}$

19. $\frac{1}{x(x^2 + 1)}$


20. $\frac{1}{(x + 1)(x^2 + 4)}$

21. $\frac{x}{(x - 1)(x - 2)}$

22. $\frac{3x}{(x + 2)(x - 4)}$

 23. $\frac{x^2}{(x - 1)^2(x + 1)}$

24. $\frac{x + 1}{x^2(x - 2)}$

 25. $\frac{1}{x^3 - 8}$

26. $\frac{2x + 4}{x^3 - 1}$

27. $\frac{x^2}{(x - 1)^2(x + 1)^2}$

28. $\frac{x + 1}{x^2(x - 2)^2}$

29. $\frac{x - 3}{(x + 2)(x + 1)^2}$

30. $\frac{x^2 + x}{(x + 2)(x - 1)^2}$

31. $\frac{x + 4}{x^2(x^2 + 4)}$

32. $\frac{10x^2 + 2x}{(x - 1)^2(x^2 + 2)}$

33. $\frac{x^2 + 2x + 3}{(x + 1)(x^2 + 2x + 4)}$

34. $\frac{x^2 - 11x - 18}{x(x^2 + 3x + 3)}$

35. $\frac{x}{(3x - 2)(2x + 1)}$

36. $\frac{1}{(2x + 3)(4x - 1)}$

37. $\frac{x}{x^2 + 2x - 3}$

38. $\frac{x^2 - x - 8}{(x + 1)(x^2 + 5x + 6)}$

39. $\frac{x^2 + 2x + 3}{(x^2 + 4)^2}$

40. $\frac{x^3 + 1}{(x^2 + 16)^2}$

41. $\frac{7x + 3}{x^3 - 2x^2 - 3x}$

42. $\frac{x^3 + 1}{x^5 - x^4}$

43. $\frac{x^2}{x^3 - 4x^2 + 5x - 2}$

44. $\frac{x^2 + 1}{x^3 + x^2 - 5x + 3}$

45. $\frac{x^3}{(x^2 + 16)^3}$

46. $\frac{x^2}{(x^2 + 4)^3}$

47. $\frac{4}{2x^2 - 5x - 3}$

48. $\frac{4x}{2x^2 + 3x - 2}$

49. $\frac{2x + 3}{x^4 - 9x^2}$

50. $\frac{x^2 + 9}{x^4 - 2x^2 - 8}$

Mixed Practice In Problems 51–58, use the division algorithm to rewrite each improper rational expression as the sum of a polynomial and a proper rational expression. Find the partial fraction decomposition of the proper rational expression. Finally, express the improper rational expression as the sum of a polynomial and the partial fraction decomposition.

51. $\frac{x^3 + x^2 - 3}{x^2 + 3x - 4}$

52. $\frac{x^3 - 3x^2 + 1}{x^2 + 5x + 6}$

53. $\frac{x^3}{x^2 + 1}$

54. $\frac{x^3 + x}{x^2 + 4}$

55. $\frac{x^4 - 5x^2 + x - 4}{x^2 + 4x + 4}$

56. $\frac{x^4 + x^3 - x + 2}{x^2 - 2x + 1}$

57. $\frac{x^5 + x^4 - x^2 + 2}{x^4 - 2x^2 + 1}$

58. $\frac{x^5 - x^3 + x^2 + 1}{x^4 + 6x^2 + 9}$


59. **Challenge Problem** Use a substitution and partial fraction decomposition to express $\frac{3e^x}{e^{2x} + e^x - 2}$ in terms of e^x .

60. **Challenge Problem** Use a substitution and partial fraction decomposition to express $\frac{2}{x - \sqrt[3]{x}}$ in terms of $\sqrt[3]{x}$.

Retain Your Knowledge

Problems 61–70 are based on material learned earlier in the course. The purpose of these problems is to keep the material fresh in your mind so that you are better prepared for the final exam.

61. **Credit Card Balance** Nick has a credit card balance of \$4200.

 If the credit card company charges 18% interest compound daily, and Nick does not make any payments on the account, how long will it take for his balance to double? Round to two decimal places.

62. If $f(x) = x + 4$ and $g(x) = x^2 - 3x$, find $(g \circ f)(-3)$.

63. Find the exact value of $\sec 52^\circ \cos 308^\circ$.


64. Plot the point given by the polar coordinates $\left(-1, \frac{5\pi}{4}\right)$ and find its rectangular coordinates.


65. Determine whether $f(x) = -\frac{3x}{x^2 - 10}$ is even, odd, or neither.

66. The function $f(x) = 8^{x-3} - 4$ is one-to-one. Find f^{-1} .

67. Find an equation for the hyperbola with vertices $(0, -5)$ and $(0, 5)$, and a focus at $(0, 13)$.

68. Solve: $\frac{5}{2}x - 1 \geq x + \frac{4}{5}$

 69. Solve for D : $2x - 4xD - 4y + 2yD = D$

 70. The **normal line** is the line that is perpendicular to the tangent line at the point of tangency. If $y = -2x + 2$ is the tangent line to $f(x) = \frac{1}{3}x^2 - 4x + 5$, find an equation of the normal line to f at the point of tangency.

'Are You Prepared?' Answers

1. True 2. True 3. $\frac{3}{x + 4}$ 4. True

11.6 Systems of Nonlinear Equations

PREPARING FOR THIS SECTION Before getting started, review the following:

- Lines (Section 1.3, pp. 20–31)
- Circles (Section 1.4, pp. 35–39)
- Parabolas (Section 10.2, pp. 654–658)
- Ellipses (Section 10.3, pp. 663–669)
- Hyperbolas (Section 10.4, pp. 673–681)

 **Now Work** the 'Are You Prepared?' problems on page 790.

- OBJECTIVES**
- 1 Solve a System of Nonlinear Equations Using Substitution (p. 785)
 - 2 Solve a System of Nonlinear Equations Using Elimination (p. 786)

In Section 11.1, we observed that the solution to a system of linear equations could be found geometrically by determining the point(s) of intersection (if any) of the equations in the system. Similarly, in solving systems of nonlinear equations, the solution(s) also represent(s) the point(s) of intersection (if any) of the graphs of the equations.

There is no general method for solving a system of nonlinear equations. Sometimes substitution is best; other times elimination is best; and sometimes neither of these methods works. Experience and a certain degree of imagination are your allies here.

Before we begin, two comments are in order.

- If the system contains two variables and if the equations in the system are easy to graph, then graph them. By graphing each equation in the system, you can get an idea of how many solutions a system has and approximate their location.
- Extraneous solutions can creep in when solving nonlinear systems, so it is imperative to check all apparent solutions.

1 Solve a System of Nonlinear Equations Using Substitution

EXAMPLE 1

Solving a System of Nonlinear Equations Using Substitution

Solve the following system of equations:

$$\begin{cases} 3x - y = -2 & (1) \\ 2x^2 - y = 0 & (2) \end{cases}$$

Solution

First, notice that the system contains two variables and that we know how to graph each equation. Equation (1) is the line $y = 3x + 2$, and equation (2) is the parabola $y = 2x^2$. See Figure 9. The system apparently has two solutions.

To use substitution to solve the system, we choose to solve equation (1) for y .

$$\begin{aligned} 3x - y &= -2 && \text{Equation (1)} \\ y &= 3x + 2 \end{aligned}$$

Substitute this expression for y in equation (2). The result is an equation containing just the variable x , which we can solve.

$$\begin{aligned} 2x^2 - y &= 0 && \text{Equation (2)} \\ 2x^2 - (3x + 2) &= 0 && \text{Substitute } 3x + 2 \text{ for } y. \\ 2x^2 - 3x - 2 &= 0 && \text{Simplify.} \end{aligned}$$

$$(2x + 1)(x - 2) = 0 \quad \text{Factor.}$$

$$2x + 1 = 0 \quad \text{or} \quad x - 2 = 0 \quad \text{Use the Zero-Product Property.}$$

$$x = -\frac{1}{2} \quad \text{or} \quad x = 2$$

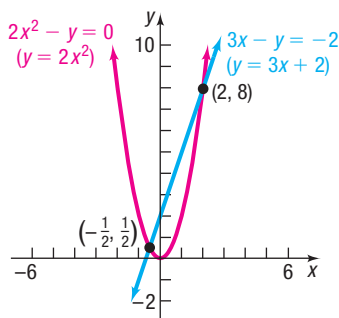


Figure 9

(continued)

Use these values for x in $y = 3x + 2$ to find

$$y = 3\left(-\frac{1}{2}\right) + 2 = \frac{1}{2} \quad \text{or} \quad y = 3 \cdot 2 + 2 = 8$$

The apparent solutions are $x = -\frac{1}{2}, y = \frac{1}{2}$ and $x = 2, y = 8$.

✓ **Check:** For $x = -\frac{1}{2}, y = \frac{1}{2}$,

$$\begin{cases} 3\left(-\frac{1}{2}\right) - \frac{1}{2} = -\frac{3}{2} - \frac{1}{2} = -2 & (1) \\ 2\left(-\frac{1}{2}\right)^2 - \frac{1}{2} = 2 \cdot \frac{1}{4} - \frac{1}{2} = 0 & (2) \end{cases}$$

For $x = 2, y = 8$,

$$\begin{cases} 3 \cdot 2 - 8 = 6 - 8 = -2 & (1) \\ 2 \cdot 2^2 - 8 = 2 \cdot 4 - 8 = 0 & (2) \end{cases}$$

Each solution checks. The graphs of the two equations intersect at the points $\left(-\frac{1}{2}, \frac{1}{2}\right)$ and $(2, 8)$, as shown in Figure 9 on the previous page. J

 **Now Work** PROBLEM 15 USING SUBSTITUTION

2 Solve a System of Nonlinear Equations Using Elimination

EXAMPLE 2

Solving a System of Nonlinear Equations Using Elimination

$$\text{Solve: } \begin{cases} x^2 + y^2 = 13 & (1) \text{ A circle} \\ x^2 - y = 7 & (2) \text{ A parabola} \end{cases}$$

Solution

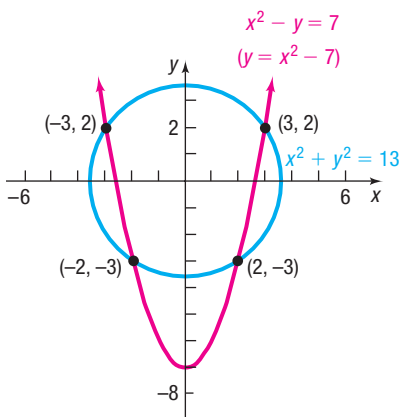


Figure 10

First graph each equation, as shown in Figure 10. Based on the graph, we expect four solutions. Notice that subtracting equation (2) from equation (1) eliminates the variable x .

$$\begin{cases} x^2 + y^2 = 13 \\ x^2 - y = 7 \end{cases} \quad \text{Subtract.}$$

$$y^2 + y = 6$$

This quadratic equation in y can be solved by factoring.

$$\begin{aligned} y^2 + y - 6 &= 0 \\ (y + 3)(y - 2) &= 0 \\ y &= -3 \quad \text{or} \quad y = 2 \end{aligned}$$

Use these values for y in equation (2) to find x .

- If $y = 2$, then $x^2 = y + 7 = 9$, so $x = 3$ or -3 .
- If $y = -3$, then $x^2 = y + 7 = 4$, so $x = 2$ or -2 .

There are four solutions: $x = 3, y = 2$; $x = -3, y = 2$; $x = 2, y = -3$; and $x = -2, y = -3$.

You should verify that these four solutions also satisfy equation (1), so all four are solutions of the system. The four points, $(3, 2)$, $(-3, 2)$, $(2, -3)$, and $(-2, -3)$, are the points of intersection of the graphs. Look again at Figure 10. J

 **Now Work** PROBLEM 13 USING ELIMINATION

EXAMPLE 3**Solving a System of Nonlinear Equations**

$$\text{Solve: } \begin{cases} x^2 - y^2 = 4 & (1) \text{ A hyperbola} \\ y = x^2 & (2) \text{ A parabola} \end{cases}$$

Either substitution or elimination can be used here. To use substitution, replace x^2 by y in equation (1).

$$x^2 - y^2 = 4 \quad \text{Equation (1)}$$

$$y - y^2 = 4 \quad y = x^2$$

$$y^2 - y + 4 = 0 \quad \text{Place in standard form.}$$

This is a quadratic equation. Its discriminant is $(-1)^2 - 4 \cdot 1 \cdot 4 = 1 - 16 = -15 < 0$. The equation has no real solutions, so the system is inconsistent. The graphs of these two equations do not intersect. See Figure 11.

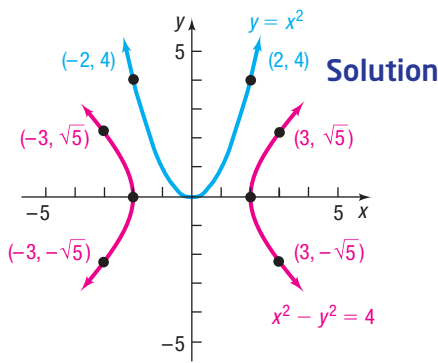


Figure 11

EXAMPLE 4**Solving a System of Nonlinear Equations Using Elimination**

$$\text{Solve: } \begin{cases} x^2 + x + y^2 - 3y + 2 = 0 & (1) \\ x + 1 + \frac{y^2 - y}{x} = 0 & (2) \end{cases}$$

Solution

First, multiply equation (2) by x to clear the denominator. The result is an equivalent system because x cannot be 0. [Look at equation (2) to see why.]

$$\begin{cases} x^2 + x + y^2 - 3y + 2 = 0 & (1) \\ x^2 + x + y^2 - y = 0 \quad x \neq 0 & (2) \end{cases}$$

Now subtract equation (2) from equation (1) to eliminate x . The result is

$$\begin{aligned} -2y + 2 &= 0 \\ y &= 1 \quad \text{Solve for } y. \end{aligned}$$

To find x , back-substitute $y = 1$ in equation (1).

$$\begin{aligned} x^2 + x + y^2 - 3y + 2 &= 0 && \text{Equation (1)} \\ x^2 + x + 1 - 3 + 2 &= 0 && \text{Substitute 1 for } y. \\ x^2 + x &= 0 && \text{Simplify.} \\ x(x + 1) &= 0 && \text{Factor.} \\ x = 0 \quad \text{or} \quad x = -1 &&& \text{Use the Zero-Product Property.} \end{aligned}$$

Because x cannot be 0, the value $x = 0$ is extraneous, so discard it.

✓ **Check:** Check $x = -1, y = 1$:

$$\begin{cases} (-1)^2 + (-1) + 1^2 - 3 \cdot 1 + 2 = 1 - 1 + 1 - 3 + 2 = 0 & (1) \\ -1 + 1 + \frac{1^2 - 1}{-1} = 0 + \frac{0}{-1} = 0 & (2) \end{cases}$$

The solution is $x = -1, y = 1$. The point of intersection of the graphs of the equations is $(-1, 1)$.

In Problem 55 you are asked to graph the equations given in Example 4. Be sure to show holes in the graph of equation (2) for $x = 0$.

EXAMPLE 5

Solving a System of Nonlinear Equations

$$\text{Solve: } \begin{cases} 3xy - 2y^2 = -2 & (1) \\ 9x^2 + 4y^2 = 10 & (2) \end{cases}$$

Solution Multiply equation (1) by 2, and add the result to equation (2), to eliminate the y^2 terms.

$$\begin{array}{r} \begin{cases} 6xy - 4y^2 = -4 & (1) \\ 9x^2 + 4y^2 = 10 & (2) \end{cases} \\ \hline 9x^2 + 6xy = 6 & \text{Add.} \\ 3x^2 + 2xy = 2 & \text{Divide both sides by 3.} \end{array}$$

Since $x \neq 0$ (do you see why?), solve $3x^2 + 2xy = 2$ for y .

$$y = \frac{2 - 3x^2}{2x} \quad x \neq 0 \quad (3)$$

Now substitute for y in equation (2) of the system.

$$\begin{aligned} 9x^2 + 4y^2 &= 10 && \text{Equation (2)} \\ 9x^2 + 4\left(\frac{2 - 3x^2}{2x}\right)^2 &= 10 && \text{Substitute } y = \frac{2 - 3x^2}{2x}. \\ 9x^2 + \frac{4 - 12x^2 + 9x^4}{x^2} &= 10 && \text{Expand and simplify.} \\ 9x^4 + 4 - 12x^2 + 9x^4 &= 10x^2 && \text{Multiply both sides by } x^2. \\ 18x^4 - 22x^2 + 4 &= 0 && \text{Subtract } 10x^2 \text{ from both sides.} \\ 9x^4 - 11x^2 + 2 &= 0 && \text{Divide both sides by 2.} \end{aligned}$$

This quadratic equation (in x^2) can be factored:

$$\begin{aligned} (9x^2 - 2)(x^2 - 1) &= 0 \\ 9x^2 - 2 = 0 &\quad \text{or} \quad x^2 - 1 = 0 \\ x^2 = \frac{2}{9} &\quad \text{or} \quad x^2 = 1 \\ x = \pm\sqrt{\frac{2}{9}} = \pm\frac{\sqrt{2}}{3} &\quad \text{or} \quad x = \pm 1 \end{aligned}$$

To find y , use equation (3).

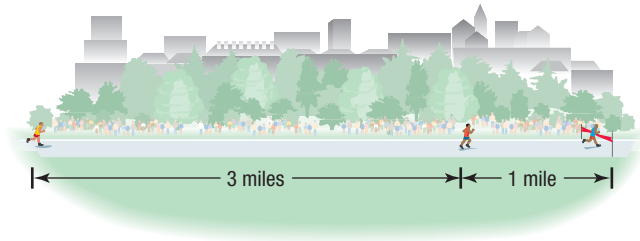
- If $x = \frac{\sqrt{2}}{3}$: $y = \frac{2 - 3x^2}{2x} = \frac{2 - \frac{2}{3}}{2 \cdot \frac{\sqrt{2}}{3}} = \frac{\frac{4}{3}}{2\sqrt{2}} = \sqrt{2}$
- If $x = -\frac{\sqrt{2}}{3}$: $y = \frac{2 - 3x^2}{2x} = \frac{2 - \frac{2}{3}}{2\left(-\frac{\sqrt{2}}{3}\right)} = \frac{\frac{4}{3}}{-2\sqrt{2}} = -\sqrt{2}$
- If $x = 1$: $y = \frac{2 - 3x^2}{2x} = \frac{2 - 3 \cdot 1^2}{2} = -\frac{1}{2}$
- If $x = -1$: $y = \frac{2 - 3x^2}{2x} = \frac{2 - 3(-1)^2}{-2} = \frac{1}{2}$

The system has four solutions: $\left(\frac{\sqrt{2}}{3}, \sqrt{2}\right)$, $\left(-\frac{\sqrt{2}}{3}, -\sqrt{2}\right)$, $\left(1, -\frac{1}{2}\right)$, $\left(-1, \frac{1}{2}\right)$. Check them for yourself.

The next example illustrates an imaginative solution to a system of nonlinear equations.

EXAMPLE 6**Running a Long-Distance Race**

In a 50-mile race, the winner crosses the finish line 1 mile ahead of the second-place runner and 4 miles ahead of the third-place runner. Assuming that each runner maintains a constant speed throughout the race, by how many miles does the second-place runner beat the third-place runner?

**Solution**

Let v_1 , v_2 , and v_3 denote the speeds of the first-, second-, and third-place runners, respectively. Let t_1 and t_2 denote the times (in hours) required for the first-place runner and the second-place runner to finish the race. Then the following system of equations results:

$$\begin{cases} 50 = v_1 t_1 & \text{(1) First-place runner goes 50 miles in } t_1 \text{ hours.} \\ 49 = v_2 t_1 & \text{(2) Second-place runner goes 49 miles in } t_1 \text{ hours.} \\ 46 = v_3 t_1 & \text{(3) Third-place runner goes 46 miles in } t_1 \text{ hours.} \\ 50 = v_2 t_2 & \text{(4) Second-place runner goes 50 miles in } t_2 \text{ hours.} \end{cases}$$

We want the distance d of the third-place runner from the finish at time t_2 . At time t_2 , the third-place runner has gone a distance of $v_3 t_2$ miles, so the distance d remaining is $50 - v_3 t_2$. Now

$$\begin{aligned} d &= 50 - v_3 t_2 \\ &= 50 - v_3 t_1 \cdot \frac{t_2}{t_1} && \text{Multiply and divide by } t_1. \\ &= 50 - 46 \cdot \frac{\frac{50}{v_2}}{\frac{50}{v_1}} && \left\{ \begin{array}{l} \text{From equation (3), } v_3 t_1 = 46 \\ \text{From equation (4), } t_2 = \frac{50}{v_2} \\ \text{From equation (1), } t_1 = \frac{50}{v_1} \end{array} \right. \\ &= 50 - 46 \cdot \frac{v_1}{v_2} \\ &= 50 - 46 \cdot \frac{50}{49} && \text{From the quotient of equations (1) and (2)} \\ &\approx 3.06 \text{ miles} \end{aligned}$$

Historical Feature

In the beginning of this section, it was stated that imagination and experience are important in solving systems of nonlinear equations. Indeed, these kinds of problems lead into some of the deepest and most difficult parts of modern mathematics. Look again at the graphs in Examples 1 and 2 of this section (Figures 9 and 10). Example 1 has two solutions, and Example 2 has four solutions. We might conjecture that the number of solutions is equal to the product of the degrees of the equations involved. This conjecture was made

by Étienne Bézout (1730–1783), but working out the details took about 150 years. It turns out that arriving at the correct number of intersections requires counting not only the complex number intersections, but also those intersections that, in a certain sense, lie at infinity. For example, a parabola and a line lying on the axis of the parabola intersect at the vertex and at infinity. This topic is part of the study of algebraic geometry.

Historical Problems

A papyrus dating back to 1950 BC contains the following problem: "A given surface area of 100 units of area shall be represented as the sum of two squares whose sides are to each other as 1 is to $\frac{3}{4}$."

Solve for the sides by solving the system of equations

$$\begin{cases} x^2 + y^2 = 100 \\ x = \frac{3}{4}y \end{cases}$$

11.6 Assess Your Understanding

'Are You Prepared?' Answers are given at the end of these exercises. If you get a wrong answer, read the pages listed in red.

- Graph the equation: $y = 3x + 2$ (pp. 20–31)
- Graph the equation: $y + 4 = x^2$ (pp. 654–657)
- Graph the equation: $y^2 = x^2 - 1$ (pp. 673–680)
- Graph the equation: $x^2 + 4y^2 = 4$ (pp. 663–667)

Skill Building

In Problems 5–24, graph each equation of the system. Then solve the system to find the points of intersection.

5. $\begin{cases} y = x^2 + 1 \\ y = x + 1 \end{cases}$

6. $\begin{cases} y = x^2 + 1 \\ y = 4x + 1 \end{cases}$

7. $\begin{cases} y = \sqrt{36 - x^2} \\ y = 8 - x \end{cases}$

8. $\begin{cases} y = \sqrt{4 - x^2} \\ y = 2x + 4 \end{cases}$

9. $\begin{cases} y = \sqrt{x} \\ y = 2 - x \end{cases}$

10. $\begin{cases} y = \sqrt{x} \\ y = 6 - x \end{cases}$

11. $\begin{cases} x = 2y \\ x = y^2 - 2y \end{cases}$

12. $\begin{cases} y = x - 1 \\ y = x^2 - 6x + 9 \end{cases}$

13. $\begin{cases} x^2 + y^2 = 4 \\ x^2 + 2x + y^2 = 0 \end{cases}$

14. $\begin{cases} x^2 + y^2 = 8 \\ x^2 + y^2 + 4y = 0 \end{cases}$

15. $\begin{cases} y = 3x - 5 \\ x^2 + y^2 = 5 \end{cases}$

16. $\begin{cases} x^2 + y^2 = 10 \\ y = x + 2 \end{cases}$

17. $\begin{cases} x^2 + y^2 = 4 \\ y^2 - x = 4 \end{cases}$

18. $\begin{cases} x^2 + y^2 = 16 \\ x^2 - 2y = 8 \end{cases}$

19. $\begin{cases} xy = 4 \\ x^2 + y^2 = 8 \end{cases}$

20. $\begin{cases} x^2 = y \\ xy = 1 \end{cases}$

21. $\begin{cases} x^2 + y^2 = 4 \\ y = x^2 - 9 \end{cases}$

22. $\begin{cases} xy = 1 \\ y = 2x + 1 \end{cases}$

23. $\begin{cases} y = x^2 - 4 \\ y = 6x - 13 \end{cases}$

24. $\begin{cases} x^2 + y^2 = 10 \\ xy = 3 \end{cases}$

In Problems 25–54, solve each system. Use any method you wish.

25. $\begin{cases} 2x^2 + y^2 = 18 \\ xy = 4 \end{cases}$

26. $\begin{cases} x^2 - y^2 = 21 \\ x + y = 7 \end{cases}$

27. $\begin{cases} y = 3x + 2 \\ 3x^2 + y^2 = 4 \end{cases}$

28. $\begin{cases} x^2 - 4y^2 = 16 \\ 2y - x = 2 \end{cases}$

29. $\begin{cases} x + y + 1 = 0 \\ x^2 + y^2 + 6y - x = -5 \end{cases}$

30. $\begin{cases} 2x^2 - xy + y^2 = 8 \\ xy = 4 \end{cases}$

31. $\begin{cases} 9x^2 - 8xy + 4y^2 = 70 \\ 3x + 2y = 10 \end{cases}$

32. $\begin{cases} 2y^2 - 3xy + 6y + 2x + 4 = 0 \\ 2x - 3y + 4 = 0 \end{cases}$

33. $\begin{cases} x^2 - 4y^2 + 7 = 0 \\ 3x^2 + y^2 = 31 \end{cases}$

34. $\begin{cases} 3x^2 - 2y^2 + 5 = 0 \\ 2x^2 - y^2 + 2 = 0 \end{cases}$

35. $\begin{cases} 7x^2 - 3y^2 + 5 = 0 \\ 3x^2 + 5y^2 = 12 \end{cases}$

36. $\begin{cases} x^2 - 3y^2 + 1 = 0 \\ 2x^2 - 7y^2 + 5 = 0 \end{cases}$

37. $\begin{cases} x^2 + 2xy = 10 \\ 3x^2 - xy = 2 \end{cases}$

38. $\begin{cases} 5xy + 13y^2 + 36 = 0 \\ xy + 7y^2 = 6 \end{cases}$

39. $\begin{cases} 2x^2 + y^2 = 2 \\ x^2 - 2y^2 + 8 = 0 \end{cases}$

40. $\begin{cases} y^2 - x^2 + 4 = 0 \\ 2x^2 + 3y^2 = 6 \end{cases}$

41. $\begin{cases} x^2 + 2y^2 = 16 \\ 4x^2 - y^2 = 24 \end{cases}$

42. $\begin{cases} 4x^2 + 3y^2 = 4 \\ 2x^2 - 6y^2 = -3 \end{cases}$

$$43. \begin{cases} \frac{5}{x^2} - \frac{2}{y^2} + 3 = 0 \\ \frac{3}{x^2} + \frac{1}{y^2} = 7 \end{cases}$$

$$44. \begin{cases} \frac{2}{x^2} - \frac{3}{y^2} + 1 = 0 \\ \frac{6}{x^2} - \frac{7}{y^2} + 2 = 0 \end{cases}$$

$$45. \begin{cases} \frac{1}{x^4} + \frac{6}{y^4} = 6 \\ \frac{2}{x^4} - \frac{2}{y^4} = 19 \end{cases}$$

$$46. \begin{cases} \frac{1}{x^4} - \frac{1}{y^4} = 1 \\ \frac{1}{x^4} + \frac{1}{y^4} = 4 \end{cases}$$

$$47. \begin{cases} x^2 - 3xy + 2y^2 = 0 \\ x^2 + xy = 6 \end{cases}$$

$$48. \begin{cases} x^2 - xy - 2y^2 = 0 \\ xy + x + 6 = 0 \end{cases}$$

$$49. \begin{cases} y^2 + y + x^2 - x - 2 = 0 \\ y + 1 + \frac{x-2}{y} = 0 \end{cases}$$

$$50. \begin{cases} x^3 - 2x^2 + y^2 + 3y - 4 = 0 \\ x - 2 + \frac{y^2 - y}{x^2} = 0 \end{cases}$$

$$51. \begin{cases} \log_x y = 3 \\ \log_x(4y) = 5 \end{cases}$$


$$52. \begin{cases} \log_x(2y) = 3 \\ \log_x(4y) = 2 \end{cases}$$

$$53. \begin{cases} \ln x = 4 \ln y \\ \log_3 x = 2 + 2 \log_3 y \end{cases}$$

$$54. \begin{cases} \ln x = 5 \ln y \\ \log_2 x = 3 + 2 \log_2 y \end{cases}$$

55. Graph the equations given in Example 4.

56. Graph the equations given in Problem 49.

 In Problems 57–64, use a graphing utility to solve each system of equations. Express the solution(s) rounded to two decimal places.

$$57. \begin{cases} y = x^{2/3} \\ y = e^{-x} \end{cases}$$

$$58. \begin{cases} y = x^{3/2} \\ y = e^{-x} \end{cases}$$

$$59. \begin{cases} x^2 + y^3 = 2 \\ x^3 y = 4 \end{cases}$$

$$60. \begin{cases} x^3 + y^2 = 2 \\ x^2 y = 4 \end{cases}$$

$$61. \begin{cases} x^4 + y^4 = 12 \\ xy^2 = 2 \end{cases}$$

$$62. \begin{cases} x^4 + y^4 = 6 \\ xy = 1 \end{cases}$$

$$63. \begin{cases} xy = 2 \\ y = \ln x \end{cases}$$

$$64. \begin{cases} x^2 + y^2 = 4 \\ y = \ln x \end{cases}$$

Mixed Practice In Problems 65–70, graph each equation and find the point(s) of intersection, if any.

65. The line $x + 2y = 0$ and
the circle $(x - 1)^2 + (y - 1)^2 = 5$

66. The line $x + 2y + 6 = 0$ and
the circle $(x + 1)^2 + (y + 1)^2 = 5$

67. The circle $(x - 1)^2 + (y + 2)^2 = 4$ and
the parabola $y^2 + 4y - x + 1 = 0$

68. The circle $(x + 2)^2 + (y - 1)^2 = 4$ and
the parabola $y^2 - 2y - x - 5 = 0$

69. $y = \frac{4}{x-3}$ and the circle $x^2 - 6x + y^2 + 1 = 0$

70. $y = \frac{4}{x+2}$ and the circle $x^2 + 4x + y^2 - 4 = 0$

Applications and Extensions

71. The difference of two numbers is 2 and the sum of their squares is 10. Find the numbers.

72. The sum of two numbers is 7 and the difference of their squares is 21. Find the numbers.

73. The product of two numbers is 4 and the sum of their squares is 8. Find the numbers.

74. The product of two numbers is 10 and the difference of their squares is 21. Find the numbers.

75. The difference of two numbers is the same as their product, and the sum of their reciprocals is 5. Find the numbers.

76. The sum of two numbers is the same as their product, and the difference of their reciprocals is 3. Find the numbers.

77. The ratio of a to b is $\frac{2}{3}$. The sum of a and b is 10. What is the ratio of $a + b$ to $b - a$?

78. The ratio of a to b is 4:3. The sum of a and b is 14. What is the ratio of $a - b$ to $a + b$?


79. **Geometry** The perimeter of a rectangle is 16 inches and its area is 15 square inches. What are its dimensions?

80. **Geometry** An area of 52 square feet is to be enclosed by two squares whose sides are in the ratio of 2:3. Find the sides of the squares.

81. **Geometry** Two circles have circumferences that add up to 12π centimeters and areas that add up to 20π square centimeters. Find the radius of each circle.

82. **Geometry** The altitude of an isosceles triangle drawn to its base is 3 centimeters, and its perimeter is 18 centimeters. Find the length of its base.

83. **The Tortoise and the Hare** In a 21-meter race between a tortoise and a hare, the tortoise leaves 9 minutes before the hare. The hare, by running at an average speed of 0.5 meter per hour faster than the tortoise, crosses the finish line 3 minutes before the tortoise. What are the average speeds of the tortoise and the hare?

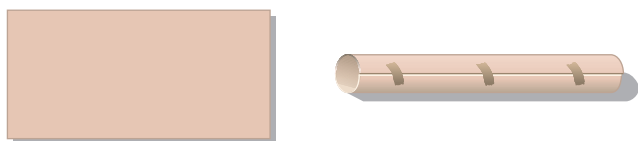


84. **Running a Race** In a 1-mile race, the winner crosses the finish line 10 feet ahead of the second-place runner and 20 feet ahead of the third-place runner. Assuming that each runner maintains a constant speed throughout the race, by how many feet does the second-place runner beat the third-place runner?

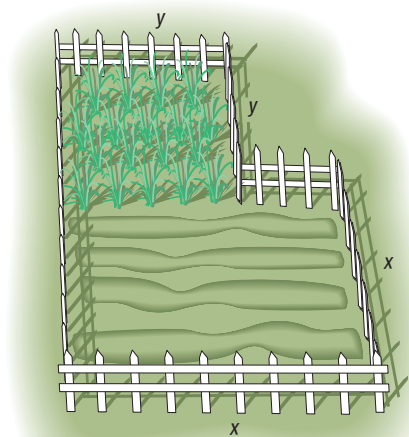
- 85. Constructing a Box** A rectangular piece of cardboard, whose area is 216 square centimeters, is made into an open box by cutting a 2-centimeter square from each corner and turning up the sides. See the figure. If the box is to have a volume of 224 cubic centimeters, what size cardboard should you start with?



- 86. Constructing a Cylindrical Tube** A rectangular piece of cardboard, whose area is 216 square centimeters, is made into a cylindrical tube by joining together two sides of the rectangle. See the figure. If the tube is to have a volume of 224 cubic centimeters, what size cardboard should you start with?

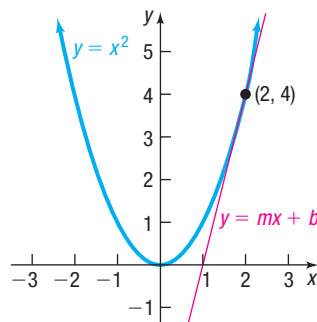


- 87. Fencing** A farmer has 300 feet of fence available to enclose a 4500-square-foot region in the shape of adjoining squares, with sides of length x and y . See the figure. Find x and y .



- 88. Bending Wire** A wire 60 feet long is cut into two pieces. Is it possible to bend one piece into the shape of a square and the other into the shape of a circle so that the total area enclosed by the two pieces is 100 square feet? If this is possible, find the length of the side of the square and the radius of the circle.

- 89. Descartes' Method of Equal Roots** Descartes' method for finding tangent lines depends on the idea that, for many graphs, the tangent line at a given point is the *unique* line that intersects the graph at that point only. We use his method to find an equation of the tangent line to the parabola $y = x^2$ at the point $(2, 4)$. See the figure.



First, an equation of the tangent line can be written as $y = mx + b$. Using the fact that the point $(2, 4)$ is on the line, we can solve for b in terms of m and get the equation $y = mx + (4 - 2m)$. Now we want $(2, 4)$ to be the *unique* solution to the system

$$\begin{cases} y = x^2 \\ y = mx + 4 - 2m \end{cases}$$

From this system, we get $x^2 - mx + (2m - 4) = 0$. Using the quadratic formula, we get

$$x = \frac{m \pm \sqrt{m^2 - 4(2m - 4)}}{2}$$

To obtain a unique solution for x , the two roots must be equal; in other words, the discriminant $m^2 - 4(2m - 4)$ must be 0. Complete the work to get m , and write an equation of the tangent line.

89. In Problems 90–96, use Descartes' method from Problem 89 to find an equation of the tangent line to each graph at the given point.

90. $x^2 + y^2 = 10$; at $(1, 3)$ 91. $y = x^2 + 2$; at $(1, 3)$ 92. $x^2 + y = 5$; at $(-2, 1)$
93. $2x^2 + 3y^2 = 14$; at $(1, 2)$ 94. $3x^2 + y^2 = 7$; at $(-1, 2)$ 95. $x^2 - y^2 = 3$; at $(2, 1)$
96. $2y^2 - x^2 = 14$; at $(2, 3)$
97. If r_1 and r_2 are two solutions of a quadratic equation $ax^2 + bx + c = 0$, it can be shown that

$$r_1 + r_2 = -\frac{b}{a} \quad \text{and} \quad r_1 r_2 = \frac{c}{a}$$

Solve this system of equations for r_1 and r_2 .

98. **Challenge Problem** Solve for x and y in terms of $a \neq 0$ and $b \neq 0$:

$$\begin{cases} \frac{x^2}{a^2} + \frac{y^2}{b^2} = \frac{a^2 + b^2}{a^2 b^2} \\ \frac{x}{a} + \frac{y}{b} = \frac{a + b}{ab} \end{cases}$$

99. **Challenge Problem Geometry** Find formulas for the length l and width w of a rectangle in terms of its area A and perimeter P .

100. **Challenge Problem Geometry** Find formulas for the base b and one of the equal sides l of an isosceles triangle in terms of its altitude h and perimeter P .

Explaining Concepts: Discussion and Writing

101. A circle and a line intersect at most twice. A circle and a parabola intersect at most four times. Deduce that a circle and the graph of a polynomial of degree 3 intersect at most six times. What do you conjecture about a polynomial of degree 4? What about a polynomial of degree n ? Can you explain your conclusions using an algebraic argument?
102. Suppose you are the manager of a sheet metal shop. A customer asks you to manufacture 10,000 boxes, each box being open on top. The boxes are required to have a square

base and a 9-cubic-foot capacity. You construct the boxes by cutting out a square from each corner of a square piece of sheet metal and folding along the edges.

- (a) Find the dimensions of the square to be cut if the area of the square piece of sheet metal is 100 square feet.
- (b) Could you make the box using a smaller piece of sheet metal? Make a list of the dimensions of the box for various pieces of sheet metal.

Retain Your Knowledge

Problems 103–112 are based on material learned earlier in the course. The purpose of these problems is to keep the material fresh in your mind so that you are better prepared for the final exam.

103. Solve: $7x^2 = 8 - 6x$

104. Find an equation of the line with slope $-\frac{2}{5}$ that contains the point $(10, -7)$.

105. If $\cot \theta = \frac{24}{7}$ and $\cos \theta < 0$, find the exact value of each of the remaining trigonometric functions.

106. **Finding the Grade of a Mountain Trail** A straight trail with uniform inclination leads from a hotel, elevation 5300 feet, to a lake in the valley, elevation 4100 feet. The length of the trail is 4420 feet. What is the inclination (grade) of the trail?

107. Find an equation of the circle with center at $(-3, 4)$ and radius 10.

108. Solve: $x^2 < 4x + 21$

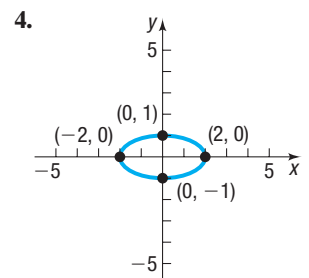
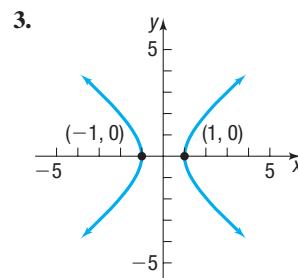
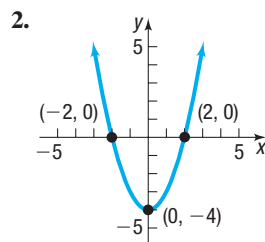
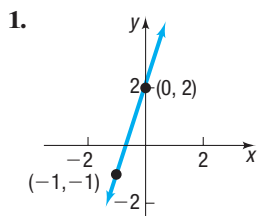
109. Find the function that is finally graphed after $y = \sqrt{25 - x^2}$ is reflected about the x -axis and shifted right 4 units.

110. If $f(x) = 2x^2 - 8x + 7$, find $f(x - 3)$.

111. Find the difference quotient of $f(x) = \frac{3x}{x - 8}$. Simplify the answer.

112. Simplify: $\frac{(2x - 5)^9 \cdot 3 - 3x \cdot 9(2x - 5)^8 \cdot 2}{[(2x - 5)^9]^2}$

'Are You Prepared?' Answers



11.7 Systems of Inequalities

PREPARING FOR THIS SECTION Before getting started, review the following:

- Solving Linear Inequalities (Section A.9, pp. A76–A77)
- Lines (Section 1.3, pp. 20–31)
- Circles (Section 1.4, pp. 35–39)
- Solve Inequalities Involving Quadratic Functions (Section 3.5, pp. 165–167)
- Quadratic Functions and Their Properties (Section 3.3, pp. 143–152)

 **Now Work** the 'Are You Prepared?' problems on page 799.

- OBJECTIVES**
- 1 Graph an Inequality (p. 794)
 - 2 Graph a System of Inequalities (p. 796)

Section A.9 discusses inequalities in one variable. This section discusses inequalities in two variables.

EXAMPLE 1

Examples of Inequalities in Two Variables

(a) $3x + y \leq 6$

(b) $x^2 + y^2 < 4$

(c) $y^2 > x$

1 Graph an Inequality

An inequality in two variables x and y is **satisfied** by an ordered pair (a, b) if, when x is replaced by a and y by b , a true statement results. The **graph of an inequality in two variables** x and y consists of all points (x, y) whose coordinates satisfy the inequality.

EXAMPLE 2

Graphing an Inequality

Graph the linear inequality: $3x + y \leq 6$

Solution Begin by graphing the equation

$$3x + y = 6$$

formed by replacing (for now) the \leq symbol with an $=$ sign. The graph of the equation is a line. See Figure 12(a). This line is part of the graph of the inequality because the inequality is nonstrict, so the line is drawn as a solid line. (Do you see why? We are seeking points for which $3x + y$ is less than or equal to 6.)

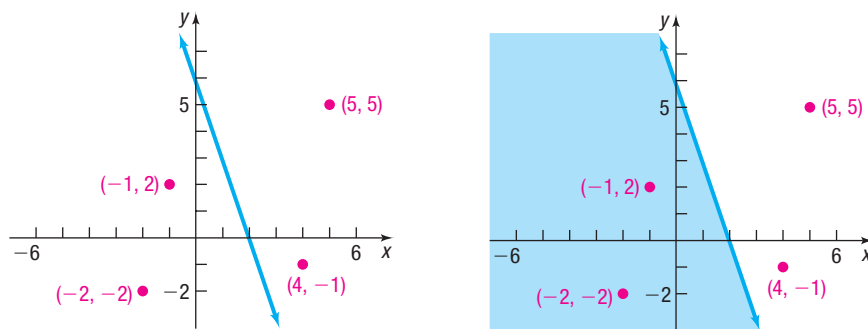


Figure 12

(a) $3x + y = 6$

(b) Graph of $3x + y \leq 6$

Now test a few randomly selected points to see whether they belong to the graph of the inequality.

	$3x + y \leq 6$	Conclusion
$(4, -1)$	$3 \cdot 4 + (-1) = 11 > 6$	Does not belong to the graph
$(5, 5)$	$3 \cdot 5 + 5 = 20 > 6$	Does not belong to the graph
$(-1, 2)$	$3(-1) + 2 = -1 \leq 6$	Belongs to the graph
$(-2, -2)$	$3(-2) + (-2) = -8 \leq 6$	Belongs to the graph

Look again at Figure 12(a). Notice that the two points that belong to the graph both lie on the same side of the line, and the two points that do not belong to the graph lie on the opposite side. As it turns out, all the points that satisfy the inequality will lie on one side of the line or on the line itself. All the points that do not satisfy the inequality will lie on the other side. The graph of $3x + y \leq 6$ consists of all points that lie on the line or on the same side of the line as $(-1, 2)$ and $(-2, -2)$. This graph is shown as the shaded region in Figure 12(b).

 **Now Work** PROBLEM 15

The graph of any inequality in two variables may be obtained similarly. The steps to follow are given next.

Steps for Graphing an Inequality

- STEP 1:** Replace the inequality symbol by an equal sign, and graph the resulting equation. If the inequality is strict, use dashes; if it is nonstrict, use a solid mark. This graph separates the xy -plane into two or more regions.
- STEP 2:** In each region, select a test point P .
- If the coordinates of P satisfy the inequality, so do all the points in that region. Indicate this by shading the region.
 - If the coordinates of P do not satisfy the inequality, no point in that region satisfies the inequality.

RECALL The strict inequalities are $<$ and $>$. The nonstrict inequalities are \leq and \geq .

EXAMPLE 3

Graphing an Inequality

Graph: $x^2 + y^2 \leq 4$

Solution

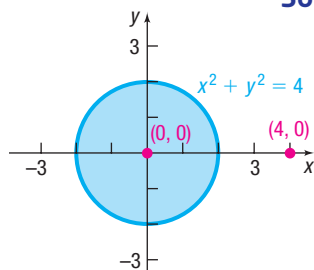


Figure 13 $x^2 + y^2 \leq 4$

STEP 1: Graph the equation $x^2 + y^2 = 4$, a circle of radius 2, with center at the origin. A solid circle is used because the inequality is not strict.

STEP 2: Use two test points, one inside the circle, the other outside.

Inside $(0, 0)$: $x^2 + y^2 = 0^2 + 0^2 = 0 \leq 4$ **Belongs to the graph**

Outside $(4, 0)$: $x^2 + y^2 = 4^2 + 0^2 = 16 > 4$ **Does not belong to the graph**

All the points inside and on the circle satisfy the inequality. See Figure 13.

 **Now Work** PROBLEM 17

Linear Inequalities

A linear inequality is an inequality in one of the forms

$$Ax + By < C \quad Ax + By > C \quad Ax + By \leq C \quad Ax + By \geq C$$

where A and B are not both zero.

The graph of the corresponding equation of a linear inequality is a line that separates the xy -plane into two regions called **half-planes**. See Figure 14.

As shown, $Ax + By = C$ is the equation of the boundary line, and it divides the plane into two half-planes: one for which $Ax + By < C$ and the other for which $Ax + By > C$. Because of this, for linear inequalities, only one test point is required.

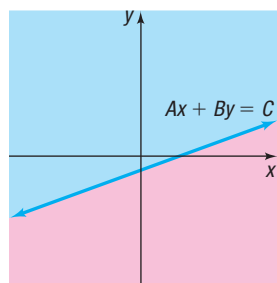


Figure 14

EXAMPLE 4


Graphing Linear Inequalities

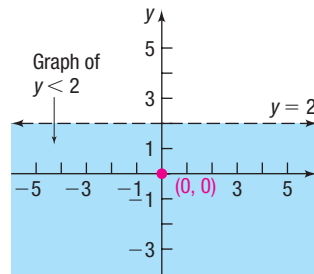
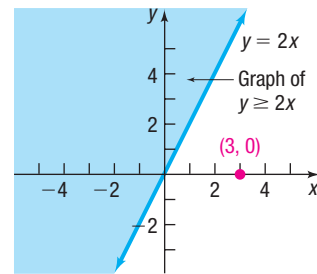
Graph: (a) $y < 2$ (b) $y \geq 2x$

Solution

(a) Points on the horizontal line $y = 2$ are not part of the graph of the inequality, so the graph is shown as a dashed line. Since $(0, 0)$ satisfies the inequality, the graph consists of the half-plane below the line $y = 2$. See Figure 15.

(b) Points on the line $y = 2x$ are part of the graph of the inequality, so the graph is shown as a solid line. Use $(3, 0)$ as a test point. It does not satisfy the inequality $[0 < 2 \cdot 3]$. Points in the half-plane opposite the side containing $(3, 0)$ satisfy the inequality. See Figure 16.

 **COMMENT** A graphing utility can be used to graph inequalities. To see how, read Section B.6.

Figure 15 $y < 2$ Figure 16 $y \geq 2x$
 **Now Work** PROBLEM 13

2 Graph a System of Inequalities

The **graph of a system of inequalities** in two variables x and y is the set of all points (x, y) that simultaneously satisfy *each* inequality in the system. The graph of a system of inequalities can be obtained by graphing each inequality individually and then determining where, if at all, they intersect.

EXAMPLE 5

Graphing a System of Linear Inequalities

Graph the system:
$$\begin{cases} x + y \geq 2 \\ 2x - y \leq 4 \end{cases}$$

Solution

Begin by graphing the lines $x + y = 2$ and $2x - y = 4$ using a solid line since both inequalities are nonstrict. Use the test point $(0, 0)$ on each inequality. For example, $(0, 0)$ does not satisfy $x + y \geq 2$, so shade above the line $x + y = 2$. See Figure 17(a). But $(0, 0)$ does satisfy $2x - y \leq 4$, so shade above the line $2x - y = 4$. See Figure 17(b). The intersection of the shaded regions (in purple) gives the result presented in Figure 17(c).

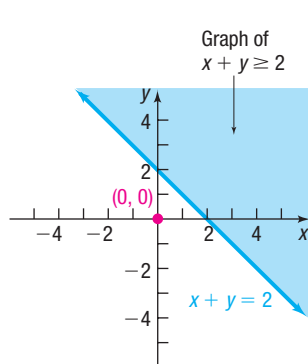
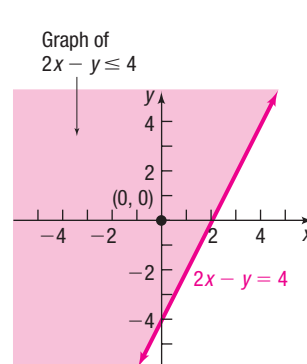
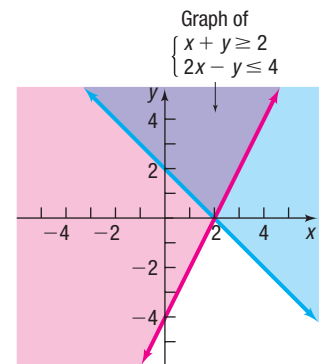


Figure 17

(a)



(b)



(c)

 **Now Work** PROBLEM 23

EXAMPLE 6

Graphing a System of Linear Inequalities

Graph the system:
$$\begin{cases} x + y \leq 2 \\ x + y \geq 0 \end{cases}$$

Solution

See Figure 18. The overlapping purple-shaded region between the two boundary lines is the graph of the system.

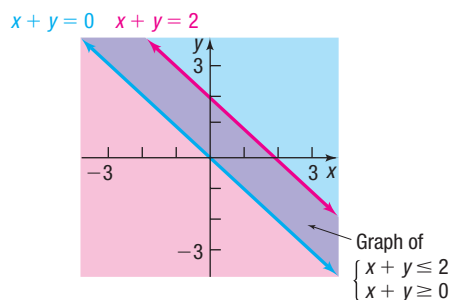


Figure 18

 **Now Work** PROBLEM 29

EXAMPLE 7

Graphing a System of Linear Inequalities

Graph the systems:

(a)
$$\begin{cases} 2x - y \geq 0 \\ 2x - y \geq 2 \end{cases}$$

(b)
$$\begin{cases} x + 2y \leq 2 \\ x + 2y \geq 6 \end{cases}$$

Solution

(a) See Figure 19. The overlapping purple-shaded region is the graph of the system. Note that the graph of the system is identical to the graph of the single inequality $2x - y \geq 2$.

(b) See Figure 20. Here, because no overlapping region results, there are no points in the xy -plane that simultaneously satisfy each inequality. The system has no solution.

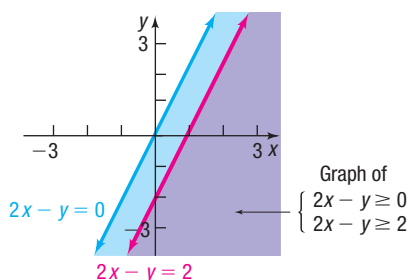


Figure 19

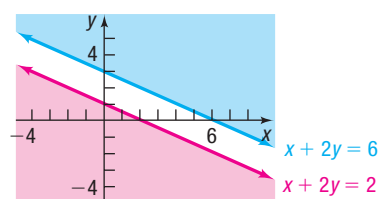


Figure 20

EXAMPLE 8

Graphing a System of Nonlinear Inequalities

Graph the region below the graph of $x + y = 2$ and above the graph of $y = x^2 - 4$ by graphing the system

$$\begin{cases} y \geq x^2 - 4 \\ x + y \leq 2 \end{cases}$$

Label all points of intersection.

Solution

Figure 21 on the next page shows the graph of the region above the graph of the parabola $y = x^2 - 4$ and below the graph of the line $x + y = 2$. The points of intersection are found by solving the system of equations

$$\begin{cases} y = x^2 - 4 \\ x + y = 2 \end{cases}$$

(continued)

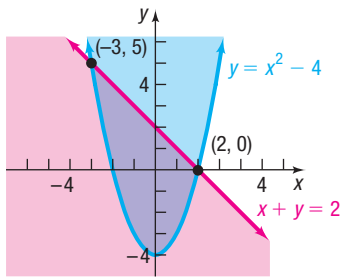


Figure 21

Use substitution to find

$$\begin{aligned} x + (x^2 - 4) &= 2 \\ x^2 + x - 6 &= 0 \\ (x + 3)(x - 2) &= 0 \\ x &= -3 \text{ or } x = 2 \end{aligned}$$

The two points of intersection are $(-3, 5)$ and $(2, 0)$.

 **Now Work** PROBLEM 37

EXAMPLE 9

Graphing a System of Four Linear Inequalities

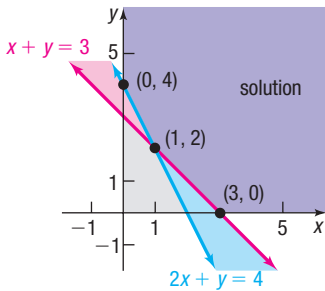


Figure 22

Graph the system:
$$\begin{cases} x + y \geq 3 \\ 2x + y \geq 4 \\ x \geq 0 \\ y \geq 0 \end{cases}$$

Solution See Figure 22. The two inequalities $x \geq 0$ and $y \geq 0$ require the graph of the system to be in quadrant I. Concentrate on the remaining two inequalities. The intersection of the graphs of these two inequalities and quadrant I is shown in dark purple.

EXAMPLE 10

Financial Planning



A retired couple can invest up to \$25,000. As their financial adviser, you recommend that they place at least \$15,000 in Treasury bills yielding 2% and at most \$5000 in corporate bonds yielding 3%.

- Using x to denote the amount of money invested in Treasury bills and y to denote the amount invested in corporate bonds, write a system of linear inequalities that describes the possible amounts of each investment. Assume that x and y are in thousands of dollars.
- Graph the system.

Solution

- The system of linear inequalities is

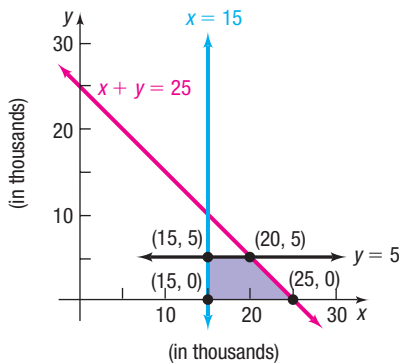


Figure 23

$$\begin{cases} x \geq 0 & \text{x and y are nonnegative variables since they represent} \\ y \geq 0 & \text{money invested, in thousands of dollars.} \\ x + y \leq 25 & \text{The total of the two investments, } x + y, \text{ cannot exceed } \$25,000. \\ x \geq 15 & \text{At least } \$15,000 \text{ in Treasury bills} \\ y \leq 5 & \text{At most } \$5000 \text{ in corporate bonds} \end{cases}$$

- See the shaded region in Figure 23. Note that the inequalities $x \geq 0$ and $y \geq 0$ require that the graph of the system be in quadrant I.

The graph of the system of linear inequalities in Figure 23 is **bounded**, because it can be contained within some circle of sufficiently large radius. A graph that cannot be contained in any circle is **unbounded**. For example, the graph of the system of linear inequalities in Figure 22 is unbounded, since it extends indefinitely in the positive x and positive y directions.

Notice in Figures 22 and 23 that those points that belong to the graph and are also points of intersection of boundary lines have been plotted. Such points are referred to as **vertices** or **corner points** of the graph. The system graphed in Figure 22 has three

corner points: $(0, 4)$, $(1, 2)$, and $(3, 0)$. The system graphed in Figure 23 has four corner points: $(15, 0)$, $(25, 0)$, $(20, 5)$, and $(15, 5)$.

These ideas are used in the next section in developing a method for solving linear programming problems, an important application of linear inequalities.

 **Now Work** PROBLEM 45

11.7 Assess Your Understanding

'Are You Prepared?' Answers are given at the end of these exercises. If you get a wrong answer, read the pages listed in red.


- Solve the inequality: $3x + 4 < 8 - x$ (pp.A76–A77)
- Graph the equation: $3x - 2y = 6$ (pp. 27–28)
- Graph the equation: $x^2 + y^2 = 9$ (pp. 35–39)
- Graph the equation: $y = x^2 + 4$ (pp. 144–149)
- True or False** The lines $2x + y = 4$ and $4x + 2y = 0$ are parallel. (pp. 28–29)
- Solve the inequality: $x^2 - 4 \leq 5$ (pp. 165–167)

Concepts and Vocabulary



- When graphing an inequality in two variables, use _____ if the inequality is strict; if the inequality is nonstrict, use a _____ mark.
- The graph of a linear equation is a line that separates the xy -plane into two regions called _____.
- True or False** The graph of a system of inequalities must have an overlapping region.
- Multiple Choice** If the graph of a system of inequalities cannot be contained in any circle, then the graph is:
 - bounded
 - unbounded
 - decomposed
 - composed

Skill Building

In Problems 11–22, graph each inequality.

- | | | | |
|---|----------------------|---|------------------------|
| 11. $x \geq 0$ | 12. $y \geq 0$ |  13. $x \geq 4$ | 14. $y \leq 2$ |
|  15. $2x + y \geq 6$ | 16. $3x + 2y \leq 6$ |  17. $x^2 + y^2 > 1$ | 18. $x^2 + y^2 \leq 9$ |
| 19. $y \leq x^2 - 1$ | 20. $y > x^2 + 2$ | 21. $xy \geq 4$ | 22. $xy \leq 1$ |


In Problems 23–34, graph each system of linear inequalities.

- | | | | |
|---|--|---|---|
|  23. $\begin{cases} x + y \leq 2 \\ 2x + y \geq 4 \end{cases}$ | 24. $\begin{cases} 3x - y \geq 6 \\ x + 2y \leq 2 \end{cases}$ | 25. $\begin{cases} 2x - y \leq 4 \\ 3x + 2y \geq -6 \end{cases}$ | 26. $\begin{cases} 4x - 5y \leq 0 \\ 2x - y \geq 2 \end{cases}$ |
| 27. $\begin{cases} 2x - 3y \leq 0 \\ 3x + 2y \leq 6 \end{cases}$ | 28. $\begin{cases} 4x - y \geq 2 \\ x + 2y \geq 2 \end{cases}$ |  29. $\begin{cases} x - 2y \leq 6 \\ 2x - 4y \geq 0 \end{cases}$ | 30. $\begin{cases} x + 4y \leq 8 \\ x + 4y \geq 4 \end{cases}$ |
| 31. $\begin{cases} 2x + y \geq -2 \\ 2x + y \geq 2 \end{cases}$ | 32. $\begin{cases} x - 4y \leq 4 \\ x - 4y \geq 0 \end{cases}$ | 33. $\begin{cases} 2x + 3y \geq 6 \\ 2x + 3y \leq 0 \end{cases}$ | 34. $\begin{cases} 2x + y \geq 0 \\ 2x + y \geq 2 \end{cases}$ |

In Problems 35–42, graph each system of inequalities.

- | | | | |
|---|---|--|--|
| 35. $\begin{cases} x^2 + y^2 \leq 9 \\ x + y \geq 3 \end{cases}$ | 36. $\begin{cases} x^2 + y^2 \geq 9 \\ x + y \leq 3 \end{cases}$ |  37. $\begin{cases} y \geq x^2 - 4 \\ y \leq x - 2 \end{cases}$ | 38. $\begin{cases} y^2 \leq x \\ y \geq x \end{cases}$ |
| 39. $\begin{cases} x^2 + y^2 \leq 16 \\ y \geq x^2 - 4 \end{cases}$ | 40. $\begin{cases} x^2 + y^2 \leq 25 \\ y \leq x^2 - 5 \end{cases}$ | 41. $\begin{cases} xy \geq 4 \\ y \geq x^2 + 1 \end{cases}$ | 42. $\begin{cases} y + x^2 \leq 1 \\ y \geq x^2 - 1 \end{cases}$ |

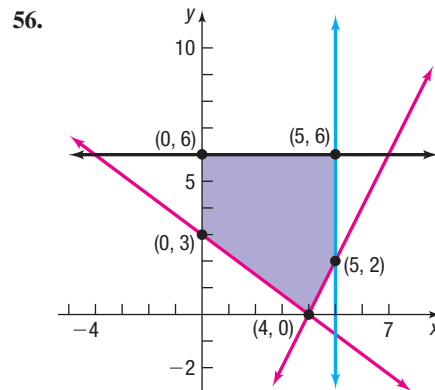
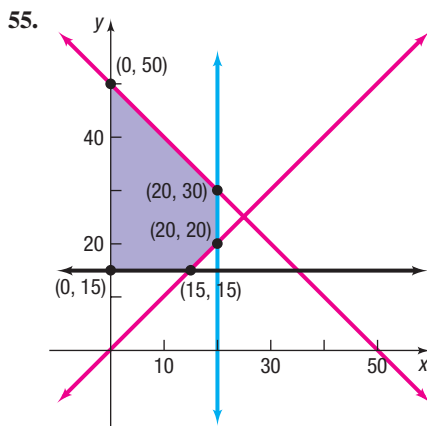
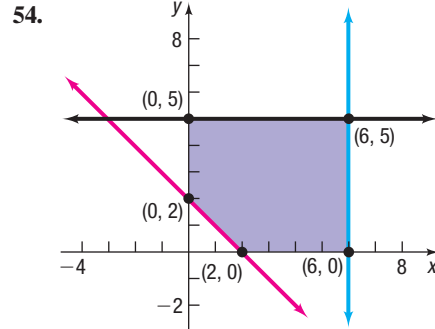
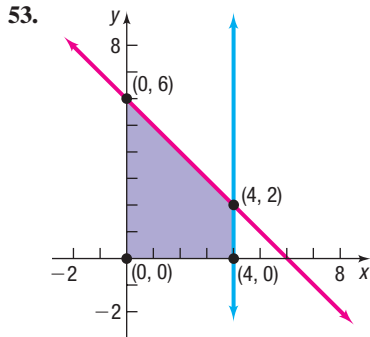
In Problems 43–52, graph each system of linear inequalities. State whether the graph is bounded or unbounded, and label the corner points.

- | | | | |
|---|--|---|---|
| 43. $\begin{cases} x \geq 0 \\ y \geq 0 \\ 2x + y \leq 6 \\ x + 2y \leq 6 \end{cases}$ | 44. $\begin{cases} x \geq 0 \\ y \geq 0 \\ x + y \geq 4 \\ 2x + 3y \geq 6 \end{cases}$ |  45. $\begin{cases} x \geq 0 \\ y \geq 0 \\ x + y \geq 2 \\ 2x + y \geq 4 \end{cases}$ | 46. $\begin{cases} x \geq 0 \\ y \geq 0 \\ 3x + y \leq 6 \\ 2x + y \leq 2 \end{cases}$ |
| 47. $\begin{cases} x \geq 0 \\ y \geq 0 \\ x + y \geq 2 \\ 2x + 3y \leq 12 \\ 3x + y \leq 12 \end{cases}$ | 48. $\begin{cases} x \geq 0 \\ y \geq 0 \\ x + y \geq 1 \\ x + y \leq 7 \\ 2x + y \leq 10 \end{cases}$ | 49. $\begin{cases} x \geq 0 \\ y \geq 0 \\ x + y \geq 2 \\ x + y \leq 8 \\ 2x + y \leq 10 \end{cases}$ | 50. $\begin{cases} x \geq 0 \\ y \geq 0 \\ x + y \geq 2 \\ x + y \leq 8 \\ x + 2y \geq 1 \end{cases}$ |

$$51. \begin{cases} x \geq 0 \\ y \geq 0 \\ x + 2y \geq 1 \\ x + 2y \leq 10 \end{cases}$$

$$52. \begin{cases} x \geq 0 \\ y \geq 0 \\ x + 2y \geq 1 \\ x + 2y \leq 10 \\ x + y \geq 2 \\ x + y \leq 8 \end{cases}$$

In Problems 53–56, write a system of linear inequalities for the given graph.



Applications and Extensions

57. Financial Planning A retired couple has up to \$50,000 to invest. As their financial adviser, you recommend that they place at least \$35,000 in Treasury bills yielding 1% and at most \$10,000 in corporate bonds yielding 3%.


(a) Using x to denote the amount of money invested in Treasury bills and y to denote the amount invested in corporate bonds, write a system of linear inequalities that describes the possible amounts of each investment.

(b) Graph the system and label the corner points.

58. Manufacturing Trucks Mike's Toy Truck Company manufactures two models of toy trucks, a standard model and a deluxe model. Each standard model requires 2 hours (h) for painting and 3 h for detail work; each deluxe model requires 3 h for painting and 4 h for detail work. Two painters and three detail workers are employed by the company, and each works 40 h per week.

(a) Using x to denote the number of standard-model trucks and y to denote the number of deluxe-model trucks, write a system of linear inequalities that describes the possible numbers of each model of truck that can be manufactured in a week.

(b) Graph the system and label the corner points.



59. Blending Coffee Bill's Coffee House, a store that specializes in coffee, has available 75 pounds (lb) of A grade coffee and 120 lb of B grade coffee. These will be blended into 1-lb packages as follows: an economy blend that contains 4 ounces (oz) of A grade coffee and 12 oz of B grade coffee, and a superior blend that contains 8 oz of A grade coffee and 8 oz of B grade coffee.

(a) Using x to denote the number of packages of the economy blend and y to denote the number of packages of the superior blend, write a system of linear inequalities that describes the possible numbers of packages of each kind of blend.

(b) Graph the system and label the corner points.

60. Mixed Nuts Nola's Nuts, a store that specializes in selling nuts, has available 90 pounds (lb) of cashews and 120 lb of peanuts. These are to be mixed in 12-ounce (oz) packages as follows: a lower-priced package containing 8 oz of peanuts and 4 oz of cashews, and a quality package containing 6 oz of peanuts and 6 oz of cashews.

- (a) Use x to denote the number of lower-priced packages, and use y to denote the number of quality packages. Write a system of linear inequalities that describes the possible numbers of each kind of package.
 (b) Graph the system and label the corner points.

61. Transporting Goods A small truck can carry no more than 1600 pounds (lb) of cargo and no more than 150 cubic

feet (ft^3) of cargo. A printer weighs 20 lb and occupies 3 ft^3 of space. A microwave oven weighs 30 lb and occupies 2 ft^3 of space.

- (a) Using x to represent the number of microwave ovens and y to represent the number of printers, write a system of linear inequalities that describes the number of ovens and printers that can be hauled by the truck.
 (b) Graph the system and label the corner points.

62. Challenge Problem Graph the system of inequalities.

$$\begin{cases} |x| + |y| \leq 4 \\ |y| \leq |x^2 - 3| \end{cases}$$

Retain Your Knowledge

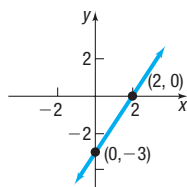
Problems 63–72 are based on material learned earlier in the course. The purpose of these problems is to keep the material fresh in your mind so that you are better prepared for the final exam.

63. Solve $2(x + 1)^2 + 8 = 0$ in the complex number system.
 64. Write the polar equation $3r = \sin \theta$ as an equation in rectangular coordinates. Identify the equation and graph it.
 65. Use the Intermediate Value Theorem to show that $f(x) = 6x^2 + 5x - 6$ has a real zero on the interval $[-1, 2]$.
 66. Solve the equation $2 \cos^2 \theta - \cos \theta - 1 = 0$ for $0 \leq \theta < 2\pi$.
 67. Solve: $x - 2 \leq -4x + 3 \leq x + 18$
 68. If \$7500 is invested in an account paying 3.25% interest compounded daily, how much money will be in the account after 5 years?
 69. The horsepower P needed to propel a boat through water is directly proportional to the cube of the boat's speed s . If a boat needs 150 horsepower to travel 12 miles per hour, what horsepower does it need to travel 6 miles per hour?
 70. Change $y = \log_5 x$ to an equivalent statement involving an exponent.
 71. Given $f(x) = \frac{2}{x - 5}$ and $g(x) = \sqrt{x + 2}$, find the domain of $(f \circ g)(x)$.
 72. Consider the functions $f(x) = x^3 - 7x^2 - 5x + 4$ and $f'(x) = 3x^2 - 14x - 5$. Given that f is increasing where $f'(x) > 0$ and f is decreasing where $f'(x) < 0$, find where f is increasing and where f is decreasing.

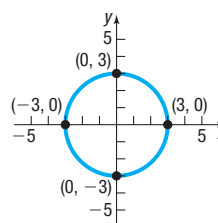
'Are You Prepared?' Answers

1. $\{x | x < 1\}$ or $(-\infty, 1)$

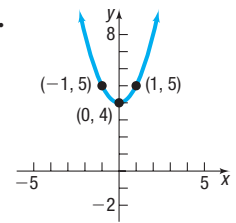
2.



3.



4.



5. True

6. $\{x | -3 \leq x \leq 3\}$ or $[-3, 3]$

11.8 Linear Programming

OBJECTIVES 1 Set Up a Linear Programming Problem (p. 802)

2 Solve a Linear Programming Problem (p. 802)

Historically, linear programming evolved as a technique for solving problems involving resource allocation of goods and materials for the U.S. Air Force during World War II. Today, linear programming techniques are used to solve a wide variety of problems, such as optimizing airline scheduling. Although most practical linear programming problems involve systems of several hundred linear inequalities containing several hundred variables, we limit our discussion to problems containing only two variables, because we can solve such problems using graphing techniques.*

*The **simplex method** is a way to solve linear programming problems involving many inequalities and variables. Developed by George Dantzig in 1946, it is particularly well suited for computerization. In 1984, Narendra Karmarkar of Bell Laboratories discovered a way to improve the simplex method.

1 Set Up a Linear Programming Problem

Let's begin by returning to Example 10 from Section 11.7.

EXAMPLE 1

Financial Planning



A retired couple has up to \$25,000 to invest. As their financial adviser, you recommend that they place at least \$15,000 in Treasury bills yielding 2% and at most \$5000 in corporate bonds yielding 3%. Develop a model that can be used to determine how much money they should place in each investment so that income is maximized.

Solution

The problem is typical of a *linear programming problem*. The problem requires that a certain linear function, the income, be maximized. If I represents income, x the amount invested in Treasury bills at 2%, and y the amount invested in corporate bonds at 3%, then

$$I = 0.02x + 0.03y$$

Assume, as before, that I , x , and y are in thousands of dollars.

The linear function $I = 0.02x + 0.03y$ is called the **objective function**. Further, the problem requires that the maximum income be achieved under certain conditions, or **constraints**, each of which is a linear inequality involving the variables. (See Example 10 in Section 11.7.) The linear programming problem is modeled as

$$\text{Maximize } I = 0.02x + 0.03y$$

subject to the constraints

$$\begin{cases} x \geq 0 \\ y \geq 0 \\ x + y \leq 25 \\ x \geq 15 \\ y \leq 5 \end{cases}$$

In general, every linear programming problem has two components:

- A linear objective function that is to be maximized or minimized
- A collection of linear inequalities that must be satisfied simultaneously

DEFINITION Linear Programming Problem

A **linear programming problem** in two variables x and y consists of maximizing (or minimizing) a linear objective function

$$z = Ax + By \quad A \text{ and } B \text{ are real numbers, not both } 0$$

subject to certain constraints, or conditions, expressible as linear inequalities in x and y .

2 Solve a Linear Programming Problem

To maximize (or minimize) the quantity $z = Ax + By$, we need to identify points (x, y) that make the expression for z the largest (or smallest) possible. But not all points (x, y) are eligible; only those that also satisfy each linear inequality (constraint) can be used. Each point (x, y) that satisfies the system of linear inequalities (the constraints) is a **feasible point**. Linear programming problems seek the feasible point(s) that maximizes (or minimizes) the objective function.

Look again at the linear programming problem in Example 1.

EXAMPLE 2

Analyzing a Linear Programming Problem

Consider the linear programming problem

$$\text{Maximize } I = 0.02x + 0.03y$$

subject to the constraints

$$\begin{cases} x \geq 0 \\ y \geq 0 \\ x + y \leq 25 \\ x \geq 15 \\ y \leq 5 \end{cases}$$

Graph the constraints. Then graph the objective function for $I = 0, 0.3, 0.45, 0.55,$ and 0.6 .

Solution

Figure 24 shows the graph of the constraints. We superimpose on this graph the graph of the objective function for the given values of I .

For $I = 0$, the objective function is the line $0 = 0.02x + 0.03y$.

For $I = 0.3$, the objective function is the line $0.3 = 0.02x + 0.03y$.

For $I = 0.45$, the objective function is the line $0.45 = 0.02x + 0.03y$.

For $I = 0.55$, the objective function is the line $0.55 = 0.02x + 0.03y$.

For $I = 0.6$, the objective function is the line $0.6 = 0.02x + 0.03y$.

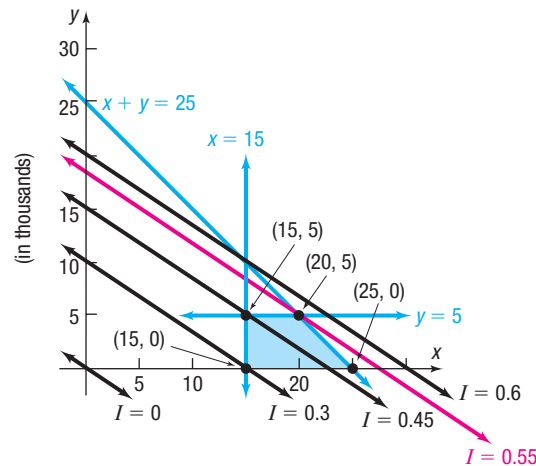


Figure 24

DEFINITION Solution to a Linear Programming Problem

A **solution** to a linear programming problem consists of a feasible point that maximizes (or minimizes) the objective function, together with the corresponding value of the objective function.

RECALL: The graph of a system of linear inequalities is bounded if it can be enclosed by a circle of sufficiently large radius. ■

One condition for a linear programming problem in two variables to have a solution is that the graph of the feasible points be bounded.

If none of the feasible points maximizes (or minimizes) the objective function or if there are no feasible points, the linear programming problem has no solution.

Consider the linear programming problem posed in Example 2, and look again at Figure 24. The feasible points are the points that lie in the shaded region. For example, $(20, 3)$ is a feasible point, as are $(15, 5)$, $(20, 5)$, $(18, 4)$, and so on. To find the solution of the problem requires finding a feasible point (x, y) that makes $I = 0.02x + 0.03y$ as large as possible.

Notice that as I increases in value from $I = 0$ to $I = 0.3$ to $I = 0.45$ to $I = 0.55$ to $I = 0.6$, the result is a collection of parallel lines. Further, notice that the largest value of I that can be obtained using feasible points is $I = 0.55$, which corresponds to the line $0.55 = 0.02x + 0.03y$. Any larger value of I results in a line that does not pass through any feasible points. Finally, notice that the feasible point that yields $I = 0.55$ is the point $(20, 5)$, a corner point. These observations form the basis of the following results, which are stated without proof.

THEOREM Location of the Solution of a Linear Programming Problem

- If a linear programming problem has a solution, it is located at a corner point of the graph of the feasible points.
- If a linear programming problem has multiple solutions, at least one of them is located at a corner point of the graph of the feasible points.
- In either case, the corresponding value of the objective function is unique.

We do not consider linear programming problems that have no solution. As a result, we can outline the procedure for solving a linear programming problem as follows:

Steps for Solving a Linear Programming Problem

- STEP 1:** Assign symbols for the variables in the problem, and write an expression for the quantity to be maximized (or minimized). This expression is the objective function.
- STEP 2:** Write all the constraints as a system of linear inequalities.
- STEP 3:** Graph the system (the set of feasible points) and find the corner points.
- STEP 4:** Evaluate the objective function at each corner point. The largest (or smallest) of these is the solution.

EXAMPLE 3

Solving a Minimum Linear Programming Problem

Minimize the objective function

$$z = 2x + 3y$$

subject to the constraints

$$y \leq 5 \quad x \leq 6 \quad x + y \geq 2 \quad x \geq 0 \quad y \geq 0$$

Solution

STEP 1: We want to minimize the objective function $z = 2x + 3y$.

STEP 2: The constraints form the system of linear inequalities

$$\begin{cases} y \leq 5 \\ x \leq 6 \\ x + y \geq 2 \\ x \geq 0 \\ y \geq 0 \end{cases}$$

STEP 3: The graph of this system (the set of feasible points) is shown as the shaded region in Figure 25. The corner points are labeled.

STEP 4: Table 1 lists the corner points and the corresponding values of the objective function. From the table, the minimum value of z is 4, and it occurs at the point $(2, 0)$.

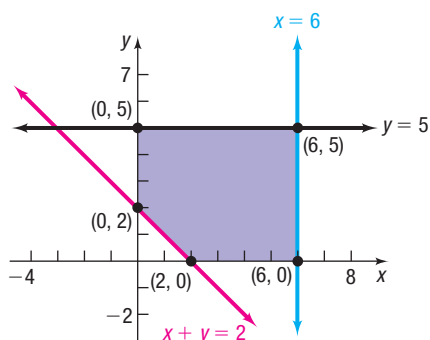


Figure 25

Table 1

Corner Point (x, y)	Value of the Objective Function $z = 2x + 3y$
$(0, 2)$	$z = 2 \cdot 0 + 3 \cdot 2 = 6$
$(0, 5)$	$z = 2 \cdot 0 + 3 \cdot 5 = 15$
$(6, 5)$	$z = 2 \cdot 6 + 3 \cdot 5 = 27$
$(6, 0)$	$z = 2 \cdot 6 + 3 \cdot 0 = 12$
$(2, 0)$	$z = 2 \cdot 0 + 3 \cdot 0 = 0$

 **Now Work** PROBLEMS 5 AND 11

EXAMPLE 4**Maximizing Profit**

At the end of every month, after filling orders for its regular customers, a coffee company has some pure Colombian coffee and some special-blend coffee remaining. The practice of the company has been to package a mixture of the two coffees into 1-pound (lb) packages as follows: a low-grade mixture containing 4 ounces (oz) of Colombian coffee and 12 oz of special-blend coffee, and a high-grade mixture containing 8 oz of Colombian and 8 oz of special-blend coffee. A profit of \$1.25 per package is made on the low-grade mixture, whereas a profit of \$1.75 per package is made on the high-grade mixture. This month, 120 lb of special-blend coffee and 100 lb of pure Colombian coffee remain. How many packages of each mixture should be prepared to achieve a maximum profit? Assume that all packages prepared can be sold.

Solution

STEP 1: Begin by assigning symbols for the two variables.

x = Number of packages of the low-grade mixture

y = Number of packages of the high-grade mixture

The goal is to maximize the profit subject to constraints on x and y . If P denotes the profit, then the objective function is

$$P = \$1.25x + \$1.75y$$

STEP 2: Because x and y represent numbers of packages, the only meaningful values for x and y are nonnegative integers. This yields the two constraints

$$x \geq 0 \quad y \geq 0 \quad \text{Nonnegative constraints}$$

There is only so much of each type of coffee available. For example, the total amount of Colombian coffee used in the two mixtures cannot exceed 100 lb, or 1600 oz. Because 4 oz are used in each low-grade package and 8 oz are used in each high-grade package, this leads to the constraint

$$4x + 8y \leq 1600 \quad \text{Colombian coffee constraint}$$

Similarly, the supply of 120 lb, or 1920 oz, of special-blend coffee leads to the constraint

$$12x + 8y \leq 1920 \quad \text{Special-blend coffee constraint}$$

The linear programming problem is

$$\text{Maximize} \quad P = 1.25x + 1.75y$$

subject to the constraints

$$x \geq 0 \quad y \geq 0 \quad 4x + 8y \leq 1600 \quad 12x + 8y \leq 1920 \quad (\text{continued})$$

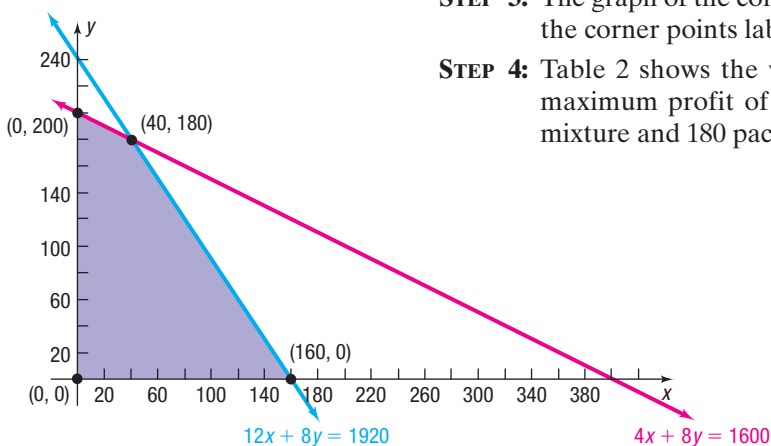


Figure 26

STEP 3: The graph of the constraints (the feasible points) is shown in Figure 26 with the corner points labeled.

STEP 4: Table 2 shows the value of P at each corner point. From the table, the maximum profit of \$365 is achieved with 40 packages of the low-grade mixture and 180 packages of the high-grade mixture.

Table 2

Corner Point (x, y)	Value of Profit $P = 1.25x + 1.75y$
(0, 0)	$P = 0$
(0, 200)	$P = 1.25 \cdot 0 + 1.75 \cdot 200 = \350
(40, 180)	$P = 1.25 \cdot 40 + 1.75 \cdot 180 = \365
(160, 0)	$P = 1.25 \cdot 160 + 1.75 \cdot 0 = \200

 **Now Work** PROBLEM 19

11.8 Assess Your Understanding

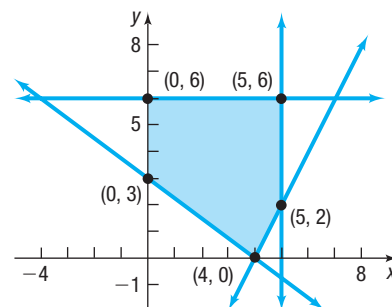
Concepts and Vocabulary

- A linear programming problem requires that a linear expression, called the _____, be maximized or minimized.
- True or False** If a linear programming problem has a solution, it is located at a corner point of the graph of the feasible points.

Skill Building

In Problems 3–8, find the maximum and minimum value of the given objective function of a linear programming problem. The figure illustrates the graph of the feasible points.

- $z = x + y$
- $z = 2x + 3y$
- $z = x + 10y$
- $z = 10x + y$
- $z = 5x + 7y$
- $z = 7x + 5y$



In Problems 9–18, solve each linear programming problem.

- Maximize $z = 2x + y$ subject to the constraints $x \geq 0$, $y \geq 0$, $x + y \leq 6$, $x + y \geq 1$
- Maximize $z = x + 3y$ subject to the constraints $x \geq 0$, $y \geq 0$, $x + y \geq 3$, $x \leq 5$, $y \leq 7$
- Minimize $z = 2x + 5y$ subject to the constraints $x \geq 0$, $y \geq 0$, $x + y \geq 2$, $x \leq 5$, $y \leq 3$
- Minimize $z = 3x + 4y$ subject to the constraints $x \geq 0$, $y \geq 0$, $2x + 3y \geq 6$, $x + y \leq 8$
- Maximize $z = 3x + 5y$ subject to the constraints $x \geq 0$, $y \geq 0$, $x + y \geq 2$, $2x + 3y \leq 12$, $3x + 2y \leq 12$
- Maximize $z = 5x + 3y$ subject to the constraints $x \geq 0$, $y \geq 0$, $x + y \geq 2$, $x + y \leq 8$, $2x + y \leq 10$
- Minimize $z = 5x + 4y$ subject to the constraints $x \geq 0$, $y \geq 0$, $x + y \geq 2$, $2x + 3y \leq 12$, $3x + y \leq 12$
- Minimize $z = 2x + 3y$ subject to the constraints $x \geq 0$, $y \geq 0$, $x + y \geq 3$, $x + y \leq 9$, $x + 3y \geq 6$
- Maximize $z = 5x + 2y$ subject to the constraints $x \geq 0$, $y \geq 0$, $x + y \leq 10$, $2x + y \geq 10$, $x + 2y \geq 10$
- Maximize $z = 2x + 4y$ subject to the constraints $x \geq 0$, $y \geq 0$, $2x + y \geq 4$, $x + y \leq 9$

Applications and Extensions

- 19. Maximizing Profit** A manufacturer of skis produces two types: downhill and cross-country. Use the following table to determine how many of each kind of ski should be produced to achieve a maximum profit. What is the maximum profit? What would the maximum profit be if the time available for manufacturing were increased to 48 hours?

	Downhill	Cross-country	Time Available
Manufacturing time per ski	2 hours	1 hour	40 hours
Finishing time per ski	1 hour	1 hour	32 hours
Profit per ski	\$70	\$50	

- 20. Farm Management** A farmer has 70 acres of land available for planting either soybeans or wheat. The cost of preparing the soil, the workdays required, and the expected profit per acre planted for each type of crop are given in the following table.

	Soybeans	Wheat
Preparation cost per acre	\$60	\$30
Workdays required per acre	3	4
Profit per acre	\$180	\$100

The farmer cannot spend more than \$1800 in preparation costs and cannot use a total of more than 120 workdays. How many acres of each crop should be planted to maximize the profit? What is the maximum profit? What is the maximum profit if the farmer is willing to spend no more than \$2400 on preparation?

- 21. Banquet Seating** A banquet hall offers two types of tables for rent: 6-person rectangular tables at a cost of \$28 each and 10-person round tables at a cost of \$52 each. Kathleen would like to rent the hall for a wedding banquet and needs tables for 250 people. The hall can have a maximum of 35 tables, and the hall has only 15 rectangular tables available. How many of each type of table should be rented to minimize cost and what is the minimum cost?

Source: facilities.princeton.edu

- 22. Spring Break** The student activities department of a community college plans to rent buses and vans for a spring-break trip. Each bus has 40 regular seats and 1 special seat designed to accommodate travelers with disabilities. Each van has 8 regular seats and 3 special seats. The rental cost is \$350 for each van and \$975 for each bus. If 320 regular and 36 special seats are required for the trip, how many vehicles of each type should be rented to minimize cost?

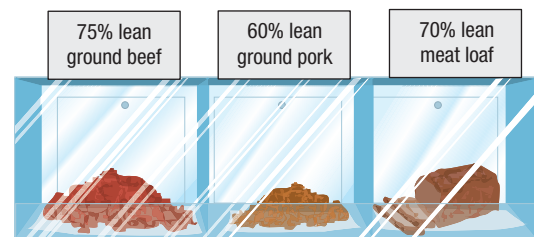
Source: www.busrates.com

- 23. Return on Investment** An investment broker is instructed by her client to invest up to \$20,000, some in a junk bond yielding 9% per annum and some in Treasury bills yielding 7% per annum. The client wants to invest at least \$8000 in T-bills and no more than \$12,000 in the junk bond.

- (a) How much should the broker recommend that the client place in each investment to maximize income if the client insists that the amount invested in T-bills must equal or exceed the amount placed in the junk bond?
- (b) How much should the broker recommend that the client place in each investment to maximize income if the client insists that the amount invested in T-bills must not exceed the amount placed in the junk bond?

- 24. Production Scheduling** In a factory, machine 1 produces 8-inch (in.) pliers at the rate of 60 units per hour (h) and 6-in. pliers at the rate of 70 units/h. Machine 2 produces 8-in. pliers at the rate of 40 units/h and 6-in. pliers at the rate of 20 units/h. It costs \$50/h to operate machine 1, and machine 2 costs \$30/h to operate. The production schedule requires that at least 240 units of 8-in. pliers and at least 140 units of 6-in. pliers be produced during each 10-h day. Which combination of machines will cost the least money to operate?

- 25. Managing a Meat Market** A meat market combines ground beef and ground pork in a single package for meat loaf. The ground beef is 75% lean (75% beef, 25% fat) and costs the market \$2.25 per pound (lb). The ground pork is 60% lean and costs the market \$1.35/lb. The meat loaf must be at least 70% lean. If the market wants to make at least 180 lb of meat loaf by using at least 50 lb of its available pork, but no more than 200 lb of its available ground beef, how much ground beef should be mixed with ground pork so that the cost is minimized?



- 26. Ice Cream** The Mom and Pop Ice Cream Company makes two kinds of chocolate ice cream: regular and premium. The properties of 1 gallon (gal) of each type are shown in the table:



	Regular	Premium
Flavoring	24 oz	20 oz
Milk-fat products	12 oz	20 oz
Shipping weight	5 lbs	6 lbs
Profit	\$0.75	\$0.90

In addition, current commitments require the company to make at least 1 gal of premium for every 4 gal of regular. Each day, the company has available 725 pounds (lb) of flavoring and 425 lb of milk-fat products. If the company can ship no more than 3000 lb of product per day, how many gallons of each type should be produced daily to maximize profit?

Source: www.scitoys.com/ingredients/ice_cream.html

27. Maximizing Profit on Ice Skates A factory manufactures two kinds of ice skates: racing skates and figure skates. The racing skates require 6 work-hours in the fabrication department, whereas the figure skates require 4 work-hours there. The racing skates require 1 work-hour in the finishing department, whereas the figure skates require 2 work-hours there. The fabricating department has available at most 120 work-hours per day, and the finishing department has no more than 40 work-hours per day available. If the profit on each racing skate is \$10 and the profit on each figure skate is \$12, how many of each should be manufactured each day to maximize profit? (Assume that all skates made are sold.)

28. Financial Planning A retired couple have up to \$50,000 to place in fixed-income securities. Their financial adviser suggests two securities to them: one is an AAA bond that yields 8% per annum; the other is a certificate of deposit (CD) that yields 4%. After careful consideration of the alternatives, the couple decide to place at most \$20,000 in the AAA bond and at least \$15,000 in the CD. They also instruct the financial adviser to place at least as much in the CD as in the AAA bond. How should the financial adviser proceed to maximize the return on their investment?

29. Product Design An entrepreneur is having a design group produce at least six samples of a new kind of fastener that he wants to market. It costs \$9.00 to produce each metal fastener and \$4.00 to produce each plastic fastener. He wants to have at least two of each version of the fastener and needs to have all the samples 24 hours (h) from now. It takes 4 h to produce each metal sample and 2 h to produce each plastic sample. To minimize the cost of the samples, how many of each kind should the entrepreneur order? What will be the cost of the samples?

30. Animal Nutrition Kevin's dog Amadeus likes two kinds of canned dog food. Gourmet Dog costs \$1.40 per can and has 20 units of a vitamin complex; the calorie content is 75 calories. Chow Hound costs \$1.12 per can and has 35 units of vitamins and 50 calories. Kevin likes Amadeus to have at least 1175 units of vitamins a month and at least 2375 calories during the same time period. Kevin has space to store only 60 cans of dog food at a time. How much of each kind of dog food should Kevin buy each month to minimize his cost?

31. Airline Revenue An airline has two classes of service: first class and coach. Management's experience has been that each aircraft should have at least 8 but no more than 16 first-class seats and at least 80 but no more than 120 coach seats.

(a) If management decides that the ratio of first class to coach seats should never exceed 1:12, with how many of each type of seat should an aircraft be configured to maximize revenue?

(b) If management decides that the ratio of first class to coach seats should never exceed 1:8, with how many of each type of seat should an aircraft be configured to maximize revenue?

(c) If you were management, what would you do?

[Hint: Assume that the airline charges \$ C for a coach seat and \$ F for a first-class seat; $C > 0$, $F > C$.]

32. Challenge Problem Maximize $z = 10x + 4y$ subject to the constraints $x \geq 0$, $y \geq 0$, $4x - y \geq -9$, $x - 2y \geq -25$, $x + 2y \leq 31$, $x + y \leq 19$, $4x + y \leq 43$, $5x - y \leq 38$, $x - 2y \leq 4$

Explaining Concepts: Discussion and Writing

33. Explain in your own words what a linear programming problem is and how it can be solved.

Retain Your Knowledge

Problems 34–43 are based on material learned earlier in the course. The purpose of these problems is to keep the material fresh in your mind so that you are better prepared for the final exam.

34. Solve: $2m^{2/5} - m^{1/5} = 1$

35. Graph $y = -\tan\left(x - \frac{\pi}{2}\right)$ for at least two periods. Use the graph to determine the domain and range.

36. Radioactive Decay The half-life of titanium-44 is 63 years. How long will it take 200 grams to decay to 75 grams? Round to one decimal place.

37. Find the equation of the line that is parallel to $y = 3x + 11$ and passes through the point $(-2, 1)$.

38. The sum of two numbers is 16. If the larger number is 4 less than 3 times the smaller number, find the two numbers.

39. What amount must be invested at 4% interest compounded daily to have \$15,000 in 3 years?

40. Find an equation of the ellipse that has vertices $(0, \pm 5)$ and foci $(0, \pm 3)$.

41. If $f(x) = \frac{2x - 7}{5x + 1}$, find $f^{-1}(x)$.

42. Factor completely: $30x^2(x - 7)^{3/2} + 15x^3(x - 7)^{1/2}$

43. Consider the functions $f(x) = \frac{1}{3}x^3 - 3x^2 + 5x + 7$

and $f''(x) = 2x - 6$. Given that f is concave up where $f''(x) > 0$ and f is concave down where $f''(x) < 0$, find where f is concave up and where f is concave down.

Chapter Review

Things to Know

Systems of equations (pp. 720–722)

Systems with no solutions are inconsistent. Systems with a solution are consistent.

Consistent systems of linear equations have either a unique solution (independent) or an infinite number of solutions (dependent).

Matrix (p. 735)

Rectangular array of numbers, called entries

Augmented matrix (p. 735)

Row operations (p. 736)

Row echelon form (p. 737)

Reduced row echelon form (p. 740)

Determinants and Cramer's Rule (pp. 748–756)

Matrix Algebra (pp. 759–771)

m by n matrix (p. 760)

Matrix with m rows and n columns

Identity matrix I_n (p. 767)

An n by n square matrix whose diagonal entries are 1's, while all other entries are 0's

Inverse of a matrix (p. 767)

A^{-1} is the inverse of A if $AA^{-1} = A^{-1}A = I_n$.

Nonsingular matrix (p. 768)

A square matrix that has an inverse

Linear programming problem (p. 802)

Maximize (or minimize) a linear objective function, $z = Ax + By$, subject to certain conditions, or constraints, expressible as linear inequalities in x and y . A feasible point (x, y) is a point that satisfies the constraints (linear inequalities) of a linear programming problem.

Location of the solution of a linear programming problem (p. 804)

If a linear programming problem has a solution, it is located at a corner point of the graph of the feasible points. If a linear programming problem has multiple solutions, at least one of them is located at a corner point of the graph of the feasible points. In either case, the corresponding value of the objective function is unique.

Objectives

Section	You should be able to . . .	Examples(s)	Review Exercises
11.1	1 Solve systems of equations by substitution (p. 723)	4	1–7, 56, 59
	2 Solve systems of equations by elimination (p. 723)	5, 6	1–7, 56, 59
	3 Identify inconsistent systems of equations containing two variables (p. 725)	7	5, 54
	4 Express the solution of a system of dependent equations containing two variables (p. 725)	8	7, 53
	5 Solve systems of three equations containing three variables (p. 726)	9, 12	8–10, 55, 57, 60
	6 Identify inconsistent systems of equations containing three variables (p. 728)	10	10
	7 Express the solution of a system of dependent equations containing three variables (p. 728)	11	9
11.2	1 Write the augmented matrix of a system of linear equations (p. 735)	1	20–25
	2 Write the system of equations from the augmented matrix (p. 736)	2	11, 12
	3 Perform row operations on a matrix (p. 736)	3, 4	20–25
	4 Solve a system of linear equations using matrices (p. 737)	5–10	20–25
11.3	1 Evaluate 2 by 2 determinants (p. 748)	1	26
	2 Use Cramer's Rule to solve a system of two equations containing two variables (p. 749)	2	29, 30
	3 Evaluate 3 by 3 determinants (p. 751)	4	27, 28
	4 Use Cramer's Rule to solve a system of three equations containing three variables (p. 753)	5	31
	5 Know properties of determinants (p. 755)	6–9	32, 33

(continued)

Section	You should be able to . . .	Examples(s)	Review Exercises
11.4	1 Find the sum and difference of two matrices (p. 760)	3, 4	13
	2 Find scalar multiples of a matrix (p. 762)	5	14
	3 Find the product of two matrices (p. 763)	6–11	15, 16
	4 Find the inverse of a matrix (p. 767)	12–14	17–19
	5 Solve a system of linear equations using an inverse matrix (p. 771)	15	20–25
11.5	1 Decompose $\frac{P}{Q}$ where Q has only nonrepeated linear factors (p. 778)	2	34
	2 Decompose $\frac{P}{Q}$ where Q has repeated linear factors (p. 779)	3, 4	35
	3 Decompose $\frac{P}{Q}$ where Q has a nonrepeated irreducible quadratic factor (p. 781)	5	36, 38
	4 Decompose $\frac{P}{Q}$ where Q has a repeated irreducible quadratic factor (p. 782)	6	37
11.6	1 Solve a system of nonlinear equations using substitution (p. 785)	1, 3	39–43
	2 Solve a system of nonlinear equations using elimination (p. 786)	2, 4, 5	39–43
11.7	1 Graph an inequality (p. 794)	2–4	44, 45
	2 Graph a system of inequalities (p. 796)	5–10	46–50, 58
11.8	1 Set up a linear programming problem (p. 802)	1	61
	2 Solve a linear programming problem (p. 802)	2–4	51, 52, 61

Review Exercises

In Problems 1–10, solve each system of equations using the method of substitution or the method of elimination. If the system has no solution, state that it is inconsistent.

$$\begin{array}{llll}
 1. \begin{cases} 2x - y = 5 \\ 5x + 2y = 8 \end{cases} & 2. \begin{cases} 3x - 4y = 4 \\ x - 3y = \frac{1}{2} \end{cases} & 3. \begin{cases} x - 2y - 4 = 0 \\ 3x + 2y - 4 = 0 \end{cases} & 4. \begin{cases} y = 2x - 5 \\ x = 3y + 4 \end{cases} \\
 5. \begin{cases} x - 3y + 4 = 0 \\ \frac{1}{2}x - \frac{3}{2}y + \frac{4}{3} = 0 \end{cases} & 6. \begin{cases} 2x + 3y - 13 = 0 \\ 3x - 2y = 0 \end{cases} & 7. \begin{cases} 2x + 5y = 10 \\ 4x + 10y = 20 \end{cases} & 8. \begin{cases} x + 2y - z = 6 \\ 2x - y + 3z = -13 \\ 3x - 2y + 3z = -16 \end{cases} \\
 9. \begin{cases} 2x - 4y + z = -15 \\ x + 2y - 4z = 27 \\ 5x - 6y - 2z = -3 \end{cases} & 10. \begin{cases} x - 4y + 3z = 15 \\ -3x + y - 5z = -5 \\ -7x - 5y - 9z = 10 \end{cases} & &
 \end{array}$$

In Problems 11 and 12, write the system of equations that corresponds to the given augmented matrix.

$$\begin{array}{ll}
 11. \left[\begin{array}{cc|c} 3 & 2 & 8 \\ 1 & 4 & -1 \end{array} \right] & 12. \left[\begin{array}{ccc|c} 1 & 2 & 5 & -2 \\ 5 & 0 & -3 & 8 \\ 2 & -1 & 0 & 0 \end{array} \right]
 \end{array}$$

In Problems 13–16, use the following matrices to compute each expression.

$$A = \begin{bmatrix} 1 & 0 \\ 2 & 4 \\ -1 & 2 \end{bmatrix} \quad B = \begin{bmatrix} 4 & -3 & 0 \\ 1 & 1 & -2 \end{bmatrix} \quad C = \begin{bmatrix} 3 & -4 \\ 1 & 5 \\ 5 & 2 \end{bmatrix}$$

13. $A + C$

14. $6A$

15. AB

16. BC

In Problems 17–19, find the inverse, if there is one, of each matrix. If there is no inverse, state that the matrix is singular.

17. $\begin{bmatrix} 4 & 6 \\ 1 & 3 \end{bmatrix}$

18. $\begin{bmatrix} 1 & 3 & 3 \\ 1 & 2 & 1 \\ 1 & -1 & 2 \end{bmatrix}$

19. $\begin{bmatrix} 4 & -8 \\ -1 & 2 \end{bmatrix}$

In Problems 20–25, solve each system of equations using matrices. If the system has no solution, state that it is inconsistent.

$$20. \begin{cases} 3x - 2y = 1 \\ 10x + 10y = 5 \end{cases}$$

$$21. \begin{cases} 5x - 6y - 3z = 6 \\ 4x - 7y - 2z = -3 \\ 3x + y - 7z = 1 \end{cases}$$

$$22. \begin{cases} 2x + y + z = 5 \\ 4x - y - 3z = 1 \\ 8x + y - z = 5 \end{cases}$$

$$23. \begin{cases} x - 2z = 1 \\ 2x + 3y = -3 \\ 4x - 3y - 4z = 3 \end{cases}$$

$$24. \begin{cases} x - y + z = 0 \\ x - y - 5z - 6 = 0 \\ 2x - 2y + z - 1 = 0 \end{cases}$$

$$25. \begin{cases} x - y - z - t = 1 \\ 2x + y - z + 2t = 3 \\ x - 2y - 2z - 3t = 0 \\ 3x - 4y + z + 5t = -3 \end{cases}$$

In Problems 26–28, find the value of each determinant.

$$26. \begin{vmatrix} 3 & 4 \\ 1 & 3 \end{vmatrix}$$

$$27. \begin{vmatrix} 1 & 4 & 0 \\ -1 & 2 & 6 \\ 4 & 1 & 3 \end{vmatrix}$$

$$28. \begin{vmatrix} 2 & 1 & -3 \\ 5 & 0 & 1 \\ 2 & 6 & 0 \end{vmatrix}$$

In Problems 29–31, use Cramer's Rule, if applicable, to solve each system.

$$29. \begin{cases} x - 2y = 4 \\ 3x + 2y = 4 \end{cases}$$

$$30. \begin{cases} 2x + 3y - 13 = 0 \\ 3x - 2y = 0 \end{cases}$$

$$31. \begin{cases} x + 2y - z = 6 \\ 2x - y + 3z = -13 \\ 3x - 2y + 3z = -16 \end{cases}$$

In Problems 32 and 33, use properties of determinants to find the value of each determinant if it is known that $\begin{vmatrix} x & y \\ a & b \end{vmatrix} = 8$.

$$32. \begin{vmatrix} 2x & y \\ 2a & b \end{vmatrix}$$

$$33. \begin{vmatrix} y & x \\ b & a \end{vmatrix}$$

In Problems 34–38, find the partial fraction decomposition of each rational expression.

$$34. \frac{6}{x(x-4)}$$

$$35. \frac{x-4}{x^2(x-1)}$$

$$36. \frac{x}{(x^2+9)(x+1)}$$

$$37. \frac{x^3}{(x^2+4)^2}$$

$$38. \frac{x^2}{(x^2+1)(x^2-1)}$$

In Problems 39–43, solve each system of equations.

$$39. \begin{cases} 2x + y + 3 = 0 \\ x^2 + y^2 = 5 \end{cases}$$

$$40. \begin{cases} 2xy + y^2 = 10 \\ 3y^2 - xy = 2 \end{cases}$$

$$41. \begin{cases} x^2 + y^2 = 6y \\ x^2 = 3y \end{cases}$$

$$42. \begin{cases} 3x^2 + 4xy + 5y^2 = 8 \\ x^2 + 3xy + 2y^2 = 0 \end{cases}$$

$$43. \begin{cases} x^2 - 3x + y^2 + y = -2 \\ \frac{x^2 - x}{y} + y + 1 = 0 \end{cases}$$

In Problems 44 and 45 graph each inequality.

$$44. 3x + 4y \leq 12$$

$$45. y \leq x^2$$

In Problems 46–48, graph each system of inequalities. State whether the graph is bounded or unbounded, and label the corner points.

$$46. \begin{cases} -2x + y \leq 2 \\ x + y \geq 2 \end{cases}$$

$$47. \begin{cases} x \geq 0 \\ y \geq 0 \\ x + y \leq 4 \\ 2x + 3y \leq 6 \end{cases}$$

$$48. \begin{cases} x \geq 0 \\ y \geq 0 \\ 2x + y \leq 8 \\ x + 2y \geq 2 \end{cases}$$

In Problems 49 and 50, graph each system of inequalities.

$$49. \begin{cases} x^2 + y^2 \leq 16 \\ x + y \geq 2 \end{cases}$$

$$50. \begin{cases} y \leq x^2 \\ xy \leq 4 \end{cases}$$

In Problems 51 and 52, solve each linear programming problem.

$$51. \text{ Maximize } z = 3x + 4y \text{ subject to the constraints } x \geq 0, y \geq 0, 3x + 2y \geq 6, x + y \leq 8$$

$$52. \text{ Minimize } z = 3x + 5y \text{ subject to the constraints } x \geq 0, y \geq 0, x + y \geq 1, 3x + 2y \leq 12, x + 3y \leq 12$$

$$53. \text{ Find } A \text{ so that the system of equations has infinitely many solutions.}$$


$$\begin{cases} 2x + 5y = 5 \\ 4x + 10y = A \end{cases}$$

$$54. \text{ Find } A \text{ so that the system in Problem 53 is inconsistent.}$$

$$55. \text{ Curve Fitting Find the quadratic function } y = ax^2 + bx + c \text{ that passes through the three points } (0, 1), (1, 0), \text{ and } (-2, 1).$$

- 56. Blending Coffee** A coffee distributor is blending a new coffee that will cost \$6.90 per pound. It will consist of a blend of \$6.00-per-pound coffee and \$9.00-per-pound coffee. What amounts of each type of coffee should be mixed to achieve the desired blend?

[Hint: Assume that the weight of the blended coffee is 100 pounds.]



- 57. Cookie Orders** A cookie company makes three kinds of cookies (oatmeal raisin, chocolate chip, and shortbread) packaged in small, medium, and large boxes. The small box contains 1 dozen oatmeal raisin and 1 dozen chocolate chip; the medium box has 2 dozen oatmeal raisin, 1 dozen chocolate chip, and 1 dozen shortbread; the large box contains 2 dozen oatmeal raisin, 2 dozen chocolate chip, and 3 dozen shortbread. If you require exactly 15 dozen oatmeal raisin, 10 dozen chocolate chip, and 11 dozen shortbread, how many of each size box should you buy?
- 58. Mixed Nuts** A store that specializes in selling nuts has available 72 pounds (lb) of cashews and 120 lb of peanuts. These are to be mixed in 12-ounce (oz) packages as follows: a lower-priced package containing 8 oz of peanuts and 4 oz of cashews, and a quality package containing 6 oz of peanuts and 6 oz of cashews.

- (a) Use x to denote the number of lower-priced packages, and use y to denote the number of quality packages. Write a system of linear inequalities that describes the possible numbers of each kind of package.
- (b) Graph the system and label the corner points.

- 59. Determining the Speed of the Current of the Aguarico River** On a recent trip to the Cuyabeno Wildlife Reserve in the Amazon region of Ecuador, Mike took a 100-kilometer trip by speedboat down the Aguarico River from Chiritza to the Flotel Orellana. As Mike watched the Amazon unfold, he wondered how fast the speedboat was going and how fast the current of the white-water Aguarico River was. Mike timed the trip downstream at 2.5 hours and the return trip at 3 hours. What were the two speeds?
- 60. Constant Rate Jobs** If Bruce and Bryce work together for 1 hour and 20 minutes, they will finish a certain job. If Bryce and Marty work together for 1 hour and 36 minutes, the same job can be finished. If Marty and Bruce work together, they can complete this job in 2 hours and 40 minutes. How long would it take each of them, working alone, to finish the job?
- 61. Minimizing Production Cost** A factory produces gasoline engines and diesel engines. Each week the factory is obligated to deliver at least 20 gasoline engines and at least 15 diesel engines. Due to physical limitations, however, the factory cannot make more than 60 gasoline engines or more than 40 diesel engines in any given week. Finally, to prevent layoffs, a total of at least 50 engines must be produced. If gasoline engines cost \$450 each to produce and diesel engines cost \$550 each to produce, how many of each should be produced per week to minimize the cost? What is the excess capacity of the factory? That is, how many of each kind of engine are being produced in excess of the number that the factory is obligated to deliver?
- 62.** Describe four ways of solving a system of three linear equations containing three variables. Which method do you prefer? Why?

Chapter Test

CHAPTER Test Prep VIDEOS

The Chapter Test Prep Videos include step-by-step solutions to all chapter test exercises. These videos are available in MyLab™ Math, or on this text's YouTube Channel. Refer to the Preface for a link to the YouTube channel.

In Problems 1–4, solve each system of equations using the method of substitution or the method of elimination. If the system has no solution, state that it is inconsistent.

$$1. \begin{cases} -2x + y = -7 \\ 4x + 3y = 9 \end{cases}$$

$$2. \begin{cases} \frac{1}{3}x - 2y = 1 \\ 5x - 30y = 18 \end{cases}$$

$$3. \begin{cases} x - y + 2z = 5 \\ 3x + 4y - z = -2 \\ 5x + 2y + 3z = 8 \end{cases}$$

$$4. \begin{cases} 3x + 2y - 8z = -3 \\ -x - \frac{2}{3}y + z = 1 \\ 6x - 3y + 15z = 8 \end{cases}$$

5. Write the augmented matrix corresponding to the system of equations:

$$\begin{cases} 4x - 5y + z = 0 \\ -2x - y + 6 = -19 \\ x + 5y - 5z = 10 \end{cases}$$

6. Write the system of equations corresponding to the augmented matrix:

$$\left[\begin{array}{ccc|c} 3 & 2 & 4 & -6 \\ 1 & 0 & 8 & 2 \\ -2 & 1 & 3 & -11 \end{array} \right]$$

In Problems 7–10, use the matrices below to compute each expression.

$$A = \begin{bmatrix} 1 & -1 \\ 0 & -4 \\ 3 & 2 \end{bmatrix} \quad B = \begin{bmatrix} 1 & -2 & 5 \\ 0 & 3 & 1 \end{bmatrix} \quad C = \begin{bmatrix} 4 & 6 \\ 1 & -3 \\ -1 & 8 \end{bmatrix}$$

7. $2A + C$ 8. $A - 3C$ 9. CB 10. BA

In Problems 11 and 12, find the inverse of each nonsingular matrix.

11. $A = \begin{bmatrix} 3 & 2 \\ 5 & 4 \end{bmatrix}$ 12. $B = \begin{bmatrix} 1 & -1 & 1 \\ 2 & 5 & -1 \\ 2 & 3 & 0 \end{bmatrix}$

In Problems 13–16, solve each system of equations using matrices. If the system has no solution, state that it is inconsistent.

13. $\begin{cases} 6x + 3y = 12 \\ 2x - y = -2 \end{cases}$ 14. $\begin{cases} x + \frac{1}{4}y = 7 \\ 8x + 2y = 56 \end{cases}$

15. $\begin{cases} x + 2y + 4z = -3 \\ 2x + 7y + 15z = -12 \\ 4x + 7y + 13z = -10 \end{cases}$ 16. $\begin{cases} 2x + 2y - 3z = 5 \\ x - y + 2z = 8 \\ 3x + 5y - 8z = -2 \end{cases}$

In Problems 17 and 18, find the value of each determinant.

17. $\begin{vmatrix} -2 & 5 \\ 3 & 7 \end{vmatrix}$ 18. $\begin{vmatrix} 2 & -4 & 6 \\ 1 & 4 & 0 \\ -1 & 2 & -4 \end{vmatrix}$

In Problems 19 and 20, use Cramer's Rule, if possible, to solve each system.

19. $\begin{cases} 4x + 3y = -23 \\ 3x - 5y = 19 \end{cases}$ 20. $\begin{cases} 4x - 3y + 2z = 15 \\ -2x + y - 3z = -15 \\ 5x - 5y + 2z = 18 \end{cases}$

In Problems 21 and 22, solve each system of equations.

21. $\begin{cases} 3x^2 + y^2 = 12 \\ y^2 = 9x \end{cases}$ 22. $\begin{cases} 2y^2 - 3x^2 = 5 \\ y - x = 1 \end{cases}$

23. Graph the system of inequalities: $\begin{cases} x^2 + y^2 \leq 100 \\ 4x - 3y \geq 0 \end{cases}$

In Problems 24 and 25, find the partial fraction decomposition of each rational expression.

24. $\frac{3x + 7}{(x + 3)^2}$ 25. $\frac{4x^2 - 3}{x(x^2 + 3)^2}$

26. Graph the system of inequalities. State whether the graph is bounded or unbounded, and label all corner points.

$$\begin{cases} x \geq 0 \\ y \geq 0 \\ x + 2y \geq 8 \\ 2x - 3y \geq 2 \end{cases}$$

27. Maximize $z = 5x + 8y$ subject to the constraints $x \geq 0$, $2x + y \leq 8$, and $x - 3y \leq -3$.

28. Megan went clothes shopping and bought 2 pairs of jeans, 2 camisoles, and 4 T-shirts for \$90.00. At the same store, Paige bought one pair of jeans and 3 T-shirts for \$42.50, while Kara bought 1 pair of jeans, 3 camisoles, and 2 T-shirts for \$62.00. Determine the price of each clothing item.

Cumulative Review

In Problems 1–6, solve each equation.

1. $2x^2 - x = 0$ 2. $\sqrt{3x + 1} = 4$ 3. $2x^3 - 3x^2 - 8x - 3 = 0$
4. $3^x = 9^{x+1}$ 5. $\log_3(x - 1) + \log_3(2x + 1) = 2$ 6. $3^x = e$

7. Determine whether the function $g(x) = \frac{2x^3}{x^4 + 1}$ is even, odd, or neither. Is the graph of g symmetric with respect to the x -axis, y -axis, or origin?

8. Find the center and radius of the circle

$$x^2 + y^2 - 2x + 4y - 11 = 0$$

Graph the circle.

9. Graph $f(x) = 3^{x-2} + 1$ using transformations. What are the domain, range, and horizontal asymptote of f ?

10. The function $f(x) = \frac{5}{x+2}$ is one-to-one. Find f^{-1} . Find the domain and the range of f and the domain and the range of f^{-1} .

11. Graph each equation.

- (a) $y = 3x + 6$ (b) $x^2 + y^2 = 4$
 (c) $y = x^3$ (d) $y = \frac{1}{x}$
 (e) $y = \sqrt{x}$ (f) $y = e^x$
 (g) $y = \ln x$ (h) $2x^2 + 5y^2 = 1$
 (i) $x^2 - 3y^2 = 1$ (j) $x^2 - 2x - 4y + 1 = 0$



12. $f(x) = x^3 - 3x + 5$

- (a) Using a graphing utility, graph f and approximate the zero(s) of f .
 (b) Using a graphing utility, approximate the local maxima and the local minima.
 (c) Determine the intervals on which f is increasing.

Chapter Projects

I. Markov Chains A **Markov chain** (or process) is one in which future outcomes are determined by a current state. Future outcomes are based on probabilities. The probability of moving to a certain state depends only on the state previously occupied and does not vary with time. An example of a Markov chain is the maximum education achieved by children based on the highest educational level attained by their parents, where the states are (1) earned college degree, (2) high school diploma only, (3) elementary school only. If p_{ij} is the probability of moving from state i to state j , the **transition matrix** is the m by m matrix

$$P = \begin{bmatrix} p_{11} & p_{12} & \cdots & p_{1m} \\ \vdots & \vdots & & \vdots \\ p_{m1} & p_{m2} & \cdots & p_{mm} \end{bmatrix}$$

The table represents the probabilities for the highest educational level of children based on the highest educational level of their parents. For example, the table shows that the probability p_{21} is 40% that parents with a high-school education (row 2) will have children with a college education (column 1).

Highest Educational Level of Parents	Maximum Education That Children Achieve		
	College	High School	Elementary
College	80%	18%	2%
High school	40%	50%	10%
Elementary	20%	60%	20%

- Convert the percentages to decimals.
- What is the transition matrix?
- Sum across the rows. What do you notice? Why do you think that you obtained this result?



- If P is the transition matrix of a Markov chain, the (i, j) th entry of P^n (n th power of P) gives the probability of passing from state i to state j in n stages. What is the probability that the grandchild of a college graduate is a college graduate?
- What is the probability that the grandchild of a high school graduate finishes college?
- The row vector $v^{(0)} = [0.342 \ 0.554 \ 0.104]$ represents the proportion of the U.S. population 25 years or older that has college, high school, and elementary school, respectively, as the highest educational level in 2017*. In a Markov chain the probability distribution $v^{(k)}$ after k stages is $v^{(k)} = v^{(0)}P^k$, where P^k is the k th power of the transition matrix. What will be the distribution of highest educational attainment of the grandchildren of the current population?
- Calculate P^3, P^4, P^5, \dots . Continue until the matrix does not change. This is called the long-run or steady-state distribution. What is the long-run distribution of highest educational attainment of the population?

*Source: U.S. Census Bureau.

The following projects are available at the Instructor's Resource Center (IRC).

- Project at Motorola: Error Control Coding** The high-powered engineering needed to ensure that wireless communications are transmitted correctly is analyzed using matrices to control coding errors.
- Using Matrices to Find the Line of Best Fit** Have you wondered how our calculators get a line of best fit? See how to find the line by solving a matrix equation.
- CBL Experiment** Simulate two people walking toward each other at a constant rate. Then solve the resulting system of equations to determine when and where they will meet.

Sequences; Induction; the Binomial Theorem

12

World Population Projected to Reach 9.8 Billion by 2050


The current world population of 7.6 billion is expected to reach 8.6 billion by 2030, 9.8 billion in 2050, and 11.2 billion in 2100, according to a United Nations DESA report titled “World Population Prospects: The 2017 Revision.”

Most of the projected increase in the world’s population can be attributed to a short list of high-fertility countries, mainly in Africa and countries that already have large populations. During 2017–2050, half of the world’s population growth is expected to be concentrated in nine countries: India, Nigeria, Democratic Republic of the Congo, Pakistan, Ethiopia, United Republic of Tanzania, United States of America, Uganda, and Indonesia (listed in order of the size of their contribution to the total population growth). Among the ten countries with the largest populations, Nigeria is growing the most rapidly. Currently ranked seventh, Nigeria is projected to become the third largest shortly before 2050.

China and India remain the two countries with the largest populations. With more than 1 billion people each, they represent 19% and 18% of the world’s population, respectively. By 2024, the population of India is expected to surpass that of China.

Future population growth is highly dependent on the path of future fertility. Relatively small changes in the fertility rate, when projected over decades, can generate large differences in total population. In recent years, the fertility rate has declined in virtually all areas of the world, even in Africa, where fertility levels remain the highest of all major areas. Europe has been an exception to this trend in recent years, with the mean total fertility rate increasing from 1.4 births per woman in 2000 to 1.6 in 2015.

Source: Adapted from United Nations Department of Economic and Social Affairs, June 21, 2017, New York (<https://www.un.org.development/desa/en/news/population/world-population-prospects-2017.html>)

 — See the Internet-based Chapter Project I—



← A Look Back, A Look Ahead →

This chapter is divided into three independent parts: Sections 12.1–12.3, Section 12.4, and Section 12.5.

In Chapter 2, we defined a function and its domain, which was usually some set of real numbers. In Sections 12.1–12.3, we discuss a sequence, which is a function whose domain is the set of positive integers.

Throughout this text, where it seemed appropriate, we gave proofs of the results. In Section 12.4, a technique for proving theorems involving natural numbers is discussed.

In Appendix A, Section A.3, there are formulas for expanding $(x + a)^2$ and $(x + a)^3$. In Section 12.5, we discuss the Binomial Theorem, a formula for the expansion of $(x + a)^n$, where n is any positive integer.

The topics introduced in this chapter are covered in more detail in courses titled *Discrete Mathematics*. Applications of these topics are found in the fields of computer science, engineering, business and economics, the social sciences, and the physical and biological sciences.

Outline

- 12.1 Sequences
 - 12.2 Arithmetic Sequences
 - 12.3 Geometric Sequences;
Geometric Series
 - 12.4 Mathematical Induction
 - 12.5 The Binomial Theorem
- Chapter Review
Chapter Test
Cumulative Review
Chapter Projects

12.1 Sequences

PREPARING FOR THIS SECTION Before getting started, review the following:

- Functions (Section 2.1, pp. 49–54)



Now Work the ‘Are You Prepared?’ problems on page 822.

- OBJECTIVES**
- 1 List the First Several Terms of a Sequence (p. 816)
 - 2 List the Terms of a Sequence Defined by a Recursive Formula (p. 819)
 - 3 Use Summation Notation (p. 820)
 - 4 Find the Sum of a Sequence (p. 821)

When you hear the word *sequence* as it is used in the phrase “a sequence of events,” you probably think of a collection of events, one of which happens first, another second, and so on. In mathematics, the word *sequence* also refers to outcomes that are first, second, and so on.

DEFINITION Sequence

A **sequence** is a function whose domain is the set of positive integers and whose range is a subset of the real numbers.

In a sequence, the inputs are $1, 2, 3, \dots$. Because a sequence is a function, it has a graph. Figure 1(a) shows the graph of the function $f(x) = \frac{1}{x}, x > 0$. If all the points on this graph were removed except those whose x -coordinates are positive integers—that is, if all points were removed except $(1, 1)$, $(2, \frac{1}{2})$, $(3, \frac{1}{3})$, and so on—the remaining points would be the graph of the sequence $f(n) = \frac{1}{n}$, as shown in Figure 1(b). Note that n is used to represent the independent variable in a sequence. This serves to remind us that n is a positive integer.

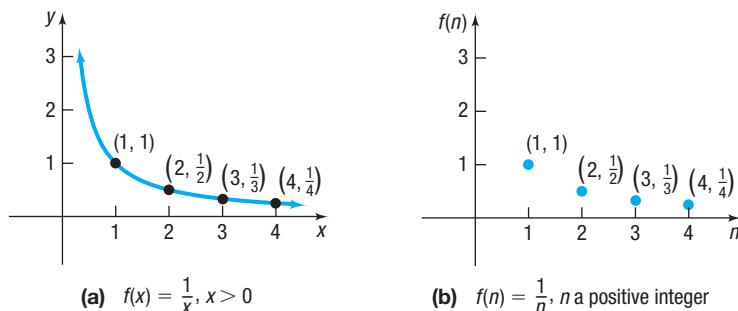


Figure 1

1 List the First Several Terms of a Sequence

A sequence is usually represented by listing its values in order. For example, the sequence whose graph is given in Figure 1(b) might be represented as

$$f(1), f(2), f(3), f(4), \dots \quad \text{or} \quad 1, \frac{1}{2}, \frac{1}{3}, \frac{1}{4}, \dots$$

The list never ends, as the ellipsis indicates. The numbers in this ordered list are called the **terms** of the sequence.

In dealing with sequences, subscripted letters are used such as a_1 to represent the first term, a_2 for the second term, a_3 for the third term, and so on.

For the sequence $f(n) = \frac{1}{n}$, this means

$$\underbrace{a_1 = f(1) = 1}_{\text{first term}}, \quad \underbrace{a_2 = f(2) = \frac{1}{2}}_{\text{second term}}, \quad \underbrace{a_3 = f(3) = \frac{1}{3}}_{\text{third term}}, \quad \underbrace{a_4 = f(4) = \frac{1}{4}}_{\text{fourth term}}, \quad \dots, \quad \underbrace{a_n = f(n) = \frac{1}{n}}_{\text{nth term}}, \quad \dots$$

In other words, the traditional function notation $f(n)$ is typically not used for sequences. For the sequence $f(n) = \frac{1}{n}$, we have a rule for the n th term, which is $a_n = \frac{1}{n}$, so it is easy to find any term of the sequence.

When a formula for the n th term (sometimes called the **general term**) of a sequence is known, the entire sequence can be represented by placing braces around the formula for the n th term.

For example, the sequence whose n th term is $b_n = \left(\frac{1}{2}\right)^n$ can be represented by

$$\{b_n\} = \left\{\left(\frac{1}{2}\right)^n\right\}$$

or by listing the terms

$$b_1 = \frac{1}{2}, \quad b_2 = \frac{1}{4}, \quad b_3 = \frac{1}{8}, \quad \dots, \quad b_n = \left(\frac{1}{2}\right)^n, \quad \dots$$

EXAMPLE 1

Listing the First Several Terms of a Sequence

List the first six terms of the sequence $\{a_n\}$ and graph it.

$$\{a_n\} = \left\{\frac{n-1}{n}\right\}$$

Solution

The first six terms of the sequence are

$$a_1 = \frac{1-1}{1} = 0, \quad a_2 = \frac{2-1}{2} = \frac{1}{2}, \quad a_3 = \frac{3-1}{3} = \frac{2}{3}, \quad a_4 = \frac{3}{4}, \quad a_5 = \frac{4}{5}, \quad a_6 = \frac{5}{6}$$

See Figure 2 for the graph.

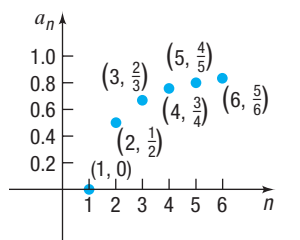


Figure 2 $\{a_n\} = \left\{\frac{n-1}{n}\right\}$



COMMENT Graphing utilities can be used to list the terms of a sequence and graph them. Figure 3 shows the sequence $\left\{\frac{n-1}{n}\right\}$ generated on a TI-84 Plus C graphing calculator. The first six terms of the sequence are shown on the viewing window. Figure 4 shows a graph of the sequence after pressing $Y =$ in SEQUENCE mode and entering the formula for the sequence. Note that the first term of the sequence is barely visible since it lies on the x-axis. TRACEing the graph will enable you to see the terms of the sequence. The TABLE feature can also be used to generate the terms of the sequence. See Table 1.

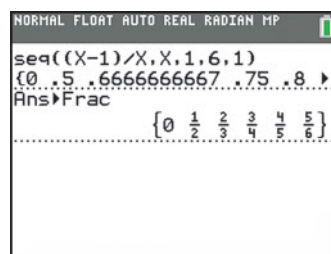


Figure 3

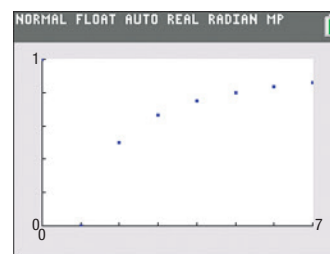


Figure 4

Table 1

n	$u(n)$		
1	0		
2	.5		
3	.66667		
4	.75		
5	.8		
6	.83333		
7	.85714		
8	.875		
9	.88889		
10	.9		
11	.90909		

Now Work PROBLEM 17

EXAMPLE 2

Listing the First Several Terms of a Sequence

List the first six terms of the sequence $\{b_n\}$ and graph it.

$$\{b_n\} = \left\{(-1)^{n+1}\left(\frac{2}{n}\right)\right\}$$

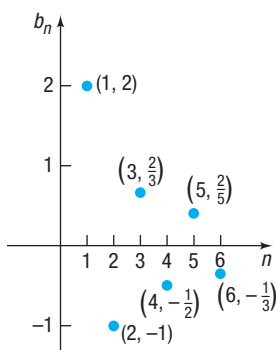


Figure 5 $\{b_n\} = \left\{ (-1)^{n+1} \left(\frac{2}{n} \right) \right\}$

Solution The first six terms of the sequence are

$$b_1 = (-1)^{1+1} \left(\frac{2}{1} \right) = 2, \quad b_2 = (-1)^{2+1} \left(\frac{2}{2} \right) = -1, \quad b_3 = (-1)^{3+1} \left(\frac{2}{3} \right) = \frac{2}{3},$$

$$b_4 = -\frac{1}{2}, \quad b_5 = \frac{2}{5}, \quad b_6 = -\frac{1}{3}$$

See Figure 5 for the graph.

Note that in the sequence $\{b_n\}$ in Example 2, the signs of the terms *alternate*. This occurs when we use factors such as $(-1)^{n+1}$, which equals 1 if n is odd and -1 if n is even, or $(-1)^n$, which equals -1 if n is odd and 1 if n is even.

EXAMPLE 3

Listing the First Several Terms of a Sequence

List the first six terms of the sequence $\{c_n\}$ and graph it.

$$\{c_n\} = \left\{ \begin{array}{l} n \quad \text{if } n \text{ is even} \\ \frac{1}{n} \quad \text{if } n \text{ is odd} \end{array} \right\}$$

Solution The first six terms of the sequence are

$$c_1 = \frac{1}{1} = 1, \quad c_2 = 2, \quad c_3 = \frac{1}{3}, \quad c_4 = 4, \quad c_5 = \frac{1}{5}, \quad c_6 = 6$$

See Figure 6 for the graph.

Now Work PROBLEM 19

The formula that generates the terms of a sequence is not unique. For example, the terms of the sequence in Example 3 could also be found using

$$\{d_n\} = \{n^{(-1)^n}\}$$

Sometimes a sequence is indicated by an observed pattern in the first few terms that makes it possible to infer the makeup of the n th term. In the examples that follow, enough terms of the sequence are given so that a natural choice for the n th term is suggested.

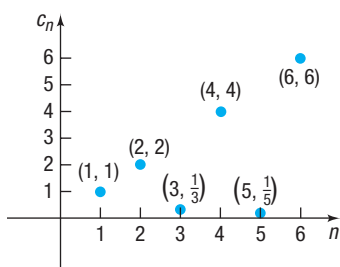


Figure 6 $\{c_n\} = \left\{ \begin{array}{l} n \text{ if } n \text{ is even} \\ \frac{1}{n} \text{ if } n \text{ is odd} \end{array} \right\}$

EXAMPLE 4

Determining a Sequence from a Pattern

- (a) $e, \frac{e^2}{2}, \frac{e^3}{3}, \frac{e^4}{4}, \dots$ $a_n = \frac{e^n}{n}$
- (b) $1, \frac{1}{3}, \frac{1}{9}, \frac{1}{27}, \dots$ $b_n = \frac{1}{3^{n-1}}$
- (c) $1, 3, 5, 7, \dots$ $c_n = 2n - 1$
- (d) $1, 4, 9, 16, 25, \dots$ $d_n = n^2$
- (e) $1, -\frac{1}{2}, \frac{1}{3}, -\frac{1}{4}, \frac{1}{5}, \dots$ $e_n = (-1)^{n-1} \left(\frac{1}{n} \right)$

Now Work PROBLEM 27

The Factorial Symbol

Some sequences in mathematics involve a special product called a *factorial*.

DEFINITION Factorial Symbol

If $n \geq 0$ is an integer, the **factorial symbol** $n!$ is defined as follows:

- $0! = 1$
- $1! = 1$
- $n! = n(n-1) \cdot \dots \cdot 3 \cdot 2 \cdot 1$ if $n \geq 2$

Table 2

n	$n!$
0	1
1	1
2	2
3	6
4	24
5	120
6	720

For example, $2! = 2 \cdot 1 = 2$, $3! = 3 \cdot 2 \cdot 1 = 6$, $4! = 4 \cdot 3 \cdot 2 \cdot 1 = 24$, and so on. Table 2 lists the values of $n!$ for $0 \leq n \leq 6$.

Because

$$n! = n \underbrace{(n-1)(n-2) \cdots 3 \cdot 2 \cdot 1}_{(n-1)!}$$

the formula

$$n! = n(n-1)!$$

is used to find successive factorials. For example, because $6! = 720$,

$$7! = 7 \cdot 6! = 7 \cdot 720 = 5040$$

and

$$8! = 8 \cdot 7! = 8 \cdot 5040 = 40,320$$

 **Now Work** PROBLEM 11

Exploration



Use your calculator's factorial key to see how fast factorials increase in value. Find the value of $69!$. What happens when you try to find $70!$? In fact, $70!$ is larger than 10^{100} (a googol), which is the largest number most calculators can display.

2 List the Terms of a Sequence Defined by a Recursive Formula

A second way of defining a sequence is to assign a value to the first (or the first few) term(s) and specify the n th term by a formula or equation that involves one or more of the terms preceding it. Such sequences are said to be defined **recursively**, and the rule or formula is called a **recursive formula**.

EXAMPLE 5

Listing the Terms of a Recursively Defined Sequence

List the first five terms of the recursively defined sequence

$$s_1 = 1 \quad s_n = ns_{n-1}$$

Solution

The first term is given as $s_1 = 1$. To get the second term, use $n = 2$ in the formula $s_n = ns_{n-1}$ to get $s_2 = 2s_1 = 2 \cdot 1 = 2$. To get the third term, use $n = 3$ in the formula to get $s_3 = 3s_2 = 3 \cdot 2 = 6$. To get a new term requires knowing the value of the preceding term. The first five terms are

$$\begin{aligned} s_1 &= 1 \\ s_2 &= 2 \cdot 1 = 2 \\ s_3 &= 3 \cdot 2 = 6 \\ s_4 &= 4 \cdot 6 = 24 \\ s_5 &= 5 \cdot 24 = 120 \end{aligned}$$

Do you recognize this sequence? $s_n = n!$

EXAMPLE 6

Listing the Terms of a Recursively Defined Sequence

List the first five terms of the recursively defined sequence

$$u_1 = 1 \quad u_2 = 1 \quad u_n = u_{n-2} + u_{n-1}$$

Solution

The first two terms are given. Finding each successive term requires knowing the previous two terms. That is,

$$\begin{aligned} u_1 &= 1 \\ u_2 &= 1 \\ u_3 &= u_1 + u_2 = 1 + 1 = 2 \\ u_4 &= u_2 + u_3 = 1 + 2 = 3 \\ u_5 &= u_3 + u_4 = 2 + 3 = 5 \end{aligned}$$

The sequence given in Example 6 is called the **Fibonacci sequence**, and the terms of the sequence are called **Fibonacci numbers**. These numbers appear in a wide variety of applications (see Problems 85–88).

 **Now Work** PROBLEMS 35 AND 43

3 Use Summation Notation

It is often important to find the sum of the first n terms of a sequence $\{a_n\}$, namely

$$a_1 + a_2 + a_3 + \cdots + a_n$$

Rather than writing down all these terms, we use **summation notation** to express the sum more concisely:

$$a_1 + a_2 + a_3 + \cdots + a_n = \sum_{k=1}^n a_k$$

The symbol Σ (the Greek letter sigma, which is an S in our alphabet) is simply an instruction to sum, or add up, the terms. The integer k is called the **index** of the sum; it tells where to start the sum and where to end it. The expression

$$\sum_{k=1}^n a_k$$

is an instruction to add the terms a_k of the sequence $\{a_n\}$ starting with $k = 1$ and ending with $k = n$. The expression is read as “the sum of a_k from $k = 1$ to $k = n$.”

EXAMPLE 7

Expanding Summation Notation

Expand each sum.

(a) $\sum_{k=1}^n \frac{1}{k}$

(b) $\sum_{k=1}^n k!$

Solution

(a) $\sum_{k=1}^n \frac{1}{k} = 1 + \frac{1}{2} + \frac{1}{3} + \cdots + \frac{1}{n}$

(b) $\sum_{k=1}^n k! = 1! + 2! + \cdots + n!$

 **Now Work** PROBLEM 51

EXAMPLE 8

Expressing a Sum Using Summation Notation

Express each sum using summation notation.

(a) $1^2 + 2^2 + 3^2 + \cdots + 9^2$

(b) $1 + \frac{1}{2} + \frac{1}{4} + \frac{1}{8} + \cdots + \frac{1}{2^{n-1}}$

Solution

(a) The sum $1^2 + 2^2 + 3^2 + \cdots + 9^2$ has 9 terms, each of the form k^2 , starting at $k = 1$ and ending at $k = 9$:

$$1^2 + 2^2 + 3^2 + \cdots + 9^2 = \sum_{k=1}^9 k^2$$

(b) The sum

$$1 + \frac{1}{2} + \frac{1}{4} + \frac{1}{8} + \cdots + \frac{1}{2^{n-1}}$$

has n terms, each of the form $\frac{1}{2^{k-1}}$, starting at $k = 1$ and ending at $k = n$:

$$1 + \frac{1}{2} + \frac{1}{4} + \frac{1}{8} + \cdots + \frac{1}{2^{n-1}} = \sum_{k=1}^n \frac{1}{2^{k-1}}$$

 **Now Work** PROBLEM 61

The index of summation need not begin at 1, nor end at n ; for example, the sum in Example 8(b) could also be expressed as

$$\sum_{k=0}^{n-1} \frac{1}{2^k} = 1 + \frac{1}{2} + \frac{1}{4} + \cdots + \frac{1}{2^{n-1}}$$

Letters other than k are also used as the index. For example,

$$\sum_{j=1}^n j! \quad \text{and} \quad \sum_{i=1}^n i!$$

both represent the same sum given in Example 7(b).

4 Find the Sum of a Sequence

The following theorem lists some properties of summation notation. These properties are useful for adding the terms of a sequence.

THEOREM Summation Notation Properties

If $\{a_n\}$ and $\{b_n\}$ are two sequences and c is a real number, then

$$\sum_{k=1}^n (ca_k) = ca_1 + ca_2 + \cdots + ca_n = c(a_1 + a_2 + \cdots + a_n) = c \sum_{k=1}^n a_k \quad (1)$$

$$\sum_{k=1}^n (a_k + b_k) = \sum_{k=1}^n a_k + \sum_{k=1}^n b_k \quad (2)$$

$$\sum_{k=1}^n (a_k - b_k) = \sum_{k=1}^n a_k - \sum_{k=1}^n b_k \quad (3)$$

$$\sum_{k=j+1}^n a_k = \sum_{k=1}^n a_k - \sum_{k=1}^j a_k \quad \text{where } 0 < j < n \quad (4)$$

The proof of property (1) follows from the distributive property of real numbers. The proofs of properties (2) and (3) are based on the commutative and associative properties of real numbers. Property (4) states that the sum from $j + 1$ to n equals the sum from 1 to n minus the sum from 1 to j . This property is helpful when the index of summation begins at a number larger than 1.

The next theorem provides some formulas for finding the sum of certain sequences.

THEOREM Formulas for Sums of the First n Terms of a Sequence

$$\sum_{k=1}^n c = \underbrace{c + c + \cdots + c}_{n \text{ terms}} = cn \quad c \text{ is a real number} \quad (5)$$

$$\sum_{k=1}^n k = 1 + 2 + 3 + \cdots + n = \frac{n(n+1)}{2} \quad (6)$$

$$\sum_{k=1}^n k^2 = 1^2 + 2^2 + 3^2 + \cdots + n^2 = \frac{n(n+1)(2n+1)}{6} \quad (7)$$

$$\sum_{k=1}^n k^3 = 1^3 + 2^3 + 3^3 + \cdots + n^3 = \left[\frac{n(n+1)}{2} \right]^2 \quad (8)$$

The proof of formula (5) follows from the definition of summation notation. You are asked to prove formula (6) in Problem 94. The proofs of formulas (7) and (8) require mathematical induction, which is discussed in Section 12.4.

Notice the difference between formulas (5) and (6). In (5) the constant c is being summed from 1 to n , while in (6) the index of summation k is being summed from 1 to n .

EXAMPLE 9**Finding the Sum of a Sequence**

Find the sum of each sequence.

$$(a) \sum_{k=1}^5 (3k) \qquad (b) \sum_{k=1}^{10} (k^3 + 1)$$

$$(c) \sum_{k=1}^{24} (k^2 - 7k + 2) \qquad (d) \sum_{k=6}^{20} (4k^2)$$

Solution

$$\begin{aligned} (a) \sum_{k=1}^5 (3k) &= 3 \sum_{k=1}^5 k \\ &= 3 \cdot \frac{5(5+1)}{2} \\ &= 3 \cdot 15 \\ &= 45 \end{aligned}$$

Property (1)

$$\sum_{k=1}^n k = \frac{n(n+1)}{2}$$

$$\begin{aligned} (b) \sum_{k=1}^{10} (k^3 + 1) &= \sum_{k=1}^{10} k^3 + \sum_{k=1}^{10} 1 \\ &= \left(\frac{10(10+1)}{2} \right)^2 + 1 \cdot 10 \\ &= 3025 + 10 \\ &= 3035 \end{aligned}$$

Property (2)

$$\sum_{k=1}^n k^3 = \left[\frac{n(n+1)}{2} \right]^2; \quad \sum_{k=1}^n 1 = 1 \cdot n$$

$$\begin{aligned} (c) \sum_{k=1}^{24} (k^2 - 7k + 2) &= \sum_{k=1}^{24} k^2 - \sum_{k=1}^{24} (7k) + \sum_{k=1}^{24} 2 \\ &= \sum_{k=1}^{24} k^2 - 7 \sum_{k=1}^{24} k + \sum_{k=1}^{24} 2 \\ &= \frac{24(24+1)(2 \cdot 24 + 1)}{6} - 7 \cdot \frac{24(24+1)}{2} + 2 \cdot 24 \\ &= 4900 - 2100 + 48 \\ &= 2848 \end{aligned}$$

Properties (2) and (3)**Property (1)****Formulas (7), (6), (5)**

(d) Notice that the index of summation starts at 6. Use property (4) as follows:

$$\sum_{k=6}^{20} (4k^2) = 4 \sum_{k=6}^{20} k^2 = 4 \left[\sum_{k=1}^{20} k^2 - \sum_{k=1}^5 k^2 \right] = 4 \left[\frac{20 \cdot 21 \cdot 41}{6} - \frac{5 \cdot 6 \cdot 11}{6} \right]$$

Property (1)**Property (4)****Formula (7)**

$$= 4[2870 - 55] = 11,260$$

 **Now Work** PROBLEM 73

12.1 Assess Your Understanding

'Are You Prepared?' Answers are given at the end of these exercises. If you get a wrong answer, read the pages listed in red.

1. For the function $f(x) = \frac{x-1}{x}$, find $f(2)$ and $f(3)$.
(pp. 51–54)

2. **True or False** A function is a relation between two sets D and R so that each element x in the first set D is related to exactly one element y in the second set R . (pp. 49–51)

Concepts and Vocabulary

3. $A(n)$ _____ is a function whose domain is the set of positive integers.
4. **True or False** The notation a_5 represents the fifth term of a sequence.
5. **True or False** If $n \geq 2$ is an integer, then

$$n! = n(n-1) \cdots 3 \cdot 2 \cdot 1$$
6. **Multiple Choice** The sequence $a_1 = 5, a_n = 3a_{n-1}$ is an example of a(n) _____ sequence.
 (a) alternating (b) recursive
 (c) Fibonacci (d) summation

7. The notation

$$a_1 + a_2 + a_3 + \cdots + a_n = \sum_{k=1}^n a_k$$

is an example of _____ notation.

8. **Multiple Choice** $\sum_{k=1}^n k = 1 + 2 + 3 + \cdots + n =$ _____.
- (a) $n!$ (b) $\frac{n(n+1)}{2}$
 (c) nk (d) $\frac{n(n+1)(2n+1)}{6}$

Skill Building

In Problems 9–14, evaluate each factorial expression.

9. $10!$

10. $9!$

 11. $\frac{9!}{6!}$

12. $\frac{12!}{10!}$


13. $\frac{4! 11!}{7!}$

14. $\frac{5! 8!}{3!}$


In Problems 15–26, list the first five terms of each sequence.

15. $\{s_n\} = \{n\}$

16. $\{s_n\} = \{n^2 + 1\}$

 17. $\{a_n\} = \left\{ \frac{n}{n+2} \right\}$

18. $\{b_n\} = \left\{ \frac{2n+1}{2n} \right\}$

 19. $\{c_n\} = \{(-1)^{n+1} n^2\}$

20. $\{d_n\} = \left\{ (-1)^{n-1} \left(\frac{n}{2n-1} \right) \right\}$

21. $\{s_n\} = \left\{ \frac{3^n}{2^n + 3} \right\}$

22. $\{s_n\} = \left\{ \left(\frac{4}{3} \right)^n \right\}$


23. $\{t_n\} = \left\{ \frac{(-1)^n}{(n+1)(n+2)} \right\}$

24. $\{a_n\} = \left\{ \frac{3^n}{n} \right\}$

25. $\{b_n\} = \left\{ \frac{n}{e^n} \right\}$

26. $\{c_n\} = \left\{ \frac{n^2}{2^n} \right\}$

In Problems 27–34, the given pattern continues. Write down the n th term of a sequence $\{a_n\}$ suggested by the pattern.

 27. $\frac{1}{2}, \frac{2}{3}, \frac{3}{4}, \frac{4}{5}, \dots$

28. $\frac{1}{1 \cdot 2}, \frac{1}{2 \cdot 3}, \frac{1}{3 \cdot 4}, \frac{1}{4 \cdot 5}, \dots$

29. $1, \frac{1}{2}, \frac{1}{4}, \frac{1}{8}, \dots$

30. $\frac{2}{3}, \frac{4}{9}, \frac{8}{27}, \frac{16}{81}, \dots$


31. $1, -1, 1, -1, 1, -1, \dots$

32. $1, \frac{1}{2}, 3, \frac{1}{4}, 5, \frac{1}{6}, 7, \frac{1}{8}, \dots$

33. $1, -2, 3, -4, 5, -6, \dots$

34. $2, -4, 6, -8, 10, \dots$

In Problems 35–48, a sequence is defined recursively. List the first five terms.

 35. $a_1 = 2; a_n = 3 + a_{n-1}$

36. $a_1 = 3; a_n = 4 - a_{n-1}$

37. $a_1 = -2; a_n = n + a_{n-1}$


38. $a_1 = 1; a_n = n - a_{n-1}$

39. $a_1 = 4; a_n = 3a_{n-1}$

40. $a_1 = 2; a_n = -a_{n-1}$

41. $a_1 = 3; a_n = \frac{a_{n-1}}{n}$

42. $a_1 = -2; a_n = n + 3a_{n-1}$

 43. $a_1 = 1; a_2 = 2; a_n = a_{n-1} \cdot a_{n-2}$

44. $a_1 = -1; a_2 = 1; a_n = a_{n-2} + na_{n-1}$

45. $a_1 = A; a_n = a_{n-1} + d$

46. $a_1 = A; a_n = ra_{n-1}, r \neq 0$

47. $a_1 = \sqrt{2}; a_n = \sqrt{2 + a_{n-1}}$

48. $a_1 = \sqrt{2}; a_n = \sqrt{\frac{a_{n-1}}{2}}$

In Problems 49–58, expand each sum.

49. $\sum_{k=1}^n (k+2)$

50. $\sum_{k=1}^n (2k+1)$

 51. $\sum_{k=1}^n \frac{k^2}{2}$

52. $\sum_{k=1}^n (k+1)^2$

53. $\sum_{k=0}^n \frac{1}{3^k}$

54. $\sum_{k=0}^n \left(\frac{3}{2} \right)^k$

55. $\sum_{k=0}^{n-1} \frac{1}{3^{k+1}}$

56. $\sum_{k=0}^{n-1} (2k+1)$


57. $\sum_{k=2}^n (-1)^k \ln k$

58. $\sum_{k=3}^n (-1)^{k+1} 2^k$

In Problems 59–68, express each sum using summation notation.

59. $1 + 2 + 3 + \cdots + 20$

60. $1^3 + 2^3 + 3^3 + \cdots + 8^3$

 61. $\frac{1}{2} + \frac{2}{3} + \frac{3}{4} + \cdots + \frac{13}{13+1}$

62. $1 + 3 + 5 + 7 + \cdots + [2(12) - 1]$

63. $1 - \frac{1}{3} + \frac{1}{9} - \frac{1}{27} + \cdots + (-1)^6 \left(\frac{1}{3^6} \right)$

64. $\frac{2}{3} - \frac{4}{9} + \frac{8}{27} - \cdots + (-1)^{12} \left(\frac{2}{3} \right)^{11}$

65. $3 + \frac{3^2}{2} + \frac{3^3}{3} + \cdots + \frac{3^n}{n}$

66. $\frac{1}{e} + \frac{2}{e^2} + \frac{3}{e^3} + \cdots + \frac{n}{e^n}$

67. $a + (a+d) + (a+2d) + \cdots + (a+nd)$

68. $a + ar + ar^2 + \cdots + ar^{n-1}$

89. **Approximating $f(x) = e^x$** In calculus, it can be shown that

$$f(x) = e^x = \sum_{k=0}^{\infty} \frac{x^k}{k!}$$

We can approximate the value of $f(x) = e^x$ for any x using the following sum

$$f(x) = e^x \approx \sum_{k=0}^n \frac{x^k}{k!}$$

for some n .

- (a) Approximate $f(1.3)$ with $n = 4$.
 (b) Approximate $f(1.3)$ with $n = 7$.
 (c) Use a calculator to approximate $f(1.3)$.



(d) Using trial and error, along with a graphing utility's SEQUENCE mode, determine the value of n required to approximate $f(1.3)$ correct to eight decimal places.

90. **Approximating $f(x) = e^x$** Refer to Problem 89.

- (a) Approximate $f(-2.4)$ with $n = 3$.
 (b) Approximate $f(-2.4)$ with $n = 6$.
 (c) Use a calculator to approximate $f(-2.4)$.



(d) Using trial and error, along with a graphing utility's SEQUENCE mode, determine the value of n required to approximate $f(-2.4)$ correct to eight decimal places.

91. **Bode's Law** In 1772, Johann Bode published the following formula for predicting the mean distances, in astronomical units (AU), of the planets from the sun:

$$a_1 = 0.4 \quad a_n = 0.4 + 0.3 \cdot 2^{n-2}$$

where $n \geq 2$ is the number of the planet from the sun.

- (a) Determine the first eight terms of the sequence.
 (b) At the time of Bode's publication, the known planets were Mercury (0.39 AU), Venus (0.72 AU), Earth (1 AU), Mars (1.52 AU), Jupiter (5.20 AU), and Saturn (9.54 AU).

How do the actual distances compare to the terms of the sequence?

- (c) The planet Uranus was discovered in 1781, and the asteroid Ceres was discovered in 1801. The mean orbital distances from the sun to Uranus and Ceres* are 19.2 AU and 2.77 AU, respectively. How well do these values fit within the sequence?
 (d) Determine the ninth and tenth terms of Bode's sequence.
 (e) The planets Neptune and Pluto* were discovered in 1846 and 1930, respectively. Their mean orbital distances from the sun are 30.07 AU and 39.44 AU, respectively. How do these actual distances compare to the terms of the sequence?
 (f) On July 29, 2005, NASA announced the discovery of a dwarf planet* ($n = 11$), which has been named Eris. Use Bode's Law to predict the mean orbital distance of Eris from the sun. Its actual mean distance is not yet known, but Eris is currently about 97 astronomical units from the sun.

Source: NASA

92. **Droste Effect** The *Droste Effect*, named after the image on boxes of Droste cocoa powder, refers to an image that contains within it a smaller version of the image, which in turn contains an even smaller version, and so on. If each version of the image is $\frac{1}{5}$ the height of the previous version, the height of the n th version is given by $a_n = \frac{1}{5}a_{n-1}$. Suppose a Droste image on a package has a height of 4 inches. How tall would the image be in the 6th version?

* Ceres, Haumea, Makemake, Pluto, and Eris are referred to as dwarf planets.



93. **Reflections in a Mirror** A highly reflective mirror reflects 95% of the light that falls on it. In a light box having walls made of the mirror, the light reflects back-and-forth between the mirrors.

- (a) If the original intensity of the light is I_0 before it falls on a mirror, write the n th term of the sequence that describes the intensity of the light after n reflections.
 (b) How many reflections are needed to reduce the light intensity by at least 98%?

94. Show that

$$1 + 2 + \cdots + (n - 1) + n = \frac{n(n + 1)}{2}$$

[Hint: Let

$$S = 1 + 2 + \cdots + (n - 1) + n$$

$$S = n + (n - 1) + (n - 2) + \cdots + 1$$

Add these equations. Then

$$2S = \underbrace{[1 + n] + [2 + (n - 1)] + \cdots + [n + 1]}_{n \text{ terms in bracket}}$$

Now complete the derivation.]

Computing Square Roots A method for approximating \sqrt{p} can be traced back to the Babylonians. The formula is given by the recursively defined sequence

$$a_0 = k \quad a_n = \frac{1}{2} \left(a_{n-1} + \frac{p}{a_{n-1}} \right)$$

where k is an initial guess as to the value of the square root. Use this recursive formula to approximate the following square roots by finding a_5 . Compare this result to the value provided by your calculator.

95. $\sqrt{5}$ 96. $\sqrt{8}$ 97. $\sqrt{21}$ 98. $\sqrt{89}$

99. **Triangular Numbers** A **triangular number** is a term of the sequence

$$u_1 = 1 \quad u_{n+1} = u_n + (n + 1)$$

List the first seven triangular numbers.

100. **Challenge Problem** For the sequence given in Problem 99, show that

$$u_{n+1} = \frac{(n + 1)(n + 2)}{2}$$

101. **Challenge Problem** For the sequence given in Problem 99, show that

$$u_{n+1} + u_n = (n + 1)^2$$

102. Challenge Problem If the terms of a sequence have the property that $\frac{a_1}{a_2} = \frac{a_2}{a_3} = \cdots = \frac{a_{n-1}}{a_n}$, show that $\frac{a_1^n}{a_2^n} = \frac{a_1}{a_{n+1}}$.

[Hint: Let r equal the common ratio so $\frac{a_1}{a_2} = \frac{a_2}{a_3} = \cdots = \frac{a_{n-1}}{a_n} = r$.]

Explaining Concepts: Discussion and Writing

103. Investigate various applications that lead to a Fibonacci sequence, such as in art, architecture, or financial markets. Write an essay on these applications.

104. Write a paragraph that explains why the numbers found in Problem 99 are called triangular.

Retain Your Knowledge

Problems 105–113 are based on material learned earlier in the course. The purpose of these problems is to keep the material fresh in your mind so that you are better prepared for the final exam.

105. If \$2500 is invested at 3% compounded monthly, find the amount that results after a period of 2 years.

106. Write the complex number $-1 - i$ in polar form. Express the argument in degrees.

107. For $\mathbf{v} = 2\mathbf{i} - \mathbf{j}$ and $\mathbf{w} = \mathbf{i} + 2\mathbf{j}$, find the dot product $\mathbf{v} \cdot \mathbf{w}$.

108. Find an equation of the parabola with vertex $(-3, 4)$ and focus $(1, 4)$.

109. Find the horizontal asymptote, if one exists, of

$$f(x) = \frac{9x}{3x^2 - 2x - 1}$$

110. In a triangle, angle B is 4 degrees less than twice the measure of angle A , and angle C is 11 degrees less than three times the measure of angle B . Find the measure of each angle.

111. Find the average rate of change of $y = \tan(\sec^{-1} x)$ over the interval $\left[\frac{\sqrt{10}}{3}, \sqrt{10}\right]$.

112. If $f(x) = 5x^2 - 2x + 9$ and $f(a + 1) = 16$, find the possible values for a .

113. In calculus, the critical numbers for a function are numbers in the domain of f where $f'(x) = 0$ or $f'(x)$ is undefined.

Find the critical numbers for $f(x) = \frac{x^2 - 3x + 18}{x - 2}$

$$\text{if } f'(x) = \frac{x^2 - 4x - 12}{(x - 2)^2}.$$

'Are You Prepared?' Answers

1. $f(2) = \frac{1}{2}, f(3) = \frac{2}{3}$ 2. True

12.2 Arithmetic Sequences

- OBJECTIVES**
- 1 Determine Whether a Sequence Is Arithmetic (p. 826)
 - 2 Find a Formula for an Arithmetic Sequence (p. 827)
 - 3 Find the Sum of an Arithmetic Sequence (p. 829)

1 Determine Whether a Sequence Is Arithmetic

When the difference between successive terms of a sequence is always the same number, the sequence is called **arithmetic**.

DEFINITION Arithmetic Sequence

An **arithmetic sequence*** is defined recursively as $a_1 = a$, $a_n - a_{n-1} = d$, or as

$$a_1 = a \quad a_n = a_{n-1} + d \quad (1)$$

where $a_1 = a$ and d are real numbers. The number a is the first term, and the number d is called the **common difference**.

*Sometimes called an **arithmetic progression**

EXAMPLE 1**Determining Whether a Sequence Is Arithmetic**

The sequence

$$4, 6, 8, 10, \dots$$

is arithmetic since the difference of successive terms is 2. The first term is $a_1 = 4$, and the common difference is $d = 2$.

EXAMPLE 2**Determining Whether a Sequence Is Arithmetic**

Show that the following sequence is arithmetic. Find the first term and the common difference.

$$\{s_n\} = \{3n + 5\}$$

Solution

The first term is $s_1 = 3 \cdot 1 + 5 = 8$. The n th term and the $(n - 1)$ st term of the sequence $\{s_n\}$ are

$$s_n = 3n + 5 \quad \text{and} \quad s_{n-1} = 3(n - 1) + 5 = 3n + 2$$

Their difference d is

$$d = s_n - s_{n-1} = (3n + 5) - (3n + 2) = 5 - 2 = 3$$

Since the difference of any two successive terms is 3, $\{s_n\}$ is an arithmetic sequence. The common difference is $d = 3$.

EXAMPLE 3**Determining Whether a Sequence Is Arithmetic**

Show that the sequence $\{t_n\} = \{4 - n\}$ is arithmetic. Find the first term and the common difference.

Solution

The first term is $t_1 = 4 - 1 = 3$. The n th term and the $(n - 1)$ st term are

$$t_n = 4 - n \quad \text{and} \quad t_{n-1} = 4 - (n - 1) = 5 - n$$

Their difference d is

$$d = t_n - t_{n-1} = (4 - n) - (5 - n) = 4 - 5 = -1$$

Since the difference of any two successive terms is -1 , $\{t_n\}$ is an arithmetic sequence. The common difference is $d = -1$.

 **Now Work** PROBLEM 9

2 Find a Formula for an Arithmetic Sequence

Suppose that a is the first term of an arithmetic sequence whose common difference is d . We seek a formula for the n th term, a_n . To see the pattern, consider the first few terms.

$$a_1 = a$$

$$a_2 = a_1 + d = a_1 + 1 \cdot d$$

$$a_3 = a_2 + d = (a_1 + d) + d = a_1 + 2 \cdot d$$

$$a_4 = a_3 + d = (a_1 + 2 \cdot d) + d = a_1 + 3 \cdot d$$

$$a_5 = a_4 + d = (a_1 + 3 \cdot d) + d = a_1 + 4 \cdot d$$

$$\vdots$$

$$a_n = a_{n-1} + d = [a_1 + (n - 2)d] + d = a_1 + (n - 1)d$$

The terms of an arithmetic sequence with first term a_1 and common difference d follow the pattern

$$a_1, \quad a_1 + d, \quad a_1 + 2d, \quad a_1 + 3d, \quad \dots$$

THEOREM *n*th Term of an Arithmetic Sequence

For an arithmetic sequence $\{a_n\}$ whose first term is a_1 and whose common difference is d , the n th term is determined by the formula

$$a_n = a_1 + (n - 1)d \quad n \text{ a positive integer} \quad (2)$$

EXAMPLE 4**Finding a Particular Term of an Arithmetic Sequence**

Find the 41st term of the arithmetic sequence: 2, 6, 10, 14, 18, . . .

Solution

The first term of the arithmetic sequence is $a_1 = 2$, and the common difference is $d = 4$. By formula (2), the n th term is

$$a_n = 2 + (n - 1)4 = 4n - 2 \quad a_n = a_1 + (n - 1)d$$

The 41st term is

$$a_{41} = 4 \cdot 41 - 2 = 164 - 2 = 162$$

 **Now Work** PROBLEM 25**EXAMPLE 5****Finding a Recursive Formula for an Arithmetic Sequence**

The 8th term of an arithmetic sequence is 75, and the 20th term is 39.

- Find the first term and the common difference.
- Find a recursive formula for the sequence.
- What is the n th term of the sequence?

Solution

- The n th term of an arithmetic sequence is $a_n = a_1 + (n - 1)d$. As a result,

$$\begin{cases} a_8 = a_1 + 7d = 75 \\ a_{20} = a_1 + 19d = 39 \end{cases}$$

This is a system of two linear equations containing two variables, a_1 and d , which can be solved by elimination. Subtracting the second equation from the first gives

$$\begin{aligned} -12d &= 36 \\ d &= -3 \end{aligned}$$

With $d = -3$, use $a_1 + 7d = 75$ to find that $a_1 = 75 - 7d = 75 - 7(-3) = 96$. The first term is $a_1 = 96$, and the common difference is $d = -3$.


- Using formula (1), a recursive formula for this sequence is

$$a_1 = 96 \quad a_n = a_{n-1} - 3$$

- Using formula (2), the n th term of the sequence $\{a_n\}$ is

$$a_n = a_1 + (n - 1)d = 96 + (n - 1)(-3) = 99 - 3n$$

 **Now Work** PROBLEMS 17 AND 31**Exploration**

 Graph the recursive formula from Example 5, $a_1 = 96$, $a_n = a_{n-1} - 3$, using a graphing utility. Conclude that the graph of the recursive formula behaves like the graph of a linear function. How is d , the common difference, related to m , the slope of a line?

3 Find the Sum of an Arithmetic Sequence

The next theorem gives two formulas for finding the sum of the first n terms of an arithmetic sequence.

THEOREM Sum of the First n Terms of an Arithmetic Sequence

Suppose $\{a_n\}$ is an arithmetic sequence with first term a_1 and common difference d . The sum S_n of the first n terms of $\{a_n\}$ may be found in two ways:

$$\begin{aligned} S_n &= a_1 + a_2 + a_3 + \cdots + a_n \\ &= \frac{n}{2} [2a_1 + (n-1)d] \end{aligned} \quad (3)$$

$$= \frac{n}{2} (a_1 + a_n) \quad (4)$$

Proof

$$\begin{aligned} S_n &= a_1 + a_2 + a_3 + \cdots + a_n && \text{Sum of first } n \text{ terms} \\ &= a_1 + (a_1 + d) + (a_1 + 2d) + \cdots + [a_1 + (n-1)d] && \text{Formula (2)} \\ &= \underbrace{(a_1 + a_1 + \cdots + a_1)}_{n \text{ terms}} + [d + 2d + \cdots + (n-1)d] && \text{Rearrange terms.} \\ &= na_1 + d[1 + 2 + \cdots + (n-1)] \\ &= na_1 + d \cdot \frac{(n-1)n}{2} && \sum_{k=1}^{n-1} k = \frac{(n-1)n}{2} \\ &= na_1 + \frac{n}{2}(n-1)d \\ &= \frac{n}{2} [2a_1 + (n-1)d] && \text{Factor out } \frac{n}{2}; \text{ this is formula (3).} \\ &= \frac{n}{2} [a_1 + a_1 + (n-1)d] \\ &= \frac{n}{2} (a_1 + a_n) && a_n = a_1 + (n-1)d; \text{ this is formula (4).} \quad \blacksquare \end{aligned}$$

There are two ways to find the sum of the first n terms of an arithmetic sequence. Formula (3) uses the first term and common difference, and formula (4) uses the first term and the n th term. Use whichever form is easier.

EXAMPLE 6

Finding the Sum of an Arithmetic Sequence

Find the sum S_n of the first n terms of the arithmetic sequence

$$8 + 11 + 14 + 17 + \cdots$$

Solution

The sequence is an arithmetic sequence with first term $a_1 = 8$ and common difference $d = 11 - 8 = 3$. To find the sum of the first n terms, use formula (3).

$$\begin{aligned} S_n &= \frac{n}{2} [2 \cdot 8 + (n-1) \cdot 3] = \frac{n}{2} (3n + 13) \\ &\quad \uparrow \\ S_n &= \frac{n}{2} [2a_1 + (n-1)d] \end{aligned}$$

EXAMPLE 7**Finding the Sum of an Arithmetic Sequence**Find the sum: $60 + 64 + 68 + 72 + \cdots + 120$ **Solution**

This is the sum S_n of an arithmetic sequence $\{a_n\}$ whose first term is $a_1 = 60$ and whose common difference is $d = 4$. The n th term is $a_n = 120$. Use formula (2) to find n .

$$a_n = a_1 + (n - 1)d \quad \text{Formula (2)}$$

$$120 = 60 + (n - 1) \cdot 4 \quad a_n = 120, a_1 = 60, d = 4$$

$$60 = 4(n - 1) \quad \text{Simplify.}$$

$$15 = n - 1 \quad \text{Simplify.}$$

$$n = 16 \quad \text{Solve for } n.$$

Now use formula (4) to find the sum S_{16} .

$$60 + 64 + 68 + \cdots + 120 = S_{16} = \frac{16}{2}(60 + 120) = 1440$$

$$S_n = \frac{n}{2}(a_1 + a_n)$$

 **Now Work** PROBLEM 43
EXAMPLE 8**Creating a Floor Design**

A ceramic tile floor is designed in the shape of a trapezoid 20 feet wide at the base and 10 feet wide at the top. See Figure 7. The tiles, which measure 12 inches by 12 inches, are to be placed so that each successive row contains one fewer tile than the preceding row. How many tiles will be required?


Solution

Figure 7

The bottom row requires 20 tiles and the top row, 10 tiles. Since each successive row requires one fewer tile, the total number of tiles required is

$$S = 20 + 19 + 18 + \cdots + 11 + 10$$

This is the sum of an arithmetic sequence; the common difference is -1 . The number of terms to be added is $n = 11$, with the first term $a_1 = 20$ and the last term $a_{11} = 10$. The sum S is

$$S = \frac{n}{2}(a_1 + a_{11}) = \frac{11}{2}(20 + 10) = 165$$

In all, 165 tiles will be required.

12.2 Assess Your Understanding**Concepts and Vocabulary**

- In a(n) _____ sequence, the difference between successive terms is a constant.
- True or False** For an arithmetic sequence $\{a_n\}$ whose first term is a_1 and whose common difference is d , the n th term is determined by the formula $a_n = a_1 + nd$.
- If the 5th term of an arithmetic sequence is 12 and the common difference is 5, then the 6th term of the sequence is _____.
- True or False** The sum S_n of the first n terms of an arithmetic sequence $\{a_n\}$ whose first term is a_1 is found using the formula $S_n = \frac{n}{2}(a_1 + a_n)$.
- Multiple Choice** An arithmetic sequence can always be expressed as a(n) _____ sequence.
 - Fibonacci
 - alternating
 - increasing
 - recursive
- Multiple Choice** If $a_n = -2n + 7$ is the n th term of an arithmetic sequence, the first term is _____.
 - 2
 - 0
 - 5
 - 7

Skill Building

In Problems 7–16, show that each sequence is arithmetic. Find the common difference, and list the first four terms.

7. $\{s_n\} = \{n + 4\}$

8. $\{s_n\} = \{n - 5\}$

9. $\{a_n\} = \{2n - 5\}$

10. $\{b_n\} = \{3n + 1\}$

11. $\{c_n\} = \{6 - 2n\}$

12. $\{a_n\} = \{4 - 2n\}$

13. $\{t_n\} = \left\{\frac{1}{2} - \frac{1}{3}n\right\}$

14. $\{t_n\} = \left\{\frac{2}{3} + \frac{n}{4}\right\}$

15. $\{s_n\} = \{\ln 3^n\}$

16. $\{s_n\} = \{e^{\ln n}\}$

In Problems 17–24, find the n th term of the arithmetic sequence $\{a_n\}$ whose first term a_1 and common difference d are given. What is the 51st term?

17. $a_1 = 2; d = 3$

18. $a_1 = -2; d = 4$

19. $a_1 = 8; d = -7$

20. $a_1 = 6; d = -2$

21. $a_1 = 0; d = \frac{1}{2}$

22. $a_1 = 1; d = -\frac{1}{3}$

23. $a_1 = \sqrt{2}; d = \sqrt{2}$

24. $a_1 = 0; d = \pi$

In Problems 25–30, find the indicated term in each arithmetic sequence.

25. 100th term of 2, 4, 6, ...

26. 80th term of -1, 1, 3, ...

27. 90th term of 3, -3, -9, ...

28. 80th term of 5, 0, -5, ...

29. 80th term of $2, \frac{5}{2}, 3, \frac{7}{2}, \dots$

30. 70th term of $2\sqrt{5}, 4\sqrt{5}, 6\sqrt{5}, \dots$

In Problems 31–38, find the first term and the common difference of the arithmetic sequence described. Find a recursive formula for the sequence. Find a formula for the n th term.

31. 8th term is 8; 20th term is 44

32. 4th term is 3; 20th term is 35

33. 9th term is -5; 15th term is 31

34. 8th term is 4; 18th term is -96

35. 15th term is 0; 40th term is -50

36. 5th term is -2; 13th term is 30

37. 14th term is -1; 18th term is -9

38. 12th term is 4; 18th term is 28

In Problems 39–56, find each sum.

39. $1 + 3 + 5 + \dots + (2n - 1)$

40. $2 + 4 + 6 + \dots + 2n$

41. $7 + 12 + 17 + \dots + (2 + 5n)$

42. $-1 + 3 + 7 + \dots + (4n - 5)$

43. $2 + 4 + 6 + \dots + 70$

44. $1 + 3 + 5 + \dots + 59$

45. $-9 - 5 - 1 + \dots + 39$

46. $2 + 5 + 8 + \dots + 41$

47. $93 + 89 + 85 + \dots - 287$

48. $7 + 1 - 5 - 11 - \dots - 299$

49. $4 + 4.5 + 5 + 5.5 + \dots + 100$

50. $8 + 8\frac{1}{4} + 8\frac{1}{2} + 8\frac{3}{4} + 9 + \dots + 50$

51. $\sum_{n=1}^{80} (4n - 9)$

52. $\sum_{n=1}^{90} (3 - 2n)$

53. $\sum_{n=1}^{100} \left(6 - \frac{1}{2}n\right)$

54. $\sum_{n=1}^{80} \left(\frac{1}{3}n + \frac{1}{2}\right)$

55. The sum of the first 120 terms of the sequence
14, 16, 18, 20, ...

56. The sum of the first 46 terms of the sequence
2, -1, -4, -7, ...

Applications and Extensions

57. Find x so that $x + 3$, $2x + 1$, and $5x + 2$ are consecutive terms of an arithmetic sequence.

58. Find x so that $2x$, $3x + 2$, and $5x + 3$ are consecutive terms of an arithmetic sequence.

59. How many terms must be added in an arithmetic sequence whose first term is 11 and whose common difference is 3 to obtain a sum of 1092?

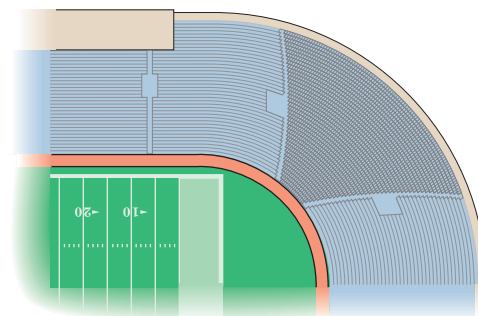
60. How many terms must be added in an arithmetic sequence whose first term is 78 and whose common difference is -4 to obtain a sum of 702?

61. **Drury Lane Theater** The Drury Lane Theater has 25 seats in the first row and 30 rows in all. Each successive row contains one additional seat. How many seats are in the theater?

62. **Seats in an Amphitheater** An outdoor amphitheater has 35 seats in the first row, 37 in the second row, 39 in the third

row, and so on. There are 27 rows altogether. How many can the amphitheater seat?

63. **Football Stadium** The corner section of a football stadium has 15 seats in the first row and 40 rows in all. Each successive row contains two additional seats. How many seats are in this section?



64. Constructing a Brick Staircase A brick staircase has a total of 30 steps. The bottom step requires 100 bricks. Each successive step requires two fewer bricks than the prior step.


- (a) How many bricks are required for the top step?
 (b) How many bricks are required to build the staircase?

65. Salary If you take a job with a starting salary of \$35,000 per year and a guaranteed raise of \$1400 per year, how many years will it be before your aggregate salary is \$280,000?

[Hint: Remember that your aggregate salary after 2 years is $\$35,000 + (\$35,000 + \$1400)$.]

66. Stadium Construction How many rows are in the corner section of a stadium containing 2040 seats if the first row has 10 seats and each successive row has 4 additional seats?

67. Creating a Mosaic A mosaic is designed in the shape of an equilateral triangle, 20 feet on each side. Each tile in the mosaic is in the shape of an equilateral triangle, 12 inches to a side. The tiles are to alternate in color as shown in the figure. How many tiles of each color will be required?



68. Old Faithful Old Faithful is a geyser in Yellowstone National Park named for its regular eruption pattern. Past data indicates that the average time between eruptions is 1h 35m.

(a) Suppose rangers log the first eruption on a given day at 12:57 am. Using $a_1 = 57$, write a prediction formula for the sequence of eruption times that day in terms of the number of minutes after midnight.

(b) At what time of day (e.g., 7:15 am) is the 10th eruption expected to occur?

(c) At what time of day is the last eruption expected to occur?

69. Cooling Air As a parcel of air rises (for example, as it is pushed over a mountain), it cools at the *dry adiabatic lapse rate* of 5.5°F per 1000 feet until it reaches its dew point. If the ground temperature is 67°F , write a formula for the sequence of temperatures, $\{T_n\}$, of a parcel of air that has risen n thousand feet. What is the temperature of a parcel of air if it has risen 5000 feet?

Source: National Aeronautics and Space Administration

70. Citrus Ladders Ladders used by fruit pickers are typically tapered with a wide bottom for stability and a narrow top for ease of picking. If the bottom rung of such a ladder is 49 inches wide and the top rung is 24 inches wide, how many rungs does the ladder have if each rung is 2.5 inches shorter than the one below it? How much material would be needed to make the rungs for the ladder described?

Source: www.stokesladders.com

71. Challenge Problem If $\{a_n\}$ is an arithmetic sequence with 100 terms where $a_1 = 2$ and $a_2 = 9$, and $\{b_n\}$ is an arithmetic sequence with 100 terms where $b_1 = 5$ and $b_2 = 11$, how many terms are the same in each sequence?

72. Challenge Problem Suppose $\{a_n\}$ is an arithmetic sequence.

If S_n is the sum of the first n terms of $\{a_n\}$, and $\frac{S_{2n}}{S_n}$ is a positive constant for all n , find an expression for the n th term, a_n , in terms of only n and the common difference, d .

Explaining Concepts: Discussion and Writing

73. Make up an arithmetic sequence. Give it to a friend and ask for its 20th term.

74. Describe the similarities and differences between arithmetic sequences and linear functions.

Retain Your Knowledge

Problems 75–84 are based on material learned earlier in the course. The purpose of these problems is to keep the material fresh in your mind so that you are better prepared for the final exam.

75. If a credit card charges 15.3% interest compounded monthly, find the effective rate of interest.

76. The vector \mathbf{v} has initial point $P = (-1, 2)$ and terminal point $Q = (3, -4)$. Write \mathbf{v} in the form $a\mathbf{i} + b\mathbf{j}$; that is, find its position vector.

77. Analyze and graph the equation: $25x^2 + 4y^2 = 100$

78. Find the inverse of the matrix $\begin{bmatrix} 2 & 0 \\ 3 & -1 \end{bmatrix}$, if it exists; otherwise, state that the matrix is singular.

79. Find the partial fraction decomposition of $\frac{3x}{x^3 - 1}$.

80. Find the exact value of $\sin^2 \frac{5\pi}{8} - \cos^2 \frac{5\pi}{8}$.

81. If g is a function with domain $[-4, 10]$, what is the domain of the function $2g(x - 1)$?

82. Find the real zeros of

$$h(x) = \frac{(x^4 + 1) \cdot 2x - (x^2 - 1) \cdot 4x^3}{(x^4 + 1)}$$

83. Identify the curve given by the equation

$$6y^2 + 24(x + y) - 12x^2 = 0$$

84. Solve: $(x + 3)^2 = (x + 3)(x - 5) + 7$

12.3 Geometric Sequences; Geometric Series

PREPARING FOR THIS SECTION Before getting started, review the following:

- Compound Interest (Section 5.7, pp. 325–331)

 **Now Work** the 'Are You Prepared?' problems on page 841.

- OBJECTIVES**
- 1 Determine Whether a Sequence Is Geometric (p. 833)
 - 2 Find a Formula for a Geometric Sequence (p. 834)
 - 3 Find the Sum of a Geometric Sequence (p. 835)
 - 4 Determine Whether a Geometric Series Converges or Diverges (p. 836)
 - 5 Solve Annuity Problems (p. 839)

1 Determine Whether a Sequence Is Geometric

When the ratio of successive terms of a sequence is always the same nonzero number, the sequence is called **geometric**.

DEFINITION Geometric Sequence

A **geometric sequence*** is defined recursively as $a_1 = a$, $\frac{a_n}{a_{n-1}} = r$, or as

$$a_1 = a \quad a_n = ra_{n-1} \quad (1)$$

where $a_1 = a$ and $r \neq 0$ are real numbers. The number a_1 is the first term, and the nonzero number r is called the **common ratio**.

EXAMPLE 1

Determining Whether a Sequence Is Geometric

The sequence

$$2, 6, 18, 54, 162, \dots$$

is geometric because the ratio of successive terms is 3; $\left(\frac{6}{2} = \frac{18}{6} = \frac{54}{18} = \dots = 3\right)$. The first term is $a_1 = 2$, and the common ratio is 3.

EXAMPLE 2

Determining Whether a Sequence Is Geometric

Show that the following sequence is geometric.

$$\{s_n\} = \{2^{-n}\}$$

Find the first term and the common ratio.

Solution The first term of the sequence is $s_1 = 2^{-1} = \frac{1}{2}$. The n th term and the $(n - 1)$ st term of the sequence $\{s_n\}$ are

$$s_n = 2^{-n} \quad \text{and} \quad s_{n-1} = 2^{-(n-1)}$$

Their ratio is

$$\frac{s_n}{s_{n-1}} = \frac{2^{-n}}{2^{-(n-1)}} = 2^{-n+(n-1)} = 2^{-1} = \frac{1}{2}$$

Because the ratio of successive terms is the nonzero constant $\frac{1}{2}$, the sequence $\{s_n\}$ is geometric and the common ratio is $\frac{1}{2}$.

*Sometimes called a **geometric progression**.

EXAMPLE 3**Determining Whether a Sequence Is Geometric**

Show that the following sequence is geometric.

$$\{t_n\} = \{3 \cdot 4^n\}$$

Find the first term and the common ratio.

Solution

The first term is $t_1 = 3 \cdot 4^1 = 12$. The n th term and the $(n - 1)$ st term are

$$t_n = 3 \cdot 4^n \quad \text{and} \quad t_{n-1} = 3 \cdot 4^{n-1}$$

Their ratio is

$$\frac{t_n}{t_{n-1}} = \frac{3 \cdot 4^n}{3 \cdot 4^{n-1}} = 4^{n-(n-1)} = 4$$

The sequence, $\{t_n\}$, is a geometric sequence with common ratio 4. J

 **Now Work** PROBLEM 11
2 Find a Formula for a Geometric Sequence

Suppose that a_1 is the first term of a geometric sequence with common ratio $r \neq 0$. We seek a formula for the n th term, a_n . To see the pattern, consider the first few terms:

$$a_1 = a_1 \cdot 1 = a_1 r^0$$

$$a_2 = ra_1 = a_1 r^1$$

$$a_3 = ra_2 = r(a_1 r) = a_1 r^2$$

$$a_4 = ra_3 = r(a_1 r^2) = a_1 r^3$$

$$a_5 = ra_4 = r(a_1 r^3) = a_1 r^4$$

$$\vdots$$

$$a_n = ra_{n-1} = r(a_1 r^{n-2}) = a_1 r^{n-1}$$

The terms of a geometric sequence with first term a_1 and common ratio r follow the pattern

$$a_1, \quad a_1 r, \quad a_1 r^2, \quad a_1 r^3, \quad \dots$$

THEOREM n th Term of a Geometric Sequence

For a geometric sequence $\{a_n\}$ whose first term is a_1 and whose common ratio is r , the n th term is determined by the formula

$$a_n = a_1 r^{n-1} \quad r \neq 0 \quad (2)$$

EXAMPLE 4**Finding a Particular Term of a Geometric Sequence**

- Find the n th term of the geometric sequence: $10, 9, \frac{81}{10}, \frac{729}{100}, \dots$
- Find the 9th term of the sequence.
- Find a recursive formula for the sequence.

Solution

Exploration



Use a graphing utility to find the ninth term of the sequence in Example 4. Use it to find the 20th and 50th terms. Now use a graphing utility to graph the recursive formula found in Example 4(c). Conclude that the graph of the recursive formula behaves like the graph of an exponential function. How is r , the common ratio, related to a , the base of the exponential function $y = a^x$?

- (a) The first term of the geometric sequence is $a_1 = 10$. The common ratio $r = \frac{a_n}{a_{n-1}}$ is the ratio of any two consecutive terms. So, $r = \frac{a_2}{a_1} = \frac{9}{10}$. Then, by formula (2), the n th term of the geometric sequence is

$$a_n = 10 \left(\frac{9}{10} \right)^{n-1} \quad a_n = a_1 r^{n-1}; a_1 = 10, r = \frac{9}{10}$$

- (b) The 9th term is

$$a_9 = 10 \left(\frac{9}{10} \right)^{9-1} = 10 \left(\frac{9}{10} \right)^8 = 4.3046721$$

- (c) The first term in the sequence is 10, and the common ratio is $r = \frac{9}{10}$. Using formula (1), the recursive formula is $a_1 = 10$, $a_n = \frac{9}{10} a_{n-1}$.

Now Work PROBLEMS 19, 27, AND 35

3 Find the Sum of a Geometric Sequence

THEOREM Sum of the First n Terms of a Geometric Sequence

Let $\{a_n\}$ be a geometric sequence with first term a_1 and common ratio r , where $r \neq 0$, $r \neq 1$. The sum S_n of the first n terms of $\{a_n\}$ is

$$\begin{aligned} S_n &= a_1 + a_1 r + a_1 r^2 + \cdots + a_1 r^{n-1} = \sum_{k=1}^n a_1 r^{k-1} \\ &= a_1 \cdot \frac{1 - r^n}{1 - r} \quad r \neq 0, 1 \end{aligned} \quad (3)$$

Proof The sum S_n of the first n terms of $\{a_n\} = \{a_1 r^{n-1}\}$ is

$$S_n = a_1 + a_1 r + \cdots + a_1 r^{n-1} \quad (4)$$

Multiply both sides by r to obtain

$$rS_n = a_1 r + a_1 r^2 + \cdots + a_1 r^n \quad (5)$$

Now, subtract (5) from (4). The result is

$$\begin{aligned} S_n - rS_n &= a_1 - a_1 r^n \\ (1 - r)S_n &= a_1(1 - r^n) \end{aligned}$$

Since $r \neq 1$, solve for S_n .

$$S_n = a_1 \cdot \frac{1 - r^n}{1 - r}$$

EXAMPLE 5

Finding the Sum of the First n Terms of a Geometric Sequence

Find the sum S_n of the first n terms of the sequence $\left\{ \left(\frac{1}{2} \right)^n \right\}$; that is, find

$$\sum_{k=1}^n \left(\frac{1}{2} \right)^k = \frac{1}{2} + \frac{1}{4} + \frac{1}{8} + \cdots + \left(\frac{1}{2} \right)^n$$

Solution The sequence $\left\{\left(\frac{1}{2}\right)^n\right\}$ is a geometric sequence with $a_1 = \frac{1}{2}$ and $r = \frac{1}{2}$. Use formula (3) to get

$$\begin{aligned} S_n &= \sum_{k=1}^n \left(\frac{1}{2}\right)^k = \frac{1}{2} + \frac{1}{4} + \frac{1}{8} + \cdots + \left(\frac{1}{2}\right)^n = \sum_{k=1}^n \frac{1}{2} \left(\frac{1}{2}\right)^{k-1} \\ &= \frac{1}{2} \cdot \frac{1 - \left(\frac{1}{2}\right)^n}{1 - \frac{1}{2}} \quad \text{Formula (3); } a_1 = \frac{1}{2}, r = \frac{1}{2} \\ &= \frac{1}{2} \cdot \frac{1 - \left(\frac{1}{2}\right)^n}{\frac{1}{2}} \\ &= 1 - \left(\frac{1}{2}\right)^n \end{aligned}$$

 **Now Work** PROBLEM 41



EXAMPLE 6

Using a Graphing Utility to Find the Sum of a Geometric Sequence

Use a graphing utility to find the sum of the first 15 terms of the sequence $\left\{\left(\frac{1}{3}\right)^n\right\}$; that is, find

$$\sum_{k=1}^{15} \left(\frac{1}{3}\right)^k = \frac{1}{3} + \frac{1}{9} + \frac{1}{27} + \cdots + \left(\frac{1}{3}\right)^{15}$$

Solution Figure 8 shows the result using a TI-84 Plus C graphing calculator. The sum of the first 15 terms of the sequence $\left\{\left(\frac{1}{3}\right)^n\right\}$ is approximately 0.4999999652.

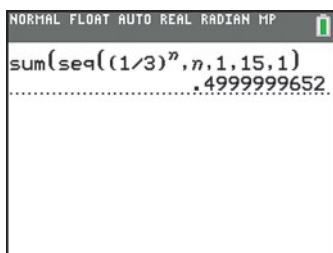


Figure 8

 **Now Work** PROBLEM 47

4 Determine Whether a Geometric Series Converges or Diverges

DEFINITION Infinite Geometric Series

An infinite sum of the form

$$a_1 + a_1r + a_1r^2 + \cdots + a_1r^{n-1} + \cdots$$

with first term a_1 and common ratio r , is called an **infinite geometric series** and is denoted by

$$\sum_{k=1}^{\infty} a_1r^{k-1}$$

The sum S_n of the first n terms of a geometric series is

$$S_n = a_1 + a_1 \cdot r + a_1 \cdot r^2 + \cdots + a_1 \cdot r^{n-1} \quad (6)$$

If this finite sum S_n approaches a number L as $n \rightarrow \infty$, then the infinite geometric series $\sum_{k=1}^{\infty} a_1 r^{k-1}$ **converges** to L and L is called the **sum of the infinite geometric series**. The sum is written as

$$L = \sum_{k=1}^{\infty} a_1 r^{k-1}$$

A series that does not converge is called a **divergent series**.

THEOREM Convergence of an Infinite Geometric Series

If $|r| < 1$, the infinite geometric series $\sum_{k=1}^{\infty} a_1 r^{k-1}$ converges. Its sum is

$$\sum_{k=1}^{\infty} a_1 r^{k-1} = \frac{a_1}{1-r} \quad (7)$$

Intuitive Proof

- If $r = 0$, then $S_n = a_1 + 0 + \cdots + 0 = a_1$, so formula (7) is true for $r = 0$.
- If $r \neq 0$ and $|r| < 1$, then, based on formula (3),

$$S_n = a_1 \cdot \frac{1-r^n}{1-r} = \frac{a_1}{1-r} - \frac{a_1 r^n}{1-r} \quad (8)$$

Since $|r| < 1$, it follows that $|r^n|$ approaches 0 as $n \rightarrow \infty$. Then, in formula (8), the term $\frac{a_1 r^n}{1-r}$ approaches 0, so the sum S_n approaches $\frac{a_1}{1-r}$ as $n \rightarrow \infty$. ■

EXAMPLE 7

Determining Whether a Geometric Series Converges or Diverges

Determine whether the geometric series

$$\sum_{k=1}^{\infty} 2 \left(\frac{2}{3} \right)^{k-1} = 2 + \frac{4}{3} + \frac{8}{9} + \cdots$$

converges or diverges. If it converges, find its sum.

Solution

Comparing $\sum_{k=1}^{\infty} 2 \left(\frac{2}{3} \right)^{k-1}$ to $\sum_{k=1}^{\infty} a_1 r^{k-1}$, the first term is $a_1 = 2$ and the common ratio is $r = \frac{2}{3}$. Since $|r| < 1$, the series converges. Use formula (7) to find its sum:

$$\sum_{k=1}^{\infty} 2 \left(\frac{2}{3} \right)^{k-1} = 2 + \frac{4}{3} + \frac{8}{9} + \cdots = \frac{2}{1 - \frac{2}{3}} = 6$$

Now Work PROBLEM 53

EXAMPLE 8

Repeating Decimals

Show that the repeating decimal $0.999 \dots$ equals 1.

Solution

The decimal $0.999 \dots = 0.9 + 0.09 + 0.009 + \cdots = \frac{9}{10} + \frac{9}{100} + \frac{9}{1000} + \cdots$ is an infinite geometric series. Write it in the form $\sum_{k=1}^{\infty} a_1 r^{k-1}$ and use formula (7).

$$0.999 \dots = \frac{9}{10} + \frac{9}{100} + \frac{9}{1000} + \cdots = \sum_{k=1}^{\infty} \frac{9}{10^k} = \sum_{k=1}^{\infty} \frac{9}{10 \cdot 10^{k-1}} = \sum_{k=1}^{\infty} \frac{9}{10} \left(\frac{1}{10} \right)^{k-1}$$

(continued)

Compare this series to $\sum_{k=1}^{\infty} a_1 r^{k-1}$ and note that $a_1 = \frac{9}{10}$ and $r = \frac{1}{10}$. Since $|r| < 1$, the series converges and its sum is

$$0.999 \dots = \frac{\frac{9}{10}}{1 - \frac{1}{10}} = \frac{\frac{9}{10}}{\frac{9}{10}} = 1$$

The repeating decimal $0.999 \dots$ equals 1. J



EXAMPLE 9

Pendulum Swings

Initially, a pendulum swings through an arc of length 18 inches. See Figure 9. On each successive swing, the length of the arc is 0.98 of the previous length.

- What is the length of the arc of the 10th swing?
- On which swing is the length of the arc first less than 12 inches?
- After 15 swings, what total distance has the pendulum swung?
- When it stops, what total distance has the pendulum swung?

Solution

- The length of the first swing is 18 inches.
The length of the second swing is $0.98 \cdot 18$ inches.
The length of the third swing is $0.98 \cdot 0.98 \cdot 18 = 0.98^2 \cdot 18$ inches.
The length of the arc of the 10th swing is

$$(0.98)^9 \cdot 18 \approx 15.007 \text{ inches}$$

- The length of the arc of the n th swing is $(0.98)^{n-1} \cdot 18$. For the length of the arc to be exactly 12 inches requires that

$$(0.98)^{n-1} \cdot 18 = 12$$

$$(0.98)^{n-1} = \frac{12}{18} = \frac{2}{3}$$

Divide both sides by 18.

$$n - 1 = \log_{0.98} \left(\frac{2}{3} \right)$$

Express as a logarithm.

$$n = 1 + \frac{\ln \left(\frac{2}{3} \right)}{\ln 0.98} \approx 1 + 20.07 = 21.07$$

Solve for n ; use the Change of Base Formula.

The length of the arc of the pendulum exceeds 12 inches on the 21st swing and is first less than 12 inches on the 22nd swing.

- After 15 swings, the total distance swung is

$$L = \underbrace{18}_{1\text{st}} + \underbrace{0.98 \cdot 18}_{2\text{nd}} + \underbrace{(0.98)^2 \cdot 18}_{3\text{rd}} + \underbrace{(0.98)^3 \cdot 18}_{4\text{th}} + \dots + \underbrace{(0.98)^{14} \cdot 18}_{15\text{th}}$$

This is the sum of a geometric sequence. The common ratio is 0.98; the first term is 18. The sum has 15 terms, so

$$L = 18 \cdot \frac{1 - 0.98^{15}}{1 - 0.98} \approx 18 \cdot 13.07 \approx 235.3 \text{ inches}$$

The pendulum has swung approximately 235.3 inches after 15 swings.

- When the pendulum stops, it has swung the total distance

$$T = 18 + 0.98 \cdot 18 + (0.98)^2 \cdot 18 + (0.98)^3 \cdot 18 + \dots$$

This is the sum of an infinite geometric series. The common ratio is $r = 0.98$; the first term is $a_1 = 18$. Since $|r| < 1$, the series converges. Its sum is

$$T = \frac{a_1}{1 - r} = \frac{18}{1 - 0.98} = 900$$

The pendulum has swung a total of 900 inches when it finally stops. J

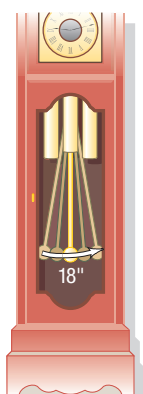


Figure 9



5 Solve Annuity Problems

Section 5.7 developed the compound interest formula, which gives the future value when a fixed amount of money is deposited in an account that pays interest compounded periodically. Often, though, money is invested in small amounts at periodic intervals. An **annuity** is a sequence of equal periodic deposits. The periodic deposits may be made annually, quarterly, monthly, or daily.

When deposits are made at the same time that the interest is credited, the annuity is called **ordinary**. We discuss only ordinary annuities here. The **amount of an annuity** is the sum of all deposits made plus all interest paid.

Suppose that the interest rate that an account earns is i percent per payment period (expressed as a decimal). For example, if an account pays 12% compounded monthly (12 times a year), then $i = \frac{0.12}{12} = 0.01$. If an account pays 8% compounded quarterly (4 times a year), then $i = \frac{0.08}{4} = 0.02$.

To develop a formula for the amount of an annuity, suppose that $\$P$ is deposited each payment period for n payment periods in an account that earns i percent per payment period. When the last deposit is made at the n th payment period, the first deposit of $\$P$ has earned interest compounded for $n - 1$ payment periods, the second deposit of $\$P$ has earned interest compounded for $n - 2$ payment periods, and so on. Table 3 shows the value of each deposit after n deposits have been made.

Table 3

Deposit	1	2	3	...	$n - 1$	n
Amount	$P(1 + i)^{n-1}$	$P(1 + i)^{n-2}$	$P(1 + i)^{n-3}$...	$P(1 + i)$	P

The amount A of the annuity is the sum of the amounts shown in Table 3; that is,

$$\begin{aligned} A &= P \cdot (1 + i)^{n-1} + P \cdot (1 + i)^{n-2} + \cdots + P \cdot (1 + i) + P \\ &= P[1 + (1 + i) + \cdots + (1 + i)^{n-1}] \end{aligned}$$

The expression in brackets is the sum of a geometric sequence with n terms and a common ratio of $(1 + i)$. As a result,

$$\begin{aligned} A &= P[1 + (1 + i) + \cdots + (1 + i)^{n-2} + (1 + i)^{n-1}] \\ &= P \frac{1 - (1 + i)^n}{1 - (1 + i)} = P \frac{1 - (1 + i)^n}{-i} = P \frac{(1 + i)^n - 1}{i} \end{aligned}$$

The following theorem has been proved:

THEOREM Amount of an Annuity

Suppose that P is the deposit in dollars made at the end of each payment period for an annuity paying i percent interest per payment period. The amount A of the annuity after n deposits is

$$A = P \frac{(1 + i)^n - 1}{i} \quad (9)$$

NOTE In formula (9), remember that when the n th deposit is made, the first deposit has earned interest for $n - 1$ compounding periods and the n th deposit has earned no interest. ■

EXAMPLE 10

Determining the Amount of an Annuity

To save for retirement, Brett decides to place $\$4000$ into an individual retirement account (IRA) each year for the next 30 years. What will the value of the IRA be when Brett makes his 30th deposit? Assume that the rate of return of the IRA is 7% per annum compounded annually. (This is the historical rate of return in the stock market.)

Solution This is an ordinary annuity with $n = 30$ annual deposits of $P = \$4000$. The rate of interest per payment period is $i = \frac{0.07}{1} = 0.07$. The amount A of the annuity after 30 deposits is

$$A = \$4000 \frac{(1 + 0.07)^{30} - 1}{0.07} \approx \$4000 \cdot 94.46078632 \approx \$377,843.15$$

EXAMPLE 11**Determining the Amount of an Annuity**

To save for her daughter's college education, Miranda decides to put \$100 aside every month in a credit union account paying 2% interest compounded monthly. She begins this savings program when her daughter is 3 years old. How much will she have saved by the time she makes the 180th deposit? How old is her daughter at this time?

Solution This is an annuity with $P = \$100$, $n = 180$, and $i = \frac{0.02}{12}$. The amount A of the annuity after 180 deposits is

$$A = \$100 \frac{\left(1 + \frac{0.02}{12}\right)^{180} - 1}{\frac{0.02}{12}} \approx \$100 \cdot 209.71306 \approx \$20,971.31$$

Because there are 12 deposits per year, when the 180th deposit is made $\frac{180}{12} = 15$ years have passed, and Miranda's daughter is 18 years old.

 **Now Work** PROBLEM 91

Historical Feature

Fibonacci

Sequences are among the oldest objects of mathematical investigation, having been studied for over 3500 years. After the initial steps, however, little progress was made until about 1600.

Arithmetic and geometric sequences appear in the Rhind papyrus, a mathematical text containing 85 problems copied around 1650 BC by the Egyptian scribe Ahmes from an earlier work (see Historical Problem 1). Fibonacci (AD 1220) wrote about problems similar to those found in the Rhind papyrus, leading one to suspect that Fibonacci may have had material available that is now lost. This material would have been in the non-Euclidean Greek tradition of Heron (about AD 75) and

Diophantus (about AD 250). One problem, again modified slightly, is still with us in the familiar puzzle rhyme "As I was going to St. Ives . . ." (see Historical Problem 2).

The Rhind papyrus indicates that the Egyptians knew how to add up the terms of an arithmetic or geometric sequence, as did the Babylonians. The rule for summing up a geometric sequence is found in Euclid's *Elements* (Book IX, 35, 36), where, like all Euclid's algebra, it is presented in a geometric form.

Investigations of other kinds of sequences began in the 1500s, when algebra became sufficiently developed to handle the more complicated problems. The development of calculus in the 1600s added a powerful new tool, especially for finding the sum of an infinite series, and the subject continues to flourish today.

Historical Problems

1. *Arithmetic sequence problem from the Rhind papyrus (statement modified slightly for clarity)* One hundred loaves of bread are to be divided among five people so that the amounts that they receive form an arithmetic sequence. The first two together receive one-seventh of what the last three receive. How many loaves does each receive?

[Partial answer: First person receives $1\frac{2}{3}$ loaves.]

2. The following old English children's rhyme resembles one of the Rhind papyrus problems.

As I was going to St. Ives
I met a man with seven wives

Each wife had seven sacks
Each sack had seven cats
Each cat had seven kits [kittens]
Kits, cats, sacks, wives
How many were going to St. Ives?

- (a) Assuming that the speaker and the cat fanciers met by traveling in opposite directions, what is the answer?
- (b) How many kittens are being transported?
- (c) Kits, cats, sacks, wives; how many?

12.3 Assess Your Understanding

'Are You Prepared?' Answers are given at the end of these exercises. If you get a wrong answer, read the pages listed in red.

- If \$1000 is invested at 4% per annum compounded semiannually, how much is in the account after 2 years? (pp. 325–328)
- How much do you need to invest now at 5% per annum compounded monthly so that in 1 year you will have \$10,000? (pp. 329–330)

Concepts and Vocabulary

- In a(n) _____ sequence, the ratio of successive terms is a constant.
- If $|r| < 1$, the sum of the geometric series $\sum_{k=1}^{\infty} ar^{k-1}$ is _____.
- Multiple Choice** If a series does not converge, it is called a(n) _____ series.
(a) arithmetic (b) divergent (c) geometric (d) recursive
- True or False** A geometric sequence may be defined recursively.
- True or False** In a geometric sequence, the common ratio is always a positive number.
- True or False** For a geometric sequence with first term a_1 and common ratio r , where $r \neq 0$, $r \neq 1$, the sum of the first n terms is $S_n = a_1 \cdot \frac{1 - r^n}{1 - r}$.

Skill Building

In Problems 9–18, show that each sequence is geometric. Then find the common ratio and list the first four terms.

- $\{s_n\} = \{4^n\}$
- $\{s_n\} = \{(-5)^n\}$
- $\{a_n\} = \left\{-3\left(\frac{1}{2}\right)^n\right\}$
- $\{b_n\} = \left\{\left(\frac{5}{2}\right)^n\right\}$
- $\{c_n\} = \left\{\frac{2^{n-1}}{4}\right\}$
- $\{d_n\} = \left\{\frac{3^n}{9}\right\}$
- $\{e_n\} = \{7^{n/4}\}$
- $\{f_n\} = \{3^{2n}\}$
- $\{t_n\} = \left\{\frac{3^{n-1}}{2^n}\right\}$
- $\{u_n\} = \left\{\frac{2^n}{3^{n-1}}\right\}$

In Problems 19–26, find the fifth term and the n th term of the geometric sequence whose first term a_1 and common ratio r are given.

- $a_1 = 2$; $r = 3$
- $a_1 = -2$; $r = 4$
- $a_1 = 5$; $r = -1$
- $a_1 = 6$; $r = -2$
- $a_1 = 0$; $r = \frac{1}{7}$
- $a_1 = 1$; $r = -\frac{1}{3}$
- $a_1 = \sqrt{3}$; $r = \sqrt{3}$
- $a_1 = 0$; $r = \frac{1}{\pi}$

In Problems 27–32, find the indicated term of each geometric sequence.

- 7th term of $1, \frac{1}{2}, \frac{1}{4}, \dots$
- 8th term of $1, 3, 9, \dots$
- 15th term of $1, -1, 1, \dots$
- 10th term of $-1, 2, -4, \dots$
- 8th term of $0.4, 0.04, 0.004, \dots$
- 7th term of $0.1, 1.0, 10.0, \dots$

In Problems 33–40, find the n th term a_n of each geometric sequence. When given, r is the common ratio.

- 6, 18, 54, 162, ...
- 5, 10, 20, 40, ...
- $-3, 1, -\frac{1}{3}, \frac{1}{9}, \dots$
- 4, 1, $\frac{1}{4}, \frac{1}{16}, \dots$
- $a_6 = 243$; $r = -3$
- $a_2 = 7$; $r = \frac{1}{3}$
- $a_2 = 7$; $a_4 = 1575$
- $a_3 = \frac{1}{3}$; $a_6 = \frac{1}{81}$

In Problems 41–46, find each sum.

- $\frac{1}{4} + \frac{2}{4} + \frac{2^2}{4} + \frac{2^3}{4} + \dots + \frac{2^{n-1}}{4}$
- $\frac{3}{9} + \frac{3^2}{9} + \frac{3^3}{9} + \dots + \frac{3^n}{9}$
- $\sum_{k=1}^n \left(\frac{2}{3}\right)^k$
- $\sum_{k=1}^n 4 \cdot 3^{k-1}$
- $-1 - 2 - 4 - 8 - \dots - (2^{n-1})$
- $2 + \frac{6}{5} + \frac{18}{25} + \dots + 2\left(\frac{3}{5}\right)^{n-1}$

For Problems 47–52, use a graphing utility to find the sum of each geometric sequence.

- $\frac{1}{4} + \frac{2}{4} + \frac{2^2}{4} + \frac{2^3}{4} + \dots + \frac{2^{14}}{4}$
- $\frac{3}{9} + \frac{3^2}{9} + \frac{3^3}{9} + \dots + \frac{3^{15}}{9}$
- $\sum_{n=1}^{15} \left(\frac{2}{3}\right)^n$
- $\sum_{n=1}^{15} 4 \cdot 3^{n-1}$
- $-1 - 2 - 4 - 8 - \dots - 2^{14}$
- $2 + \frac{6}{5} + \frac{18}{25} + \dots + 2\left(\frac{3}{5}\right)^{15}$

In Problems 53–68, determine whether each infinite geometric series converges or diverges. If it converges, find its sum.

53. $1 + \frac{1}{3} + \frac{1}{9} + \dots$ 54. $2 + \frac{4}{3} + \frac{8}{9} + \dots$ 55. $8 + 4 + 2 + \dots$ 56. $6 + 2 + \frac{2}{3} + \dots$
57. $2 - \frac{1}{2} + \frac{1}{8} - \frac{1}{32} + \dots$ 58. $1 - \frac{3}{4} + \frac{9}{16} - \frac{27}{64} + \dots$ 59. $8 + 12 + 18 + 27 + \dots$ 60. $9 + 12 + 16 + \frac{64}{3} + \dots$
61. $\sum_{k=1}^{\infty} 5\left(\frac{1}{4}\right)^{k-1}$ 62. $\sum_{k=1}^{\infty} 8\left(\frac{1}{3}\right)^{k-1}$ 63. $\sum_{k=1}^{\infty} \frac{1}{2} \cdot 3^{k-1}$ 64. $\sum_{k=1}^{\infty} 3\left(\frac{3}{2}\right)^{k-1}$
65. $\sum_{k=1}^{\infty} 6\left(-\frac{2}{3}\right)^{k-1}$ 66. $\sum_{k=1}^{\infty} 4\left(-\frac{1}{2}\right)^{k-1}$ 67. $\sum_{k=1}^{\infty} 3\left(\frac{2}{3}\right)^k$ 68. $\sum_{k=1}^{\infty} 2\left(\frac{3}{4}\right)^k$

Mixed Practice In Problems 69–82, determine whether the given sequence is arithmetic, geometric, or neither. If the sequence is arithmetic, find the common difference; if it is geometric, find the common ratio. If the sequence is arithmetic or geometric, find the sum of the first 50 terms.

69. $\{n + 2\}$ 70. $\{2n - 5\}$ 71. $\{4n^2\}$ 72. $\{5n^2 + 1\}$ 73. $\left\{3 - \frac{2}{3}n\right\}$
74. $\left\{8 - \frac{3}{4}n\right\}$ 75. $1, 3, 6, 10, \dots$ 76. $2, 4, 6, 8, \dots$ 77. $\left\{\left(\frac{2}{3}\right)^n\right\}$ 78. $\left\{\left(\frac{5}{4}\right)^n\right\}$
79. $-1, 2, -4, 8, \dots$ 80. $1, 1, 2, 3, 5, 8, \dots$ 81. $\{3^{n/2}\}$ 82. $\{(-1)^n\}$

Applications and Extensions

83. Find x so that x , $x + 2$, and $x + 3$ are consecutive terms of a geometric sequence.

84. Find x so that $x - 1$, x , and $x + 2$ are consecutive terms of a geometric sequence.

85. **Salary Increases** If you have been hired at an annual salary of \$42,000 and expect to receive annual increases of 3%, what will your salary be when you begin your fifth year?

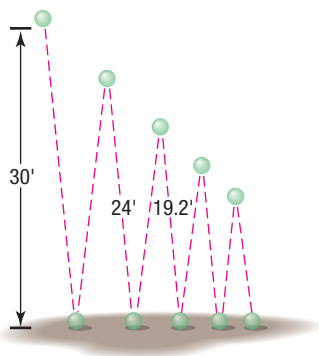
86. **Equipment Depreciation** A new piece of equipment cost a company \$15,000. Each year, for tax purposes, the company depreciates the value by 15%. What value should the company give the equipment after 5 years?

87. **Pendulum Swings** Initially, a pendulum swings through an arc of length 2 feet. On each successive swing, the length of the arc is 0.9 of the previous length.

- (a) What is the length of the arc of the 10th swing?
 (b) On which swing is the length of the arc first less than 1 foot?
 (c) After 15 swings, what total length has the pendulum swung?
 (d) When it stops, what total length has the pendulum swung?

88. **Bouncing Balls** A ball is dropped from a height of 30 feet. Each time it strikes the ground, it bounces up to 0.8 of the previous height.

- (a) What height does the ball bounce up to after it strikes the ground for the third time?
 (b) How high does it bounce after it strikes the ground for the n th time?



(c) How many times does the ball need to strike the ground before its bounce is less than 6 inches?

(d) What total vertical distance does the ball travel before it stops bouncing?

89. **Retirement** Christine contributes \$100 each month to her 401(k). What will be the value of Christine's 401(k) after the 360th deposit (30 years) if the per annum rate of return is assumed to be 8% compounded monthly?

90. **Saving for a Home** Jolene wants to purchase a new home. Suppose that she invests \$400 per month into a mutual fund. If the per annum rate of return of the mutual fund is assumed to be 6% compounded monthly, how much will Jolene have for a down payment after the 36th deposit (3 years)?

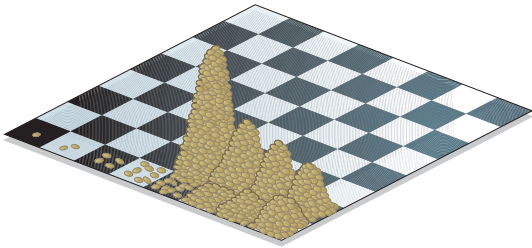
91. **Tax-Sheltered Annuity** Don contributes \$500 at the end of each quarter to a tax-sheltered annuity (TSA). What will the value of the TSA be after the 80th deposit (20 years) if the per annum rate of return is assumed to be 5% compounded quarterly?

92. **Retirement** Ray contributes \$1000 to an individual retirement account (IRA) semiannually. What will the value of the IRA be when Ray makes his 30th deposit (after 15 years) if the per annum rate of return is assumed to be 7% compounded semiannually?

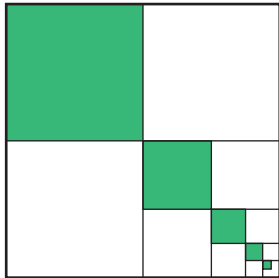
93. **Sinking Fund** Scott and Alice want to purchase a vacation home in 10 years and need \$50,000 for a down payment. How much should they place in a savings account each month if the per annum rate of return is assumed to be 3.5% compounded monthly?

94. **Sinking Fund** For a child born in 2018, the cost of a 4-year college education at a public university is projected to be \$185,000. Assuming a 4.75% per annum rate of return compounded monthly, how much must be contributed to a college fund every month to have \$185,000 in 18 years when the child begins college?

- 95. Grains of Wheat on a Chess Board** In an old fable, a commoner who had saved the king's life was told he could ask the king for any just reward. Being a shrewd man, the commoner said, "A simple wish, sire. Place one grain of wheat on the first square of a chessboard, two grains on the second square, four grains on the third square, continuing until you have filled the board. This is all I seek." Compute the total number of grains needed to do this to see why the request, seemingly simple, could not be granted. (A chessboard consists of $8 \times 8 = 64$ squares.)



- 96. Shading Squares** Look at the figure. What fraction of the square is eventually shaded if the indicated shading process continues indefinitely?



- 97. Multiplier** Suppose that, throughout the U.S. economy, individuals spend 90% of every additional dollar that they earn. Economists would say that an individual's **marginal propensity to consume** is 0.90. For example, if Jane earns an additional dollar, she will spend $0.9(1) = \$0.90$ of it. The individual who earns \$0.90 (from Jane) will spend 90% of it, or \$0.81. This process of spending continues and results in an infinite geometric series as follows:

$$1, 0.90, 0.90^2, 0.90^3, 0.90^4, \dots$$

The sum of this infinite geometric series is called the **multiplier**. What is the multiplier if individuals spend 90% of every additional dollar that they earn?

- 98. Multiplier** Refer to Problem 97. Suppose that the marginal propensity to consume throughout the U.S. economy is 0.95. What is the multiplier for the U.S. economy?
- 99. Stock Price** One method of pricing a stock is to discount the stream of future dividends of the stock. Suppose that a stock pays $\$P$ per year in dividends, and historically, the dividend has been increased $i\%$ per year. If you desire an annual rate of return of $r\%$, this method of pricing a stock states that the price that you should pay is the present value of an infinite stream of payments:

$$\text{Price} = P + P \cdot \frac{1+i}{1+r} + P \cdot \left(\frac{1+i}{1+r}\right)^2 + P \cdot \left(\frac{1+i}{1+r}\right)^3 + \dots$$

The price of the stock is the sum of an infinite geometric series. Suppose that a stock pays an annual dividend of \$4.00, and historically, the dividend has been increased 3% per year. You desire an annual rate of return of 9%. What is the most you should pay for the stock?

- 100. Stock Price** Refer to Problem 99. Suppose that a stock pays an annual dividend of \$2.50, and historically, the dividend has increased 4% per year. You desire an annual rate of return of 11%. What is the most that you should pay for the stock?

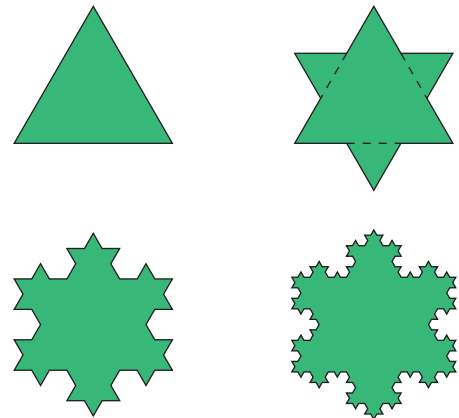
- 101. A Rich Man's Promise** A rich man promises to give you \$1000 on September 1. Each day thereafter he will give you $\frac{9}{10}$ of what he gave you the previous day. What is the first date on which the amount you receive is less than 1¢? How much have you received when this happens?

- 102. Seating Revenue** A special section in the end zone of a football stadium has 2 seats in the first row and 14 rows total. Each successive row has 2 seats more than the row before. In this particular section, the first seat is sold for 1 cent, and each following seat sells for 5% more than the previous seat. Find the total revenue generated if every seat in the section is sold. Round only the final answer, and state the final answer in dollars rounded to two decimal places. (JJC)[†]

- 103. Challenge Problem** Suppose x, y, z are consecutive terms in a geometric sequence. If $x + y + z = 103$ and $x^2 + y^2 + z^2 = 6901$, find the value of y . [Hint: Let r be the common ratio so $y = xr$ and $z = yr = xr^2$.]

- 104. Challenge Problem Koch's Snowflake** The area inside the fractal known as the Koch snowflake can be described as the sum of the areas of infinitely many equilateral triangles, as pictured below.

For all but the center (largest) triangle, a triangle in the Koch snowflake is $\frac{1}{9}$ the area of the next largest triangle in the fractal. Suppose the area of the largest triangle has area of 2 square meters.



- (a) Show that the area of the Koch snowflake is given by the series

$$A = 2 + 2 \cdot 3 \left(\frac{1}{9}\right) + 2 \cdot 12 \left(\frac{1}{9}\right)^2 + 2 \cdot 48 \left(\frac{1}{9}\right)^3 + 2 \cdot 192 \left(\frac{1}{9}\right)^4 + \dots$$

- (b) Find the exact area of the Koch snowflake by finding the sum of the series.

[†]Courtesy of the Joliet Junior College Mathematics Department.

Explaining Concepts: Discussion and Writing

105. Critical Thinking You are interviewing for a job and receive two offers for a five-year contract:

- A: \$40,000 to start, with guaranteed annual increases of 6% for the first 5 years
 B: \$44,000 to start, with guaranteed annual increases of 3% for the first 5 years

Which offer is better if your goal is to be making as much as possible after 5 years? Which is better if your goal is to make as much money as possible over the contract (5 years)?

106. Critical Thinking Which of the following choices, *A* or *B*, results in more money?

- A: To receive \$1000 on day 1, \$999 on day 2, \$998 on day 3, with the process to end after 1000 days
 B: To receive \$1 on day 1, \$2 on day 2, \$4 on day 3, for 19 days

107. Critical Thinking You have just signed a 7-year professional football league contract with a beginning salary of \$2,000,000 per year. Management gives you the following options with regard to your salary over the 7 years.

- A bonus of \$100,000 each year
- An annual increase of 4.5% per year beginning after 1 year
- An annual increase of \$95,000 per year beginning after 1 year

Which option provides the most money over the 7-year period? Which the least? Which would you choose? Why?

108. Critical Thinking Suppose you were offered a job in which you would work 8 hours per day for 5 workdays per week for 1 month at hard manual labor. Your pay the first day would be 1 penny. On the second day your pay would be two pennies; the third day 4 pennies. Your pay would double on each successive workday. There are 22 workdays in the month. There will be no sick days. If you miss a day of work, there is no pay or pay increase. How much do you get paid if you work all 22 days? How much do you get paid for the 22nd workday? What risks do you run if you take this job offer? Would you take the job?

109. Can a sequence be both arithmetic and geometric? Give reasons for your answer.

110. Make up a geometric sequence. Give it to a friend and ask for its 20th term.

111. Make up two infinite geometric series, one that has a sum and one that does not. Give them to a friend and ask for the sum of each series.

112. Describe the similarities and differences between geometric sequences and exponential functions.

Retain Your Knowledge

Problems 113–122 are based on material learned earlier in the course. The purpose of these problems is to keep the material fresh in your mind so that you are better prepared for the final exam.

113. Use the Change-of-Base Formula and a calculator to evaluate $\log_7 62$. Round the answer to three decimal places.

114. Find the unit vector in the same direction as $\mathbf{v} = 8\mathbf{i} - 15\mathbf{j}$.

115. Find the equation of the hyperbola with vertices at $(-2, 0)$ and $(2, 0)$, and a focus at $(4, 0)$.

116. Find the value of the determinant:
$$\begin{vmatrix} 3 & 1 & 0 \\ 0 & -2 & 6 \\ 4 & -1 & -2 \end{vmatrix}$$

117. Liv notices a blue jay in a tree. Initially she must look up 5 degrees from eye level to see the jay, but after moving 6 feet closer she must look up 7 degrees from eye level. How high is the jay in the tree if you add 5.5 feet to account for Liv's height? Round to the nearest tenth.

118. Write the factored form of the polynomial function of smallest degree that touches the x -axis at $x = 4$, crosses the x -axis at $x = -2$ and $x = 1$, and has a y -intercept of 4.

119. Given $s(t) = -16t^2 + 3t$, find the difference quotient $\frac{s(t) - s(1)}{t - 1}$.

120. Find a rectangular equation of the plane curve with parametric equations $x(t) = t + 5$ and $y(t) = \sqrt{t}$ for $t \geq 0$.

121. Find the function g whose graph is the graph of $y = \sqrt{x}$ but is stretched vertically by a factor of 7 and shifted left 5 units.

122. Factor completely: $x^4 - 29x^2 + 100$

'Are You Prepared?' Answers

1. \$1082.43

2. \$9513.28

12.4 Mathematical Induction

OBJECTIVE 1 Prove Statements Using Mathematical Induction (p. 845)

1 Prove Statements Using Mathematical Induction

Mathematical induction is a method for proving that statements involving natural numbers are true for all natural numbers.*

For example, the statement “the sum of the first n positive odd integers equals n^2 ,” that is,

$$1 + 3 + 5 + \cdots + (2n - 1) = n^2 \quad (1)$$

can be proved for all natural numbers n by using mathematical induction.

Before stating the method of mathematical induction, let's try to gain a sense of the power of the method. We use the statement in equation (1) for this purpose by restating it for various values of $n = 1, 2, 3, \dots$

$n = 1$	The sum of the first positive odd integer is 1^2 ; $1 = 1^2$.
$n = 2$	The sum of the first 2 positive odd integers is 2^2 ; $1 + 3 = 4 = 2^2$.
$n = 3$	The sum of the first 3 positive odd integers is 3^2 ; $1 + 3 + 5 = 9 = 3^2$.
$n = 4$	The sum of the first 4 positive odd integers is 4^2 ; $1 + 3 + 5 + 7 = 16 = 4^2$.

Although from this pattern we might conjecture that statement (1) is true for any natural number n , can we really be sure that it does not fail for some choice of n ? The method of proof by mathematical induction allows us to prove that the statement is true for all n .

THEOREM The Principle of Mathematical Induction

Suppose that the following two conditions are satisfied with regard to a statement about natural numbers:

- CONDITION I: The statement is true for the natural number 1.
 CONDITION II: If the statement is true for some natural number k , and it can be shown to be true for the next natural number $k + 1$,

then the statement is true for all natural numbers.




Figure 10

The following physical interpretation illustrates why the principle works. Think of a collection of natural numbers obeying a statement as a collection of infinitely many dominoes. See Figure 10.

Now, suppose that two facts are given:

1. The first domino is pushed over.
2. If one domino falls over, say the k th domino, so will the next one, the $(k + 1)$ st domino.

Is it safe to conclude that *all* the dominoes fall over? The answer is yes, because if the first one falls (Condition I), the second one does also (by Condition II); and if the second one falls, so does the third (by Condition II); and so on.

EXAMPLE 1

Using Mathematical Induction

Show that the following statement is true for all natural numbers n .

$$1 + 3 + 5 + \cdots + (2n - 1) = n^2 \quad (2)$$

*Recall that the natural numbers are the numbers $1, 2, 3, 4, \dots$. In other words, the terms *natural numbers* and *positive integers* are synonymous.

Solution First show that statement (2) holds for $n = 1$. Because $1 = 1^2$, statement (2) is true for $n = 1$. Condition I holds.

Next, show that Condition II holds. From statement (2), assume that

$$1 + 3 + 5 + \cdots + (2k - 1) = k^2 \quad (3)$$

is true for some natural number k .

Now show that, based on equation (3), statement (2) holds for $k + 1$. Look at the sum of the first $k + 1$ positive odd integers to determine whether this sum equals $(k + 1)^2$.

$$\begin{aligned} 1 + 3 + 5 + \cdots + (2k - 1) + [2(k + 1) - 1] &= [1 + 3 + 5 + \cdots + (2k - 1)] + (2k + 1) \\ &= \underbrace{k^2}_{\text{= } k^2 \text{ by equation (3)}} + (2k + 1) \\ &= k^2 + (2k + 1) \\ &= k^2 + 2k + 1 = (k + 1)^2 \end{aligned}$$

Conditions I and II are satisfied; by the Principle of Mathematical Induction, statement (2) is true for all natural numbers n . \square

EXAMPLE 2

Using Mathematical Induction

Show that the following statement is true for all natural numbers n .

$$2^n > n$$

Solution First, show that the statement $2^n > n$ holds when $n = 1$. Because $2^1 = 2 > 1$, the inequality is true for $n = 1$. Condition I holds.

Next, assume the statement holds for some natural number k ; that is, $2^k > k$. Now show that the statement holds for $k + 1$; that is, show that $2^{k+1} > k + 1$.

$$\begin{aligned} 2^{k+1} = 2 \cdot 2^k &> 2 \cdot k = k + k \geq k + 1 \\ &\quad \uparrow \qquad \qquad \uparrow \\ &\quad 2^k > k \qquad \quad k \geq 1 \end{aligned}$$

If $2^k > k$, then $2^{k+1} > k + 1$, so Condition II of the Principle of Mathematical Induction is satisfied. The statement $2^n > n$ is true for all natural numbers n . \square

EXAMPLE 3

Using Mathematical Induction

Show that the following formula is true for all natural numbers n .

$$1 + 2 + 3 + \cdots + n = \frac{n(n + 1)}{2} \quad (4)$$

Solution First, show that formula (4) is true when $n = 1$. Because

$$\frac{1(1 + 1)}{2} = \frac{1 \cdot 2}{2} = 1$$

Condition I of the Principle of Mathematical Induction holds.

Next, assume that formula (4) holds for some natural number k , and determine whether the formula then holds for the next natural number, $k + 1$.

Assume that

$$1 + 2 + 3 + \cdots + k = \frac{k(k + 1)}{2} \quad \text{for some } k \quad (5)$$

Now show that

$$1 + 2 + 3 + \cdots + k + (k + 1) = \frac{(k + 1)[(k + 1) + 1]}{2} = \frac{(k + 1)(k + 2)}{2}$$

as follows:

$$\begin{aligned}
 1 + 2 + 3 + \cdots + k + (k + 1) &= \underbrace{[1 + 2 + 3 + \cdots + k]}_{= \frac{k(k+1)}{2} \text{ by equation (5)}} + (k + 1) \\
 &= \frac{k(k+1)}{2} + (k + 1) \\
 &= \frac{k^2 + k + 2k + 2}{2} \\
 &= \frac{k^2 + 3k + 2}{2} = \frac{(k+1)(k+2)}{2}
 \end{aligned}$$

Condition II also holds. As a result, formula (4) is true for all natural numbers n . \square

 **Now Work** PROBLEM 1

EXAMPLE 4

Using Mathematical Induction

Show that $3^n - 1$ is divisible by 2 for all natural numbers n .

Solution

First, show that the statement is true when $n = 1$. Because $3^1 - 1 = 3 - 1 = 2$ is divisible by 2, the statement is true when $n = 1$. Condition I is satisfied.

Next, assume that the statement holds for some natural number k , and determine whether the statement holds for the next natural number, $k + 1$.

Assume that $3^k - 1$ is divisible by 2 for some k . Now show that $3^{k+1} - 1$ is divisible by 2.

$$\begin{aligned}
 3^{k+1} - 1 &= 3^{k+1} - 3^k + 3^k - 1 && \text{Subtract and add } 3^k. \\
 &= 3^k(3 - 1) + (3^k - 1) = 3^k \cdot 2 + (3^k - 1)
 \end{aligned}$$

Because $3^k \cdot 2$ is divisible by 2 and $3^k - 1$ is divisible by 2, it follows that $3^k \cdot 2 + (3^k - 1) = 3^{k+1} - 1$ is divisible by 2. Condition II is also satisfied. As a result, the statement “ $3^n - 1$ is divisible by 2” is true for all natural numbers n . \square


 **Now Work** PROBLEM 19

WARNING The conclusion that a statement involving natural numbers is true for all natural numbers is made only after *both* Conditions I and II of the Principle of Mathematical Induction have been satisfied. Problem 28 demonstrates a statement for which only Condition I holds, and the statement is *not* true for all natural numbers. Problem 29 demonstrates a statement for which only Condition II holds, and the statement is *not* true for any natural number. \blacksquare

12.4 Assess Your Understanding

Skill Building

In Problems 1–22, use the Principle of Mathematical Induction to show that the given statement is true for all natural numbers n .

-  $2 + 4 + 6 + \cdots + 2n = n(n + 1)$
- $1 + 5 + 9 + \cdots + (4n - 3) = n(2n - 1)$
- $3 + 4 + 5 + \cdots + (n + 2) = \frac{1}{2}n(n + 5)$
- $3 + 5 + 7 + \cdots + (2n + 1) = n(n + 2)$
- $2 + 5 + 8 + \cdots + (3n - 1) = \frac{1}{2}n(3n + 1)$
- $1 + 4 + 7 + \cdots + (3n - 2) = \frac{1}{2}n(3n - 1)$
- $1 + 2 + 2^2 + \cdots + 2^{n-1} = 2^n - 1$
- $1 + 3 + 3^2 + \cdots + 3^{n-1} = \frac{1}{2}(3^n - 1)$
- $1 + 4 + 4^2 + \cdots + 4^{n-1} = \frac{1}{3}(4^n - 1)$
- $1 + 5 + 5^2 + \cdots + 5^{n-1} = \frac{1}{4}(5^n - 1)$
- $\frac{1}{1 \cdot 2} + \frac{1}{2 \cdot 3} + \frac{1}{3 \cdot 4} + \cdots + \frac{1}{n(n+1)} = \frac{n}{n+1}$
- $\frac{1}{1 \cdot 3} + \frac{1}{3 \cdot 5} + \frac{1}{5 \cdot 7} + \cdots + \frac{1}{(2n-1)(2n+1)} = \frac{n}{2n+1}$

13. $1^2 + 2^2 + 3^2 + \cdots + n^2 = \frac{1}{6}n(n+1)(2n+1)$

15. $4 + 3 + 2 + \cdots + (5-n) = \frac{1}{2}n(9-n)$

17. $1 \cdot 2 + 2 \cdot 3 + 3 \cdot 4 + \cdots + n(n+1) = \frac{1}{3}n(n+1)(n+2)$

19. $n^2 + n$ is divisible by 2.

21. $n^2 - n + 2$ is divisible by 2.

14. $1^3 + 2^3 + 3^3 + \cdots + n^3 = \frac{1}{4}n^2(n+1)^2$

16. $-2 - 3 - 4 - \cdots - (n+1) = -\frac{1}{2}n(n+3)$

18. $1 \cdot 2 + 3 \cdot 4 + 5 \cdot 6 + \cdots + (2n-1)(2n) = \frac{1}{3}n(n+1)(4n-1)$

20. $n^3 + 2n$ is divisible by 3.

22. $n(n+1)(n+2)$ is divisible by 6.

Applications and Extensions

In Problems 23–27, prove each statement.

23. If $x > 1$, then $x^n > 1$.

24. If $0 < x < 1$, then $0 < x^n < 1$.

25. $a - b$ is a factor of $a^n - b^n$.

[Hint: $a^{k+1} - b^{k+1} = a(a^k - b^k) + b^k(a - b)$]

26. $a + b$ is a factor of $a^{2n+1} + b^{2n+1}$.

27. $(1 + a)^n \geq 1 + na$, for $a > 0$

28. Show that the statement “ $n^2 - n + 41$ is a prime number” is true for $n = 1$ but is not true for $n = 41$.

29. Show that the formula

$$2 + 4 + 6 + \cdots + 2n = n^2 + n + 2$$

obeys Condition II of the Principle of Mathematical Induction. That is, show that if the formula is true for some k , it is also true for $k + 1$. Then show that the formula is false for $n = 1$ (or for any other choice of n).

30. Use mathematical induction to prove that if $r \neq 1$, then

$$a + ar + ar^2 + \cdots + ar^{n-1} = a \frac{1 - r^n}{1 - r}$$

31. Use mathematical induction to prove that

$$a + (a + d) + (a + 2d)$$

$$+ \cdots + [a + (n - 1)d] = na + d \frac{n(n - 1)}{2}$$

32. Extended Principle of Mathematical Induction The Extended Principle of Mathematical Induction states that if Conditions I and II hold, that is,

(I) A statement is true for a natural number j .

(II) If the statement is true for some natural number $k \geq j$, then it is also true for the next natural number $k + 1$.

then the statement is true for all natural numbers $\geq j$. Use the Extended Principle of Mathematical Induction to show

that the number of diagonals in a convex polygon of n sides is $\frac{1}{2}n(n - 3)$.

[Hint: Begin by showing that the result is true when $n = 4$ (Condition I).]

33. Geometry Use the Extended Principle of Mathematical Induction to show that the sum of the interior angles of a convex polygon of n sides equals $(n - 2) \cdot 180^\circ$.

34. Challenge Problem Use the Principle of Mathematical Induction to prove that

$$\begin{bmatrix} 5 & -8 \\ 2 & -3 \end{bmatrix}^n = \begin{bmatrix} 4n + 1 & -8n \\ 2n & 1 - 4n \end{bmatrix}$$

for all natural numbers n .

35. Challenge Problem Paper Creases If a sheet of paper is folded in half by folding the top edge down to the bottom edge, one crease will result. If the folded paper is folded in the same manner, the result is three creases. With each fold, the number of creases can be defined recursively by $c_1 = 1$, $c_{n+1} = 2c_n + 1$.

- Find the number of creases for $n = 3$ and $n = 4$ folds.
- Use the given information and your results from part (a) to find a formula for the number of creases after n folds, c_n , in terms of the number of folds alone.
- Use the Principle of Mathematical Induction to prove that the formula found in part (b) is correct for all natural numbers.
- Tosa Tengujo is reportedly the world's thinnest paper with a thickness of 0.02 mm. If a piece of this paper could be folded 25 times, how tall would the stack be?

Explaining Concepts: Discussion and Writing

36. How would you explain the Principle of Mathematical Induction to a friend?

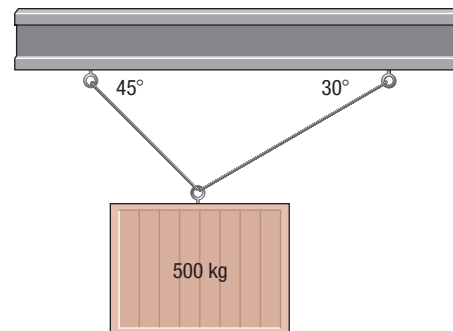
Retain Your Knowledge

Problems 37–45 are based on material learned earlier in the course. The purpose of these problems is to keep the material fresh in your mind so that you are better prepared for the final exam.

37. Solve: $\log_2 \sqrt{x + 5} = 4$

38. Solve the system:
$$\begin{cases} 4x + 3y = -7 \\ 2x - 5y = 16 \end{cases}$$

39. A mass of 500 kg is suspended from two cables, as shown in the figure. What are the tensions in the two cables?



40. For $A = \begin{bmatrix} 1 & 2 & -1 \\ 0 & 1 & 4 \end{bmatrix}$ and $B = \begin{bmatrix} 3 & -1 \\ 1 & 0 \\ -2 & 2 \end{bmatrix}$, find $A \cdot B$.

41. Find the partial fraction decomposition of $\frac{3x}{x^2 + x - 2}$.

42. If $a = 4$, $b = 9$, and $c = 10.2$, find the measure of angle B to the nearest tenth of a degree.

43. Solve: $e^{3x-7} = 4$

44. Find the exact value of $\tan \frac{\theta}{2}$ if $\cos \theta = \frac{5}{8}$ and $\sin \theta > 0$.

45. If $f'(x) = (x^2 - 2x + 1)(3x^2) + (x^3 - 1)(2x - 2)$, find all real numbers x for which $f'(x) = 0$.

12.5 The Binomial Theorem

OBJECTIVES 1 Evaluate $\binom{n}{j}$ (p. 849)

2 Use the Binomial Theorem (p. 851)

Formulas have been given for expanding $(x + a)^n$ for $n = 2$ and $n = 3$. The *Binomial Theorem** is a formula for the expansion of $(x + a)^n$ for any positive integer n . If $n = 1, 2, 3$, and 4 , the expansion of $(x + a)^n$ is straightforward.

$$(x + a)^1 = x + a$$

Two terms, beginning with x^1 and ending with a^1

$$(x + a)^2 = x^2 + 2ax + a^2$$

Three terms, beginning with x^2 and ending with a^2

$$(x + a)^3 = x^3 + 3ax^2 + 3a^2x + a^3$$

Four terms, beginning with x^3 and ending with a^3

$$(x + a)^4 = x^4 + 4ax^3 + 6a^2x^2 + 4a^3x + a^4$$

Five terms, beginning with x^4 and ending with a^4

Notice that each expansion of $(x + a)^n$ begins with x^n and ends with a^n . From left to right, the powers of x are decreasing by 1, while the powers of a are increasing by 1. Also, the number of terms equals $n + 1$. Notice, too, that the degree of each monomial in the expansion equals n . For example, in the expansion of $(x + a)^3$, each monomial ($x^3, 3ax^2, 3a^2x, a^3$) is of degree 3. As a result, it is reasonable to conjecture that the expansion of $(x + a)^n$ would look like this:

$$(x + a)^n = x^n + \text{---} ax^{n-1} + \text{---} a^2 x^{n-2} + \cdots + \text{---} a^{n-1} x + a^n$$


where the blanks are numbers to be found. This is in fact the case.

Before we can fill in the blanks, we need to introduce the symbol $\binom{n}{j}$.

1 Evaluate $\binom{n}{j}$

The symbol $\binom{n}{j}$, read “ n taken j at a time,” is defined next.

*The name *binomial* is derived from the fact that $x + a$ is a binomial; that is, it contains two terms.

 **COMMENT** On a graphing calculator, the symbol $\binom{n}{j}$ may be denoted by the key \boxed{nCr} .

DEFINITION $\binom{n}{j}$

If j and n are integers with $0 \leq j \leq n$, the symbol $\binom{n}{j}$ is defined as

$$\binom{n}{j} = \frac{n!}{j!(n-j)!} \quad (1)$$

EXAMPLE 1

Evaluating $\binom{n}{j}$

Find:

(a) $\binom{3}{1}$ (b) $\binom{4}{2}$ (c) $\binom{8}{7}$  (d) $\binom{65}{15}$

Solution

$$(a) \binom{3}{1} = \frac{3!}{1!(3-1)!} = \frac{3!}{1!2!} = \frac{3 \cdot 2 \cdot 1}{1(2 \cdot 1)} = \frac{6}{2} = 3$$

$$(b) \binom{4}{2} = \frac{4!}{2!(4-2)!} = \frac{4!}{2!2!} = \frac{4 \cdot 3 \cdot 2 \cdot 1}{(2 \cdot 1)(2 \cdot 1)} = \frac{24}{4} = 6$$

$$(c) \binom{8}{7} = \frac{8!}{7!(8-7)!} = \frac{8!}{7!1!} = \frac{8 \cdot 7!}{7! \cdot 1!} = \frac{8}{1} = 8$$

$$8! = 8 \cdot 7!$$

 (d) Figure 11 shows the solution using a TI-84 Plus C graphing calculator. So

$$\binom{65}{15} \approx 2.073746998 \times 10^{14}$$

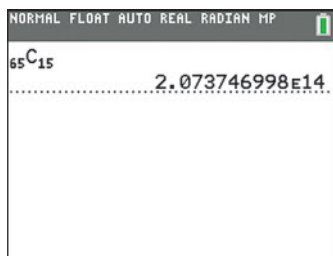


Figure 11

Now Work PROBLEM 5

THEOREM

Four useful formulas involving the symbol $\binom{n}{j}$ are

$$\bullet \binom{n}{0} = 1 \quad \bullet \binom{n}{1} = n \quad \bullet \binom{n}{n-1} = n \quad \bullet \binom{n}{n} = 1$$

Proof $\binom{n}{0} = \frac{n!}{0!(n-0)!} = \frac{n!}{0!n!} = \frac{1}{1} = 1$

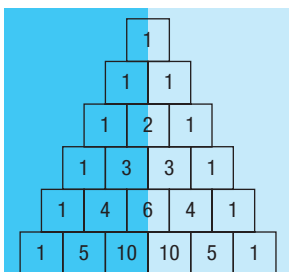
$$\binom{n}{1} = \frac{n!}{1!(n-1)!} = \frac{n!}{(n-1)!} = \frac{\cancel{n}(n-1)!}{\cancel{(n-1)!}} = n$$

You are asked to prove the remaining two formulas in Problem 45. ■

Suppose that the values of the symbol $\binom{n}{j}$ are arranged in a triangular display, as shown next and in Figure 12.

$$\begin{array}{ccccccc} & & & & \binom{0}{0} & & & & \\ & & & & \binom{1}{0} & \binom{1}{1} & & & \\ & & & & \binom{2}{0} & \binom{2}{1} & \binom{2}{2} & & \\ & & & & \binom{3}{0} & \binom{3}{1} & \binom{3}{2} & \binom{3}{3} & \\ & & & & \binom{4}{0} & \binom{4}{1} & \binom{4}{2} & \binom{4}{3} & \binom{4}{4} & \\ & & & & \binom{5}{0} & \binom{5}{1} & \binom{5}{2} & \binom{5}{3} & \binom{5}{4} & \binom{5}{5} \end{array}$$

NOTE The Pascal triangle is symmetric about a line down its center. If we divide the triangle vertically in half, the entries in each row of the left half are the mirror image of the entries in the same row of the right half.



The vertical symmetry of the entries in the Pascal triangle is a result of the fact that

$$\begin{aligned} \binom{n}{n-j} &= \frac{n!}{(n-j)!j!} \\ &= \frac{n!}{j!(n-j)!} = \binom{n}{j} \quad \blacksquare \end{aligned}$$

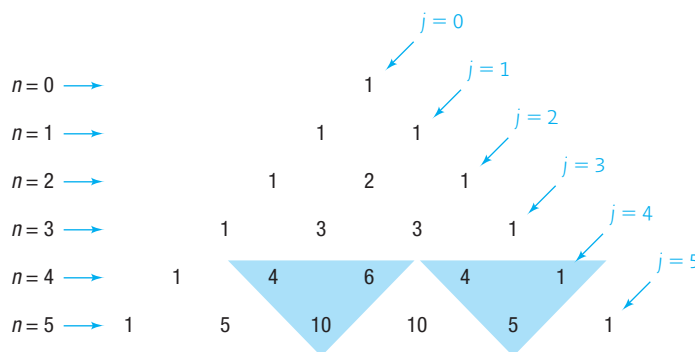


Figure 12 The Pascal triangle

This display is called the **Pascal triangle**, named after Blaise Pascal (1623–1662), a French mathematician.

The Pascal triangle has 1's down the sides. To get any other entry, add the two nearest entries in the row above it. The shaded triangles in Figure 12 illustrate this feature of the Pascal triangle. Based on this feature, the row corresponding to $n = 6$ is found as follows:

$$\begin{aligned} n = 5 &\rightarrow 1 \quad 5 \quad 10 \quad 10 \quad 5 \quad 1 \\ n = 6 &\rightarrow 1 \quad 6 \quad 15 \quad 20 \quad 15 \quad 6 \quad 1 \end{aligned}$$

This addition always works (see the theorem on page 853).

Although the Pascal triangle provides an interesting and organized display of the symbol $\binom{n}{j}$, in practice it is not that helpful. For example, if you want the value of $\binom{12}{5}$, you would need 13 rows of the triangle before seeing the answer. It is much faster to use definition (1).

2 Use the Binomial Theorem

THEOREM Binomial Theorem

Let x and a be real numbers. For any positive integer n ,

$$\begin{aligned} (x + a)^n &= \binom{n}{0}x^n + \binom{n}{1}ax^{n-1} + \cdots + \binom{n}{j}a^jx^{n-j} + \cdots + \binom{n}{n}a^n \\ &= \sum_{j=0}^n \binom{n}{j}a^jx^{n-j} \quad (2) \end{aligned}$$

This is why it was necessary to introduce the symbol $\binom{n}{j}$; the numbers $\frac{n!}{j!(n-j)!}$ are the numerical coefficients in the expansion of $(x + a)^n$. Because of this, the symbol $\binom{n}{j}$ is called a **binomial coefficient**.

EXAMPLE 2

Expanding a Binomial

Use the Binomial Theorem to expand $(x + 2)^5$.

Solution

In the Binomial Theorem, let $a = 2$ and $n = 5$. Then

$$\begin{aligned} (x + 2)^5 &= \binom{5}{0}x^5 + \binom{5}{1}2x^4 + \binom{5}{2}2^2x^3 + \binom{5}{3}2^3x^2 + \binom{5}{4}2^4x + \binom{5}{5}2^5 \\ &\quad \uparrow \\ &\quad \text{Use equation (2).} \\ &= 1 \cdot x^5 + 5 \cdot 2x^4 + 10 \cdot 4x^3 + 10 \cdot 8x^2 + 5 \cdot 16x + 1 \cdot 32 \\ &\quad \uparrow \\ &\quad \text{Use row } n = 5 \text{ of the Pascal triangle or definition (1) for } \binom{n}{j}. \\ &= x^5 + 10x^4 + 40x^3 + 80x^2 + 80x + 32 \end{aligned}$$

EXAMPLE 3**Expanding a Binomial**

Expand $(2y - 3)^4$ using the Binomial Theorem.

Solution First, rewrite the expression $(2y - 3)^4$ as $[2y + (-3)]^4$. Now use the Binomial Theorem with $n = 4$, $x = 2y$, and $a = -3$.

$$\begin{aligned} [2y + (-3)]^4 &= \binom{4}{0}(2y)^4 + \binom{4}{1}(-3)(2y)^3 + \binom{4}{2}(-3)^2(2y)^2 \\ &\quad + \binom{4}{3}(-3)^3(2y) + \binom{4}{4}(-3)^4 \\ &= 1 \cdot 16y^4 + 4(-3)8y^3 + 6 \cdot 9 \cdot 4y^2 + 4(-27)2y + 1 \cdot 81 \\ &\quad \uparrow \\ &\quad \text{Use row } n = 4 \text{ of the Pascal triangle or definition (1) for } \binom{n}{j}. \\ &= 16y^4 - 96y^3 + 216y^2 - 216y + 81 \end{aligned}$$

In this expansion, note that the signs alternate because $a = -3 < 0$. J

 **Now Work** PROBLEM 21

EXAMPLE 4**Finding a Particular Coefficient in a Binomial Expansion**

Find the coefficient of y^8 in the expansion of $(2y + 3)^{10}$.

Solution Expand $(2y + 3)^{10}$ using the Binomial Theorem.

$$\begin{aligned} (2y + 3)^{10} &= \binom{10}{0}(2y)^{10} + \binom{10}{1}(2y)^9(3)^1 + \binom{10}{2}(2y)^8(3)^2 + \binom{10}{3}(2y)^7(3)^3 \\ &\quad + \binom{10}{4}(2y)^6(3)^4 + \cdots + \binom{10}{9}(2y)(3)^9 + \binom{10}{10}(3)^{10} \end{aligned}$$

From the third term in the expansion, the coefficient of y^8 is

$$\binom{10}{2}(2)^8(3)^2 = \frac{10!}{2!8!} \cdot 2^8 \cdot 9 = \frac{10 \cdot 9 \cdot 8!}{2 \cdot 8!} \cdot 2^8 \cdot 9 = 103,680$$
J

As this solution demonstrates, the Binomial Theorem can be used to find a particular term in the expansion of $(ax + b)^n$ without writing the entire expansion.

The term containing x^j in the expansion of $(ax + b)^n$ is

$$\binom{n}{n-j} b^{n-j} (ax)^j \quad (3)$$

Example 4 can be solved by using formula (3) with $n = 10$, $a = 2$, $b = 3$, and $j = 8$. Then the term containing y^8 is

$$\begin{aligned} \binom{10}{10-8} 3^{10-8} (2y)^8 &= \binom{10}{2} \cdot 3^2 \cdot 2^8 \cdot y^8 = \frac{10!}{2!8!} \cdot 9 \cdot 2^8 y^8 \\ &= \frac{10 \cdot 9 \cdot 8!}{2 \cdot 8!} \cdot 9 \cdot 2^8 y^8 = 103,680 y^8 \end{aligned}$$

EXAMPLE 5

Finding a Particular Term in a Binomial Expansion

Find the 6th term in the expansion of $(x + 2)^9$.

Solution A Expand using the Binomial Theorem until the 6th term is reached.

$$\begin{aligned}(x + 2)^9 &= \binom{9}{0}x^9 + \binom{9}{1}x^8 \cdot 2 + \binom{9}{2}x^7 \cdot 2^2 + \binom{9}{3}x^6 \cdot 2^3 + \binom{9}{4}x^5 \cdot 2^4 \\ &\quad + \binom{9}{5}x^4 \cdot 2^5 + \dots\end{aligned}$$

The 6th term is

$$\binom{9}{5}x^4 \cdot 2^5 = \frac{9!}{5!4!} \cdot x^4 \cdot 32 = 4032x^4$$

Solution B The 6th term in the expansion of $(x + 2)^9$, which has 10 terms total, contains x^4 . (Do you see why?) By formula (3), the 6th term is

$$\binom{9}{9-4}2^{9-4}x^4 = \binom{9}{5}2^5x^4 = \frac{9!}{5!4!} \cdot 32x^4 = 4032x^4$$

 **Now Work** PROBLEMS 29 AND 35

The following theorem shows that the *triangular addition* feature of the Pascal triangle illustrated in Figure 12 always works.

THEOREM If n and j are integers with $1 \leq j \leq n$, then


$$\binom{n}{j-1} + \binom{n}{j} = \binom{n+1}{j} \quad (4)$$

Proof

$$\begin{aligned}\binom{n}{j-1} + \binom{n}{j} &= \frac{n!}{(j-1)![n-(j-1)]!} + \frac{n!}{j!(n-j)!} \\ &= \frac{n!}{(j-1)!(n-j+1)!} + \frac{n!}{j!(n-j)!} \\ &= \frac{jn!}{j(j-1)!(n-j+1)!} + \frac{(n-j+1)n!}{j!(n-j+1)(n-j)!} \\ &= \frac{jn!}{j!(n-j+1)!} + \frac{(n-j+1)n!}{j!(n-j+1)!} \\ &= \frac{jn! + (n-j+1)n!}{j!(n-j+1)!} \\ &= \frac{n!(j+n-j+1)}{j!(n-j+1)!} \\ &= \frac{n!(n+1)}{j![(n+1)-j]!} = \binom{n+1}{j}\end{aligned}$$

Multiply the first term by $\frac{j}{j}$ and the second term by $\frac{n-j+1}{n-j+1}$ to make the denominators equal.

Historical Feature



Omar Khayyám
(1048–1131)

The case $n = 2$ of the Binomial Theorem, $(a + b)^2$, was known to Euclid in 300 BC, but the general law seems to have been discovered by the Persian mathematician and astronomer Omar Khayyám (1048–1131), who is also well known as the author of the *Rubáiyát*, a collection of four-line poems making observations on the human condition. Omar Khayyám did not state the Binomial Theorem explicitly, but he claimed to have a method for extracting third, fourth, fifth roots, and so on. A little study shows that one must know the Binomial Theorem to create such a method.

The heart of the Binomial Theorem is the formula for the numerical coefficients, and, as we saw, they can be written in a symmetric triangular form. The Pascal triangle appears first in the books of Yang Hui (about 1270) and Chu Shih-chieh (1303). Pascal's name is attached to the triangle because of the many applications he made of it, especially to counting and probability. In establishing these results, he was one of the earliest users of mathematical induction.

Many people worked on the proof of the Binomial Theorem, which was finally completed for all n (including complex numbers) by Niels Abel (1802–1829).

12.5 Assess Your Understanding

Concepts and Vocabulary

- The _____ is a triangular display of the binomial coefficients.
- $\binom{n}{0} = \underline{\hspace{1cm}}$ and $\binom{n}{1} = \underline{\hspace{1cm}}$.
- True or False** $\binom{n}{j} = \frac{j!}{(n-j)! n!}$
- The _____ can be used to expand expressions like $(2x + 3)^6$.

Skill Building

In Problems 5–16, evaluate each expression.

- | | | | |
|----------------------|-----------------------|--------------------------|-----------------------|
| 5. $\binom{5}{3}$ | 6. $\binom{7}{3}$ | 7. $\binom{7}{5}$ | 8. $\binom{9}{7}$ |
| 9. $\binom{50}{49}$ | 10. $\binom{100}{98}$ | 11. $\binom{1000}{1000}$ | 12. $\binom{1000}{0}$ |
| 13. $\binom{55}{23}$ | 14. $\binom{60}{20}$ | 15. $\binom{47}{25}$ | 16. $\binom{37}{19}$ |

In Problems 17–28, expand each expression using the Binomial Theorem.

- | | | | |
|-------------------------------|-------------------------------|---------------------|---------------------|
| 17. $(x + 1)^5$ | 18. $(x - 1)^5$ | 19. $(x - 2)^6$ | 20. $(x + 3)^5$ |
| 21. $(3x + 1)^4$ | 22. $(2x + 3)^5$ | 23. $(x^2 + y^2)^5$ | 24. $(x^2 - y^2)^6$ |
| 25. $(\sqrt{x} + \sqrt{2})^6$ | 26. $(\sqrt{x} - \sqrt{3})^4$ | 27. $(ax + by)^5$ | 28. $(ax - by)^4$ |

In Problems 29–42, use the Binomial Theorem to find the indicated coefficient or term.

- | | |
|---|---|
| 29. The coefficient of x^6 in the expansion of $(x + 3)^{10}$ | 30. The coefficient of x^3 in the expansion of $(x - 3)^{10}$ |
| 31. The coefficient of x^7 in the expansion of $(2x - 1)^{12}$ | 32. The coefficient of x^3 in the expansion of $(2x + 1)^{12}$ |
| 33. The coefficient of x^7 in the expansion of $(2x + 3)^9$ | 34. The coefficient of x^2 in the expansion of $(2x - 3)^9$ |
| 35. The 5th term in the expansion of $(x + 3)^7$ | 36. The 3rd term in the expansion of $(x - 3)^7$ |
| 37. The 3rd term in the expansion of $(3x - 2)^9$ | 38. The 6th term in the expansion of $(3x + 2)^8$ |
| 39. The coefficient of x^0 in the expansion of $\left(x^2 + \frac{1}{x}\right)^{12}$ | 40. The coefficient of x^0 in the expansion of $\left(x - \frac{1}{x^2}\right)^9$ |
| 41. The coefficient of x^4 in the expansion of $\left(x - \frac{2}{\sqrt{x}}\right)^{10}$ | 42. The coefficient of x^2 in the expansion of $\left(\sqrt{x} + \frac{3}{\sqrt{x}}\right)^8$ |

Applications and Extensions

- Use the Binomial Theorem to find the numerical value of $(1.001)^5$ correct to five decimal places.
[Hint: $(1.001)^5 = (1 + 10^{-3})^5$]
- Use the Binomial Theorem to find the numerical value of $(0.998)^6$ correct to five decimal places.

45. Show that $\binom{n}{n-1} = n$ and $\binom{n}{n} = 1$.

46. **Stirling's Formula** An approximation for $n!$, when n is large, is given by

$$n! \approx \sqrt{2n\pi} \left(\frac{n}{e}\right)^n \left(1 + \frac{1}{12n-1}\right)$$

Calculate $12!$, $20!$, and $25!$ on your calculator. Then use Stirling's formula to approximate $12!$, $20!$, and $25!$.

47. **Challenge Problem** If n is a positive integer, show that

$$\binom{n}{0} + \binom{n}{1} + \cdots + \binom{n}{n} = 2^n$$

[Hint: $2^n = (1 + 1)^n$; now use the Binomial Theorem.]

48. **Challenge Problem** If n is a positive integer, show that

$$\binom{n}{0} - \binom{n}{1} + \binom{n}{2} - \cdots + (-1)^n \binom{n}{n} = 0$$

49. **Challenge Problem** Find the value of

$$\begin{aligned} & \binom{5}{0} \left(\frac{1}{4}\right)^5 + \binom{5}{1} \left(\frac{1}{4}\right)^4 \left(\frac{3}{4}\right) + \binom{5}{2} \left(\frac{1}{4}\right)^3 \left(\frac{3}{4}\right)^2 \\ & + \binom{5}{3} \left(\frac{1}{4}\right)^2 \left(\frac{3}{4}\right)^3 + \binom{5}{4} \left(\frac{1}{4}\right) \left(\frac{3}{4}\right)^4 + \binom{5}{5} \left(\frac{3}{4}\right)^5 \end{aligned}$$

50. **Challenge Problem Pascal Figures** The entries in the Pascal Triangle can, for $n \geq 2$, be used to determine the number of k -sided figures that can be formed using a set of n points on a circle. In general, the first entry in a row indicates the number of n -sided figures that can be formed, the second entry indicates the number of $(n-1)$ -sided figures, and so on. For example, if a circle contains 4 points, the row for $n = 4$ in the Pascal Triangle shows the number of possible quadrilaterals (1), the number of triangles (4), and the number of line segments (6) that can be formed using the four points.

(a) How many hexagons can be formed using 8 points lying on the circumference of a circle?

(b) How many triangles can be formed using 10 points lying on the circumference of a circle?

(c) How many dodecagons can be formed using 20 points lying on the circumference of a circle?

51. **Challenge Problem** Find the coefficient of x^4 in

$$f(x) = (1 - x^2) + (1 - x^2)^2 + \cdots + (1 - x^2)^{10}$$

52. **Challenge Problem** In the expansion of $[a + (b + c)^2]^8$, find the coefficient of the term containing $a^5 b^4 c^2$.

Retain Your Knowledge

Problems 53–62 are based on material learned earlier in the course. The purpose of these problems is to keep the material fresh in your mind so that you are better prepared for the final exam.

53. Solve $6^x = 5^{x+1}$. Express the answer both in exact form and as a decimal rounded to three decimal places.

54. For $\mathbf{v} = 2\mathbf{i} + 3\mathbf{j}$ and $\mathbf{w} = 3\mathbf{i} - 2\mathbf{j}$:

(a) Find the dot product $\mathbf{v} \cdot \mathbf{w}$.

(b) Find the angle between \mathbf{v} and \mathbf{w} .

(c) Are the vectors parallel, orthogonal, or neither?

55. Solve the system of equations:

$$\begin{cases} x - y - z = 0 \\ 2x + y + 3z = -1 \\ 4x + 2y - z = 12 \end{cases}$$

56. Graph the system of inequalities. Tell whether the graph is bounded or unbounded, and label the corner points.

$$\begin{cases} x \geq 0 \\ y \geq 0 \\ x + y \leq 6 \\ 2x + y \leq 10 \end{cases}$$

57. If $f(x) = x^2 - 6$ and $g(x) = \sqrt{x+2}$, find $g(f(x))$ and state its domain.

58. If $y = \frac{5}{3}x^3 + 2x + C$ and $y = 5$ when $x = 3$, find the value of C .

59. Establish the identity $\sin^2 \theta + \sin^2 \theta \tan^2 \theta = \tan^2 \theta$.

60. Simplify: $\frac{(x^3 + 1) \cdot \frac{1}{3}x^{-2/3} - x^{1/3}(3x^2)}{(x^3 + 1)^2}$

61. Find the vertical asymptotes, if any, of the graph of

$$f(x) = \frac{3x^2}{(x-3)(x+1)}$$

62. If $f(x) = \frac{x^2 + 1}{2x + 5}$, find $f(-2)$. What is the corresponding point on the graph of f ?

Chapter Review

Things to Know

Sequence (p. 816)

Factorials (p. 818)

Arithmetic sequence (pp. 826 and 828)

Sum of the first n terms of an arithmetic sequence (p. 829)

A function whose domain is the set of positive integers and whose range is a subset of the real numbers

$0! = 1, 1! = 1, n! = n(n-1) \cdot \cdots \cdot 3 \cdot 2 \cdot 1$ if $n \geq 2$ is an integer

$a_1 = a, a_n = a_{n-1} + d$, where $a_1 = a =$ first term, $d =$ common difference

$a_n = a_1 + (n-1)d$

$S_n = \frac{n}{2} [2a_1 + (n-1)d] = \frac{n}{2}(a_1 + a_n)$

Geometric sequence (pp. 833 and 834)

$$a_1 = a, \quad a_n = ra_{n-1}, \text{ where } a_1 = a = \text{first term, } r = \text{common ratio}$$

$$a_n = a_1 r^{n-1} \quad r \neq 0$$

Sum of the first n terms of a geometric sequence (p. 835)

$$S_n = a_1 \frac{1 - r^n}{1 - r} \quad r \neq 0, 1$$

Infinite geometric series (p. 836)

$$a_1 + a_1 r + \cdots + a_1 r^{n-1} + \cdots = \sum_{k=1}^{\infty} a_1 r^{k-1}$$

Sum of a convergent infinite geometric series (p. 837)

$$\text{If } |r| < 1, \quad \sum_{k=1}^{\infty} a_1 r^{k-1} = \frac{a_1}{1 - r}$$

Amount of an annuity (p. 839)

$$A = P \frac{(1 + i)^n - 1}{i}, \text{ where } P = \text{the deposit (in dollars) made at the end of each}$$

payment period, $i =$ interest rate per payment period (as a decimal), and $A =$ the amount of the annuity after n deposits.

Principle of Mathematical Induction (p. 845)

If the following two conditions are satisfied,

Condition I: The statement is true for the natural number 1.

Condition II: If the statement is true for some natural number k , and it can be shown to be true for $k + 1$,

then the statement is true for all natural numbers.

Binomial coefficient (p. 850)

$$\binom{n}{j} = \frac{n!}{j!(n-j)!}$$

The Pascal triangle (p. 851)

See Figure 12.

Binomial Theorem (p. 851)

$$(x + a)^n = \binom{n}{0}x^n + \binom{n}{1}ax^{n-1} + \cdots + \binom{n}{j}a^j x^{n-j} + \cdots + \binom{n}{n}a^n = \sum_{j=0}^n \binom{n}{j}x^{n-j} a^j$$

Objectives

Section	You should be able to . . .	Examples	Review Exercises
12.1	1 List the first several terms of a sequence (p. 816)	1–4	1, 2
	2 List the terms of a sequence defined by a recursive formula (p. 819)	5, 6	3, 4
	3 Use summation notation (p. 820)	7, 8	5, 6
	4 Find the sum of a sequence (p. 821)	9	13, 14
12.2	1 Determine whether a sequence is arithmetic (p. 826)	1–3	7–12
	2 Find a formula for an arithmetic sequence (p. 827)	4, 5	17, 19–21, 34(a)
	3 Find the sum of an arithmetic sequence (p. 829)	6–8	7, 10, 14, 34(b), 35
12.3	1 Determine whether a sequence is geometric (p. 833)	1–3	7–12
	2 Find a formula for a geometric sequence (p. 834)	4	11, 18, 36(a)–(c), 38
	3 Find the sum of a geometric sequence (p. 835)	5, 6	9, 11, 15, 16
	4 Determine whether a geometric series converges or diverges (p. 836)	7–9	22–25, 36(d)
	5 Solve annuity problems (p. 839)	10, 11	37
12.4	1 Prove statements using mathematical induction (p. 845)	1–4	26–28
12.5	1 Evaluate $\binom{n}{j}$ (p. 849)	1	29
	2 Use the Binomial Theorem (p. 851)	2–5	30–33

Review Exercises

In Problems 1–4, list the first five terms of each sequence.

1. $\{a_n\} = \left\{ (-1)^n \left(\frac{n+3}{n+2} \right) \right\}$ 2. $\{c_n\} = \left\{ \frac{2^n}{n^2} \right\}$ 3. $a_1 = 3; a_n = \frac{2}{3} a_{n-1}$ 4. $a_1 = 2; a_n = 2 - a_{n-1}$
5. Expand $\sum_{k=1}^4 (4k + 2)$.
6. Express $1 - \frac{1}{2} + \frac{1}{3} - \frac{1}{4} + \cdots + \frac{1}{13}$ using summation notation.

In Problems 7–12, determine whether the given sequence is arithmetic, geometric, or neither. If the sequence is arithmetic, find the common difference and the sum of the first n terms. If the sequence is geometric, find the common ratio and the sum of the first n terms.

7. $\{a_n\} = \{n + 5\}$ 8. $\{c_n\} = \{2n^3\}$ 9. $\{s_n\} = \{2^{3n}\}$
10. 0, 4, 8, 12, ... 11. $3, \frac{3}{2}, \frac{3}{4}, \frac{3}{8}, \frac{3}{16}, \dots$ 12. $\frac{2}{3}, \frac{3}{4}, \frac{4}{5}, \frac{5}{6}, \dots$

In Problems 13–16, find each sum.

13. $\sum_{k=1}^{30} (k^2 + 2)$ 14. $\sum_{k=1}^{40} (-2k + 8)$ 15. $\sum_{k=1}^7 \left(\frac{1}{3} \right)^k$ 16. $\sum_{k=1}^{10} (-2)^k$

In Problems 17–19, find the indicated term in each sequence. [Hint: Find the general term first.]

17. 9th term of 3, 7, 11, 15, ... 18. 11th term of $1, \frac{1}{10}, \frac{1}{100}, \dots$ 19. 9th term of $\sqrt{2}, 2\sqrt{2}, 3\sqrt{2}, \dots$

In Problems 20 and 21, find a general formula for each arithmetic sequence.

20. 7th term is 31; 20th term is 96 21. 10th term is 0; 18th term is 8

In Problems 22–25, determine whether each infinite geometric series converges or diverges. If it converges, find its sum.

22. $3 + 1 + \frac{1}{3} + \frac{1}{9} + \cdots$ 23. $2 - 1 + \frac{1}{2} - \frac{1}{4} + \cdots$
24. $\frac{1}{2} + \frac{3}{4} + \frac{9}{8} + \cdots$ 25. $\sum_{k=1}^{\infty} 4 \left(\frac{1}{2} \right)^{k-1}$

In Problems 26–28, use the Principle of Mathematical Induction to show that the given statement is true for all natural numbers.

26. $3 + 6 + 9 + \cdots + 3n = \frac{3n}{2}(n + 1)$ 27. $2 + 6 + 18 + \cdots + 2 \cdot 3^{n-1} = 3^n - 1$
28. $1^2 + 4^2 + 7^2 + \cdots + (3n - 2)^2 = \frac{1}{2}n(6n^2 - 3n - 1)$ 29. Evaluate: $\binom{5}{2}$

In Problems 30 and 31, expand each expression using the Binomial Theorem.

30. $(x + 2)^5$ 31. $(3x - 4)^4$

32. Find the coefficient of x^7 in the expansion of $(x + 2)^9$.

33. Find the coefficient of x^2 in the expansion of $(2x + 1)^7$.

34. **Constructing a Brick Staircase** A brick staircase has a total of 25 steps. The bottom step requires 80 bricks. Each step thereafter requires three fewer bricks than the prior step.

- (a) How many bricks are required for the top step?
(b) How many bricks are required to build the staircase?

35. **Creating a Floor Design** A mosaic tile floor is designed in the shape of a trapezoid 30 feet wide at the base and 15 feet wide at the top. The tiles, 12 inches by 12 inches, are to be placed so that each successive row contains one fewer tile than the row below. How many tiles will be required?

36. **Bouncing Balls** A ball is dropped from a height of 20 feet. Each time it strikes the ground, it bounces up to three-quarters of the height of the previous bounce.

- (a) What height will the ball bounce up to after it strikes the ground for the 3rd time?
(b) How high will it bounce after it strikes the ground for the n th time?
(c) How many times does the ball need to strike the ground before its bounce is less than 6 inches?
(d) What total distance does the ball travel before it stops bouncing?

37. **Retirement Planning** Chris gets paid once a month and contributes \$350 each pay period into his 401(k). If Chris plans on retiring in 20 years, what will be the value of his 401(k) if the per annum rate of return of the 401(k) is 6.5% compounded monthly?

38. **Salary Increases** Your friend has just been hired at an annual salary of \$50,000. If she expects to receive annual increases of 4%, what will be her salary as she begins her 5th year?

Chapter Test

CHAPTER
Test Prep
VIDEOS

The Chapter Test Prep Videos include step-by-step solutions to all chapter test exercises. These videos are available in MyLab™ Math, or on this text's YouTube Channel. Refer to the Preface for a link to the YouTube channel.

In Problems 1 and 2, list the first five terms of each sequence.

1. $\{s_n\} = \left\{ \frac{n^2 - 1}{n + 8} \right\}$ 2. $a_1 = 4, a_n = 3a_{n-1} + 2$

In Problems 3 and 4, expand each sum. Evaluate each sum.

3. $\sum_{k=1}^3 (-1)^{k+1} \left(\frac{k+1}{k^2} \right)$ 4. $\sum_{k=1}^4 \left[\left(\frac{2}{3} \right)^k - k \right]$

5. Write the following sum using summation notation.

$$-\frac{2}{5} + \frac{3}{6} - \frac{4}{7} + \cdots + \frac{11}{14}$$

In Problems 6–11, determine whether the given sequence is arithmetic, geometric, or neither. If the sequence is arithmetic, find the common difference and the sum of the first n terms. If the sequence is geometric, find the common ratio and the sum of the first n terms.

6. 6, 12, 36, 144, ... 7. $\left\{ -\frac{1}{2} \cdot 4^n \right\}$

8. -2, -10, -18, -26, ... 9. $\left\{ -\frac{n}{2} + 7 \right\}$

10. 25, 10, 4, $\frac{8}{5}$, ... 11. $\left\{ \frac{2n-3}{2n+1} \right\}$

12. Determine whether the infinite geometric series

$$256 - 64 + 16 - 4 + \cdots$$

converges or diverges. If it converges, find its sum.

13. Expand $(3m + 2)^5$ using the Binomial Theorem.

14. Use the Principle of Mathematical Induction to show that the given statement is true for all natural numbers.

$$\left(1 + \frac{1}{1}\right)\left(1 + \frac{1}{2}\right)\left(1 + \frac{1}{3}\right) \cdots \left(1 + \frac{1}{n}\right) = n + 1$$

15. A new car sold for \$31,000. If the vehicle loses 15% of its value each year, how much will it be worth after 10 years?

16. A weightlifter begins his routine by benching 100 pounds and increases the weight by 30 pounds for each set. If he does 10 repetitions in each set, what is the total weight lifted after 5 sets?

Cumulative Review

1. Find all the solutions, real and complex, of the equation

$$|x^2| = 9$$

2. (a) Graph the circle $x^2 + y^2 = 100$ and the parabola $y = 3x^2$.

(b) Solve the system of equations: $\begin{cases} x^2 + y^2 = 100 \\ y = 3x^2 \end{cases}$

(c) Where do the circle and the parabola intersect?

3. Solve the equation: $2e^x = 5$

4. Find an equation of the line with slope 5 and x -intercept 2.

5. Find the standard equation of the circle whose center is the point $(-1, 2)$ if $(3, 5)$ is a point on the circle.

6. $f(x) = \frac{3x}{x-2}$ and $g(x) = 2x + 1$

Find:

- (a) $(f \circ g)(2)$ (b) $(g \circ f)(4)$
 (c) $(f \circ g)(x)$ (d) The domain of $(f \circ g)(x)$
 (e) $(g \circ f)(x)$ (f) The domain of $(g \circ f)(x)$
 (g) The function g^{-1} and its domain (h) The function f^{-1} and its domain

7. Find an equation of an ellipse with center at the origin, a focus at $(0, 3)$ and a vertex at $(0, 4)$.

8. Find an equation of a parabola with vertex at $(-1, 2)$ and focus at $(-1, 3)$.

9. Find the polar equation of a circle with center at $(0, 4)$ that passes through the pole. What is the rectangular equation?

10. Solve the equation

$$2 \sin^2 x - \sin x - 3 = 0, \quad 0 \leq x < 2\pi$$

11. Find the exact value of $\cos^{-1}(-0.5)$.

12. If $\sin \theta = \frac{1}{4}$ and θ is in the second quadrant, find:

- (a) $\cos \theta$ (b) $\tan \theta$
 (c) $\sin(2\theta)$ (d) $\cos(2\theta)$
 (e) $\sin\left(\frac{1}{2}\theta\right)$

Chapter Projects



Internet-based Project

- I. Population Growth** The size of the population of the United States essentially depends on its current population, the birth and death rates of the population, and immigration. Let b represent the birth rate of the U.S. population, and let d represent its death rate. Then $r = b - d$ represents the growth rate of the population, where r varies from year to year. The U.S. population after n years can be modeled using the recursive function

$$p_n = (1 + r)p_{n-1} + I$$

where I represents net immigration into the United States.

- Using data from the CIA World Factbook at <https://www.cia.gov/library/publications/resources/the-world-factbook/>, determine the birth and death rates in the United States for the most recent year that data

The following projects are available at the Instructor's Resource Center (IRC):

- Project at Motorola Digital Wireless Communication** Cell phones take speech and change it into digital code using only zeros and ones. See how the code length can be modeled using a mathematical sequence.
- Economics** Economists use the current price of a good and a recursive model to predict future consumer demand and to determine future production.
- Standardized Tests** Many tests of intelligence, aptitude, and achievement contain questions asking for the terms of a mathematical sequence.

are available. Birth rates and death rates are given as the number of live births per 1000 population. Each must be computed as the number of births (deaths) per individual. For example, in 2017, the birth rate was 12.5 per 1000 and the death rate was 8.2 per 1000, so

$$b = \frac{12.5}{1000} = 0.0125, \text{ while } d = \frac{8.2}{1000} = 0.0082.$$

Next, using data from the Immigration and Naturalization Service at <https://fedstats.sites.usa.gov/>, determine the net immigration into the United States for the same year used to obtain b and d .

- Determine the value of r , the growth rate of the population.
- Find a recursive formula for the population of the United States.
- Use the recursive formula to predict the population of the United States in the following year. In other words, if data are available up to the year 2018, predict the U.S. population in 2019.
- Does your prediction seem reasonable? Explain.
- Repeat Problems 1–5 for Uganda using the CIA World Factbook (in 2017, the birth rate was 42.9 per 1000 and the death rate was 10.2 per 1000).
- Do your results for the United States (a developed country) and Uganda (a developing country) seem in line with the article in the chapter opener? Explain.
- Do you think the recursive formula found in Problem 3 will be useful in predicting future populations? Why or why not?

13

Counting and Probability



Purchasing a Lottery Ticket

In recent years, the jackpot prizes for the nation's two major multistate lotteries, Mega Millions and Powerball, have climbed to all-time highs. This has happened since Powerball (in October 2015) and Mega Millions (in October 2017) made it more difficult to win their top prizes. The probability of winning the Mega Millions jackpot is now about 1 in 303 million, and the probability for Powerball is about 1 in 292 million.

With such improbable chances of winning the jackpots, one might wonder if there *ever* comes a point when purchasing a lottery ticket is worthwhile. One important consideration in making this determination is the *expected value*. For a game of chance, the **expected value** is a measure of how much a player will win or lose if she or he plays the game a large number of times.

The project at the end of this chapter explores the expected value from playing Mega Millions and Powerball and examines how the expected value is related to the jackpot amount.

— See Chapter Project I —

Outline

- 13.1 Counting
- 13.2 Permutations and Combinations
- 13.3 Probability
 - Chapter Review
 - Chapter Test
 - Cumulative Review
 - Chapter Project

← A Look Back

We introduced sets in Appendix A and have been using them to represent solutions of equations and inequalities and to represent the domain and range of functions.

A Look Ahead →

Here we discuss methods for counting the number of elements in a set and consider the role of sets in probability.

13.1 Counting

PREPARING FOR THIS SECTION Before getting started, review the following:

- Sets (Section A.1, pp. A1–A3)

 **Now Work** the 'Are You Prepared?' problems on page 865.

- OBJECTIVES**
- 1 Find All the Subsets of a Set (p. 861)
 - 2 Count the Number of Elements in a Set (p. 861)
 - 3 Solve Counting Problems Using the Multiplication Principle (p. 863)

Counting plays a major role in many diverse areas, such as probability, statistics, and computer science; counting techniques are a part of a branch of mathematics called **combinatorics**.

1 Find All the Subsets of a Set

We begin by reviewing the ways in which two sets can be compared.

- If two sets A and B have precisely the same elements, we say that A and B are **equal** and write $A = B$.
- If each element of a set A is also an element of a set B , we say that A is a **subset** of B and write $A \subseteq B$.
- If $A \subseteq B$ and $A \neq B$, we say that A is a **proper subset** of B and write $A \subset B$.
- If $A \subseteq B$, every element in set A is also in set B , but B may or may not have additional elements. If $A \subset B$, every element in A is also in B , and B has at least one element not found in A .
- Finally, the empty set, \emptyset , is a subset of every set; that is,

$$\emptyset \subseteq A \quad \text{for any set } A$$

EXAMPLE 1

Finding All the Subsets of a Set

Write down all the subsets of the set $\{a, b, c\}$.

Solution

To organize the work, write down all the subsets with no elements, then those with one element, then those with two elements, and finally those with three elements. This gives all the subsets. Do you see why?

0 Elements	1 Element	2 Elements	3 Elements
\emptyset	$\{a\}, \{b\}, \{c\}$	$\{a, b\}, \{b, c\}, \{a, c\}$	$\{a, b, c\}$

 **Now Work** PROBLEM 9

2 Count the Number of Elements in a Set

As you count the number of students in a classroom or the number of pennies in your pocket, what you are really doing is matching, on a one-to-one basis, each object to be counted with the set of counting numbers, $1, 2, 3, \dots, n$, for some number n . If a set A matched up in this fashion with the set $\{1, 2, \dots, 25\}$, you would conclude that there are 25 elements in the set A . The notation $n(A) = 25$ is used to indicate that there are 25 elements in the set A .

Because the empty set has no elements, we write

$$n(\emptyset) = 0$$

If the number of elements in a set is a nonnegative integer, the set is **finite**. Otherwise, it is **infinite**. We shall concern ourselves only with finite sets.

In Words

The notation $n(A)$ means “the number of elements in set A .”

Look again at Example 1. A set with 3 elements has $2^3 = 8$ subsets. This result can be generalized.

If A is a set with n elements, then A has 2^n subsets.

For example, the set $\{a, b, c, d, e\}$ has $2^5 = 32$ subsets.

EXAMPLE 2 Analyzing Survey Data

In a survey of 100 college students, 35 were registered in College Algebra, 52 were registered in Computer Science I, and 18 were registered in both courses.

- (a) How many students were registered in College Algebra or Computer Science I?
 (b) How many were registered in neither course?

Solution

- (a) First, let A = set of students in College Algebra
 B = set of students in Computer Science I

Then the given information tells us that

$$n(A) = 35 \quad n(B) = 52 \quad n(A \cap B) = 18$$

Refer to Figure 1. Since $n(A \cap B) = 18$, the common part of the circles representing set A and set B has 18 elements. In addition, the remaining portion of the circle representing set A will have $35 - 18 = 17$ elements. Similarly, the remaining portion of the circle representing set B has $52 - 18 = 34$ elements. This means that $17 + 18 + 34 = 69$ students were registered in College Algebra or Computer Science I.

- (b) Since 100 students were surveyed, it follows that $100 - 69 = 31$ were registered in neither course.

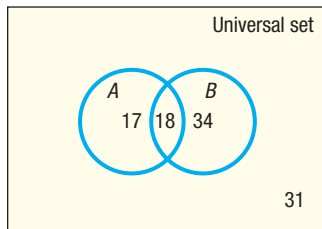


Figure 1

Now Work PROBLEMS 17 AND 27

The solution to Example 2 contains the basis for a general counting formula. If we count the elements in each of two sets A and B , we necessarily count twice any elements that are in both A and B —that is, those elements in $A \cap B$. To count correctly the elements that are in A or B —that is, to find $n(A \cup B)$ —subtract those in $A \cap B$ from $n(A) + n(B)$.

THEOREM Counting Formula

If A and B are finite sets,

$$n(A \cup B) = n(A) + n(B) - n(A \cap B) \quad (1)$$

Refer to Example 2. Using formula (1), we have

$$\begin{aligned} n(A \cup B) &= n(A) + n(B) - n(A \cap B) \\ &= 35 + 52 - 18 \\ &= 69 \end{aligned}$$

There are 69 students registered in College Algebra or Computer Science I.

A special case of the counting formula (1) occurs if A and B have no elements in common. In this case, $A \cap B = \emptyset$, so $n(A \cap B) = 0$.

THEOREM Addition Principle of Counting

If two sets A and B have no elements in common, that is,

$$\text{if } A \cap B = \emptyset, \text{ then } n(A \cup B) = n(A) + n(B) \quad (2)$$

Formula (2) can be generalized.

THEOREM General Addition Principle of Counting

If, for n sets A_1, A_2, \dots, A_n , no two have elements in common, then

$$n(A_1 \cup A_2 \cup \dots \cup A_n) = n(A_1) + n(A_2) + \dots + n(A_n) \quad (3)$$

EXAMPLE 3

Counting

Table 1 lists the level of education for all United States residents 25 years of age or older in 2017.

Table 1

Level of Education	Number of U.S. Residents at Least 25 Years Old
Not a high school graduate	22,540,000
High school graduate	62,512,000
Some college, but no degree	35,455,000
Associate's degree	22,310,000
Bachelor's degree	46,262,000
Advanced degree	27,841,000

Source: U.S. Census Bureau

- (a) How many U.S. residents 25 years of age or older had an associate's degree or a bachelor's degree?
- (b) How many U.S. residents 25 years of age or older had an associate's degree, a bachelor's degree, or an advanced degree?

Solution

Let A represent the set of associate's degree holders, B represent the set of bachelor's degree holders, and C represent the set of advanced degree holders. No two of the sets A , B , and C have elements in common (although the holder of an advanced degree certainly also holds a bachelor's degree, the individual would be part of the set for which the highest degree has been conferred). Then

$$n(A) = 22,310,000 \quad n(B) = 46,262,000 \quad n(C) = 27,841,000$$

- (a) Using formula (2),

$$n(A \cup B) = n(A) + n(B) = 22,310,000 + 46,262,000 = 68,572,000$$

There were 68,572,000 U.S. residents 25 years of age or older who had an associate's degree or a bachelor's degree.

- (b) Using formula (3),

$$\begin{aligned} n(A \cup B \cup C) &= n(A) + n(B) + n(C) \\ &= 22,310,000 + 46,262,000 + 27,841,000 \\ &= 96,413,000 \end{aligned}$$

There were 96,413,000 U.S. residents 25 years of age or older who had an associate's degree, a bachelor's degree, or an advanced degree.

 **Now Work** PROBLEM 31

3 Solve Counting Problems Using the Multiplication Principle

EXAMPLE 4

Counting the Number of Possible Meals

The fixed-price dinner at Mabenka Restaurant provides the following choices:

Appetizer: soup or salad
 Entrée: baked chicken, broiled beef patty, beef liver, or roast beef au jus
 Dessert: ice cream or cheesecake

How many different meals can be ordered?

Solution Ordering such a meal requires three separate decisions:

Choose an Appetizer

2 choices

Choose an Entrée

4 choices

Choose a Dessert

2 choices

Look at the **tree diagram** in Figure 2. Note that for each choice of appetizer, there are 4 choices of entrées. And for each of these $2 \cdot 4 = 8$ choices, there are 2 choices for dessert. A total of

$$2 \cdot 4 \cdot 2 = 16$$

different meals can be ordered.

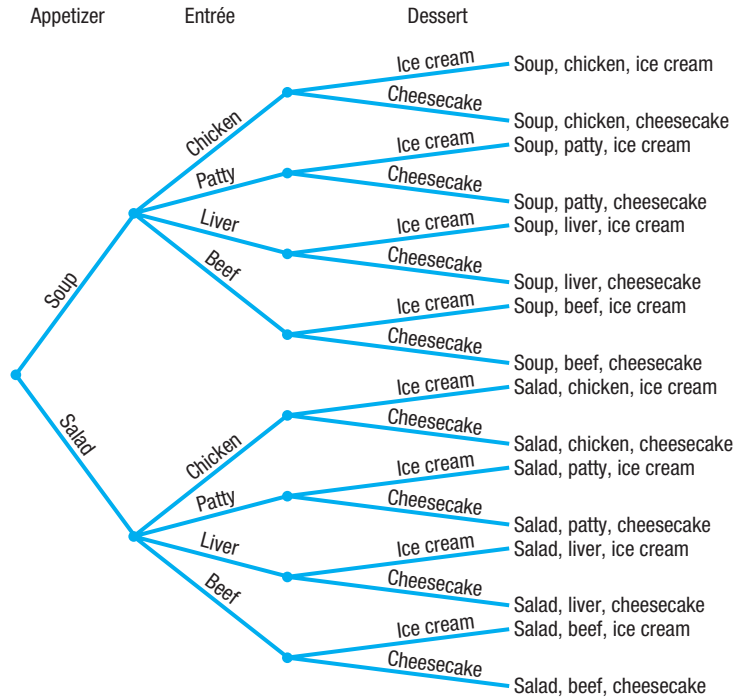


Figure 2

Example 4 demonstrates a general principle of counting.

THEOREM Multiplication Principle of Counting

If a task consists of a sequence of choices in which there are p selections for the first choice, q selections for the second choice, r selections for the third choice, and so on, the task of making these selections can be done in

$$p \cdot q \cdot r \cdot \dots$$

different ways.

EXAMPLE 5

Forming Codes

How many two-symbol code words can be formed if the first symbol is an uppercase letter and the second symbol is a digit?

Solution It sometimes helps to begin by listing some of the possibilities. The code consists of an uppercase letter followed by a digit, so some possibilities are A1, A2, B3, X0, and so on. The task consists of making two selections: The first selection requires choosing an uppercase letter (26 choices), and the second task requires choosing a digit (10 choices). By the Multiplication Principle, there are

$$26 \cdot 10 = 260$$

different code words of the type described.

13.1 Assess Your Understanding

'Are You Prepared?' Answers are given at the end of these exercises. If you get a wrong answer, read the pages listed in red.

- The _____ of A and B consists of all elements in either A or B or both. (pp. A1–A3)
- The _____ of A with B consists of all elements in both A and B . (pp. A1–A3)
- True or False** The intersection of two sets is always a subset of their union. (pp. A1–A3)
- True or False** If A is a set, the complement of A is the set of all the elements in the universal set that are not in A . (pp. A1–A3)

Concepts and Vocabulary

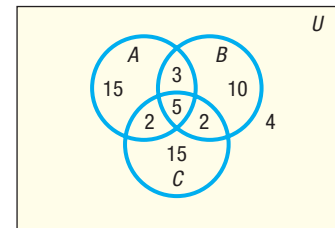
- If each element of a set A is also an element of a set B , we say that A is a _____ of B and write A _____ B .
- True or False** If a task consists of a sequence of three choices in which there are p selections for the first choice, q selections for the second choice, and r selections for the third choice, then the task of making these selections can be done in $p \cdot q \cdot r$ different ways.
- If the number of elements in a set is a nonnegative integer, we say that the set is _____.
- Multiple Choice** The Counting Formula states that if A and B are finite sets, then $n(A \cup B) =$ _____.
 (a) $n(A) + n(B)$ (b) $n(A) + n(B) - n(A \cap B)$
 (c) $n(A) \cdot n(B)$ (d) $n(A) - n(B)$

Skill Building

- Write down all the subsets of $\{a, b, c, d\}$.
- If $n(A) = 15$, $n(B) = 20$, and $n(A \cap B) = 10$, find $n(A \cup B)$.
- If $n(A \cup B) = 50$, $n(A \cap B) = 10$, and $n(B) = 20$, find $n(A)$.
- Write down all the subsets of $\{a, b, c, d, e\}$.
- If $n(A) = 30$, $n(B) = 40$, and $n(A \cup B) = 45$, find $n(A \cap B)$.
- If $n(A \cup B) = 60$, $n(A \cap B) = 40$, and $n(A) = n(B)$, find $n(A)$.

In Problems 15–22, use the information given in the figure.


- How many are in set A ?
- How many are in set B ?
- How many are in A or B ?
- How many are in A and B ?
- How many are in A but not C ?
- How many are not in A ?
- How many are in A and B and C ?
- How many are in A or B or C ?



Applications and Extensions

- Shirts and Ties** A man has 5 shirts and 3 ties. How many different shirt-and-tie arrangements can he wear?
- Blouses and Skirts** A woman has 5 blouses and 8 skirts. How many different outfits can she wear?
- Four-digit Numbers** How many four-digit numbers can be formed using the digits 0, 1, 2, 3, 4, 5, 6, 7, 8, and 9 if the first digit cannot be 0? Repeated digits are allowed.
- Five-digit Numbers** How many five-digit numbers can be formed using the digits 0, 1, 2, 3, 4, 5, 6, 7, 8, and 9 if the first digit cannot be 0 or 1? Repeated digits are allowed.
- Analyzing Survey Data** In a consumer survey of 500 people, 200 indicated that they would be buying a major appliance within the next month, 150 indicated that they would buy a car, and 25 said that they would purchase both a major appliance and a car. How many will purchase neither? How many will purchase only a car?
- Analyzing Survey Data** In a student survey, 200 indicated that they would attend Summer Session I, and 150 indicated Summer Session II. If 75 students plan to attend both summer sessions, and 275 indicated that they would attend neither session, how many students participated in the survey?
- Analyzing Survey Data** In a survey of 100 investors in the stock market,
 50 owned shares in IBM
 40 owned shares in AT&T
 45 owned shares in GE
 20 owned shares in both IBM and GE
 15 owned shares in both AT&T and GE
 20 owned shares in both IBM and AT&T
 5 owned shares in all three
 (a) How many of the investors surveyed did not have shares in any of the three companies?
 (b) How many owned just IBM shares?
 (c) How many owned just GE shares?
 (d) How many owned neither IBM nor GE?
 (e) How many owned either IBM or AT&T but no GE?
- Classifying Blood Types** Human blood is classified as either Rh+ or Rh-. Blood is also classified by type: A, if it contains an A antigen but not a B antigen; B, if it contains a B antigen but not an A antigen; AB, if it contains both A and B antigens; and O, if it contains neither antigen. Draw a Venn diagram illustrating the various blood types. Based on this classification, how many different kinds of blood are there?

-  **31. Demographics** The following data represent the marital status of males 18 years old and older in the U.S. in 2017.




Marital Status	Number (in millions)
Married	65.3
Widowed	3.3
Divorced	10.9
Separated	2.2
Never married	37.3

Source: Current Population Survey

- (a) Determine the number of males 18 years old and older who are widowed or divorced.
 (b) Determine the number of males 18 years old and older who are married, divorced, or separated.

- 32. Demographics** The following data represent the marital status of females 18 years old and older in the U.S. in 2017.



Marital Status	Number (in millions)
Married	65.1
Widowed	11.6
Divorced	14.6
Separated	2.8
Never married	32.8

Source: Current Population Survey

- (a) Determine the number of females 18 years old and older who are divorced or separated.
 (b) Determine the number of females 18 years old and older who are married, widowed, or divorced.

- 33. Stock Portfolios** As a financial planner, you are asked to select one stock each from the following groups: 8 Dow Jones stocks, 15 NASDAQ stocks, and 4 global stocks. How many different portfolios are possible?

Explaining Concepts: Discussion and Writing

34. Make up a problem different from any found in the text that requires the addition principle of counting to solve. Give it to a friend to solve and critique.
 35. Investigate the notion of counting as it relates to infinite sets. Write an essay on your findings.

Retain Your Knowledge

Problems 36–45 are based on material learned earlier in the course. The purpose of these problems is to keep the material fresh in your mind so that you are better prepared for the final exam.

36. Graph $(x - 2)^2 + (y + 1)^2 = 9$.
 37. If the sides of a triangle are $a = 2$, $b = 2$, and $c = 3$, find the measures of the three angles. Round to the nearest tenth.
 38. Find all the real zeros of the function:
 $f(x) = (x - 2)(x^2 - 3x - 10)$
 39. Solve: $\log_3 x + \log_3 2 = -2$
 40. Solve: $x^3 = 72x$
 41. Solve the system: $\begin{cases} x - y = 5 \\ x - y^2 = -1 \end{cases}$
 42. Multiply: $(2x - 7)(3x^2 - 5x + 4)$
 43. Determine whether the infinite series converges or diverges. If it converges, find the sum.

$$4 + \frac{12}{5} + \frac{36}{25} + \frac{108}{125} + \dots$$

 44. If $f''(x) = \frac{2}{3}(x - 2)^{-1/3} + \frac{1}{3}(x - 2)^{-2/3}$, find where
 (a) $f''(x) = 0$ (b) $f''(x)$ is undefined
 45. Find the partial fraction decomposition: $\frac{3x^2 + 15x + 5}{x^3 + 2x^2 + x}$

'Are You Prepared?' Answers

1. union 2. intersection 3. True 4. True

13.2 Permutations and Combinations

PREPARING FOR THIS SECTION Before getting started, review the following:

- Factorial (Section 12.1, pp. 818–819)
- Binomial Coefficient (Section 12.5, pp. 849–851)

 **Now Work** the 'Are You Prepared?' problems on page 873.

- OBJECTIVES**
- Solve Counting Problems Using Permutations Involving n Distinct Objects (p. 867)
 - Solve Counting Problems Using Combinations (p. 869)
 - Solve Counting Problems Using Permutations Involving n Nondistinct Objects (p. 872)

1 Solve Counting Problems Using Permutations Involving n Distinct Objects

DEFINITION Permutation

A **permutation** is an ordered arrangement of r objects chosen from n objects.

Three types of permutations are discussed:

- The n objects are distinct (different), and repetition is allowed in the selection of r of them. [Distinct, with repetition]
- The n objects are distinct (different), and repetition is not allowed in the selection of r of them, where $r \leq n$. [Distinct, without repetition]
- The n objects are not distinct, and all of them are used in the arrangement. [Not distinct]

We take up the first two types here and deal with the third type at the end of this section.

The first type of permutation (n distinct objects, repetition allowed) is handled using the Multiplication Principle.

EXAMPLE 1

Counting Airport Codes [Permutation: Distinct, with Repetition]

The International Airline Transportation Association (IATA) assigns three-letter codes to represent airport locations. For example, the airport code for Ft. Lauderdale, Florida, is FLL. Notice that repetition is allowed in forming this code. How many airport codes are possible?

Solution

An airport code is formed by choosing 3 letters from 26 letters and arranging them in order. In the ordered arrangement, a letter may be repeated. This is an example of a permutation with repetition in which 3 objects are chosen from 26 distinct objects.

The task of counting the number of such arrangements consists of making three selections. Each selection requires choosing a letter of the alphabet (26 choices). By the Multiplication Principle, there are

$$26 \cdot 26 \cdot 26 = 26^3 = 17,576$$

possible airport codes.

The solution given to Example 1 can be generalized.

THEOREM Permutations: Distinct Objects with Repetition

The number of ordered arrangements of r objects chosen from n objects, in which the n objects are distinct and repetition is allowed, is n^r .

Now Work PROBLEM 33

Now let's consider permutations in which the objects are distinct and repetition is not allowed.

EXAMPLE 2

Forming Codes [Permutation: Distinct, without Repetition]

Suppose that a three-letter code is to be formed using any of the 26 uppercase letters of the alphabet, but no letter is to be used more than once. How many different three-letter codes are there?

Solution Some of the possibilities are ABC, ABD, ABZ, ACB, CBA, and so on. The task consists of making three selections. The first selection requires choosing from 26 letters. Since no letter can be used more than once, the second selection requires choosing from 25 letters. The third selection requires choosing from 24 letters. (Do you see why?) By the Multiplication Principle, there are

$$26 \cdot 25 \cdot 24 = 15,600$$

different three-letter codes with no letter repeated. J

For the second type of permutation, we introduce the following notation.

The notation $P(n, r)$ represents the number of ordered arrangements of r objects chosen from n distinct objects, where $r \leq n$ and repetition is not allowed.

For example, the question posed in Example 2 asks for the number of ways in which the 26 letters of the alphabet can be arranged, in order, using three nonrepeated letters. The answer is

$$P(26, 3) = 26 \cdot 25 \cdot 24 = 15,600$$

EXAMPLE 3

Lining People Up

In how many ways can 5 people be lined up?

Solution The 5 people are distinct. Once a person is in line, that person will not be repeated elsewhere in the line; and, in lining people up, order is important. This is a permutation of 5 objects taken 5 at a time, so 5 people can be lined up in

$$P(5, 5) = \underbrace{5 \cdot 4 \cdot 3 \cdot 2 \cdot 1}_{5 \text{ factors}} = 120 \text{ ways}$$
J

Now Work PROBLEM 35

To arrive at a formula for $P(n, r)$, note that the task of obtaining an ordered arrangement of n objects in which only $r \leq n$ of them are used, without repeating any of them, requires making r selections. For the first selection, there are n choices; for the second selection, there are $n - 1$ choices; for the third selection, there are $n - 2$ choices; . . . ; for the r th selection, there are $n - (r - 1)$ choices. By the Multiplication Principle, this means

$$\begin{aligned} P(n, r) &= \overset{1\text{st}}{n} \cdot \overset{2\text{nd}}{(n-1)} \cdot \overset{3\text{rd}}{(n-2)} \cdot \cdots \cdot \overset{r\text{th}}{[n-(r-1)]} \\ &= n \cdot (n-1) \cdot (n-2) \cdot \cdots \cdot (n-r+1) \end{aligned}$$

RECALL

$0! = 1$, $1! = 1$, $2! = 2 \cdot 1$, . . . ,
 $n! = n(n-1) \cdot \cdots \cdot 3 \cdot 2 \cdot 1$ ■

This formula for $P(n, r)$ can be compactly written using factorial notation.

$$\begin{aligned} P(n, r) &= n \cdot (n-1) \cdot (n-2) \cdot \cdots \cdot (n-r+1) \\ &= n \cdot (n-1) \cdot (n-2) \cdot \cdots \cdot (n-r+1) \cdot \frac{(n-r) \cdot \cdots \cdot 3 \cdot 2 \cdot 1}{(n-r) \cdot \cdots \cdot 3 \cdot 2 \cdot 1} = \frac{n!}{(n-r)!} \end{aligned}$$

THEOREM Permutations of r Objects Chosen from n Distinct Objects without Repetition


The number of arrangements of n objects using $r \leq n$ of them, in which

- the n objects are distinct
- repetition of objects is not allowed
- order is important

is given by the formula

$$P(n, r) = \frac{n!}{(n-r)!} \quad (1)$$

EXAMPLE 4**Computing Permutations**

Evaluate: (a) $P(7, 3)$ (b) $P(6, 1)$  (c) $P(52, 5)$

Solution

Parts (a) and (b) are each worked two ways.

$$(a) P(7, 3) = \underbrace{7 \cdot 6 \cdot 5}_{\text{3 factors}} = 210$$


or

$$P(7, 3) = \frac{7!}{(7-3)!} = \frac{7!}{4!} = \frac{7 \cdot 6 \cdot 5 \cdot \cancel{4!}}{\cancel{4!}} = 210$$

$$(b) P(6, 1) = \underbrace{6}_{\text{1 factor}} = 6$$

or

$$P(6, 1) = \frac{6!}{(6-1)!} = \frac{6!}{5!} = \frac{6 \cdot \cancel{5!}}{\cancel{5!}} = 6$$

 (c) Figure 3 shows the solution using a TI-84 Plus C graphing calculator. So

$$P(52, 5) = 311,875,200$$




Figure 3 $P(52, 5)$

 **Now Work** PROBLEM 7

EXAMPLE 5**The Birthday Problem**

All we know about Shannon, Patrick, and Ryan is that they have different birthdays. If all the possible ways this could occur were listed, how many would there be? Assume that there are 365 days in a year.

Solution

This is an example of a permutation in which 3 birthdays are selected from a possible 365 days, and no birthday may repeat itself. The number of ways this can occur is

$$P(365, 3) = \frac{365!}{(365-3)!} = \frac{365 \cdot 364 \cdot 363 \cdot \cancel{362!}}{\cancel{362!}} = 365 \cdot 364 \cdot 363 = 48,228,180$$

There are 48,228,180 ways in which three people can all have different birthdays.

 **Now Work** PROBLEM 47

2 Solve Counting Problems Using Combinations

In a permutation, order is important. For example, the arrangements ABC , CAB , BAC , \dots are considered different arrangements of the letters A , B , and C . In many situations, though, order is unimportant. For example, in the card game of poker, the order in which the cards are received does not matter; it is the *combination* of the cards that matters.

DEFINITION Combination

A **combination** is an arrangement, without regard to order, of r objects selected from n distinct objects without repetition, where $r \leq n$. The notation $C(n, r)$ represents the number of combinations of n distinct objects taken r at a time.

EXAMPLE 6**Listing Combinations**

List all the combinations of the 4 objects a, b, c, d taken 2 at a time. What is $C(4, 2)$?

Solution

One combination of a, b, c, d taken 2 at a time is

$$ab$$

Exclude ba from the list because order is not important in a combination (this means that we do not distinguish ab from ba). The list of all combinations of a, b, c, d taken 2 at a time is

$$ab, ac, ad, bc, bd, cd$$

so

$$C(4, 2) = 6$$

A formula for $C(n, r)$ can be found by noting that the only difference between a permutation of r objects chosen from n distinct objects without repetition and a combination is that order is disregarded in combinations. To determine $C(n, r)$, eliminate from the formula for $P(n, r)$ the number of permutations that are simply rearrangements of a given set of r objects. This can be determined from the formula for $P(n, r)$ by calculating $P(r, r) = r!$. So, dividing $P(n, r)$ by $r!$ gives the desired formula for $C(n, r)$:

$$C(n, r) = \frac{P(n, r)}{r!} = \frac{\frac{n!}{(n-r)!}}{r!} = \frac{n!}{(n-r)!r!}$$

↑
Use formula (1).

We have proved the following result:

THEOREM Number of Combinations of n Distinct Objects Taken r at a Time

The number of ways of selecting r objects from n distinct objects, $r \leq n$, in which

- repetition of objects is not allowed
- order is not important

is given by the formula


$$C(n, r) = \frac{n!}{(n-r)!r!} \quad (2)$$

Based on formula (2), we discover that the symbol $C(n, r)$ and the symbol $\binom{n}{r}$ for the binomial coefficients are, in fact, the same. The Pascal triangle (see Sections 12.5) can be used to find the value of $C(n, r)$. However, because it is more practical and convenient, we will use formula (2) instead.

EXAMPLE 7

Using Formula (2)

Use formula (2) to find the value of each combination.

(a) $C(3, 1)$ (b) $C(6, 3)$ (c) $C(n, n)$ (d) $C(n, 0)$  (e) $C(52, 5)$

Solution

$$(a) C(3, 1) = \frac{3!}{(3-1)!1!} = \frac{3!}{2!1!} = \frac{3 \cdot 2 \cdot 1}{2 \cdot 1 \cdot 1} = 3$$

$$(b) C(6, 3) = \frac{6!}{(6-3)!3!} = \frac{6 \cdot 5 \cdot 4 \cdot \cancel{3!}}{3! \cancel{3!}} = \frac{6 \cdot 5 \cdot 4}{6} = 20$$

$$(c) C(n, n) = \frac{n!}{(n-n)!n!} = \frac{n!}{0!n!} = \frac{1}{1} = 1$$

$$(d) C(n, 0) = \frac{n!}{(n-0)!0!} = \frac{n!}{n!0!} = \frac{1}{1} = 1$$

 (e) Figure 4 shows the solution using a TI-84 Plus C graphing calculator.

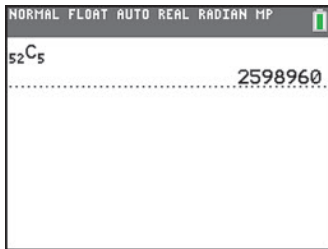


Figure 4 $C(52, 5)$

$$C(52, 5) = 2,598,960$$

 **Now Work** PROBLEM 15

EXAMPLE 8

Forming Committees

How many different committees of 3 people can be formed from a group of 7 people?

Solution

The 7 people are distinct. More important, though, is the observation that the order of being selected for a committee is not significant. The problem asks for the number of combinations of 7 objects taken 3 at a time.

$$C(7, 3) = \frac{7!}{4!3!} = \frac{7 \cdot 6 \cdot 5 \cdot \cancel{4!}}{\cancel{4!}3!} = \frac{7 \cdot 6 \cdot 5}{6} = 35$$

Thirty-five different committees can be formed.

EXAMPLE 9

Forming Committees

In how many ways can a committee consisting of 2 faculty members and 3 students be formed if 6 faculty members and 10 students are eligible to serve on the committee?

Solution

The problem can be separated into two parts: the number of ways in which the faculty members can be chosen, $C(6, 2)$, and the number of ways in which the student members can be chosen, $C(10, 3)$. By the Multiplication Principle, the committee can be formed in

$$\begin{aligned} C(6, 2) \cdot C(10, 3) &= \frac{6!}{4!2!} \cdot \frac{10!}{7!3!} = \frac{6 \cdot 5 \cdot \cancel{4!}}{\cancel{4!}2!} \cdot \frac{10 \cdot 9 \cdot 8 \cdot \cancel{7!}}{\cancel{7!}3!} \\ &= \frac{30}{2} \cdot \frac{720}{6} = 1800 \text{ ways} \end{aligned}$$

 **Now Work** PROBLEM 49

3 Solve Counting Problems Using Permutations Involving n Nondistinct Objects

EXAMPLE 10

Forming Different Words

How many different words (meaningful or not) can be formed using all the letters in the word REARRANGE?

Solution

Each word formed will have 9 letters: 3 R's, 2 A's, 2 E's, 1 N, and 1 G. To construct each word, we need to fill in 9 positions with the 9 letters:

$\bar{1} \quad \bar{2} \quad \bar{3} \quad \bar{4} \quad \bar{5} \quad \bar{6} \quad \bar{7} \quad \bar{8} \quad \bar{9}$

The process of forming a word consists of five tasks.

Task 1: Choose the positions for the 3 R's.

Task 2: Choose the positions for the 2 A's.

Task 3: Choose the positions for the 2 E's.

Task 4: Choose the position for the 1 N.

Task 5: Choose the position for the 1 G.

Task 1 can be done in $C(9, 3)$ ways. There then remain 6 positions to be filled, so Task 2 can be done in $C(6, 2)$ ways. There remain 4 positions to be filled, so Task 3 can be done in $C(4, 2)$ ways. There remain 2 positions to be filled, so Task 4 can be done in $C(2, 1)$ ways. The last position can be filled in $C(1, 1)$ way. Using the Multiplication Principle, the number of possible words that can be formed is

$$\begin{aligned} C(9, 3) \cdot C(6, 2) \cdot C(4, 2) \cdot C(2, 1) \cdot C(1, 1) &= \frac{9!}{3! \cdot \cancel{6!}} \cdot \frac{\cancel{6!}}{2! \cdot \cancel{4!}} \cdot \frac{\cancel{4!}}{2! \cdot \cancel{2!}} \cdot \frac{\cancel{2!}}{1! \cdot \cancel{1!}} \cdot \frac{\cancel{1!}}{0! \cdot \cancel{1!}} \\ &= \frac{9!}{3! \cdot 2! \cdot 2! \cdot 1! \cdot 1!} = 15,120 \end{aligned}$$

15,120 possible words can be formed. J

The form of the expression before the answer to Example 10 is suggestive of a general result. Had all the letters in REARRANGE been different, there would have been $P(9, 9) = 9!$ possible words formed. This is the numerator of the answer. The presence of 3 R's, 2 A's, and 2 E's reduces the number of different words, as the entries in the denominator illustrate. This leads to the following result:

THEOREM Permutations Involving n Objects That Are Not Distinct

The number of permutations of n objects of which n_1 are of one kind, n_2 are of a second kind, . . . , and n_k are of a k th kind is given by

$$\frac{n!}{n_1! \cdot n_2! \cdot \cdots \cdot n_k!} \quad (3)$$

where $n = n_1 + n_2 + \cdots + n_k$.

EXAMPLE 11

Arranging Flags

How many different vertical arrangements are there of 8 flags if 4 are white, 3 are blue, and 1 is red?

Solution

We seek the number of permutations of 8 objects, of which 4 are of one kind, 3 are of a second kind, and 1 is of a third kind. Using formula (3), we find that there are

$$\frac{8!}{4! \cdot 3! \cdot 1!} = \frac{8 \cdot 7 \cdot 6 \cdot 5 \cdot \cancel{4!}}{\cancel{4!} \cdot 3! \cdot 1!} = 280 \text{ different arrangements}$$

13.2 Assess Your Understanding

'Are You Prepared?' Answers are given at the end of these exercises. If you get a wrong answer, read the pages listed in red.

1. $0! = \underline{\hspace{1cm}}$; $1! = \underline{\hspace{1cm}}$. (pp. 818–819)
2. **Multiple Choice** The binomial coefficient $\binom{6}{4}$ equals (pp. 849–851)
- (a) $\frac{6!}{4!}$ (b) $\frac{6!}{4! \cdot 2!}$ (c) $\frac{6!}{2!}$ (d) $\frac{(6-4)!}{2!}$

Concepts and Vocabulary

3. A(n) _____ is an ordered arrangement of r objects chosen from n objects.
4. A(n) _____ is an arrangement of r objects chosen from n distinct objects, without repetition and without regard to order.
5. $P(n, r) = \underline{\hspace{1cm}}$
6. $C(n, r) = \underline{\hspace{1cm}}$

Skill Building

In Problems 7–14, find the value of each permutation.

7. $P(6, 2)$ 8. $P(7, 2)$ 9. $P(4, 4)$ 10. $P(8, 8)$
11. $P(7, 0)$ 12. $P(9, 0)$ 13. $P(8, 4)$ 14. $P(8, 3)$


In Problems 15–22, use formula (2) to find the value of each combination.

15. $C(8, 2)$ 16. $C(8, 6)$ 17. $C(7, 4)$ 18. $C(6, 2)$
19. $C(15, 15)$ 20. $C(18, 1)$ 21. $C(26, 13)$ 22. $C(18, 9)$

Applications and Extensions


23. List all the permutations of 5 objects $a, b, c, d,$ and e choosing 3 at a time without repetition. What is $P(5, 3)$?
24. List all the permutations of 5 objects $a, b, c, d,$ and e choosing 2 at a time without repetition. What is $P(5, 2)$?
25. List all the permutations of 4 objects 1, 2, 3, and 4 choosing 3 at a time without repetition. What is $P(4, 3)$?
26. List all the permutations of 6 objects 1, 2, 3, 4, 5, and 6 choosing 3 at a time without repetition. What is $P(6, 3)$?
27. List all the combinations of 5 objects $a, b, c, d,$ and e taken 3 at a time. What is $C(5, 3)$?
28. List all the combinations of 5 objects $a, b, c, d,$ and e taken 2 at a time. What is $C(5, 2)$?
29. List all the combinations of 4 objects 1, 2, 3, and 4 taken 3 at a time. What is $C(4, 3)$?
30. List all the combinations of 6 objects 1, 2, 3, 4, 5, and 6 taken 3 at a time. What is $C(6, 3)$?
31. **Forming Codes** How many two-letter codes can be formed using the letters $A, B, C,$ and D ? Repeated letters are allowed.
32. **Forming Codes** How many two-letter codes can be formed using the letters $A, B, C, D,$ and E ? Repeated letters are allowed.
33. **Forming Numbers** How many three-digit numbers can be formed using the digits 0 and 1? Repeated digits are allowed.
34. **Forming Numbers** How many three-digit numbers can be formed using the digits 0, 1, 2, 3, 4, 5, 6, 7, 8, and 9? Repeated digits are allowed.
35. **Lining People Up** In how many ways can 4 people be lined up?
36. **Stacking Boxes** In how many ways can 5 different boxes be stacked?
37. **Forming Codes** How many different three-letter codes are there if only the letters $A, B, C, D,$ and E can be used and no letter can be used more than once?
38. **Forming Codes** How many different four-letter codes are there if only the letters $A, B, C, D, E,$ and F can be used and no letter can be used more than once?
39. **Stocks on the NYSE** Companies whose stocks are listed on the New York Stock Exchange (NYSE) have their company name represented by 1, 2, or 3 letters (repetition of letters is allowed). What is the maximum number of companies that can be listed on the NYSE?
40. **Stocks on the NASDAQ** Companies whose stocks are listed on the NASDAQ stock exchange have their company name represented by either 4 or 5 letters (repetition of letters is allowed). What is the maximum number of companies that can be listed on the NASDAQ?
41. **Establishing Committees** In how many ways can a committee of 4 students be formed from a pool of 7 students?
42. **Establishing Committees** In how many ways can a committee of 3 professors be formed from a department that has 8 professors?
43. **Possible Answers on a True/False Test** How many arrangements of answers are possible for a true/false test with 10 questions?

44. **Possible Answers on a Multiple-choice Test** How many arrangements of answers are possible in a multiple-choice test with 5 questions, each of which has 4 possible answers?
45. **Arranging Books** Five different mathematics books are to be arranged on a student's desk. How many arrangements are possible?




46. **Forming License Plate Numbers** How many different license plate numbers can be made using 2 letters followed by 4 digits selected from the digits 0 through 9, if:


- (a) Letters and digits may be repeated?
 (b) Letters may be repeated, but digits may not be repeated?
 (c) Neither letters nor digits may be repeated?

-  47. **Birthday Problem** In how many ways can 2 people each have different birthdays? Assume that there are 365 days in a year.

48. **Birthday Problem** In how many ways can 5 people all have different birthdays? Assume that there are 365 days in a year.

-  49. **Forming a Committee** A student dance committee is to be formed consisting of 2 boys and 3 girls. If the membership is to be chosen from 4 boys and 8 girls, how many different committees are possible?

50. **Forming a Committee** The student relations committee of a college consists of 2 administrators, 3 faculty members, and 5 students. Four administrators, 8 faculty members, and 20 students are eligible to serve. How many different committees are possible?

-  51. **Forming Words** How many different 9-letter words (meaningful or not) can be formed from the letters in the word ECONOMICS?

52. **Forming Words** How many different 11-letter words (meaningful or not) can be formed from the letters in the word MATHEMATICS?

53. **Selecting Objects** An urn contains 7 white balls and 3 red balls. Three balls are selected. In how many ways can the 3 balls be drawn from the total of 10 balls:

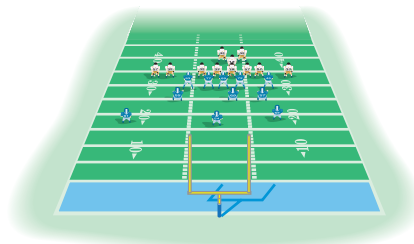
- (a) If 2 balls are white and 1 is red?
 (b) If all 3 balls are white?
 (c) If all 3 balls are red?

54. **Selecting Objects** An urn contains 15 red balls and 10 white balls. Five balls are selected. In how many ways can the 5 balls be drawn from the total of 25 balls:

- (a) If all 5 balls are red?
 (b) If 3 balls are red and 2 are white?
 (c) If at least 4 are red balls?

55. **Senate Committees** The U.S. Senate has 100 members. Suppose that it is desired to place each senator on exactly 1 of 7 possible committees. The first committee has 22 members, the second has 13, the third has 10, the fourth has 5, the fifth has 16, and the sixth and seventh have 17 apiece. In how many ways can these committees be formed?

56. **Football Teams** A defensive football squad consists of 25 players. Of these, 10 are linemen, 10 are linebackers, and 5 are safeties. How many different teams of 5 linemen, 3 linebackers, and 3 safeties can be formed?



57. **Baseball** In the American Baseball League, a designated hitter may be used. How many batting orders is it possible for a manager to use? (There are 9 regular players on a team.)

58. **Baseball** In the National Baseball League, the pitcher usually bats ninth. If this is the case, how many batting orders is it possible for a manager to use?

59. **Baseball Teams** A baseball team has 15 members. Four of the players are pitchers, and the remaining 11 members can play any position. How many different teams of 9 players can be formed?

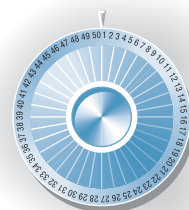
60. **World Series** In the World Series the American League team (A) and the National League team (N) play until one team wins four games. If the sequence of winners is designated by letters (for example, NAAAA means that the National League team won the first game and the American League won the next four), how many different sequences are possible?

61. **Basketball Teams** A basketball team has 6 players who play guard (2 of 5 starting positions). How many different teams are possible, assuming that the remaining 3 positions are filled and it is not possible to distinguish a left guard from a right guard?

62. **Basketball Teams** On a basketball team of 12 players, 2 play only center, 3 play only guard, and the rest play forward (5 players on a team: 2 forwards, 2 guards, and 1 center). How many different teams are possible, assuming that it is not possible to distinguish a left guard from a right guard or a left forward from a right forward?

63. **Combination Locks** A combination lock displays 50 numbers. To open it, you turn clockwise to the first number of the "combination," then rotate counterclockwise to the second number, and then rotate clockwise to the third number.

- (a) How many different lock combinations are there?
 (b) Comment on the description of such a lock as a *combination* lock.



64. **Challenge Problem Passwords** Suppose a password must have at least 8 characters, but no more than 12 characters, made up of letters (without distinction for case) and digits. If the password must contain at least one letter and at least one digit, how many passwords are possible?

Explaining Concepts: Discussion and Writing

65. Create a problem different from any found in the text that requires a permutation to solve. Give it to a friend to solve and critique.
66. Create a problem different from any found in the text that requires a combination to solve. Give it to a friend to solve and critique.
67. Explain the difference between a permutation and a combination. Give an example to illustrate your explanation.

Retain Your Knowledge

Problems 68–77 are based on material learned earlier in the course. The purpose of these problems is to keep the material fresh in your mind so that you are better prepared for the final exam.

68. Find the area of the sector of a circle of radius 4 feet and central angle θ if the arc length subtended by θ is 5 feet.
69. If $f(x) = 2x - 1$ and $g(x) = x^2 + x - 2$, find $(g \circ f)(x)$.
70. Give exact values for $\sin 75^\circ$ and $\cos 15^\circ$.
71. Find the 5th term of the geometric sequence with first term $a_1 = 5$ and common ratio $r = -2$.
72. Use the binomial theorem to expand: $(x + 2y)^5$
73. Solve the system:
$$\begin{cases} 3x + 4y = 5 \\ 5x - 2y = 17 \end{cases}$$
74. Multiply, if possible:
$$\begin{bmatrix} 4 & 2 & 0 \\ -1 & 3 & 1 \end{bmatrix} \begin{bmatrix} 0 & -2 \\ 3 & 1 \\ 5 & 0 \end{bmatrix}$$
75. Write $-\sqrt{3} + i$ in polar form and in exponential form.
76. Find the partial fraction decomposition: $\frac{5x^2 + 3x + 14}{x^4 + 4x^2 + 4}$
77. Write $\frac{6x}{(x-3)^{2/5}} + 10(x-3)^{3/5}$ as a single quotient in which only positive exponents appear.

'Are You Prepared?' Answers

1. 1; 1 2. b

13.3 Probability

- OBJECTIVES**
- 1 Construct Probability Models (p. 875)
 - 2 Compute Probabilities of Equally Likely Outcomes (p. 878)
 - 3 Find Probabilities of the Union of Two Events (p. 879)
 - 4 Use the Complement Rule to Find Probabilities (p. 880)

Probability is an area of mathematics that deals with experiments that yield random results, yet admit a certain regularity. Such experiments do not always produce the same result or outcome, so the result of any one observation is not predictable. However, the results of the experiment over a long period do produce regular patterns that enable us to make predictions with remarkable accuracy.

EXAMPLE 1

Tossing a Fair Coin

If a fair coin is tossed, the outcome is either a head or a tail. On any particular throw, we cannot predict what will happen, but if we toss the coin many times, we observe that the number of times that a head comes up is approximately equal to the number of times that a tail comes up. It seems reasonable, therefore, to assign a probability of $\frac{1}{2}$ that a head comes up and a probability of $\frac{1}{2}$ that a tail comes up. \int

1 Construct Probability Models

The discussion in Example 1 constitutes the construction of a **probability model** for the experiment of tossing a fair coin once. A probability model has two components: a sample space and an assignment of probabilities. A **sample space** S is a set whose

elements represent all the possibilities that can occur as a result of the experiment. Each element of S is called an **outcome**. To each outcome a number is assigned, called the **probability** of that outcome, which has two properties:

- The probability assigned to each outcome is nonnegative.
- The sum of all the probabilities equals 1.

DEFINITION Probability Model

A **probability model** with the sample space

$$S = \{e_1, e_2, \dots, e_n\}$$

where e_1, e_2, \dots, e_n are the possible outcomes and $P(e_1), P(e_2), \dots, P(e_n)$ are the respective probabilities of these outcomes, requires that

$$P(e_1) \geq 0, P(e_2) \geq 0, \dots, P(e_n) \geq 0 \quad (1)$$

$$\sum_{i=1}^n P(e_i) = P(e_1) + P(e_2) + \dots + P(e_n) = 1 \quad (2)$$

EXAMPLE 2

Determining Probability Models

In a bag of M&Ms,TM the candies are colored red, green, blue, brown, yellow, and orange. A candy is drawn from the bag and the color is recorded. The sample space of this experiment is {red, green, blue, brown, yellow, orange}. Determine which of the following are probability models.

(a)

Outcome	Probability
red	0.3
green	0.15
blue	0
brown	0.15
yellow	0.2
orange	0.2

(b)

Outcome	Probability
red	0.1
green	0.1
blue	0.1
brown	0.4
yellow	0.2
orange	0.3

(c)

Outcome	Probability
red	0.3
green	-0.3
blue	0.2
brown	0.4
yellow	0.2
orange	0.2

(d)

Outcome	Probability
red	0
green	0
blue	0
brown	0
yellow	1
orange	0

Solution

- (a) This model is a probability model because all the outcomes have probabilities that are nonnegative, and the sum of the probabilities is 1.
- (b) This model is not a probability model because the sum of the probabilities is not 1.
- (c) This model is not a probability model because $P(\text{green})$ is less than 0. Remember that all probabilities must be nonnegative.
- (d) This model is a probability model because all the outcomes have probabilities that are nonnegative, and the sum of the probabilities is 1. Notice that $P(\text{yellow}) = 1$, meaning that this outcome will occur with 100% certainty each time that the experiment is repeated. This means that the bag of M&MsTM contains only yellow candies.

EXAMPLE 3

Constructing a Probability Model

An experiment consists of rolling a fair die once. A die is a cube with each face having 1, 2, 3, 4, 5, or 6 dots on it. See Figure 5. Construct a probability model for this experiment.



Figure 5 A six-sided die

Solution

A sample space S consists of all the possibilities that can occur. Because rolling the die will result in one of six faces showing, the sample space S consists of

$$S = \{1, 2, 3, 4, 5, 6\}$$

Because the die is fair, one face is no more likely to occur than another. As a result, our assignment of probabilities is

$$\begin{aligned} P(1) &= \frac{1}{6} & P(2) &= \frac{1}{6} \\ P(3) &= \frac{1}{6} & P(4) &= \frac{1}{6} \\ P(5) &= \frac{1}{6} & P(6) &= \frac{1}{6} \end{aligned}$$

Now suppose that a die is loaded (weighted) so that the probability assignments are

$$P(1) = 0 \quad P(2) = 0 \quad P(3) = \frac{1}{3} \quad P(4) = \frac{2}{3} \quad P(5) = 0 \quad P(6) = 0$$

This assignment would be made if the die were loaded so that only a 3 or 4 could occur and the 4 was twice as likely as the 3 to occur. This assignment is consistent with the definition, since each assignment is nonnegative, and the sum of all the probability assignments equals 1.

 **Now Work** PROBLEM 23

EXAMPLE 4

Constructing a Probability Model

An experiment consists of tossing a coin. The coin is weighted so that heads (H) is three times as likely to occur as tails (T). Construct a probability model for this experiment.

Solution

The sample space S is $S = \{H, T\}$. If x denotes the probability that a tail occurs,

$$P(T) = x \quad \text{and} \quad P(H) = 3x$$

The sum of the probabilities of the possible outcomes must equal 1, so

$$\begin{aligned} P(T) + P(H) &= x + 3x = 1 \\ 4x &= 1 \\ x &= \frac{1}{4} \end{aligned}$$

Assign the probabilities

$$P(T) = \frac{1}{4} \quad P(H) = \frac{3}{4}$$

 **Now Work** PROBLEM 27

In Words

$P(S) = 1$ means that one of the outcomes in the sample space must occur in an experiment.

In working with probability models, the term **event** is used to describe a set of possible outcomes of the experiment. An event E is some subset of the sample space S . The **probability of an event** E , $E \neq \emptyset$, denoted by $P(E)$, is defined as the sum of the probabilities of the outcomes in E . We can also think of the probability of an event E as the likelihood that the event E occurs. If $E = \emptyset$, then $P(E) = 0$; if $E = S$, then $P(E) = P(S) = 1$.

2 Compute Probabilities of Equally Likely Outcomes

When the same probability is assigned to each outcome of the sample space, the experiment is said to have **equally likely outcomes**.

THEOREM Probability for Equally Likely Outcomes

If an experiment has n equally likely outcomes, and if the number of ways in which an event E can occur is m , then the probability of E is

$$P(E) = \frac{\text{Number of ways that } E \text{ can occur}}{\text{Number of possible outcomes}} = \frac{m}{n} \quad (3)$$

If S is the sample space of this experiment,

$$P(E) = \frac{n(E)}{n(S)} \quad (4)$$

EXAMPLE 5

Calculating Probabilities of Events Involving Equally Likely Outcomes

Calculate the probability that in a 3-child family there are 2 boys and 1 girl. Assume equally likely outcomes.

Solution

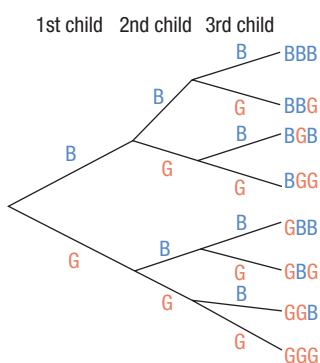


Figure 6

Begin by constructing a tree diagram to help in listing the possible outcomes of the experiment. See Figure 6, where B stands for “boy” and G for “girl.” The sample space of this experiment is

$$S = \{BBB, BBG, BGB, BGG, GBB, GBG, GGB, GGG\}$$

so $n(S) = 8$.

We wish to know the probability of the event E : “having two boys and one girl.” From Figure 6, we conclude that $E = \{BBG, BGB, GBB\}$, so $n(E) = 3$. Since the outcomes are equally likely, the probability of E is

$$P(E) = \frac{n(E)}{n(S)} = \frac{3}{8}$$

Now Work PROBLEM 37

So far, we have calculated probabilities of single events. Now we compute probabilities of multiple events, which are called **compound probabilities**.

EXAMPLE 6

Computing Compound Probabilities

Consider the experiment of rolling a single fair die. Let E represent the event “roll an odd number,” and let F represent the event “roll a 1 or 2.”

- Write the event E and F . What is $n(E \cap F)$?
- Write the event E or F . What is $n(E \cup F)$?
- Compute $P(E)$. Compute $P(F)$.
- Compute $P(E \cap F)$.
- Compute $P(E \cup F)$.

Solution

The sample space S of the experiment is $\{1, 2, 3, 4, 5, 6\}$, so $n(S) = 6$. Since the die is fair, the outcomes are equally likely. The event E : “roll an odd number” is $\{1, 3, 5\}$, and the event F : “roll a 1 or 2” is $\{1, 2\}$, so $n(E) = 3$ and $n(F) = 2$.

- In probability, the word *and* means the intersection of two events. The event E and F is

$$E \cap F = \{1, 3, 5\} \cap \{1, 2\} = \{1\} \quad n(E \cap F) = 1$$

(b) In probability, the word *or* means the union of the two events. The event E or F is

$$E \cup F = \{1, 3, 5\} \cup \{1, 2\} = \{1, 2, 3, 5\} \quad n(E \cup F) = 4$$

(c) Use formula (4). Then

$$P(E) = \frac{n(E)}{n(S)} = \frac{3}{6} = \frac{1}{2} \quad P(F) = \frac{n(F)}{n(S)} = \frac{2}{6} = \frac{1}{3}$$

$$(d) P(E \cap F) = \frac{n(E \cap F)}{n(S)} = \frac{1}{6}$$

$$(e) P(E \cup F) = \frac{n(E \cup F)}{n(S)} = \frac{4}{6} = \frac{2}{3}$$

3 Find Probabilities of the Union of Two Events

The next formula can be used to find the probability of the union of two events.

THEOREM

For any two events E and F ,

$$P(E \cup F) = P(E) + P(F) - P(E \cap F) \quad (5)$$

This result is a consequence of the Counting Formula discussed earlier, in Section 13.1.

For example, formula (5) can be used to find $P(E \cup F)$ in Example 6(e). Then

$$P(E \cup F) = P(E) + P(F) - P(E \cap F) = \frac{1}{2} + \frac{1}{3} - \frac{1}{6} = \frac{3}{6} + \frac{2}{6} - \frac{1}{6} = \frac{4}{6} = \frac{2}{3}$$

as before.

EXAMPLE 7

Computing Probabilities of the Union of Two Events

If $P(E) = 0.2$, $P(F) = 0.3$, and $P(E \cap F) = 0.1$, find the probability of E or F . That is, find $P(E \cup F)$.

Solution

Use formula (5).

$$\begin{aligned} \text{Probability of } E \text{ or } F &= P(E \cup F) = P(E) + P(F) - P(E \cap F) \\ &= 0.2 + 0.3 - 0.1 = 0.4 \end{aligned}$$

A Venn diagram can sometimes be used to obtain probabilities. To construct a Venn diagram representing the information in Example 7, draw two sets E and F . Begin with the fact that $P(E \cap F) = 0.1$. See Figure 7(a). Then, since $P(E) = 0.2$ and $P(F) = 0.3$, fill in E with $0.2 - 0.1 = 0.1$ and fill in F with $0.3 - 0.1 = 0.2$. See Figure 7(b). Since $P(S) = 1$, complete the diagram by inserting $1 - (0.1 + 0.1 + 0.2) = 0.6$ outside the circles. See Figure 7(c). Now it is easy to see, for example, that the probability of F but not E is 0.2. Also, the probability of neither E nor F is 0.6.

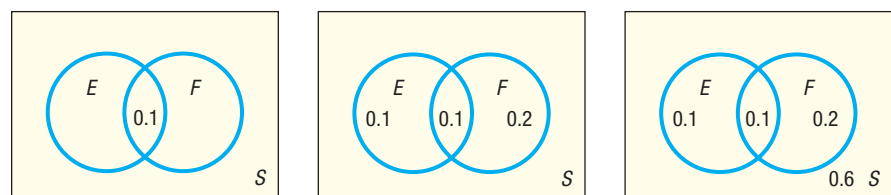


Figure 7

(a)

(b)

(c)

If events E and F are disjoint so that $E \cap F = \emptyset$, we say they are **mutually exclusive**. In this case, $P(E \cap F) = 0$, and formula (5) takes the following form:

THEOREM Mutually Exclusive Events

If E and F are mutually exclusive events, that is, if $E \cap F = \emptyset$, then

$$P(E \cup F) = P(E) + P(F) \quad (6)$$

EXAMPLE 8

Computing Probabilities of the Union of Two Mutually Exclusive Events

If $P(E) = 0.4$ and $P(F) = 0.25$, and E and F are mutually exclusive, find $P(E \cup F)$.

Solution

Since E and F are mutually exclusive, use formula (6).

$$P(E \cup F) = P(E) + P(F) = 0.4 + 0.25 = 0.65$$

 **Now Work** PROBLEM 47

4 Use the Complement Rule to Find Probabilities

Recall that if A is a set, the complement of A , denoted \bar{A} , is the set of all elements in the universal set U that are not in A . We similarly define the complement of an event.

DEFINITION Complement of an Event

Let S denote the sample space of an experiment, and let E denote an event. The **complement of E** , denoted \bar{E} , is the set of all outcomes in the sample space S that are not outcomes in the event E .

The complement of an event E —that is, \bar{E} —in a sample space S has the following two properties:

$$E \cap \bar{E} = \emptyset \quad E \cup \bar{E} = S$$

Since E and \bar{E} are mutually exclusive, it follows from (6) that

$$P(E \cup \bar{E}) = P(S) = 1 \quad P(E) + P(\bar{E}) = 1 \quad P(\bar{E}) = 1 - P(E)$$

We have the following result:

THEOREM Computing Probabilities of Complementary Events

If E represents any event and \bar{E} represents the complement of E , then

$$P(\bar{E}) = 1 - P(E) \quad (7)$$

EXAMPLE 9

Computing Probabilities Using Complements

On the local news the weather reporter stated that the probability of rain tomorrow is 40%. What is the probability that it will not rain?

Solution

The complement of the event “rain” is “no rain.”

$$P(\text{no rain}) = 1 - P(\text{rain}) = 1 - 0.4 = 0.6$$

There is a 60% chance of no rain tomorrow.

 **Now Work** PROBLEM 51

EXAMPLE 10

Birthday Problem

What is the probability that in a group of 10 people, at least 2 people have the same birthday? Assume that there are 365 days in a year and that a person is as likely to be born on one day as another, so all the outcomes are equally likely.

Solution

First determine the number of outcomes in the sample space S . There are 365 possibilities for each person's birthday. Since there are 10 people in the group, there are 365^{10} possibilities for the birthdays. [For one person in the group, there are 365 days on which his or her birthday can fall; for two people, there are $(365)(365) = 365^2$ pairs of days; and, in general, using the Multiplication Principle, for n people there are 365^n possibilities.] So

$$n(S) = 365^{10}$$

We wish to find the probability of the event E : “at least two people have the same birthday.” It is difficult to count the elements in this set; it is much easier to count the elements of the complementary event \bar{E} : “no two people have the same birthday.”

Find $n(\bar{E})$ as follows: Choose one person at random. There are 365 possibilities for his or her birthday. Choose a second person. There are 364 possibilities for this birthday, if no two people are to have the same birthday. Choose a third person. There are 363 possibilities left for this birthday. Finally, arrive at the tenth person. There are 356 possibilities left for this birthday. By the Multiplication Principle, the total number of possibilities is

$$n(\bar{E}) = 365 \cdot 364 \cdot 363 \cdot \cdots \cdot 356$$

The probability of the event \bar{E} is

$$P(\bar{E}) = \frac{n(\bar{E})}{n(S)} = \frac{365 \cdot 364 \cdot 363 \cdot \cdots \cdot 356}{365^{10}} \approx 0.883$$

The probability of two or more people in a group of 10 people having the same birthday is then

$$P(E) = 1 - P(\bar{E}) \approx 1 - 0.883 = 0.117$$

The birthday problem can be solved for any group size. The following table gives the probabilities for two or more people having the same birthday for various group sizes. Notice that the probability is greater than $\frac{1}{2}$ for any group of 23 or more people.

	Number of People															
	5	10	15	20	21	22	23	24	25	30	40	50	60	70	80	90
Probability That Two or More Have the Same Birthday	0.027	0.117	0.253	0.411	0.444	0.476	0.507	0.538	0.569	0.706	0.891	0.970	0.994	0.99916	0.99991	0.99999

 **Now Work** PROBLEM 71

Historical Feature



Blaise Pascal
(1623–1662)

Set theory, counting, and probability first took form as a systematic theory in an exchange of letters (1654) between Pierre de Fermat (1601–1665) and Blaise Pascal (1623–1662). They discussed the problem of how to divide the stakes in a game that is interrupted before completion, knowing how many points each player needs to win. Fermat solved the problem by listing all possibilities and counting

the favorable ones, whereas Pascal made use of the triangle that now bears his name. As mentioned in the text, the entries in Pascal's triangle are equivalent to $C(n, r)$. This recognition of the role of $C(n, r)$ in counting is the foundation of all further developments.

The first book on probability, the work of Christiaan Huygens (1629–1695), appeared in 1657. In it, the notion of mathematical expectation is explored. This allows the calculation of the profit or loss that a gambler might expect, knowing the probabilities involved in the game (see the Historical Problem that follows). *(continued)*

Although Girolamo Cardano (1501–1576) wrote a treatise on probability, it was not published until 1663 in Cardano's collected works, and this was too late to have had any effect on the early development of the theory.

In 1713, the posthumously published *Ars Conjectandi* of Jakob Bernoulli (1654–1705) gave the theory the form it would have until 1900. Recently, both combinatorics (counting) and probability have undergone rapid development, thanks to the use of computers.

A final comment about notation. The notations $C(n, r)$ and $P(n, r)$ are variants of a form of notation developed in England after 1830.

Historical Problem

1. *The Problem Discussed by Fermat and Pascal* A game between two equally skilled players, A and B , is interrupted when A needs 2 points to win and B needs 3 points. In what proportion should the stakes be divided?
 - (a) *Fermat's solution* List all possible outcomes that can occur as a result of four more plays. Comparing the probabilities for A to win and for B to win then determines how the stakes should be divided.

The notation $\binom{n}{r}$ for $C(n, r)$ goes back to Leonhard Euler (1707–1783) but is now losing ground because it has no clearly related symbolism of the same type for permutations. The set symbols \cup and \cap were introduced by Giuseppe Peano (1858–1932) in 1888 in a slightly different context. The inclusion symbol \subset was introduced by E. Schroeder (1841–1902) about 1890. We owe the treatment of set theory in the text to George Boole (1815–1864), who wrote $A + B$ for $A \cup B$ and AB for $A \cap B$ (statisticians still use AB for $A \cap B$).

- (b) *Pascal's solution* Use combinations to determine the number of ways that the 2 points needed for A to win could occur in four plays. Then use combinations to determine the number of ways that the 3 points needed for B to win could occur. This is trickier than it looks, since A can win with 2 points in two plays, in three plays, or in four plays. Compute the probabilities, and compare them with the results in part (a).

13.3 Assess Your Understanding

Concepts and Vocabulary

1. When the same probability is assigned to each outcome of a sample space, the experiment is said to have _____ outcomes.
2. The _____ of an event E is the set of all outcomes in the sample space S that are not outcomes in the event E .
3. **True or False** The probability of an event can never equal 0.
4. **True or False** In a probability model, the sum of all probabilities is 1.

Skill Building

5. In a probability model, which of the following numbers could be the probability of an outcome?
6. In a probability model, which of the following numbers could be the probability of an outcome?

0 0.01 0.35 -0.4 1 1.4

1.5 $\frac{1}{2}$ $\frac{3}{4}$ $\frac{2}{3}$ 0 $-\frac{1}{4}$

7. Determine whether the following is a probability model.

Outcome	Probability
1	0.2
2	0.3
3	0.1
4	0.4

8. Determine whether the following is a probability model.

Outcome	Probability
Steve	0.4
Bob	0.3
Faye	0.1
Patricia	0.2

9. Determine whether the following is a probability model.

Outcome	Probability
Linda	0.3
Jean	0.2
Grant	0.1
Jim	0.3

10. Determine whether the following is a probability model.

Outcome	Probability
Erica	0.3
Joanne	0.2
Laura	0.1
Donna	0.5
Angela	-0.1

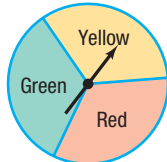
In Problems 11–16, (a) list the sample space S of each experiment and (b) construct a probability model for the experiment.

11. Tossing a fair coin twice
12. Tossing two fair coins once
13. Tossing two fair coins and then a fair die
14. Tossing a fair coin, a fair die, and then a fair coin
15. Tossing three fair coins once
16. Tossing one fair coin three times

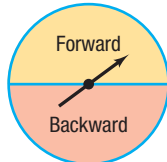
In Problems 17–22, use the following spinners to construct a probability model for each experiment.



Spinner I
(4 equal areas)



Spinner II
(3 equal areas)



Spinner III
(2 equal areas)

17. Spin spinner I, then spinner II. What is the probability of getting a 2 or a 4, followed by Red?
18. Spin spinner III, then spinner II. What is the probability of getting Forward, followed by Yellow or Green?
19. Spin spinner I, then II, then III. What is the probability of getting a 1, followed by Red or Green, followed by Backward?
20. Spin spinner II, then I, then III. What is the probability of getting Yellow, followed by a 2 or a 4, followed by Forward?
21. Spin spinner I twice, then spinner II. What is the probability of getting a 2, followed by a 2 or a 4, followed by Red or Green?
22. Spin spinner III, then spinner I twice. What is the probability of getting Forward, followed by a 1 or a 3, followed by a 2 or a 4?

In Problems 23–26, consider the experiment of tossing a coin twice. The table lists six possible assignments of probabilities for this experiment. Using this table, answer the following questions.

Assignments	Sample Space			
	HH	HT	TH	TT
A	$\frac{1}{4}$	$\frac{1}{4}$	$\frac{1}{4}$	$\frac{1}{4}$
B	0	0	0	1
C	$\frac{3}{16}$	$\frac{5}{16}$	$\frac{5}{16}$	$\frac{3}{16}$
D	$\frac{1}{2}$	$\frac{1}{2}$	$-\frac{1}{2}$	$\frac{1}{2}$
E	$\frac{1}{4}$	$\frac{1}{4}$	$\frac{1}{4}$	$\frac{1}{8}$
F	$\frac{1}{9}$	$\frac{2}{9}$	$\frac{2}{9}$	$\frac{4}{9}$

23. Which of the assignments of probabilities is(are) consistent with the definition of a probability model?

24. Which of the assignments of probabilities should be used if the coin is known to be fair?
25. Which of the assignments of probabilities should be used if the coin is known to always come up tails?
26. Which of the assignments of probabilities should be used if tails is twice as likely as heads to occur?

27. **Assigning Probabilities** A coin is weighted so that heads is four times as likely as tails to occur. What probability should be assigned to heads? to tails?
28. **Assigning Probabilities** A coin is weighted so that tails is twice as likely as heads to occur. What probability should be assigned to heads? to tails?
29. **Assigning Probabilities** A die is weighted so that an odd-numbered face is twice as likely to occur as an even-numbered face. What probability should be assigned to each face?
30. **Assigning Probabilities** A die is weighted so that a six cannot appear. All the other faces occur with the same probability. What probability should be assigned to each face?

For Problems 31–34, the sample space is $S = \{1, 2, 3, 4, 5, 6, 7, 8, 9, 10\}$. Suppose that the outcomes are equally likely.

31. Compute the probability of the event $E = \{1, 2, 3\}$.
32. Compute the probability of the event $F = \{3, 5, 9, 10\}$.
33. Compute the probability of the event E : “an even number.”
34. Compute the probability of the event F : “an odd number.”

For Problems 35 and 36, an urn contains 5 white marbles, 10 green marbles, 8 yellow marbles, and 7 black marbles.

35. If one marble is selected, determine the probability that it is white.
36. If one marble is selected, determine the probability that it is black.

In Problems 37–40, assume equally likely outcomes.

37. Determine the probability of having 3 boys in a 3-child family.
38. Determine the probability of having 3 girls in a 3-child family.
39. Determine the probability of having 1 girl and 3 boys in a 4-child family.
40. Determine the probability of having 2 girls and 2 boys in a 4-child family.

For Problems 41–44, two fair dice are rolled.

41. Determine the probability that the sum of the faces is 7.
42. Determine the probability that the sum of the faces is 11.
43. Determine the probability that the sum of the faces is 3.
44. Determine the probability that the sum of the faces is 12.

In Problems 45–48, find the probability of the indicated event if $P(A) = 0.25$ and $P(B) = 0.45$.

45. $P(A \cup B)$ if $P(A \cap B) = 0.15$
46. $P(A \cap B)$ if $P(A \cup B) = 0.6$

47. $P(A \cup B)$ if A, B are mutually exclusive
48. $P(A \cap B)$ if A, B are mutually exclusive
49. If $P(A) = 0.60$, $P(A \cup B) = 0.85$, and $P(A \cap B) = 0.05$, find $P(B)$.
50. If $P(B) = 0.30$, $P(A \cup B) = 0.65$, and $P(A \cap B) = 0.15$, find $P(A)$.
51. **Automobile Theft** According to the Insurance Information Institute, in 2016 there was a 13.3% probability that an automobile theft in the United States would be cleared by arrests. If an automobile theft case from 2016 is randomly selected, what is the probability that it was not cleared by an arrest?
52. **Pet Ownership** According to the American Pet Products Manufacturers Association's *2017–2018 National Pet Owners Survey*, there is a 68% probability that a U.S. household owns a pet. If a U.S. household is randomly selected, what is the probability that it does not own a pet?
53. **Cat Ownership** According to the American Pet Products Manufacturers Association's *2017–2018 National Pet Owners Survey*, there is a 38% probability that a U.S. household owns a cat. If a U.S. household is randomly selected, what is the probability that it does not own a cat?
54. **Doctorate Degrees** According to the National Science Foundation, in 2016 there was a 17.2% probability that a doctoral degree awarded at a U.S. university was awarded in engineering. If a 2016 U.S. doctoral recipient is randomly selected, what is the probability that his or her degree was not in engineering?

55. **Gambling Behavior** According to a 2016 Gallup survey, 26% of U.S. adults visited a casino within the past year. If a U.S. adult is selected at random, what is the probability that he or she has not visited a casino within the past year?
56. **Girl Scout Cookies** According to the Girl Scouts of America, 19% of all Girl Scout cookies sold are Samoas/Caramel deLites. If a box of Girl Scout cookies is selected at random, what is the probability that it does not contain Samoas/Caramel deLites?

For Problems 57–60, a golf ball is selected at random from a container. If the container has 9 white balls, 8 green balls, and 3 orange balls, find the probability of each event.

57. The golf ball is white or green.
58. The golf ball is white or orange.
59. The golf ball is not white.
60. The golf ball is not green.
61. On *The Price Is Right*, there is a game in which a bag is filled with 3 strike chips and 5 numbers. Let's say that the numbers in the bag are 0, 1, 3, 6, and 9. What is the probability of selecting a strike chip or the number 1?
62. Another game on *The Price Is Right* requires the contestant to spin a wheel with the numbers 5, 10, 15, 20, . . . , 100. What is the probability that the contestant spins 100 or 30?

Problems 63–66 are based on a survey of annual incomes in 100 households. The following table gives the data.

Income	\$0–24,999	\$25,000–49,999	\$50,000–74,999	\$75,000–99,999	\$100,000 or more
Number of households	22	23	17	12	26

63. What is the probability that a household has an annual income of \$75,000 or more?
64. What is the probability that a household has an annual income between \$25,000 and \$74,999, inclusive?
65. What is the probability that a household has an annual income of less than \$50,000?
66. What is the probability that a household has an annual income of \$50,000 or more?
67. **Surveys** In a survey about the number of TV sets in a house, the following probability table was constructed:

Number of TV sets	0	1	2	3	4 or more
Probability	0.05	0.24	0.33	0.21	0.17

Find the probability of a house having:

- (a) 1 or 2 TV sets
 (b) 1 or more TV sets
 (c) 3 or fewer TV sets
 (d) 3 or more TV sets
 (e) Fewer than 2 TV sets

- (f) Fewer than 1 TV set
 (g) 1, 2, or 3 TV sets
 (h) 2 or more TV sets


68. **Checkout Lines** Through observation, it has been determined that the probability for a given number of people waiting in line at the “5 items or less” checkout register of a supermarket is as follows:

Number waiting in line	0	1	2	3	4 or more
Probability	0.10	0.15	0.20	0.24	0.31

Find the probability of:

- (a) At most 2 people in line
 (b) At least 2 people in line
 (c) At least 1 person in line
69. In a certain Precalculus class, there are 18 freshmen and 15 sophomores. Of the 18 freshmen, 10 are male, and of the 15 sophomores, 8 are male. Find the probability that a randomly selected student is:
- (a) A freshman or female
 (b) A sophomore or male

70. The faculty of the mathematics department at Joliet Junior College is composed of 4 females and 9 males. Of the 4 females, 2 are under age 40, and of the 9 males, 3 are under age 40. Find the probability that a randomly selected faculty member is:
- (a) Female or under age 40
(b) Male or over age 40

-  71. **Birthday Problem** What is the probability that at least 2 people in a group of 12 people have the same birthday? Assume that there are 365 days in a year.
72. **Birthday Problem** What is the probability that at least 2 people in a group of 35 people have the same birthday? Assume that there are 365 days in a year.

73. **Winning a Lottery** Lotto America is a multistate lottery in which 5 red balls from a drum with 52 balls and 1 star ball from a drum with 10 balls are selected. For a \$1 ticket, players get one chance at winning the grand prize by matching all 6 numbers. What is the probability of selecting the winning numbers on a \$1 play?

74. **Challenge Problem** If 3 six-sided dice are tossed, find the probability that exactly 2 dice have the same reading.

Retain Your Knowledge

Problems 75–84 are based on material learned earlier in the course. The purpose of these problems is to keep the material fresh in your mind so that you are better prepared for the final exam.

75. To graph $g(x) = |x + 2| - 3$, shift the graph of $f(x) = |x|$ $\frac{\text{number}}{\text{number}}$ units $\frac{\text{left/right}}{\text{up/down}}$ and then $\frac{\text{number}}{\text{number}}$ units $\frac{\text{left/right}}{\text{up/down}}$.

76. Find the rectangular coordinates of the point whose polar coordinates are $(6, \frac{2\pi}{3})$.

77. Solve: $\log_5(x + 3) = 2$

78. Solve the given system using matrices.

$$\begin{cases} 3x + y + 2z = 1 \\ 2x - 2y + 5z = 5 \\ x + 3y + 2z = -9 \end{cases}$$

79. Evaluate: $\begin{vmatrix} 7 & -6 & 3 \\ -8 & 0 & 5 \\ 6 & -4 & 2 \end{vmatrix}$

80. Simplify: $\sqrt{108} - \sqrt{147} + \sqrt{363}$

81. José drives 60 miles per hour to his friend's house and 40 miles per hour on the way back. What is his average speed?

82. Find the 85th term of the sequence 5, 12, 19, 26, ...

-  83. Find the area bounded by the graphs of

$$y = \frac{3}{5}x + \frac{12}{5}, y = -x + 4, \text{ and } y = -\sqrt{16 - x^2}.$$

-  84. Find the partial fraction decomposition: $\frac{7x^2 - 5x + 30}{x^3 - 8}$

Chapter Review

Things to Know

Counting formula (p. 862)

$$n(A \cup B) = n(A) + n(B) - n(A \cap B)$$

Addition Principle of Counting (p. 862)

$$\text{If } A \cap B = \emptyset, \text{ then } n(A \cup B) = n(A) + n(B).$$

Multiplication Principle of Counting (p. 864)

If a task consists of a sequence of choices in which there are p selections for the first choice, q selections for the second choice, and so on, the task of making these selections can be done in $p \cdot q \cdot \cdots$ different ways.

Permutation (p. 867)

An ordered arrangement of r objects chosen from n objects

Number of permutations: Distinct, with repetition (p. 867)

$$n^r$$

The n objects are distinct (different), and repetition is allowed in the selection of r of them.

Number of permutations: Distinct, without repetition (p. 869)

$$P(n, r) = n(n-1) \cdot \cdots \cdot [n - (r-1)] = \frac{n!}{(n-r)!}$$

The n objects are distinct (different), and repetition is not allowed in the selection of r of them, where $r \leq n$.

Combination (p. 870)

An arrangement, without regard to order, of r objects selected from n distinct objects, where $r \leq n$

Number of combinations (p. 870)

$$C(n, r) = \frac{P(n, r)}{r!} = \frac{n!}{(n-r)! r!}$$

Number of permutations: Not distinct (p. 872)

$$\frac{n!}{n_1! n_2! \cdots n_k!}$$

The number of permutations of n objects of which n_1 are of one kind, n_2 are of a second kind, \dots , and n_k are of a k th kind, where $n = n_1 + n_2 + \cdots + n_k$

Sample space (pp. 875–876)

Set whose elements represent the possible outcomes that can occur as a result of an experiment

Probability (p. 876)

A nonnegative number assigned to each outcome of a sample space; the sum of all the probabilities of the outcomes equals 1.

Probability for equally likely outcomes (p. 878)

$$P(E) = \frac{n(E)}{n(S)}$$

The same probability is assigned to each outcome.

Probability of the union of two events (p. 879)

$$P(E \cup F) = P(E) + P(F) - P(E \cap F)$$

Probability of the complement of an event (p. 880)

$$P(\bar{E}) = 1 - P(E)$$

Objectives

Section	You should be able to . . .	Examples(s)	Review Exercises
13.1	1 Find all the subsets of a set (p. 861)	1	1
	2 Count the number of elements in a set (p. 861)	2, 3	2–9
	3 Solve counting problems using the Multiplication Principle (p. 863)	4, 5	12, 13, 17, 18
13.2	1 Solve counting problems using permutations involving n distinct objects (p. 867)	1–5	10, 14, 15, 19, 22(a)
	2 Solve counting problems using combinations (p. 869)	6–9	11, 16, 21
	3 Solve counting problems using permutations involving n nondistinct objects (p. 872)	10, 11	20
13.3	1 Construct probability models (p. 875)	2–4	22(b)
	2 Compute probabilities of equally likely outcomes (p. 878)	5, 6	22(b), 23(a), 24, 25
	3 Find probabilities of the union of two events (p. 879)	7, 8	26
	4 Use the Complement Rule to find probabilities (p. 880)	9, 10	22(c), 23(b)

Review Exercises

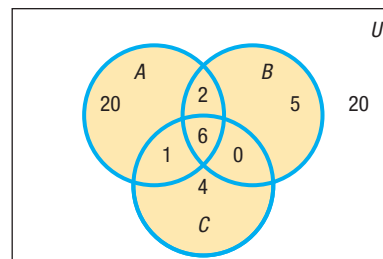
- Write down all the subsets of the set {Dave, Joanne, Erica}.
- If $n(A) = 8$, $n(B) = 12$, and $n(A \cap B) = 3$, find $n(A \cup B)$.
- If $n(A) = 12$, $n(A \cup B) = 30$, and $n(A \cap B) = 6$, find $n(B)$.

In Problems 4–9, use the information supplied in the figure.

- How many are in A ?
- How many are in A or B ?
- How many are in A and C ?
- How many are not in B ?
- How many are in neither A nor C ?
- How many are in B but not in C ?

In Problems 10 and 11, compute the given expression.

- $P(8, 3)$
- $C(8, 3)$



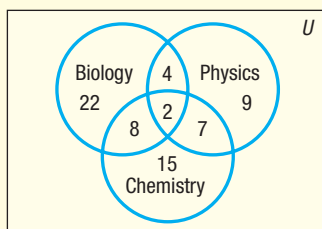
- 12. Stocking a Store** A clothing store sells pure wool and polyester-wool suits. Each suit comes in 3 colors and 10 sizes. How many suits are required for a complete assortment?
- 13. Baseball** On a given day, the American Baseball League schedules 7 games. How many different outcomes are possible, assuming that each game is played to completion?
- 14. Choosing Seats** If 4 people enter a bus that has 9 vacant seats, in how many ways can they be seated?
- 15. Choosing a Team** In how many ways can a squad of 4 relay runners be chosen from a track team of 8 runners?
- 16. Baseball** In how many ways can 2 teams from 14 teams in the American League be chosen without regard to which team is at home?
- 17. Telephone Numbers** Using the digits 0, 1, 2, . . . , 9, how many 7-digit numbers can be formed if the first digit cannot be 0 or 9 and if the last digit is greater than or equal to 2 and less than or equal to 3? Repeated digits are allowed.
- 18. License Plate Possibilities** A license plate has 1 letter, excluding O and I, followed by a 4-digit number that cannot have a 0 in the lead position. How many different plates are possible?
- 19. Binary Codes** Using the digits 0 and 1, how many different numbers consisting of 8 digits can be formed?
- 20. Arranging Flags** How many different vertical arrangements are there of 10 flags if 4 are white, 3 are blue, 2 are green, and 1 is red?
- 21. Forming Committees** A group of 9 people is going to be formed into committees of 4, 3, and 2 people. How many committees can be formed if:
- A person can serve on any number of committees?
 - No person can serve on more than one committee?
- 22. Birthday Problem** For this problem, assume that a year has 365 days.
- In how many ways can 18 people have different birthdays?
 - What is the probability that no 2 people in a group of 18 people have the same birthday?
 - What is the probability that at least 2 people in a group of 18 people have the same birthday?
- 23. Unemployment** According to the U.S. Bureau of Labor Statistics, 3.8% of the U.S. labor force was unemployed in May 2018.
- What is the probability that a randomly selected member of the U.S. labor force was unemployed in May 2018?
 - What is the probability that a randomly selected member of the U.S. labor force was not unemployed in May 2018?
- 24.** You have four \$1 bills, three \$5 bills, and two \$10 bills in your wallet. If you pick a bill at random, what is the probability that it will be a \$1 bill?
- 25.** Each of the numbers 1, 2, . . . , 100 is written on an index card, and the cards are shuffled. If a card is selected at random, what is the probability that the number on the card is divisible by 5? What is the probability that the card selected either is a 1 or names a prime number?
- 26.** At the Milex tune-up and brake repair shop, the manager has found that a car will require a tune-up with a probability of 0.6, a brake job with a probability of 0.1, and both with a probability of 0.02.
- What is the probability that a car requires either a tune-up or a brake job?
 - What is the probability that a car requires a tune-up but not a brake job?
 - What is the probability that a car requires neither a tune-up nor a brake job?

Chapter Test

CHAPTER Test Prep VIDEOS

The Chapter Test Prep Videos include step-by-step solutions to all chapter test exercises. These videos are available in MyLab™ Math, or on this text's YouTube Channel. Refer to the Preface for a link to the YouTube channel.

In Problems 1–4, a survey of 70 college freshmen asked whether students planned to take biology, chemistry, or physics during their first year. Use the diagram to answer each question.



- How many of the surveyed students plan to take physics during their first year?
- How many of the surveyed students do not plan to take biology, chemistry, or physics during their first year?
- How many of the surveyed students plan to take only biology and chemistry during their first year?
- How many of the surveyed students plan to take physics or chemistry during their first year?

In Problems 5–7, compute the value of the given expression.

- $7!$
- $P(10, 6)$
- $C(11, 5)$
- M&M's® offers customers the opportunity to create their own color mix of candy. There are 21 colors to choose from, and customers are allowed to select up to 6 different colors. How many different color mixes are possible, assuming that no color is selected more than once and 6 different colors are chosen?
- How many distinct 8-letter words (meaningful or not) can be formed from the letters in the word REDEEMED?
- In horse racing, an exacta bet requires the bettor to pick the first two horses in the exact order. If there are 8 horses in a race, in how many ways could you make an exacta bet?
- On February 20, 2004, the Ohio Bureau of Motor Vehicles unveiled the state's new license plate format. The plate consists of three letters (A–Z) followed by 4 digits (0–9). Assume that all letters and digits may be used, except that the third letter cannot be O, I, or Z. If repetitions are allowed, how many different plates are possible?

12. Kiersten applies for admission to the University of Southern California (USC) and Florida State University (FSU). She estimates that she has a 60% chance of being admitted to USC, a 70% chance of being admitted to FSU, and a 35% chance of being admitted to both universities.
- (a) What is the probability that she will be admitted to either USC or FSU?
- (b) What is the probability that she will not be admitted to FSU?
13. A cooler contains 8 bottles of Pepsi, 5 bottles of Coke, 4 bottles of Mountain Dew, and 3 bottles of IBC.
- (a) What is the probability that a bottle chosen at random is Coke?
- (b) What is the probability that a bottle chosen at random is either Pepsi or IBC?

14. A study on the age distribution of students at a community college yielded the following data:

Age	17 and under	18–20	21–24	25–34	35–64	65 and over
Probability	0.03	???	0.23	0.29	0.25	0.01

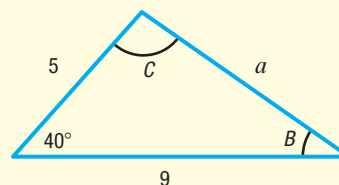
What is the probability a randomly selected student at the college is between 18 and 20 years old?

15. In a certain lottery, there are ten balls numbered 1, 2, 3, 4, 5, 6, 7, 8, 9, 10. Of these, five are drawn in order. If you pick five numbers that match those drawn in the correct order, you win \$1,000,000. What is the probability of winning such a lottery?
16. If you roll a die five times, what is the probability that you obtain exactly 2 fours?

Cumulative Review

- Solve: $3x^2 - 2x = -1$
- Graph $f(x) = x^2 + 4x - 5$ by determining whether the graph is concave up or concave down and by finding the vertex, axis of symmetry, and intercepts.
- Graph $f(x) = 2(x + 1)^2 - 4$ using transformations.
- Solve: $|x - 4| \leq 0.01$
- Find the complex zeros of $f(x) = 5x^4 - 9x^3 - 7x^2 - 31x - 6$
- Graph $g(x) = 3^{x-1} + 5$ using transformations. Find the domain, the range, and the horizontal asymptote of g .
- What is the exact value of $\log_3 9$?
- Solve: $\log_2(3x - 2) + \log_2 x = 4$

- Solve the system:
$$\begin{cases} x - 2y + z = 15 \\ 3x + y - 3z = -8 \\ -2x + 4y - z = -27 \end{cases}$$
- What is the 33rd term in the sequence $-3, 1, 5, 9, \dots$? What is the sum of the first 20 terms?
- Graph: $y = 3 \sin(2x + \pi)$
- Solve the following triangle and find its area.



Chapter Projects



- I. **The Lottery and Expected Profit** When all of the possible outcomes in a probability model are numeric quantities, useful statistics can be computed for such models. The **expected value**, or **mean**, of such a probability model is

found by multiplying each possible numeric outcome by its corresponding probability and then adding these products.

For example, Table 2 provides the probability model for rolling a fair six-sided die. The expected value, $E(x)$, is

$$E(x) = 1 \cdot \frac{1}{6} + 2 \cdot \frac{1}{6} + 3 \cdot \frac{1}{6} + 4 \cdot \frac{1}{6} + 5 \cdot \frac{1}{6} + 6 \cdot \frac{1}{6} = 3.5$$

When a fair die is rolled repeatedly, the average of the outcomes will approach 3.5.

Mega Millions is a multistate lottery in which a player selects five different “white” numbers from 1 to 70 and one “gold” number from 1 to 25. The probability model shown in Table 3 lists the possible cash prizes and their corresponding probabilities.

- Verify that Table 3 is a probability model.
- To win the jackpot, a player must match all six numbers. Verify the probability given in Table 3 of winning the jackpot.

Table 2

Outcome	Probability
1	$\frac{1}{6}$
2	$\frac{1}{6}$
3	$\frac{1}{6}$
4	$\frac{1}{6}$
5	$\frac{1}{6}$
6	$\frac{1}{6}$

Table 3

Cash Prize	Probability
Jackpot	0.00000000330
\$1,000,000	0.00000007932
\$10,000	0.00000107411
\$500	0.00002577851
\$200	0.00006874270
\$10	0.00309316646
\$4	0.01123595506
\$2	0.02702702703
\$0	0.95854817351

For questions 3–6, assume a single jackpot winner so that the jackpot does not have to be shared.

- If the jackpot is \$40,000,000, calculate the expected cash prize.
- If a ticket costs \$2, what is the expected financial result from purchasing one ticket? Interpret (give the meaning of) this result.
- If the jackpot is \$250,000,000, what is the expected cash prize? What is the expected financial result from purchasing one \$2 ticket? Interpret this result.
- What amount must the jackpot be so that a profit from one \$2 ticket is expected?
- Research the Powerball lottery, and create a probability model similar to Table 3 for it. Repeat questions 3–6 for Powerball. Based on what you have learned, which lottery would you prefer to play? Justify your decision.

The following projects are available at the Instructor's Resource Center (IRC):

- II. Project at Motorola** *Probability of Error in Digital Wireless Communications* Transmission errors in digital communications can often be detected by adding an extra digit of code to each transmitted signal. Investigate the probability of identifying an erroneous code using this simple coding method.
- III. Surveys** Polling (or taking a survey) is big business in the United States. Take and analyze a survey; then consider why different pollsters might get different results.
- IV. Law of Large Numbers** The probability that an event occurs, such as a head in a coin toss, is the proportion of heads you expect in the long run. A simulation is used to show that as a coin is flipped more and more times, the proportion of heads gets close to 0.5.
- V. Simulation** Electronic simulation of an experiment is often an economical way to investigate a theoretical probability. Develop a theory without leaving your desk.

A Preview of Calculus: The Limit, Derivative, and Integral of a Function

Thomas Malthus on Population Growth

In the late 1700s, the British economist Thomas Malthus presented a report that criticized those who thought that life was going to continue to improve for humans. Malthus put his report together quickly and titled it *An Essay on the Principle of Population as it Affects the Future Improvement of Society, with Remarks on the Speculations of Mr. Godwin, M. Condorcet, and Other Writers*.



Malthus argued that because the human population tends to increase geometrically (1, 2, 4, 16, and so on) and that food supplies will likely only increase arithmetically (1, 2, 3, 4, and so on), populations will naturally be held in check due to food shortages. Malthus also suggested that there are other checks on population growth (and he considered these natural and a good thing). Nonetheless, he was concerned that poverty is inevitable and will continue.

Malthus used historical data to suggest that population growth has been doubling every twenty-five years in the United States (still in the early stages of development back in the late 18th Century). Malthus surmised that the youth of the country along with the vast amount of areas conducive to farming would lead to a birth rate that exceeded most countries in the world.

Malthus believed there are two “checks” that control the population growth. One type are called preventative checks—these are checks that decrease the birth rate. The second type are called positive checks—these are checks that increase the death rate. Positive checks include war, famine, and natural disasters. Malthus believed that fear of famine was a major reason the birth rate may decrease. After all, who would want to have a child knowing the child may suffer from hunger, or worse, starvation?

—See Chapter Project I—

Outline

- 14.1 Investigating Limits Using Tables and Graphs
 - 14.2 Algebraic Techniques for Finding Limits
 - 14.3 One-sided Limits; Continuity
 - 14.4 The Tangent Problem; The Derivative
 - 14.5 The Area Problem; The Integral
- Chapter Review
Chapter Test
Chapter Projects

← A Look Back

In this text we have studied a variety of functions: polynomial functions (including linear and quadratic functions), rational functions, exponential and logarithmic functions, trigonometric functions, and the inverse trigonometric functions. For each of these, we found their domain and range, intercepts, symmetry, if any, and asymptotes, if any, and we graphed them. We also discussed whether these functions were even, odd, or neither and determined on what intervals they were increasing and decreasing. We also discussed the idea of their average rate of change.

A Look Ahead →

In calculus, other properties are discussed, such as finding limits of functions, determining where functions are continuous, finding the derivative of functions, and finding the integral of functions. In this chapter, we give an introduction to these properties. After you have completed this chapter, you will be well prepared for a first course in calculus.

14.1 Investigating Limits Using Tables and Graphs

PREPARING FOR THIS SECTION Before getting started, review the following:

- Piecewise-defined Functions (Section 2.4, pp. 91–93)

 **Now Work** the 'Are You Prepared?' problems on page 894.

- OBJECTIVES**
- 1 Investigate a Limit Using a Table (p. 891)
 - 2 Investigate a Limit Using a Graph (p. 893)

The Idea of a Limit

The idea of a limit of a function is what connects algebra and geometry to the mathematics of calculus. In working with the limit of a function, we encounter notation of the form

$$\lim_{x \rightarrow c} f(x) = N$$

This is read as “the limit of $f(x)$ as x approaches c equals the number N .” Here f is a function defined on some open interval containing the number c . However, f need not be defined at c .

The meaning of $\lim_{x \rightarrow c} f(x) = N$ may be described as follows:

For all x approximately equal to the number c , with $x \neq c$, the corresponding value of f is approximately equal to the number N .

Another description of $\lim_{x \rightarrow c} f(x) = N$ is

As x gets closer to c , but remains unequal to c , the corresponding value of f gets closer to N .

1 Investigate a Limit Using a Table

Tables generated with the help of a calculator are useful for investigating limits.

EXAMPLE 1

Investigating a Limit Using a Table

Investigate: $\lim_{x \rightarrow 3} (5x^2)$

Solution

Here $f(x) = 5x^2$ and $c = 3$. Choose a value for x close to 3, such as 2.99. Then select additional numbers that are closer to 3 but remain less than 3. Next choose values of x greater than 3, such as 3.01, that get closer to 3. Finally, evaluate f at each choice to obtain Table 1.

Table 1

x	2.99	2.999	2.9999	\rightarrow 3	\leftarrow	3.0001	3.001	3.01
$f(x) = 5x^2$	44.701	44.970	44.997	\rightarrow	\leftarrow	45.003	45.030	45.301

From Table 1, as x gets closer to 3, the value of $f(x) = 5x^2$ appears to get closer to 45. This suggests that

$$\lim_{x \rightarrow 3} (5x^2) = 45$$

Need to Review?

Interval notation is discussed in Section A.9, pp. A72–A74.

Table 2

X	Y1			
2.9	42.05			
2.99	44.701			
2.999	44.97			
2.9999	44.997			
3.0001	45.003			
3.001	45.03			
3.01	45.301			
3.1	48.05			

Y1=5X²

When choosing the values of x in a table, the number to start with and the subsequent entries are arbitrary. However, the entries should be chosen so that the table makes it clear what number the value of f is approaching.



COMMENT A graphing utility with a TABLE feature can be used to generate the entries. Table 2 shows the result from Example 1 using a TI-84 Plus C graphing calculator.

Now Work PROBLEM 7

EXAMPLE 2

Investigating a Limit Using a Table

Investigate: (a) $\lim_{x \rightarrow 2} \frac{x^2 - 4}{x - 2}$ (b) $\lim_{x \rightarrow 2} (x + 2)$

Solution (a) Here $f(x) = \frac{x^2 - 4}{x - 2}$ and $c = 2$. Notice that the domain of f is $\{x \mid x \neq 2\}$, so f is not defined at 2. Choose values of x close to 2 on both sides and evaluate f at each choice, as shown in Table 3.

Table 3

x	1.99	1.999	1.9999	\rightarrow	2	\leftarrow	2.0001	2.001	2.01
$f(x) = \frac{x^2 - 4}{x - 2}$	3.99	3.999	3.9999	\rightarrow		\leftarrow	4.0001	4.001	4.01

Table 3 suggests that as x gets closer to 2, the value of $f(x) = \frac{x^2 - 4}{x - 2}$ gets closer to 4. That is,

$$\lim_{x \rightarrow 2} \frac{x^2 - 4}{x - 2} = 4$$

(b) Here $g(x) = x + 2$ and $c = 2$. The domain of g is all real numbers. See Table 4.

Table 4

x	1.99	1.999	1.9999	\rightarrow	2	\leftarrow	2.0001	2.001	2.01
$g(x) = x + 2$	3.99	3.999	3.9999	\rightarrow		\leftarrow	4.0001	4.001	4.01

Table 4 suggests that as x gets closer to 2, the value of $g(x)$ gets closer to 4. That is,

$$\lim_{x \rightarrow 2} (x + 2) = 4$$

The conclusion that $\lim_{x \rightarrow 2} (x + 2) = 4$ could be obtained without Table 4; as x gets closer to 2, it follows that $x + 2$ gets closer to $2 + 2 = 4$.

Also, for part (a), you are right if you make the observation that for $x \neq 2$,

$$f(x) = \frac{x^2 - 4}{x - 2} = \frac{\cancel{(x - 2)}(x + 2)}{\cancel{x - 2}} = x + 2 \quad x \neq 2$$

Therefore,

$$\lim_{x \rightarrow 2} \frac{x^2 - 4}{x - 2} = \lim_{x \rightarrow 2} (x + 2) = 4$$

Let's look at an example for which the factoring technique used above does not work.

EXAMPLE 3

Investigating a Limit Using a Table

Investigate: $\lim_{x \rightarrow 0} \frac{\sin x}{x}$

Solution First, observe that the domain of the function $f(x) = \frac{\sin x}{x}$ is $\{x \mid x \neq 0\}$. Use a calculator to create Table 5, where x is measured in radians.

Table 5

x (radians)	-0.03	-0.02	-0.01	\rightarrow	0	\leftarrow	0.01	0.02	0.03
$f(x) = \frac{\sin x}{x}$	0.99985	0.99993	0.99998	\rightarrow		\leftarrow	0.99998	0.99993	0.99985

Table 5 suggests that $\lim_{x \rightarrow 0} \frac{\sin x}{x} = 1$.

2 Investigate a Limit Using a Graph

The graph of a function f can also be of help in investigating limits. See Figure 1. In each graph, notice that as x gets closer to c , the value of f gets closer to the number N . This suggests that

$$\lim_{x \rightarrow c} f(x) = N$$

This is the conclusion regardless of the value of f at c . In Figure 1(a), $f(c) = N$, and in Figure 1(b), $f(c) \neq N$. Figure 1(c) suggests that $\lim_{x \rightarrow c} f(x) = N$, even if f is not defined at c .

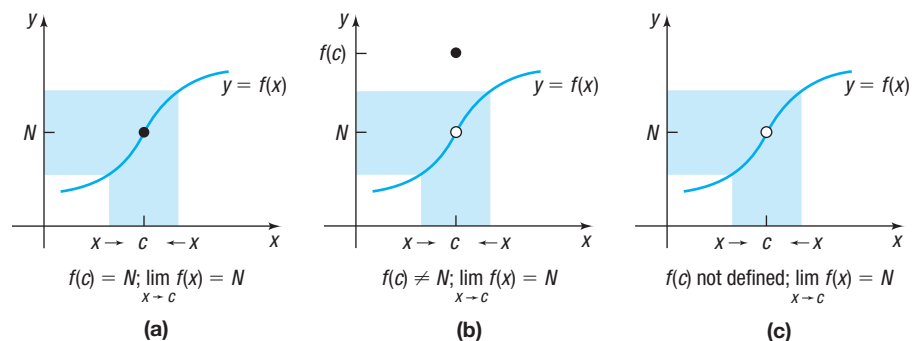


Figure 1

EXAMPLE 4

Investigating a Limit by Graphing

Investigate: $\lim_{x \rightarrow 2} f(x)$ if $f(x) = \begin{cases} 3x - 2 & \text{if } x \neq 2 \\ 3 & \text{if } x = 2 \end{cases}$

Solution

The function f is a piecewise-defined function. Its graph is shown in Figure 2. The graph suggests that $\lim_{x \rightarrow 2} f(x) = 4$.

Notice in Example 4 that the value of f at 2—that is, $f(2) = 3$ —plays no role in the conclusion that $\lim_{x \rightarrow 2} f(x) = 4$. In fact, even if f were undefined at 2, it would still be the case that $\lim_{x \rightarrow 2} f(x) = 4$.

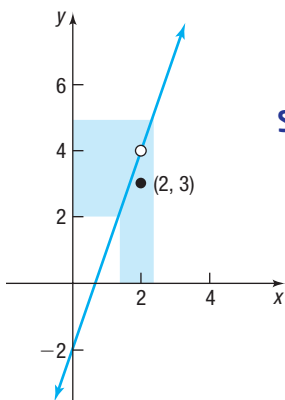
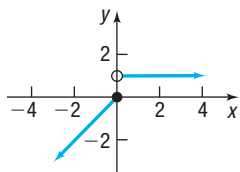


Figure 2

Sometimes there is no *single* number that the values of f approach as x gets closer to c . In this case, we say that f **has no limit as x approaches c** or that $\lim_{x \rightarrow c} f(x)$ **does not exist**.

EXAMPLE 5**A Function That Has No Limit at 0**

Investigate: $\lim_{x \rightarrow 0} f(x)$ if $f(x) = \begin{cases} x & \text{if } x \leq 0 \\ 1 & \text{if } x > 0 \end{cases}$

**Solution**

See Figure 3. As x gets closer to 0 but remains negative, the value of f also gets closer to 0. As x gets closer to 0 but remains positive, the value of f always equals 1. Since there is no single number that the values of f are close to when x is close to 0, we conclude that $\lim_{x \rightarrow 0} f(x)$ does not exist.

Figure 3 $f(x) = \begin{cases} x & \text{if } x \leq 0 \\ 1 & \text{if } x > 0 \end{cases}$

Now Work PROBLEM 37

**EXAMPLE 6****Using a Graphing Utility to Investigate a Limit**

Investigate: $\lim_{x \rightarrow 2} \frac{x^3 - 2x^2 + 4x - 8}{x^4 - 2x^3 + x - 2}$

Solution

Table 6 shows values of the rational expression for x close to 2. The table suggests that

$$\lim_{x \rightarrow 2} \frac{x^3 - 2x^2 + 4x - 8}{x^4 - 2x^3 + x - 2} = 0.889$$

rounded to three decimal places.

Table 6

NORMAL FLOAT AUTO REAL RADIAN MP				
PRESS ENTER TO EDIT				
X	Y1			
1.5	1.4286			
1.9	.96832			
1.99	.89635			
1.999	.88963			
1.9999	.88896			
2.0001	.88881			
2.001	.88815			
2.01	.88153			
2.1	.81961			
2.5	.61654			

Y1=(X^3-2X^2+4X-8)/(X^4-2X^3+X-

Now Work PROBLEM 43

In the next section, we will see how algebra can be used to obtain exact limits of functions.

14.1 Assess Your Understanding

'Are You Prepared?' Answers are given at the end of these exercises. If you get a wrong answer, read the pages listed in red.

- Graph $f(x) = \begin{cases} 3x - 2 & \text{if } x \neq 2 \\ 3 & \text{if } x = 2 \end{cases}$ (pp. 91–93)
- If $f(x) = \begin{cases} x & \text{if } x \leq 0 \\ 1 & \text{if } x > 0 \end{cases}$ what is $f(0)$? (pp. 91–93)

Concepts and Vocabulary

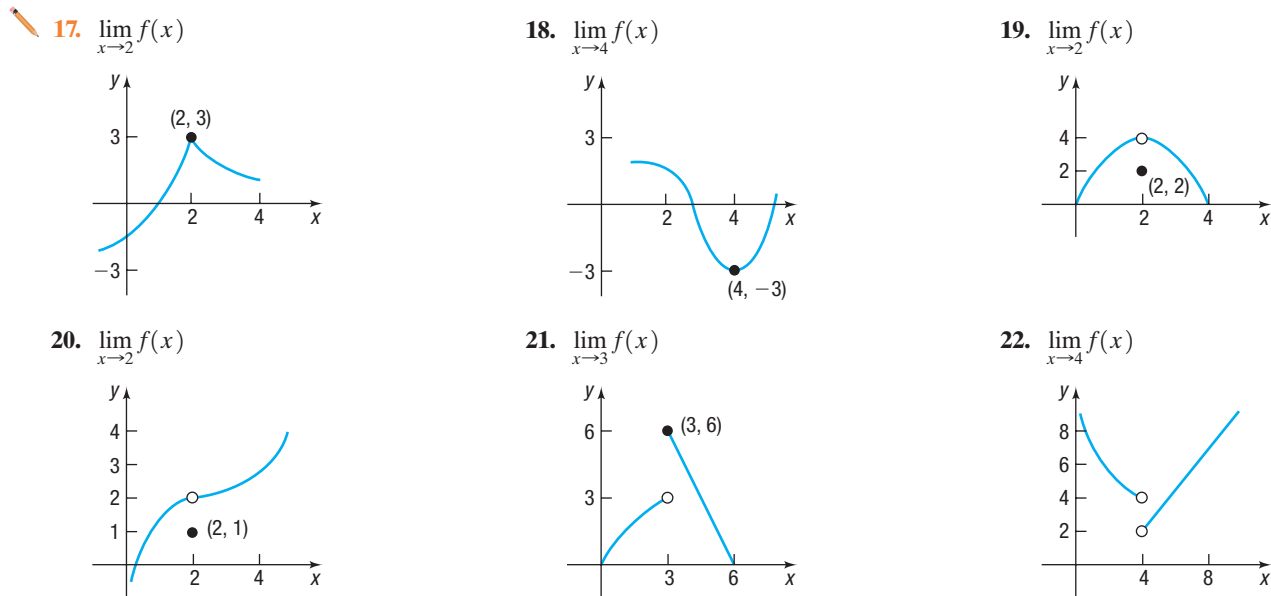
- The limit of a function $y = f(x)$ as x approaches c is denoted by the symbol _____.
- If a function f does not approach a single number as x approaches c , then we say that $\lim_{x \rightarrow c} f(x)$ _____.
- True or False** $\lim_{x \rightarrow c} f(x) = N$ may be described by saying that the value of $f(x)$ gets closer to N as x gets closer to c but remains unequal to c .
- True or False** $\lim_{x \rightarrow c} f(x)$ exists and equals some number for any function f as long as c is in the domain of f .

Skill Building

In Problems 7–16, use a table to investigate the indicated limit.

7. $\lim_{x \rightarrow 2} (4x^3)$ 8. $\lim_{x \rightarrow 3} (2x^2 + 1)$ 9. $\lim_{x \rightarrow 0} \frac{x+1}{x^2+1}$ 10. $\lim_{x \rightarrow 0} \frac{2-x}{x^2+4}$
11. $\lim_{x \rightarrow 4} \frac{x^2-4x}{x-4}$ 12. $\lim_{x \rightarrow 3} \frac{x^2-9}{x^2-3x}$ 13. $\lim_{x \rightarrow 0} (e^x + 1)$ 14. $\lim_{x \rightarrow 0} \frac{e^x - e^{-x}}{2}$
15. $\lim_{x \rightarrow 0} \frac{\cos x - 1}{x}$, x in radians 16. $\lim_{x \rightarrow 0} \frac{\tan x}{x}$, x in radians

In Problems 17–22, use the graph shown to investigate the indicated limit.



In Problems 23–42, graph each function. Use the graph to investigate the indicated limit.

23. $\lim_{x \rightarrow 4} f(x)$, $f(x) = 3x + 1$ 24. $\lim_{x \rightarrow -1} f(x)$, $f(x) = 2x - 1$ 25. $\lim_{x \rightarrow 2} f(x)$, $f(x) = 1 - x^2$
26. $\lim_{x \rightarrow -1} f(x)$, $f(x) = x^3 - 1$ 27. $\lim_{x \rightarrow -3} f(x)$, $f(x) = |2x|$ 28. $\lim_{x \rightarrow 4} f(x)$, $f(x) = 3\sqrt{x}$
29. $\lim_{x \rightarrow \pi/2} f(x)$, $f(x) = \sin x$ 30. $\lim_{x \rightarrow \pi} f(x)$, $f(x) = \cos x$ 31. $\lim_{x \rightarrow 0} f(x)$, $f(x) = e^x$
32. $\lim_{x \rightarrow 1} f(x)$, $f(x) = \ln x$ 33. $\lim_{x \rightarrow -1} f(x)$, $f(x) = \frac{1}{x}$ 34. $\lim_{x \rightarrow 2} f(x)$, $f(x) = \frac{1}{x^2}$
35. $\lim_{x \rightarrow 0} f(x)$, $f(x) = \begin{cases} x^2 & \text{if } x \geq 0 \\ 2x & \text{if } x < 0 \end{cases}$ 36. $\lim_{x \rightarrow 0} f(x)$, $f(x) = \begin{cases} x - 1 & \text{if } x < 0 \\ 3x - 1 & \text{if } x \geq 0 \end{cases}$
37. $\lim_{x \rightarrow 1} f(x)$, $f(x) = \begin{cases} 3x & \text{if } x \leq 1 \\ x + 1 & \text{if } x > 1 \end{cases}$ 38. $\lim_{x \rightarrow 2} f(x)$, $f(x) = \begin{cases} x^2 & \text{if } x \leq 2 \\ 2x - 1 & \text{if } x > 2 \end{cases}$
39. $\lim_{x \rightarrow 0} f(x)$, $f(x) = \begin{cases} x & \text{if } x < 0 \\ 1 & \text{if } x = 0 \\ 3x & \text{if } x > 0 \end{cases}$ 40. $\lim_{x \rightarrow 0} f(x)$, $f(x) = \begin{cases} 1 & \text{if } x < 0 \\ -1 & \text{if } x > 0 \end{cases}$
41. $\lim_{x \rightarrow 0} f(x)$, $f(x) = \begin{cases} \sin x & \text{if } x \leq 0 \\ x^2 & \text{if } x > 0 \end{cases}$ 42. $\lim_{x \rightarrow 0} f(x)$, $f(x) = \begin{cases} e^x & \text{if } x > 0 \\ 1 - x & \text{if } x \leq 0 \end{cases}$



In Problems 43–48, use a graphing utility to investigate the indicated limit. Round answers to two decimal places.

43. $\lim_{x \rightarrow 1} \frac{x^3 - x^2 + x - 1}{x^4 - x^3 + 2x - 2}$ 44. $\lim_{x \rightarrow -1} \frac{x^3 + x^2 + 3x + 3}{x^4 + x^3 + 2x + 2}$ 45. $\lim_{x \rightarrow 2} \frac{x^3 - 2x^2 + 4x - 8}{x^2 + x - 6}$
46. $\lim_{x \rightarrow 1} \frac{x^3 - x^2 + 3x - 3}{x^2 + 3x - 4}$ 47. $\lim_{x \rightarrow -1} \frac{x^3 + 2x^2 + x}{x^4 + x^3 + 2x + 2}$ 48. $\lim_{x \rightarrow 3} \frac{x^3 - 3x^2 + 4x - 12}{x^4 - 3x^3 + x - 3}$

'Are You Prepared?' Answers

1. See Figure 2 on page 893.

2. $f(0) = 0$

14.2 Algebraic Techniques for Finding Limits

PREPARING FOR THIS SECTION Before getting started, review the following:

- Rationalize a Numerator (Section A.10, pp. A85–A86)
- Average Rate of Change (Section 2.3, pp. 79–81)

 **Now Work** the 'Are You Prepared?' problems on p. 901.

- OBJECTIVES**
- 1 Find the Limit of a Sum, a Difference, and a Product (p. 897)
 - 2 Find the Limit of a Polynomial (p. 898)
 - 3 Find the Limit of a Power or a Root (p. 899)
 - 4 Find the Limit of a Quotient (p. 900)
 - 5 Find the Limit of an Average Rate of Change (p. 901)

In Section 14.1, we investigated limits using tables and graphs, and stated that algebra can sometimes be used to find the exact value of a limit. We state, without proof, two basic limits and several properties of limits.

In Words

The limit of a constant is the constant.

THEOREM The Limit of a Constant

If $f(x) = A$, where A is a constant, then for any real number c ,

$$\lim_{x \rightarrow c} f(x) = \lim_{x \rightarrow c} A = A \quad (1)$$

In Words

The limit of x as x approaches c is c .

THEOREM The Limit of the Identity Function

If $f(x) = x$, then for any real number c ,

$$\lim_{x \rightarrow c} f(x) = \lim_{x \rightarrow c} x = c \quad (2)$$

Since the graph of a constant function is a horizontal line, it follows that no matter how close x is to c , the corresponding value of f equals A . That is, $\lim_{x \rightarrow c} A = A$. See Figure 4.

See Figure 5. For any number c , as x gets closer to c , the corresponding value of f is x , which is just as close to c . That is, $\lim_{x \rightarrow c} x = c$.

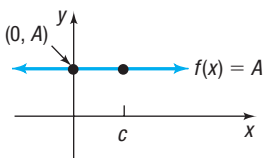


Figure 4
 $\lim_{x \rightarrow c} A = A$

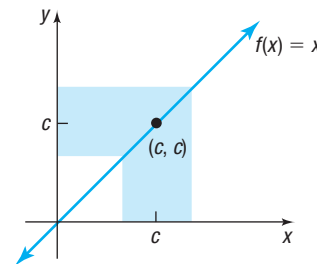


Figure 5
 $\lim_{x \rightarrow c} x = c$

EXAMPLE 1

Using the Two Basic Limits

(a) $\lim_{x \rightarrow 3} 5 = 5$ (b) $\lim_{x \rightarrow 3} x = 3$ (c) $\lim_{x \rightarrow 0} (-8) = -8$ (d) $\lim_{x \rightarrow -1/2} x = -\frac{1}{2}$

 **Now Work** PROBLEM 9

Formulas (1) and (2), when used with the properties that follow, enable us to find limits of more complicated functions.

1 Find the Limit of a Sum, a Difference, and a Product

In the following properties, we assume that f and g are two functions for which both $\lim_{x \rightarrow c} f(x)$ and $\lim_{x \rightarrow c} g(x)$ exist.

In Words

The limit of the sum of two functions equals the sum of their limits.

THEOREM Limit of a Sum

$$\lim_{x \rightarrow c} [f(x) + g(x)] = \lim_{x \rightarrow c} f(x) + \lim_{x \rightarrow c} g(x)$$

EXAMPLE 2

Finding the Limit of a Sum

Find: $\lim_{x \rightarrow -3} (x + 4)$

Solution

The limit involves the sum of two functions: $f(x) = x$ and $g(x) = 4$. From the basic limits (1) and (2),

$$\lim_{x \rightarrow -3} f(x) = \lim_{x \rightarrow -3} x = -3 \quad \text{and} \quad \lim_{x \rightarrow -3} g(x) = \lim_{x \rightarrow -3} 4 = 4$$

Then using the Limit of a Sum theorem, it follows that

$$\lim_{x \rightarrow -3} (x + 4) = \lim_{x \rightarrow -3} x + \lim_{x \rightarrow -3} 4 = -3 + 4 = 1$$

In Words

The limit of the difference of two functions equals the difference of their limits.

THEOREM Limit of a Difference

$$\lim_{x \rightarrow c} [f(x) - g(x)] = \lim_{x \rightarrow c} f(x) - \lim_{x \rightarrow c} g(x)$$

EXAMPLE 3

Finding the Limit of a Difference

Find: $\lim_{x \rightarrow 4} (6 - x)$

Solution

The limit involves the difference of two functions: $f(x) = 6$ and $g(x) = x$. Using the two basic limits,

$$\lim_{x \rightarrow 4} f(x) = \lim_{x \rightarrow 4} 6 = 6 \quad \text{and} \quad \lim_{x \rightarrow 4} g(x) = \lim_{x \rightarrow 4} x = 4$$

Then using the Limit of a Difference theorem, it follows that

$$\lim_{x \rightarrow 4} (6 - x) = \lim_{x \rightarrow 4} 6 - \lim_{x \rightarrow 4} x = 6 - 4 = 2$$

In Words

The limit of the product of two functions equals the product of their limits.

THEOREM Limit of a Product

$$\lim_{x \rightarrow c} [f(x) \cdot g(x)] = \left[\lim_{x \rightarrow c} f(x) \right] \left[\lim_{x \rightarrow c} g(x) \right]$$

EXAMPLE 4

Finding the Limit of a Product

Find: $\lim_{x \rightarrow -5} (-4x)$

Solution The limit involves the product of two functions: $f(x) = -4$ and $g(x) = x$.

$$\lim_{x \rightarrow -5} f(x) = \lim_{x \rightarrow -5} (-4) = -4 \quad \text{and} \quad \lim_{x \rightarrow -5} g(x) = \lim_{x \rightarrow -5} x = -5$$

Now using the Limit of a Product theorem,

$$\lim_{x \rightarrow -5} (-4x) = \left[\lim_{x \rightarrow -5} (-4) \right] \left[\lim_{x \rightarrow -5} x \right] = (-4)(-5) = 20$$

EXAMPLE 5**Finding Limits Using Algebraic Properties**

Find: (a) $\lim_{x \rightarrow -2} (3x - 5)$ (b) $\lim_{x \rightarrow 2} (5x^2)$

Solution

$$\begin{aligned} \text{(a)} \quad \lim_{x \rightarrow -2} (3x - 5) &= \lim_{x \rightarrow -2} (3x) - \lim_{x \rightarrow -2} 5 = \left[\lim_{x \rightarrow -2} 3 \right] \left[\lim_{x \rightarrow -2} x \right] - \lim_{x \rightarrow -2} 5 \\ &= 3 \cdot (-2) - 5 = -6 - 5 = -11 \end{aligned}$$

$$\begin{aligned} \text{(b)} \quad \lim_{x \rightarrow 2} (5x^2) &= \left[\lim_{x \rightarrow 2} 5 \right] \left[\lim_{x \rightarrow 2} x^2 \right] = 5 \lim_{x \rightarrow 2} (x \cdot x) = 5 \left[\lim_{x \rightarrow 2} x \right] \left[\lim_{x \rightarrow 2} x \right] \\ &= 5 \cdot 2 \cdot 2 = 20 \end{aligned}$$

 **Now Work** PROBLEM 15

Notice in the solution to part (b) that $\lim_{x \rightarrow 2} (5x^2) = 5 \cdot 2^2$.

THEOREM Limit of a Monomial

If $n \geq 1$ is an integer and a is a constant, then for any real number c ,

$$\lim_{x \rightarrow c} (ax^n) = ac^n$$

Proof

$$\begin{aligned} \lim_{x \rightarrow c} (ax^n) &= \left[\lim_{x \rightarrow c} a \right] \left[\lim_{x \rightarrow c} x^n \right] = a \left[\lim_{x \rightarrow c} \underbrace{(x \cdot x \cdot x \cdot \dots \cdot x)}_{n \text{ factors}} \right] \\ &= a \left[\lim_{x \rightarrow c} x \right] \left[\lim_{x \rightarrow c} x \right] \left[\lim_{x \rightarrow c} x \right] \dots \left[\lim_{x \rightarrow c} x \right] \quad \text{Limit of a Product} \\ &= a \cdot \underbrace{c \cdot c \cdot c \cdot \dots \cdot c}_{n \text{ factors}} = ac^n \quad \lim_{x \rightarrow c} x = c \end{aligned}$$

EXAMPLE 6**Finding the Limit of a Monomial**

Find: $\lim_{x \rightarrow 2} (-4x^3)$

Solution

$$\lim_{x \rightarrow 2} (-4x^3) = -4 \cdot 2^3 = -4 \cdot 8 = -32$$

2 Find the Limit of a Polynomial

Since a polynomial is a sum of monomials, we use the Limit of a Monomial and the Limit of a Sum repeatedly to prove the following theorem:

THEOREM Limit of a Polynomial

If P is a polynomial function, then

$$\lim_{x \rightarrow c} P(x) = P(c)$$

for any number c .

In Words

To find the limit of a polynomial as x approaches c , evaluate the polynomial at c .

Proof If P is a polynomial function—that is, if

$$P(x) = a_n x^n + a_{n-1} x^{n-1} + \cdots + a_1 x + a_0$$

then

$$\begin{aligned} \lim_{x \rightarrow c} P(x) &= \lim_{x \rightarrow c} [a_n x^n + a_{n-1} x^{n-1} + \cdots + a_1 x + a_0] \\ &= \lim_{x \rightarrow c} (a_n x^n) + \lim_{x \rightarrow c} (a_{n-1} x^{n-1}) + \cdots + \lim_{x \rightarrow c} (a_1 x) + \lim_{x \rightarrow c} a_0 \\ &= a_n c^n + a_{n-1} c^{n-1} + \cdots + a_1 c + a_0 \\ &= P(c) \end{aligned}$$

EXAMPLE 7

Finding the Limit of a Polynomial

Find: $\lim_{x \rightarrow 2} [5x^4 - 6x^3 + 3x^2 + 4x - 2]$

Solution

$$\begin{aligned} \lim_{x \rightarrow 2} [5x^4 - 6x^3 + 3x^2 + 4x - 2] &= 5 \cdot 2^4 - 6 \cdot 2^3 + 3 \cdot 2^2 + 4 \cdot 2 - 2 \\ &= 5 \cdot 16 - 6 \cdot 8 + 3 \cdot 4 + 8 - 2 \\ &= 80 - 48 + 12 + 6 = 50 \end{aligned}$$

 **Now Work** PROBLEM 17

3 Find the Limit of a Power or a Root

THEOREM Limit of a Power or a Root

If $\lim_{x \rightarrow c} f(x)$ exists and if $n \geq 2$ is an integer, then

$$\lim_{x \rightarrow c} [f(x)]^n = [\lim_{x \rightarrow c} f(x)]^n$$

and

$$\lim_{x \rightarrow c} \sqrt[n]{f(x)} = \sqrt[n]{\lim_{x \rightarrow c} f(x)}$$

provided $f(x) > 0$ if n is even.

Look carefully at the Limit of a Power or a Root properties and compare each side.

EXAMPLE 8

Finding the Limit of a Power or a Root

Find: (a) $\lim_{x \rightarrow 1} (3x - 5)^4$ (b) $\lim_{x \rightarrow 0} \sqrt{5x^2 + 8}$ (c) $\lim_{x \rightarrow -1} (5x^3 - x + 3)^{4/3}$

Solution (a) $\lim_{x \rightarrow 1} (3x - 5)^4 = [\lim_{x \rightarrow 1} (3x - 5)]^4 = (-2)^4 = 16$

(b) $\lim_{x \rightarrow 0} \sqrt{5x^2 + 8} = \sqrt{\lim_{x \rightarrow 0} (5x^2 + 8)} = \sqrt{8} = 2\sqrt{2}$

(c) $\lim_{x \rightarrow -1} (5x^3 - x + 3)^{4/3} = \sqrt[3]{\lim_{x \rightarrow -1} (5x^3 - x + 3)^4}$
 $= \sqrt[3]{[\lim_{x \rightarrow -1} (5x^3 - x + 3)]^4} = \sqrt[3]{(-1)^4} = \sqrt[3]{1} = 1$

 **Now Work** PROBLEM 27

4 Find the Limit of a Quotient

In Words

The limit of the quotient of two functions equals the quotient of their limits, provided that the limit of the denominator is not zero.

THEOREM Limit of a Quotient

$$\lim_{x \rightarrow c} \left[\frac{f(x)}{g(x)} \right] = \frac{\lim_{x \rightarrow c} f(x)}{\lim_{x \rightarrow c} g(x)}$$

provided that $\lim_{x \rightarrow c} f(x)$ and $\lim_{x \rightarrow c} g(x)$ both exist, and $\lim_{x \rightarrow c} g(x) \neq 0$.

EXAMPLE 9**Finding the Limit of a Quotient**

Find: $\lim_{x \rightarrow 1} \frac{5x^3 - x + 2}{3x + 4}$

Solution

The limit involves the quotient of two polynomial functions: $f(x) = 5x^3 - x + 2$ and $g(x) = 3x + 4$. First, find the limit of the denominator $g(x)$.

$$\lim_{x \rightarrow 1} g(x) = \lim_{x \rightarrow 1} (3x + 4) = 7$$

Since the limit of the denominator is not zero, use the Limit of a Quotient.

$$\lim_{x \rightarrow 1} \frac{5x^3 - x + 2}{3x + 4} = \frac{\lim_{x \rightarrow 1} (5x^3 - x + 2)}{\lim_{x \rightarrow 1} (3x + 4)} = \frac{6}{7}$$

 **Now Work** PROBLEM 25

When the limit of the denominator is zero, the Limit of a Quotient cannot be used. In such cases, other strategies are needed. Let's look at two examples.

EXAMPLE 10**Finding the Limit of a Quotient**

Find: (a) $\lim_{x \rightarrow 3} \frac{x^2 - x - 6}{x^2 - 9}$ (b) $\lim_{x \rightarrow 3} \frac{\sqrt{x} - \sqrt{3}}{x - 3}$

Solution

(a) The limit of the denominator equals zero, so the Limit of a Quotient cannot be used. Instead, notice that the expression can be factored as

$$\frac{x^2 - x - 6}{x^2 - 9} = \frac{(x - 3)(x + 2)}{(x - 3)(x + 3)}$$

When computing a limit as x approaches 3, we are interested in the values of the function when x is close to 3 but unequal to 3. Since $x \neq 3$, we can cancel the $(x - 3)$'s. Then, the Limit of a Quotient can be used.

$$\lim_{x \rightarrow 3} \frac{x^2 - x - 6}{x^2 - 9} = \lim_{x \rightarrow 3} \frac{\cancel{(x - 3)}(x + 2)}{\cancel{(x - 3)}(x + 3)} = \frac{\lim_{x \rightarrow 3} (x + 2)}{\lim_{x \rightarrow 3} (x + 3)} = \frac{5}{6}$$

(b) Again, the limit of the denominator is zero. The strategy here is to rationalize the numerator.

$$\frac{\sqrt{x} - \sqrt{3}}{x - 3} = \frac{\sqrt{x} - \sqrt{3}}{x - 3} \cdot \frac{\sqrt{x} + \sqrt{3}}{\sqrt{x} + \sqrt{3}} = \frac{x - 3}{(x - 3)(\sqrt{x} + \sqrt{3})} = \frac{1}{\sqrt{x} + \sqrt{3}}$$

\uparrow
 $x \neq 3$

Now since the limit of the denominator is not equal to zero, we can use the Limit of a Quotient.

$$\lim_{x \rightarrow 3} \frac{\sqrt{x} - \sqrt{3}}{x - 3} = \lim_{x \rightarrow 3} \frac{1}{\sqrt{x} + \sqrt{3}} = \frac{\lim_{x \rightarrow 3} 1}{\lim_{x \rightarrow 3} (\sqrt{x} + \sqrt{3})} = \frac{1}{\sqrt{3} + \sqrt{3}} = \frac{1}{2\sqrt{3}} = \frac{\sqrt{3}}{6}$$

EXAMPLE 11**Finding Limits Using Algebraic Properties**

Find: $\lim_{x \rightarrow 2} \frac{x^3 - 2x^2 + 4x - 8}{x^4 - 2x^3 + x - 2}$

Solution

The limit of the denominator is zero, so the Limit of a Quotient cannot be used. Factor the expression, and simplify.

$$\frac{x^3 - 2x^2 + 4x - 8}{x^4 - 2x^3 + x - 2} = \frac{x^2(x - 2) + 4(x - 2)}{x^3(x - 2) + 1(x - 2)} = \frac{(x^2 + 4)(x - 2)}{(x^3 + 1)(x - 2)}$$

↑
Factor by grouping

Then

$$\lim_{x \rightarrow 2} \frac{x^3 - 2x^2 + 4x - 8}{x^4 - 2x^3 + x - 2} = \lim_{x \rightarrow 2} \frac{(x^2 + 4) \cancel{(x - 2)}}{(x^3 + 1) \cancel{(x - 2)}} = \frac{8}{9}$$

Compare the exact solution above with the approximate solution found in Example 6 of Section 14.1.

 **Now Work** PROBLEM 37

5 Find the Limit of an Average Rate of Change**EXAMPLE 12****Finding the Limit of an Average Rate of Change**

Find the limit as x approaches 2 of the average rate of change of the function

$$f(x) = x^2 + 3x$$

from 2 to x .

Solution

The average rate of change of f from 2 to x is

$$\frac{f(x) - f(2)}{x - 2} = \frac{(x^2 + 3x) - 10}{x - 2} = \frac{(x + 5)(x - 2)}{x - 2}$$

The limit of the average rate of change is

$$\lim_{x \rightarrow 2} \frac{f(x) - f(2)}{x - 2} = \lim_{x \rightarrow 2} \frac{(x^2 + 3x) - 10}{x - 2} = \lim_{x \rightarrow 2} \frac{(x + 5) \cancel{(x - 2)}}{\cancel{x - 2}} = 7$$

 **Now Work** PROBLEM 43

SUMMARY

To find exact values for $\lim_{x \rightarrow c} f(x)$, try using basic limits and algebraic properties of limits.

- If f is a polynomial function, $\lim_{x \rightarrow c} f(x) = f(c)$.
- If f is a polynomial raised to a power or is the root of a polynomial, use the Limit of a Power or a Root with the Limit of a Polynomial.
- If f is a quotient and the limit of the denominator is not zero, use the Limit of a Quotient.
- If f is a quotient and the limit of the denominator is zero, try other techniques, such as factoring.

14.2 Assess Your Understanding

'Are You Prepared?' Answers are given at the end of these exercises. If you get a wrong answer, read the pages listed in red.







1. Find the average rate of change of $f(x) = x^2$ from 2 to x . (pp. 79–81)
2. Rationalize the numerator of the quotient: $\frac{\sqrt{x} - \sqrt{5}}{x - 5}$ (pp. A85–A86)

Concepts and Vocabulary


- The limit of the product of two functions equals the _____ of their limits.
- $\lim_{x \rightarrow c} A = \underline{\hspace{2cm}}$.
- $\lim_{x \rightarrow c} x = \underline{\hspace{2cm}}$.
- True or False** The limit of a polynomial function as x approaches 5 equals the value of the polynomial at 5.
- True or False** The limit of a rational function at 5 equals the value of the rational function at 5.
- True or False** The limit of a quotient equals the quotient of the limits.

Skill Building

In Problems 9–42, find each limit algebraically.

- | | | | |
|---|--|--|--|
|  9. $\lim_{x \rightarrow 1} 5$ | 10. $\lim_{x \rightarrow 1} (-3)$ | 11. $\lim_{x \rightarrow 4} x$ | 12. $\lim_{x \rightarrow -3} x$ |
| 13. $\lim_{x \rightarrow -2} (5x)$ | 14. $\lim_{x \rightarrow 4} (-3x)$ |  15. $\lim_{x \rightarrow 2} (3x + 2)$ | 16. $\lim_{x \rightarrow 3} (2 - 5x)$ |
|  17. $\lim_{x \rightarrow -1} (3x^2 - 5x)$ | 18. $\lim_{x \rightarrow 2} (8x^2 - 4)$ | 19. $\lim_{x \rightarrow 1} (5x^4 - 3x^2 + 6x - 9)$ | 20. $\lim_{x \rightarrow -1} (8x^5 - 7x^3 + 8x^2 + x - 4)$ |
| 21. $\lim_{x \rightarrow 1} (x^2 + 1)^3$ | 22. $\lim_{x \rightarrow 2} (3x - 4)^2$ | 23. $\lim_{x \rightarrow 1} \sqrt{5x + 4}$ | 24. $\lim_{x \rightarrow 0} \sqrt{1 - 2x}$ |
|  27. $\lim_{x \rightarrow 2} (3x - 2)^{5/2}$ | 28. $\lim_{x \rightarrow -1} (2x + 1)^{5/3}$ |  25. $\lim_{x \rightarrow 0} \frac{x^2 - 4}{x^2 + 4}$ | 26. $\lim_{x \rightarrow 2} \frac{3x + 4}{x^2 + x}$ |
| 31. $\lim_{x \rightarrow -3} \frac{x^2 - x - 12}{x^2 - 9}$ | 32. $\lim_{x \rightarrow -3} \frac{x^2 + x - 6}{x^2 + 2x - 3}$ | 29. $\lim_{x \rightarrow 2} \frac{x^2 - 4}{x^2 - 2x}$ | 30. $\lim_{x \rightarrow -1} \frac{x^2 + x}{x^2 - 1}$ |
| 35. $\lim_{x \rightarrow -1} \frac{(x + 1)^2}{x^2 - 1}$ | 36. $\lim_{x \rightarrow 2} \frac{x^3 - 8}{x^2 - 4}$ | 33. $\lim_{x \rightarrow 1} \frac{x^3 - 1}{x - 1}$ | 34. $\lim_{x \rightarrow 1} \frac{x^4 - 1}{x - 1}$ |
| 39. $\lim_{x \rightarrow -1} \frac{x^3 + 2x^2 + x}{x^4 + x^3 + 2x + 2}$ | 40. $\lim_{x \rightarrow 3} \frac{x^3 - 3x^2 + 4x - 12}{x^4 - 3x^3 + x - 3}$ |  37. $\lim_{x \rightarrow 2} \frac{x^3 - 2x^2 + 4x - 8}{x^2 + x - 6}$ | 38. $\lim_{x \rightarrow 1} \frac{x^3 - x^2 + 3x - 3}{x^2 + 3x - 4}$ |
| | | 41. $\lim_{x \rightarrow 2} \frac{\sqrt{x} - \sqrt{2}}{x - 2}$ | 42. $\lim_{x \rightarrow 5} \frac{\sqrt{x} - \sqrt{5}}{x - 5}$ |

In Problems 43–52, find the limit as x approaches c of the average rate of change of each function from c to x .

- | | | |
|---|--------------------------------------|--------------------------------------|
|  43. $c = 2$; $f(x) = 5x - 3$ | 44. $c = -2$; $f(x) = 4 - 3x$ | 45. $c = 3$; $f(x) = x^2$ |
| 46. $c = 3$; $f(x) = x^3$ | 47. $c = -1$; $f(x) = x^2 + 2x$ | 48. $c = -1$; $f(x) = 2x^2 - 3x$ |
| 49. $c = 0$; $f(x) = 3x^3 - 2x^2 + 4$ | 50. $c = 0$; $f(x) = 4x^3 - 5x + 8$ | 51. $c = 1$; $f(x) = \frac{1}{x}$ |
| | | 52. $c = 1$; $f(x) = \frac{1}{x^2}$ |

Applications and Extensions

In Problems 53–56, use the properties of limits and the facts that

$$\lim_{x \rightarrow 0} \frac{\sin x}{x} = 1 \quad \lim_{x \rightarrow 0} \frac{\cos x - 1}{x} = 0 \quad \lim_{x \rightarrow 0} \sin x = 0 \quad \lim_{x \rightarrow 0} \cos x = 1$$

where x is in radians, to find each limit.

- | | |
|---|--|
| 53. $\lim_{x \rightarrow 0} \frac{\tan x}{x}$ | 54. $\lim_{x \rightarrow 0} \frac{\sin(2x)}{x}$ |
| | [Hint: Use a Double-angle Formula.] |
| 55. $\lim_{x \rightarrow 0} \frac{3 \sin x + \cos x - 1}{4x}$ | 56. $\lim_{x \rightarrow 0} \frac{\sin^2 x + \sin x(\cos x - 1)}{x^2}$ |

'Are You Prepared?' Answers

- $\frac{(x-2)(x+2)}{x-2}$
- $\frac{1}{\sqrt{x} + \sqrt{5}}$

14.3 One-sided Limits; Continuity

PREPARING FOR THIS SECTION Before getting started, review the following:

- Library of Functions (Section 2.4, pp. 86–90)
- Piecewise-defined Functions (Section 2.4, pp. 91–93)
- Polynomial Functions (Section 4.1, pp. 175–186)
- Properties of Rational Functions (Section 4.3, pp. 198–205)
- The Graph of a Rational Function (Section 4.4, pp. 209–219)
- Properties of the Exponential Function (Section 5.3, pp. 284 and 286)
- Properties of the Logarithmic Function (Section 5.4, p. 298)
- Properties of the Trigonometric Functions (Section 6.4, pp. 408 and 410, and Section 6.5, pp. 422–426)

 **Now Work** the ‘Are You Prepared?’ problems on page 907.

- OBJECTIVES**
- 1 Find the One-sided Limits of a Function (p. 903)
 - 2 Determine Whether a Function Is Continuous at a Number (p. 905)

1 Find the One-sided Limits of a Function

Earlier we described $\lim_{x \rightarrow c} f(x) = N$ by saying that as x gets closer to the number c but remains unequal to c , the corresponding values of f get closer to the number N . Whether we use a numerical argument or the graph of the function f , the variable x can get closer to c in only two ways: by approaching c from the left, using numbers less than c , or by approaching c from the right, using numbers greater than c .

If we approach c from only one side, we have a **one-sided limit**. The notation

$$\lim_{x \rightarrow c^-} f(x) = L$$

is called the **left-hand limit**. It is read “the limit of $f(x)$ as x approaches c from the left equals L ” and may be described by the following statement:

In Words

$x \rightarrow c^-$ means x is approaching c from the left, so $x < c$.

As x gets closer to c , but remains less than c , the corresponding value of f gets closer to L .

The notation $x \rightarrow c^-$ is used to remind us that x is less than c .
The notation

$$\lim_{x \rightarrow c^+} f(x) = R$$

is called the **right-hand limit**. It is read “the limit of $f(x)$ as x approaches c from the right equals R ” and may be described by the following statement:

In Words

$x \rightarrow c^+$ means x is approaching c from the right, so $x > c$.

As x gets closer to c , but remains greater than c , the corresponding value of f gets closer to R .

The notation $x \rightarrow c^+$ is used to remind us that x is greater than c .

Figure 6 illustrates left-hand and right-hand limits.

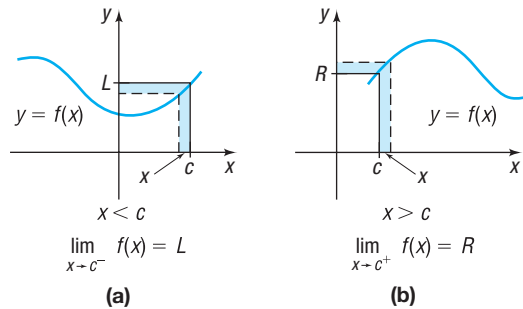


Figure 6

The left-hand and right-hand limits can be used to determine whether $\lim_{x \rightarrow c} f(x)$ exists. See Figure 7.

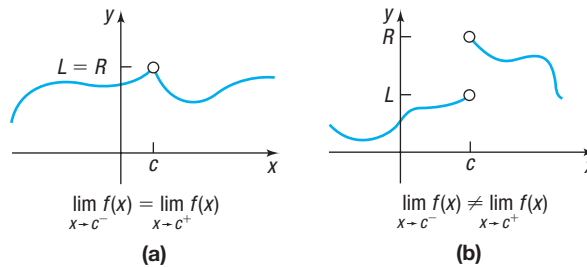


Figure 7

As Figure 7(a) illustrates, $\lim_{x \rightarrow c} f(x)$ exists and equals the common value of the left-hand limit and the right-hand limit ($L = R$). In Figure 7(b), we see that $\lim_{x \rightarrow c} f(x)$ does not exist because $L \neq R$. This leads to the following result.

THEOREM

The limit L of a function $y = f(x)$ as x approaches a number c exists if and only if both one-sided limits exist at c and are equal. That is,

$$\lim_{x \rightarrow c} f(x) = L \text{ if and only if } \lim_{x \rightarrow c^-} f(x) = \lim_{x \rightarrow c^+} f(x) = L$$

Collectively, the left-hand and right-hand limits of a function are called **one-sided limits** of the function.

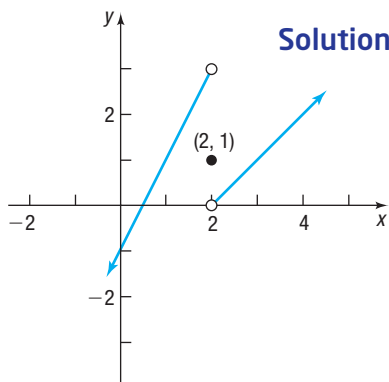
EXAMPLE 1

Finding One-sided Limits of a Function

For the function

$$f(x) = \begin{cases} 2x - 1 & \text{if } x < 2 \\ 1 & \text{if } x = 2 \\ x - 2 & \text{if } x > 2 \end{cases}$$

find: (a) $\lim_{x \rightarrow 2^-} f(x)$ (b) $\lim_{x \rightarrow 2^+} f(x)$ (c) $\lim_{x \rightarrow 2} f(x)$



Solution

Figure 8 shows the graph of f .

(a) To find $\lim_{x \rightarrow 2^-} f(x)$, look at the values of f when x is close to 2 but less than 2.

Since $f(x) = 2x - 1$ for such numbers, we conclude that

$$\lim_{x \rightarrow 2^-} f(x) = \lim_{x \rightarrow 2^-} (2x - 1) = 3$$

(b) To find $\lim_{x \rightarrow 2^+} f(x)$, look at the values of f when x is close to 2 but greater than 2.

Since $f(x) = x - 2$ for such numbers, we conclude that

$$\lim_{x \rightarrow 2^+} f(x) = \lim_{x \rightarrow 2^+} (x - 2) = 0$$

(c) Since the left and right limits are unequal, $\lim_{x \rightarrow 2} f(x)$ does not exist.

Figure 8

2 Determine Whether a Function Is Continuous at a Number

We have observed that $f(c)$, the value of the function f at c , plays no role in determining the one-sided limits of f at c . What is the role of the value of a function at c and its one-sided limits at c ? Let's look at some of the possibilities. See Figure 9.

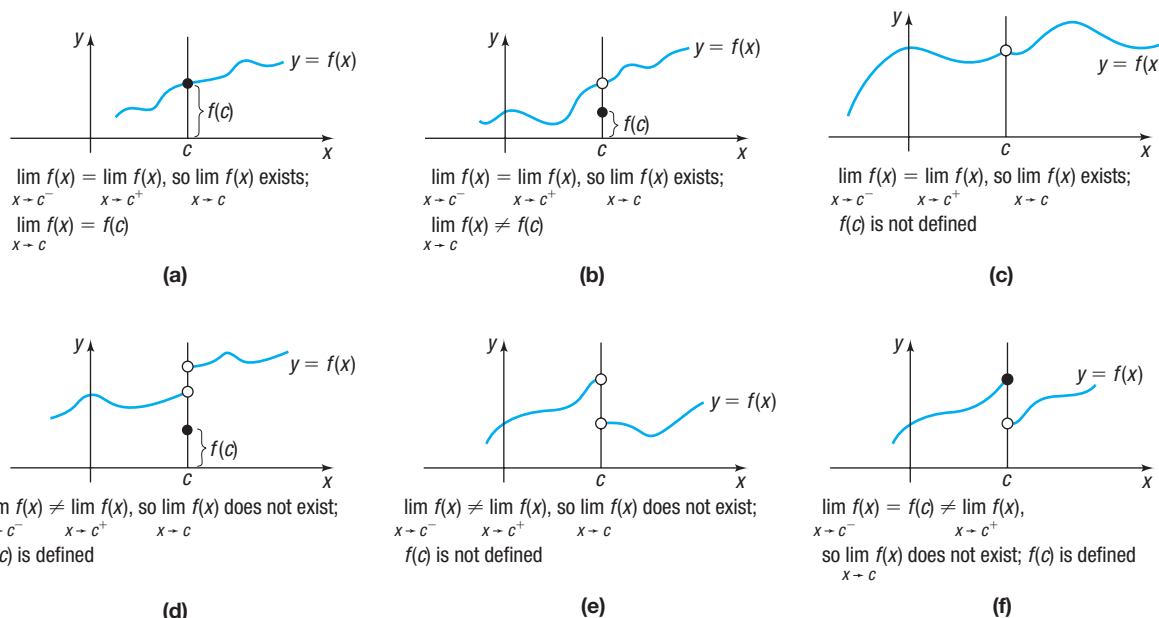


Figure 9

Much earlier in this text, we stated that a function f is *continuous* if its graph could be drawn without lifting pencil from paper. Figure 9 reveals that the only graph that has this characteristic is the graph in Figure 9(a), for which the one-sided limits at c each exist and are equal to the value of f at c . This leads us to the following definition.

DEFINITION A function f is **continuous** at c if and only if

- f is defined at c ; that is, c is in the domain of f so that $f(c)$ equals a number.
- $\lim_{x \rightarrow c^-} f(x) = f(c)$
- $\lim_{x \rightarrow c^+} f(x) = f(c)$

In other words, a function f is continuous at c if and only if

$$\lim_{x \rightarrow c} f(x) = f(c)$$

If f is not continuous at c , we say that f is **discontinuous at** c . Each function whose graph appears in Figures 9(b) to 9(f) is discontinuous at c .

Now Work PROBLEM 27

Look again at the Limit of a Polynomial theorem on page 898. Based on the theorem, we conclude that a polynomial function is continuous at every number.

Look at the Limit of a Quotient theorem on page 900 and suppose f and g are polynomial functions. We conclude that a rational function is continuous at every number, except any numbers at which it is not defined. At numbers where a rational function is not defined, either a hole appears in the graph or else an asymptote appears.

EXAMPLE 2

Determining the Numbers at Which a Rational Function Is Continuous

(a) Determine the numbers at which the rational function

$$R(x) = \frac{x - 2}{x^2 - 6x + 8}$$

is continuous.

(b) Use limits to analyze the graph of R near 2 and near 4.

(c) Graph R .

Solution

(a) Since $R(x) = \frac{x - 2}{(x - 2)(x - 4)}$, the domain of R is $\{x \mid x \neq 2, x \neq 4\}$.

R is a rational function and it is defined at every number except 2 and 4. We conclude that R is continuous at every number except 2 and 4, since 2 and 4 are not in the domain of R .

(b) To analyze the behavior of the graph of R near 2 and near 4, look at $\lim_{x \rightarrow 2} R(x)$ and $\lim_{x \rightarrow 4} R(x)$.

- For $\lim_{x \rightarrow 2} R(x)$, we have

$$\lim_{x \rightarrow 2} R(x) = \lim_{x \rightarrow 2} \frac{\cancel{x - 2}}{(\cancel{x - 2})(x - 4)} = \lim_{x \rightarrow 2} \frac{1}{x - 4} = -\frac{1}{2}$$

As x gets closer to 2, the graph of R gets closer to $-\frac{1}{2}$. Since R is not defined at 2, the graph will have a hole at $(2, -\frac{1}{2})$.

- For $\lim_{x \rightarrow 4} R(x)$, we have

$$\lim_{x \rightarrow 4} R(x) = \lim_{x \rightarrow 4} \frac{\cancel{x - 2}}{(\cancel{x - 2})(x - 4)} = \lim_{x \rightarrow 4} \frac{1}{x - 4}$$

If $x < 4$ and x gets closer to 4, the value of $\frac{1}{x - 4}$ is negative and becomes unbounded; that is, $\lim_{x \rightarrow 4^-} R(x) = -\infty$.

If $x > 4$ and x gets closer to 4, the value of $\frac{1}{x - 4}$ is positive and becomes unbounded; that is, $\lim_{x \rightarrow 4^+} R(x) = \infty$.

Since $|R(x)| \rightarrow \infty$ for x close to 4, the graph of R has a vertical asymptote at $x = 4$.

(c) It is easiest to graph R by observing that if $x \neq 2$, then

$$R(x) = \frac{\cancel{x - 2}}{(\cancel{x - 2})(x - 4)} = \frac{1}{x - 4}$$

Therefore, the graph of R is the graph of $y = \frac{1}{x}$ shifted to the right 4 units with a hole at $(2, -\frac{1}{2})$. See Figure 10.

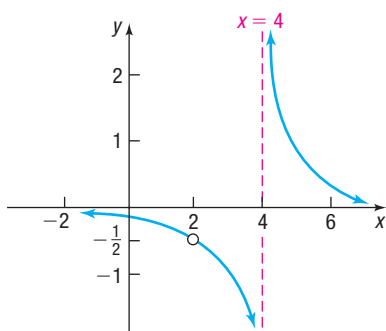


Figure 10 $R(x) = \frac{x - 2}{x^2 - 6x + 8}$

 Now Work PROBLEM 73

The exponential, logarithmic, sine, and cosine functions are continuous at every number in their domain. The tangent, cotangent, secant, and cosecant functions are continuous except at numbers for which they are not defined, where asymptotes occur. The square root function and absolute value function are continuous at every number in their domain. The function $f(x) = \text{int}(x)$ is continuous except for $x = \text{an integer}$, where a jump occurs in the graph.

Piecewise-defined functions require special attention.

EXAMPLE 3

Determining Where a Piecewise-defined Function Is Continuous

Determine the numbers at which the following function is continuous.

$$f(x) = \begin{cases} x^2 & \text{if } x \leq 0 \\ x + 1 & \text{if } 0 < x < 2 \\ 5 - x & \text{if } 2 \leq x \leq 5 \end{cases}$$

Solution

The “pieces” of f —that is, $y = x^2$, $y = x + 1$, and $y = 5 - x$, are each continuous for every number since they are polynomials. In other words, when we graph the pieces, we will not lift our pencil. When we graph the function f , however, we have to be careful, because the pieces change at $x = 0$ and at $x = 2$. So the numbers we need to investigate for f are $x = 0$ and $x = 2$.

- At $x = 0$: $f(0) = 0^2 = 0$

$$\lim_{x \rightarrow 0^-} f(x) = \lim_{x \rightarrow 0^-} x^2 = 0 \quad f(x) = x^2 \text{ if } x \leq 0$$

$$\lim_{x \rightarrow 0^+} f(x) = \lim_{x \rightarrow 0^+} (x + 1) = 1 \quad f(x) = x + 1 \text{ if } 0 < x < 2$$

Since $\lim_{x \rightarrow 0^+} f(x) \neq f(0)$, f is not continuous at $x = 0$.

- At $x = 2$: $f(2) = 5 - 2 = 3$

$$\lim_{x \rightarrow 2^-} f(x) = \lim_{x \rightarrow 2^-} (x + 1) = 3$$

$$\lim_{x \rightarrow 2^+} f(x) = \lim_{x \rightarrow 2^+} (5 - x) = 3$$

So f is continuous at $x = 2$.

The graph of f , given in Figure 11, demonstrates the conclusions drawn above.

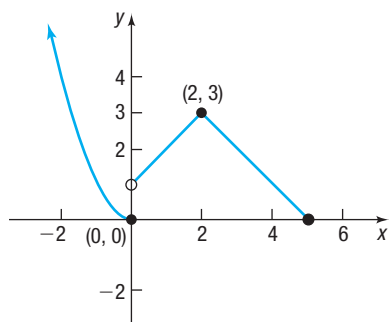


Figure 11

$$f(x) = \begin{cases} x^2 & \text{if } x \leq 0 \\ x + 1 & \text{if } 0 < x < 2 \\ 5 - x & \text{if } 2 \leq x \leq 5 \end{cases}$$

 **Now Work** PROBLEMS 53 AND 61

SUMMARY

Library of Functions: Continuity Properties

Function	Domain	Property
Polynomial function	All real numbers	Continuous at every number in the domain
Rational function $R(x) = \frac{P(x)}{Q(x)}$, P, Q are polynomials	$\{x \mid Q(x) \neq 0\}$	Continuous at every number in the domain Hole or vertical asymptote where R is undefined
Exponential function	All real numbers	Continuous at every number in the domain
Logarithmic function	Positive real numbers	Continuous at every number in the domain
Sine and cosine functions	All real numbers	Continuous at every number in the domain
Tangent and secant functions	All real numbers, except odd integer multiples of $\frac{\pi}{2}$	Continuous at every number in the domain Vertical asymptotes at odd integer multiples of $\frac{\pi}{2}$
Cotangent and cosecant functions	All real numbers, except integer multiples of π	Continuous at every number in the domain Vertical asymptotes at integer multiples of π

14.3 Assess Your Understanding

'Are You Prepared?' Answers are given at the end of these exercises. If you get a wrong answer, read the pages listed in red.

- For the function $f(x) = \begin{cases} x^2 & \text{if } x \leq 0 \\ x + 1 & \text{if } 0 < x < 2 \\ 5 - x & \text{if } 2 \leq x \leq 5 \end{cases}$
find $f(0)$ and $f(2)$. (pp. 91–93)

- What are the domain and range of $f(x) = \ln x$? (p. 298)
- True or False** The domain of any exponential function $f(x) = a^x$, $a > 0$; $a \neq 1$, is all real numbers. (pp. 284, 286)

4. Name the trigonometric functions that have asymptotes. (pp. 408, 410, 422–426)
5. **True or False** Some rational functions have holes in their graph. (pp. 209–219)

6. **True or False** The functions $R(x) = \frac{x^2 - 9}{x + 3}$ and $p(x) = x - 3$ are equal. (pp. 198–201)

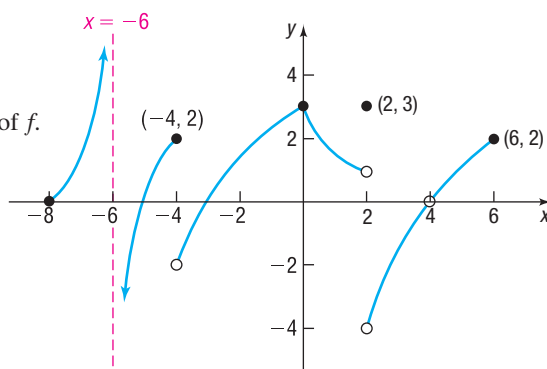
Concepts and Vocabulary

7. If we approach c from only one side, then we have a(n) _____ limit.
8. The notation _____ is used to describe the fact that as x gets closer to c but remains greater than c , the value of $f(x)$ gets closer to R .
9. If $\lim_{x \rightarrow c} f(x) = f(c)$, then f is _____ at _____.

10. **True or False** For any function f , $\lim_{x \rightarrow c^-} f(x) = \lim_{x \rightarrow c^+} f(x)$.
11. **True or False** If f is continuous at c , then $\lim_{x \rightarrow c^+} f(x) = f(c)$.
12. **True or False** Every polynomial function is continuous at every real number.

Skill Building

In Problems 13–32, use the accompanying graph of $y = f(x)$.



13. What is the domain of f ? 14. What is the range of f ?
15. Find the x -intercept(s), if any, of f . 16. Find the y -intercept(s), if any, of f .
17. Find $f(-8)$ and $f(-4)$. 18. Find $f(2)$ and $f(6)$.
19. Find $\lim_{x \rightarrow -6^-} f(x)$. 20. Find $\lim_{x \rightarrow -6^+} f(x)$.
21. Find $\lim_{x \rightarrow -4} f(x)$. 22. Find $\lim_{x \rightarrow -4^+} f(x)$.
23. Find $\lim_{x \rightarrow 2} f(x)$. 24. Find $\lim_{x \rightarrow 2^+} f(x)$.
25. Does $\lim_{x \rightarrow 4} f(x)$ exist? If it does, what is it?
26. Does $\lim_{x \rightarrow 0} f(x)$ exist? If it does, what is it?
27. Is f continuous at -4 ? 28. Is f continuous at -6 ?
29. Is f continuous at 0 ?
30. Is f continuous at 2 ? 31. Is f continuous at 4 ?
32. Is f continuous at 5 ?

In Problems 33–44, find the one-sided limit.

33. $\lim_{x \rightarrow 1^+} (2x + 3)$ 34. $\lim_{x \rightarrow 2^-} (4 - 2x)$ 35. $\lim_{x \rightarrow 1^-} (2x^3 + 5x)$ 36. $\lim_{x \rightarrow -2^+} (3x^2 - 8)$
37. $\lim_{x \rightarrow \pi/2^+} \sin x$ 38. $\lim_{x \rightarrow \pi^-} (3 \cos x)$ 39. $\lim_{x \rightarrow 2^+} \frac{x^2 - 4}{x - 2}$ 40. $\lim_{x \rightarrow 1^-} \frac{x^3 - x}{x - 1}$
41. $\lim_{x \rightarrow -1^-} \frac{x^2 - 1}{x^3 + 1}$ 42. $\lim_{x \rightarrow 0^+} \frac{x^3 - x^2}{x^4 + x^2}$ 43. $\lim_{x \rightarrow -2^+} \frac{x^2 + x - 2}{x^2 + 2x}$ 44. $\lim_{x \rightarrow -4^-} \frac{x^2 + x - 12}{x^2 + 4x}$

In Problems 45–60, determine whether f is continuous at c .

45. $f(x) = x^3 - 3x^2 + 2x - 6$ $c = 2$ 46. $f(x) = 3x^2 - 6x + 5$ $c = -3$
47. $f(x) = \frac{x^2 + 5}{x - 6}$ $c = 3$ 48. $f(x) = \frac{x^3 - 8}{x^2 + 4}$ $c = 2$ 49. $f(x) = \frac{x + 3}{x - 3}$ $c = 3$
50. $f(x) = \frac{x - 6}{x + 6}$ $c = -6$ 51. $f(x) = \frac{x^3 + 3x}{x^2 - 3x}$ $c = 0$ 52. $f(x) = \frac{x^2 - 6x}{x^2 + 6x}$ $c = 0$

53. $f(x) = \begin{cases} x^3 + 3x & \text{if } x \neq 0 \\ x^2 - 3x & \text{if } x = 0 \end{cases}$ $c = 0$

54. $f(x) = \begin{cases} x^2 - 6x & \text{if } x \neq 0 \\ x^2 + 6x & \text{if } x = 0 \end{cases}$ $c = 0$

55. $f(x) = \begin{cases} x^3 + 3x & \text{if } x \neq 0 \\ x^2 - 3x & \text{if } x = 0 \end{cases}$ $c = 0$

56. $f(x) = \begin{cases} x^2 - 6x & \text{if } x \neq 0 \\ x^2 + 6x & \text{if } x = 0 \end{cases}$ $c = 0$

$$57. f(x) = \begin{cases} \frac{x^3 - 1}{x^2 - 1} & \text{if } x < 1 \\ 2 & \text{if } x = 1 \\ \frac{3}{x + 1} & \text{if } x > 1 \end{cases} \quad c = 1$$

$$59. f(x) = \begin{cases} 2e^x & \text{if } x < 0 \\ 2 & \text{if } x = 0 \\ \frac{x^3 + 2x^2}{x^2} & \text{if } x > 0 \end{cases} \quad c = 0$$

$$58. f(x) = \begin{cases} \frac{x^2 - 2x}{x - 2} & \text{if } x < 2 \\ 2 & \text{if } x = 2 \\ \frac{x - 4}{x - 1} & \text{if } x > 2 \end{cases} \quad c = 2$$

$$60. f(x) = \begin{cases} 3 \cos x & \text{if } x < 0 \\ 3 & \text{if } x = 0 \\ \frac{x^3 + 3x^2}{x^2} & \text{if } x > 0 \end{cases} \quad c = 0$$

In Problems 61–72, find the numbers at which f is continuous. At which numbers is f discontinuous?


61. $f(x) = 2x + 3$ 62. $f(x) = 4 - 3x$ 63. $f(x) = 3x^2 + x$ 64. $f(x) = -3x^3 + 7$
 65. $f(x) = 4 \sin x$ 66. $f(x) = -2 \cos x$ 67. $f(x) = 2 \tan x$ 68. $f(x) = 4 \csc x$
 69. $f(x) = \frac{2x + 5}{x^2 - 4}$ 70. $f(x) = \frac{x^2 - 4}{x^2 - 9}$ 71. $f(x) = \frac{x - 3}{\ln x}$ 72. $f(x) = \frac{\ln x}{x - 3}$

In Problems 73–76, discuss whether R is continuous at each number c . Use limits to analyze the graph of R at c . Graph R .

73. $R(x) = \frac{x - 1}{x^2 - 1}$, $c = -1$ and $c = 1$ 74. $R(x) = \frac{3x + 6}{x^2 - 4}$, $c = -2$ and $c = 2$
 75. $R(x) = \frac{x^2 + x}{x^2 - 1}$, $c = -1$ and $c = 1$ 76. $R(x) = \frac{x^2 + 4x}{x^2 - 16}$, $c = -4$ and $c = 4$

In Problems 77–82, determine where each rational function R is undefined. Determine whether an asymptote or a hole appears in the graph of R at such numbers.

77. $R(x) = \frac{x^3 - x^2 + x - 1}{x^4 - x^3 + 2x - 2}$ 78. $R(x) = \frac{x^3 + x^2 + 3x + 3}{x^4 + x^3 + 2x + 2}$ 79. $R(x) = \frac{x^3 - 2x^2 + 4x - 8}{x^2 + x - 6}$
 80. $R(x) = \frac{x^3 - x^2 + 3x - 3}{x^2 + 3x - 4}$ 81. $R(x) = \frac{x^3 + 2x^2 + x}{x^4 + x^3 + 2x + 2}$ 82. $R(x) = \frac{x^3 - 3x^2 + 4x - 12}{x^4 - 3x^3 + x - 3}$

 For Problems 83–88, use a graphing utility to graph the functions R given in Problems 77–82. Do the graphs support the solutions found for Problems 77–82?

Discussion and Writing

89. Name three functions that are continuous at every real number. 90. Create a function that is not continuous at the number 5.

'Are You Prepared?' Answers

1. $f(0) = 0; f(2) = 3$ 2. Domain: $\{x | x > 0\}$; range: $\{y | -\infty < y < \infty\}$ 3. True
 4. Secant, cosecant, tangent, cotangent 5. True 6. False

14.4 The Tangent Problem; The Derivative

PREPARING FOR THIS SECTION Before getting started, review the following:

- Point-Slope Form of a Line (Section 1.3, pp. 24–25)
- Average Rate of Change (Section 2.3, pp. 79–81)

 **Now Work** the 'Are You Prepared?' problems on page 915.

- OBJECTIVES**
- 1 Find an Equation of the Tangent Line to the Graph of a Function (p. 910)
 - 2 Find the Derivative of a Function (p. 911)
 - 3 Find Instantaneous Rates of Change (p. 912)
 - 4 Find the Instantaneous Velocity of an Object (p. 913)

The Tangent Problem

One question that motivated the development of calculus was a geometry problem, the **tangent problem**. This problem asks, “What is the slope of the tangent line to the graph of a function $y = f(x)$ at a point P on its graph?” See Figure 12.

We first need to define what is meant by a *tangent* line. In plane geometry, the tangent line to a circle at a point is defined as the line that intersects the circle at exactly that one point. Look at Figure 13. Notice that the tangent line just touches the graph of the circle.

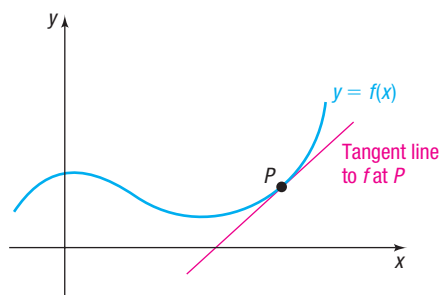


Figure 12

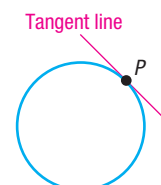


Figure 13

This definition, however, does not work in general. Look at Figure 14. The lines L_1 and L_2 intersect the graph at only one point P , but neither just touches the graph at P . Further, the tangent line L_T shown in Figure 15 touches the graph of f at P but also intersects the graph elsewhere. So how should we define the tangent line to the graph of f at a point P ?

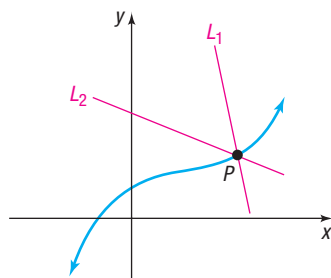


Figure 14

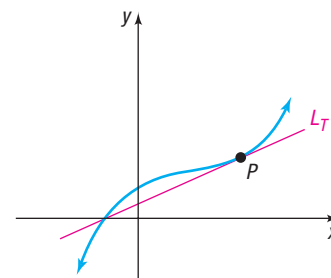


Figure 15

1 Find an Equation of the Tangent Line to the Graph of a Function

The tangent line L_T to the graph of a function $y = f(x)$ at a point P necessarily contains the point P . To find an equation for L_T using the point-slope form of the equation of a line, we need to find the slope m_{tan} of the tangent line.

Suppose that the coordinates of the point P are $(c, f(c))$. Locate another point $Q = (x, f(x))$ on the graph of f . The line containing P and Q is a secant line. The slope m_{sec} of the secant line is

$$m_{\text{sec}} = \frac{f(x) - f(c)}{x - c}$$

Now look at Figure 16.

As we move along the graph of f from Q toward P , we obtain a succession of secant lines. The closer we get to P , the closer the secant line is to the tangent line L_T . The limiting position of these secant lines is the tangent line L_T . Therefore, the limiting value of the slopes of these secant lines equals the slope of the tangent line. Also, as we move from Q toward P , the values of x get closer to c . Therefore,

$$m_{\text{tan}} = \lim_{x \rightarrow c} m_{\text{sec}} = \lim_{x \rightarrow c} \frac{f(x) - f(c)}{x - c}$$

Need to Review?

Secant lines and their slopes are discussed in Section 2.3, pp. 80–81.

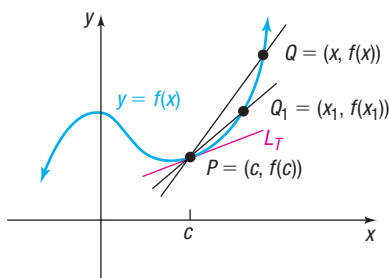


Figure 16 Secant lines

DEFINITION Tangent Line

The **tangent line** to the graph of a function $y = f(x)$ at a point P is the line containing the point $P = (c, f(c))$ and having the slope

$$m_{\text{tan}} = \lim_{x \rightarrow c} \frac{f(x) - f(c)}{x - c} \quad (1)$$

provided the limit exists.

THEOREM Equation of a Tangent Line

If m_{tan} exists, an equation of the tangent line to the graph of a function $y = f(x)$ at the point $P = (c, f(c))$ is

$$y - f(c) = m_{\text{tan}}(x - c) \quad (2)$$

EXAMPLE 1**Finding an Equation of the Tangent Line**

Find an equation of the tangent line to the graph of $f(x) = \frac{x^2}{4}$ at the point $(1, \frac{1}{4})$. Graph f and the tangent line.

Solution

The tangent line contains the point $(1, \frac{1}{4})$. The slope of the tangent line to the graph of $f(x) = \frac{x^2}{4}$ at $(1, \frac{1}{4})$ is

$$\begin{aligned} m_{\text{tan}} &= \lim_{x \rightarrow 1} \frac{f(x) - f(1)}{x - 1} = \lim_{x \rightarrow 1} \frac{\frac{x^2}{4} - \frac{1}{4}}{x - 1} = \lim_{x \rightarrow 1} \frac{x^2 - 1}{4(x - 1)} \\ &= \lim_{x \rightarrow 1} \frac{(x - 1)(x + 1)}{4(x - 1)} = \lim_{x \rightarrow 1} \frac{x + 1}{4} = \frac{1}{2} \end{aligned}$$

An equation of the tangent line is

$$\begin{aligned} y - \frac{1}{4} &= \frac{1}{2}(x - 1) & y - f(c) &= m_{\text{tan}}(x - c) \\ y &= \frac{1}{2}x - \frac{1}{4} \end{aligned}$$

Figure 17 shows the graph of $y = \frac{x^2}{4}$ and the tangent line at $(1, \frac{1}{4})$.

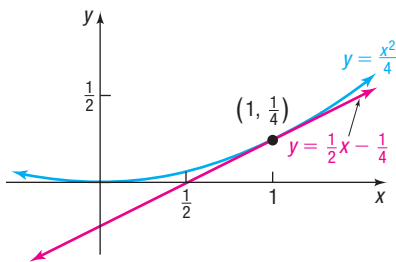


Figure 17

 **Now Work** PROBLEM 11

2 Find the Derivative of a Function

The limit in formula (1) has an important generalization: it is called the *derivative of f at c* .

DEFINITION Derivative of a Function at a Number

If $y = f(x)$ is a function and c is in the domain of f , then the **derivative of f at c** , denoted by $f'(c)$ and read “ f prime of c ,” is the number

$$f'(c) = \lim_{x \rightarrow c} \frac{f(x) - f(c)}{x - c} \quad (3)$$

provided this limit exists.

EXAMPLE 2

Finding the Derivative of a Function at a Number

Find the derivative of $f(x) = 2x^2 - 5x$ at 2. That is, find $f'(2)$.

Solution

Since $f(2) = 2 \cdot 2^2 - 5 \cdot 2 = -2$, we have

$$\frac{f(x) - f(2)}{x - 2} = \frac{(2x^2 - 5x) - (-2)}{x - 2} = \frac{2x^2 - 5x + 2}{x - 2} = \frac{(2x - 1)(x - 2)}{x - 2}$$

The derivative of f at 2 is

$$f'(2) = \lim_{x \rightarrow 2} \frac{f(x) - f(2)}{x - 2} = \lim_{x \rightarrow 2} \frac{(2x - 1) \cancel{(x - 2)}}{\cancel{x - 2}} = 3$$

 **Now Work** PROBLEM 21

Example 2 provides a way of finding the derivative at 2 analytically. Graphing utilities have built-in procedures to approximate the derivative of a function at a number. Consult the user's manual for the appropriate keystrokes.



EXAMPLE 3

Finding the Derivative of a Function at a Number Using a Graphing Utility

Use a graphing utility to find the derivative of $f(x) = 2x^2 - 5x$ at 2. That is, find $f'(2)$.

Solution Figure 18 shows the solution using a TI-84 Plus C graphing calculator.* As shown, $f'(2) = 3$.

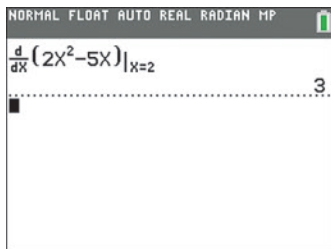


Figure 18

 **Now Work** PROBLEM 33

EXAMPLE 4

Finding the Derivative of a Function at a Number

Find the derivative of $f(x) = x^2$ at c . That is, find $f'(c)$.

Solution

Since $f(c) = c^2$, we have

$$\frac{f(x) - f(c)}{x - c} = \frac{x^2 - c^2}{x - c} = \frac{(x + c)(x - c)}{x - c}$$

The derivative of f at c is

$$f'(c) = \lim_{x \rightarrow c} \frac{f(x) - f(c)}{x - c} = \lim_{x \rightarrow c} \frac{(x + c) \cancel{(x - c)}}{\cancel{x - c}} = 2c$$

As Example 4 illustrates, the derivative of $f(x) = x^2$ exists and equals $2c$ for any number c . In other words, the derivative is itself a function, and using x for the independent variable, we can write $f'(x) = 2x$. The function f' is called the **derivative function of f** or the **derivative of f** . We also say that f is **differentiable**. The instruction “differentiate f ” means “find the derivative of f .”

3 Find Instantaneous Rates of Change

The average rate of change of a function f from c to x is

$$\text{Average rate of change} = \frac{f(x) - f(c)}{x - c} \quad x \neq c$$

*The TI-84 Plus C uses an alternative notation for the derivative of f at c , namely $\frac{d}{dx}f(x)|_{x=c}$.

DEFINITION Instantaneous Rate of Change

The **instantaneous rate of change of f at c** is

$$f'(c) = \lim_{x \rightarrow c} \frac{f(x) - f(c)}{x - c} \quad (4)$$

provided the limit exists.

The instantaneous rate of change of f at c is the derivative of f at c .

EXAMPLE 5**Finding the Instantaneous Rate of Change**

The volume V of a right circular cone of height $h = 6$ feet and radius r feet is $V = V(r) = \frac{1}{3}\pi r^2 h = 2\pi r^2$. If r is changing, find the instantaneous rate of change of the volume V with respect to the radius r at $r = 3$.

Solution The instantaneous rate of change of V at $r = 3$ is the derivative $V'(3)$.

$$\begin{aligned} V'(3) &= \lim_{r \rightarrow 3} \frac{V(r) - V(3)}{r - 3} = \lim_{r \rightarrow 3} \frac{2\pi r^2 - 18\pi}{r - 3} \\ &= \lim_{r \rightarrow 3} \frac{2\pi(r^2 - 9)}{r - 3} = \lim_{r \rightarrow 3} \frac{2\pi(r - 3)(r + 3)}{r - 3} \\ &= \lim_{r \rightarrow 3} [2\pi(r + 3)] = 12\pi \end{aligned}$$

At the instant $r = 3$ feet, the volume of the cone is changing with respect to r at a rate of $12\pi \approx 37.699$ cubic feet per 1-foot change in the radius.

 **Now Work** PROBLEM 43
4 Find the Instantaneous Velocity of an Object

If $s = f(t)$ is the position of an object at time t , then the average velocity of the object from t_0 to t_1 is

$$\frac{\text{Change in position}}{\text{Change in time}} = \frac{\Delta s}{\Delta t} = \frac{f(t_1) - f(t_0)}{t_1 - t_0} \quad t_0 \neq t_1 \quad (5)$$

DEFINITION Instantaneous Velocity

If $s = f(t)$ is the position function of an object at time t , the **instantaneous velocity** v of the object at time t_0 is the limit of the average velocity $\frac{\Delta s}{\Delta t}$ as Δt approaches 0. That is,

$$v(t_0) = f'(t_0) = \lim_{t \rightarrow t_0} \frac{f(t) - f(t_0)}{t - t_0} \quad (6)$$

EXAMPLE 6

Finding the Instantaneous Velocity of an Object

In physics it is shown that the height s of a ball thrown straight up with an initial velocity of 80 feet per second (ft/sec) from a rooftop 96 feet high is

$$s = s(t) = -16t^2 + 80t + 96$$

where t is the elapsed time that the ball is in the air. The ball misses the rooftop on its way down and eventually strikes the ground. See Figure 19.

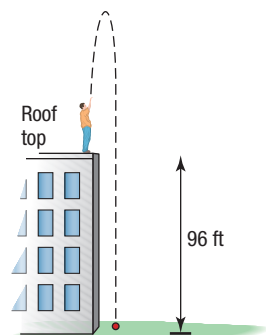


Figure 19

- When does the ball strike the ground? That is, how long is the ball in the air?
- At what time t will the ball pass the rooftop on its way down?
- What is the average velocity of the ball from $t = 0$ to $t = 2$?
- What is the instantaneous velocity of the ball at time t_0 ?
- What is the instantaneous velocity of the ball at $t = 2$?
- When is the instantaneous velocity of the ball equal to zero?
- What is the instantaneous velocity of the ball as it passes the rooftop on the way down?
- What is the instantaneous velocity of the ball when it strikes the ground?

Solution

- (a) The ball strikes the ground when $s = s(t) = 0$.

$$-16t^2 + 80t + 96 = 0$$

$$t^2 - 5t - 6 = 0$$

$$(t - 6)(t + 1) = 0$$

$$t = 6 \quad \text{or} \quad t = -1$$

Discard the solution $t = -1$. The ball strikes the ground after 6 sec.

- (b) The ball passes the rooftop when $s = s(t) = 96$.

$$-16t^2 + 80t + 96 = 96$$

$$t^2 - 5t = 0$$

$$t(t - 5) = 0$$

$$t = 0 \quad \text{or} \quad t = 5$$

Discard the solution $t = 0$. The ball passes the rooftop on the way down after 5 sec.

- (c) The average velocity of the ball from $t = 0$ to $t = 2$ is

$$\frac{\Delta s}{\Delta t} = \frac{s(2) - s(0)}{2 - 0} = \frac{192 - 96}{2} = 48 \text{ ft/sec}$$

- (d) The instantaneous velocity of the ball at time t_0 is the derivative $s'(t_0)$; that is,

$$\begin{aligned} s'(t_0) &= \lim_{t \rightarrow t_0} \frac{s(t) - s(t_0)}{t - t_0} \\ &= \lim_{t \rightarrow t_0} \frac{(-16t^2 + 80t + 96) - (-16t_0^2 + 80t_0 + 96)}{t - t_0} \\ &= \lim_{t \rightarrow t_0} \frac{-16[t^2 - t_0^2 - 5t + 5t_0]}{t - t_0} = \lim_{t \rightarrow t_0} \frac{-16[(t + t_0)(t - t_0) - 5(t - t_0)]}{t - t_0} \\ &= \lim_{t \rightarrow t_0} \frac{-16[(t + t_0 - 5)(\cancel{t - t_0})]}{\cancel{t - t_0}} = \lim_{t \rightarrow t_0} [-16(t + t_0 - 5)] \\ &= -16(2t_0 - 5) \text{ ft/sec} \end{aligned}$$

(e) At $t = 2$ sec, the instantaneous velocity of the ball is

$$s'(2) = -16(2 \cdot 2 - 5) = -16(-1) = 16 \text{ ft/sec}$$

(f) The instantaneous velocity of the ball is zero when

$$\begin{aligned} s'(t) &= 0 \\ -16(2t - 5) &= 0 \\ t &= \frac{5}{2} = 2.5 \text{ sec} \end{aligned}$$

(g) The ball passes the rooftop on the way down when $t = 5$. The instantaneous velocity at $t = 5$ is

$$s'(5) = -16(10 - 5) = -80 \text{ ft/sec}$$

At $t = 5$ sec, the ball is traveling -80 ft/sec. When the instantaneous rate of change is negative, it means that the direction of the object is downward. The ball is traveling 80 ft/sec in the downward direction when $t = 5$ sec.

(h) The ball strikes the ground when $t = 6$. The instantaneous velocity when $t = 6$ is

$$s'(6) = -16(12 - 5) = -112 \text{ ft/sec}$$

The velocity of the ball at $t = 6$ sec is -112 ft/sec. Again, the negative value implies that the ball is traveling downward.

Exploration

Determine the vertex of the quadratic function given in Example 6. What do you conclude about the velocity when $s(t)$ is a maximum?

SUMMARY

The derivative of a function $y = f(x)$ at c is defined as

$$f'(c) = \lim_{x \rightarrow c} \frac{f(x) - f(c)}{x - c}$$

provided the limit exists.

In geometry, $f'(c)$ equals the slope of the tangent line to the graph of f at the point $(c, f(c))$.

In physics, $f'(t_0)$ equals the instantaneous velocity of an object at time t_0 , where $s = f(t)$ is the position of the object at time t .

In applications, if two variables are related by the function $y = f(x)$, then $f'(c)$ equals the instantaneous rate of change of y at c .

14.4 Assess Your Understanding

'Are You Prepared?' Answers are given at the end of these exercises. If you get a wrong answer, read the pages listed in red.

1. Find an equation of the line with slope 5 containing the point $(2, -4)$. (pp. 24–25)

2. **True or False** The average rate of change of a function f from a to b is

$$\frac{f(b) + f(a)}{b + a} \quad (\text{pp. 79–81})$$

Concepts and Vocabulary

3. If $\lim_{x \rightarrow c} \frac{f(x) - f(c)}{x - c}$ exists, it equals the slope of the _____ to the graph of f at the point $(c, f(c))$.

4. If $\lim_{x \rightarrow c} \frac{f(x) - f(c)}{x - c}$ exists, it is called the _____ of f at c .

5. If $s = f(t)$ denotes the position of an object at time t , the derivative $f'(t_0)$ is the _____ of the object at t_0 .

6. **True or False** The tangent line to a function is the limiting position of a secant line.

7. **True or False** The slope of the tangent line to the graph of f at $(c, f(c))$ is the derivative of f at c .

8. **True or False** The velocity of an object whose position at time t is $s(t)$ is the derivative $s'(t)$.

Skill Building

In Problems 9–20, find the slope of the tangent line to the graph of f at the given point. Graph f and the tangent line.

9. $f(x) = 3x + 5$ at $(1, 8)$

10. $f(x) = -2x + 1$ at $(-1, 3)$

11. $f(x) = x^2 + 2$ at $(-1, 3)$

12. $f(x) = 3 - x^2$ at $(1, 2)$

13. $f(x) = 3x^2$ at $(2, 12)$

14. $f(x) = -4x^2$ at $(-2, -16)$

15. $f(x) = 2x^2 + x$ at $(1, 3)$

16. $f(x) = 3x^2 - x$ at $(0, 0)$

17. $f(x) = x^2 - 2x + 3$ at $(-1, 6)$

18. $f(x) = -2x^2 + x - 3$ at $(1, -4)$

19. $f(x) = x^3 + x$ at $(2, 10)$

20. $f(x) = x^3 - x^2$ at $(1, 0)$

In Problems 21–32, find the derivative of each function at the given number.

21. $f(x) = -4x + 5$ at 3

22. $f(x) = -4 + 3x$ at 1

23. $f(x) = x^2 - 3$ at 0

24. $f(x) = 2x^2 + 1$ at -1

25. $f(x) = 2x^2 + 3x$ at 1

26. $f(x) = 3x^2 - 4x$ at 2

27. $f(x) = x^3 + 4x$ at -1

28. $f(x) = 2x^3 - x^2$ at 2

29. $f(x) = x^3 + x^2 - 2x$ at 1

30. $f(x) = x^3 - 2x^2 + x$ at -1

31. $f(x) = \sin x$ at 0

32. $f(x) = \cos x$ at 0



In Problems 33–42, use a graphing utility to approximate the derivative of each function at the given number.

33. $f(x) = 3x^3 - 6x^2 + 2$ at -2

34. $f(x) = -5x^4 + 6x^2 - 10$ at 5

35. $f(x) = \frac{-x^3 + 1}{x^2 + 5x + 7}$ at 8

36. $f(x) = \frac{-5x^4 + 9x + 3}{x^3 + 5x^2 - 6}$ at -3

37. $f(x) = x \sin x$ at $\frac{\pi}{3}$

38. $f(x) = x \sin x$ at $\frac{\pi}{4}$

39. $f(x) = x^2 \sin x$ at $\frac{\pi}{3}$

40. $f(x) = x^2 \sin x$ at $\frac{\pi}{4}$

41. $f(x) = e^x \sin x$ at 2

42. $f(x) = e^{-x} \sin x$ at 2

Applications and Extensions

43. Instantaneous Rate of Change The volume V of a right circular cylinder of height 3 feet and radius r feet is $V = V(r) = 3\pi r^2$. Find the instantaneous rate of change of the volume with respect to the radius r at $r = 3$.

44. Instantaneous Rate of Change The surface area S of a sphere of radius r feet is $S = S(r) = 4\pi r^2$. Find the instantaneous rate of change of the surface area with respect to the radius r at $r = 2$.

45. Instantaneous Rate of Change The volume V of a sphere of radius r feet is $V = V(r) = \frac{4}{3}\pi r^3$. Find the instantaneous rate of change of the volume with respect to the radius r at $r = 2$.

46. Instantaneous Rate of Change The volume V of a cube of side x meters is $V = V(x) = x^3$. Find the instantaneous rate of change of the volume with respect to the side x at $x = 3$.

47. Instantaneous Velocity of a Ball In physics it is shown that the height s of a ball thrown straight up with an initial velocity of 96 ft/sec from ground level is

$$s = s(t) = -16t^2 + 96t$$

where t is the elapsed time that the ball is in the air.

- When does the ball strike the ground? That is, how long is the ball in the air?
- What is the average velocity of the ball from $t = 0$ to $t = 2$?
- What is the instantaneous velocity of the ball at time t ?
- What is the instantaneous velocity of the ball at $t = 2$?
- When is the instantaneous velocity of the ball equal to zero?
- How high is the ball when its instantaneous velocity equals zero?
- What is the instantaneous velocity of the ball when it strikes the ground?

48. Instantaneous Velocity of a Ball In physics it is shown that the height s of a ball thrown straight down with an initial velocity of 48 ft/sec from a rooftop 160 feet high is

$$s = s(t) = -16t^2 - 48t + 160$$

where t is the elapsed time that the ball is in the air.

- When does the ball strike the ground? That is, how long is the ball in the air?
- What is the average velocity of the ball from $t = 0$ to $t = 1$?
- What is the instantaneous velocity of the ball at time t ?
- What is the instantaneous velocity of the ball at $t = 1$?
- What is the instantaneous velocity of the ball when it strikes the ground?

49. Velocity on the Moon An astronaut throws a ball down into a crater on the moon. The height s (in feet) of the ball from the bottom of the crater after t seconds is given in the following table:



Time, t (in seconds)	Height, s (in feet)
0	1000
1	987
2	969
3	945
4	917
5	883
6	843
7	800
8	749

- (a) Find the average velocity from $t = 1$ to $t = 4$ seconds.
 (b) Find the average velocity from $t = 1$ to $t = 3$ seconds.
 (c) Find the average velocity from $t = 1$ to $t = 2$ seconds.
 (d) Using a graphing utility, find the quadratic function of best fit.
 (e) Using the function found in part (d), determine the instantaneous velocity at $t = 1$ second.



50. Instantaneous Rate of Change The data to the right represent the total revenue R (in dollars) received from selling x bicycles at Tunney's Bicycle Shop.

- (a) Find the average rate of change in revenue from $x = 25$ to $x = 150$ bicycles.
 (b) Find the average rate of change in revenue from $x = 25$ to $x = 102$ bicycles.
 (c) Find the average rate of change in revenue from $x = 25$ to $x = 60$ bicycles.



- (d) Using a graphing utility, find the quadratic function of best fit.
 (e) Using the function found in part (d), determine the instantaneous rate of change of revenue at $x = 25$ bicycles.



Number of Bicycles, x	Total Revenue, R (in dollars)
0	0
25	28,000
60	45,000
102	53,400
150	59,160
190	62,360
223	64,835
249	66,525

'Are You Prepared?' Answers

1. $y = 5x - 14$ 2. False

14.5 The Area Problem; The Integral

PREPARING FOR THIS SECTION Before getting started, review the following:

- Geometry Formulas (Section A.2, pp. A15–A16)
- Summation Notation (Section 12.1, pp. 820–822)

Now Work the 'Are You Prepared?' problems on page 922.

- OBJECTIVES**
- 1 Approximate the Area under the Graph of a Function (p. 918)
 - 2 Approximate Integrals Using a Graphing Utility (p. 922)

The Area Problem

The development of the integral, like that of the derivative, was originally motivated to a large extent by a problem in geometry: the *area problem*.

Area Problem

Suppose a function f is nonnegative and continuous on a closed interval $[a, b]$. Find the area enclosed by the graph of f , the x -axis, and the vertical lines $x = a$ and $x = b$.

Figure 20 illustrates the area problem. We refer to the area A shown as **the area under the graph of f from a to b** .

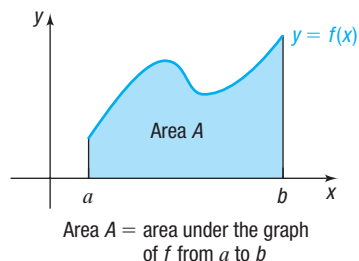


Figure 20 Area problem

For a constant function $f(x) = k$ and for a linear function $f(x) = mx + B$, we can solve the area problem using formulas from geometry. See Figures 21(a) and (b).

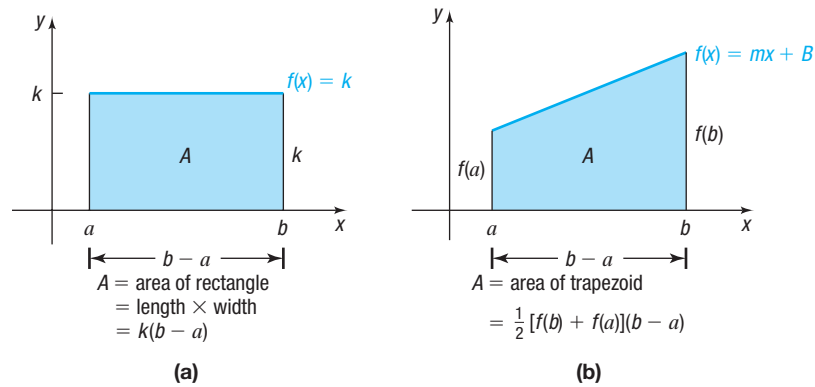


Figure 21

For most other functions, no formulas from geometry are available.

We begin by discussing a way to approximate the area under the graph of a function f from a to b .

1 Approximate the Area under the Graph of a Function

We use rectangles to approximate the area under the graph of a function f . We do this by *partitioning* or dividing the interval $[a, b]$ into subintervals of equal width. On each subinterval, we form a rectangle whose base is the width of the subinterval and whose length is $f(u)$ for some number u in the subinterval. Look at Figure 22.

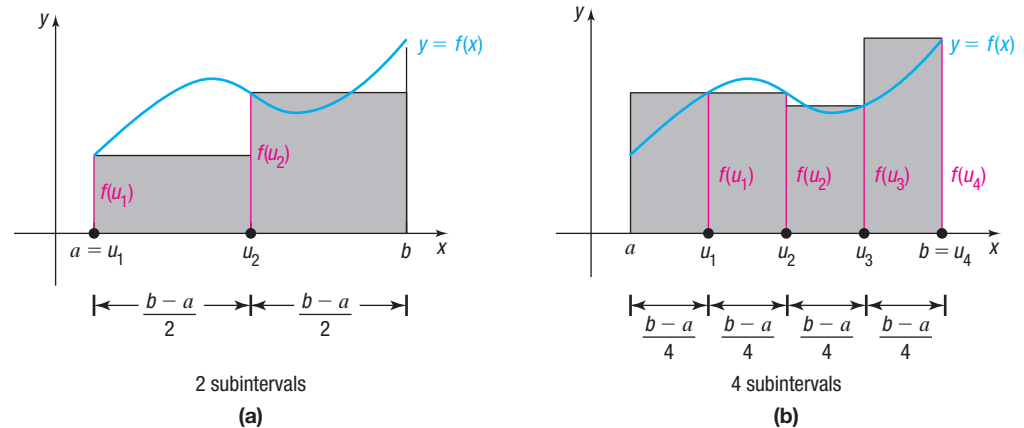


Figure 22

In Figure 22(a), the interval $[a, b]$ is partitioned into two subintervals, each of width $\frac{b-a}{2}$, and the number u is chosen as the left endpoint of each subinterval.

In Figure 22(b), the interval $[a, b]$ is partitioned into four subintervals, each of width $\frac{b-a}{4}$, and the number u is chosen as the right endpoint of each subinterval.

The area A under f from a to b is approximated by adding the areas of the rectangles formed by the partition.

Using Figure 22(a),

Area $A \approx$ area of first rectangle + area of second rectangle

$$= f(u_1) \frac{b-a}{2} + f(u_2) \frac{b-a}{2}$$

Using Figure 22(b),

$$\begin{aligned} \text{Area } A &\approx \text{area of first rectangle} + \text{area of second rectangle} \\ &\quad + \text{area of third rectangle} + \text{area of fourth rectangle} \\ &= f(u_1) \frac{b-a}{4} + f(u_2) \frac{b-a}{4} + f(u_3) \frac{b-a}{4} + f(u_4) \frac{b-a}{4} \end{aligned}$$

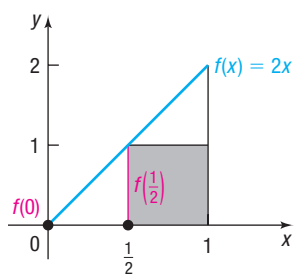
In approximating the area under the graph of a function f from a to b , the choice of the number u in each subinterval is arbitrary. For convenience, we shall always pick u as either the left endpoint of each subinterval or the right endpoint. The choice of how many subintervals to use is also arbitrary. In general, the more subintervals used, the better the approximation will be. Let's look at a specific example.

EXAMPLE 1

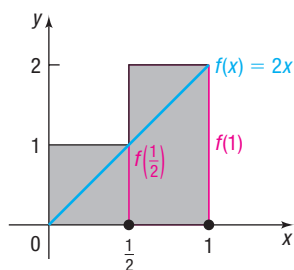
Approximating the Area under the Graph of $f(x) = 2x$ from 0 to 1

Approximate the area A under the graph of $f(x) = 2x$ from 0 to 1 as follows:

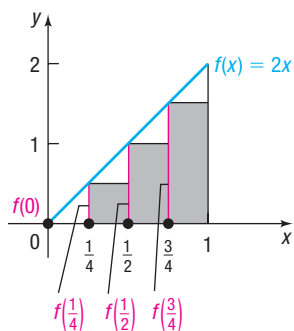
- Partition $[0, 1]$ into two subintervals of equal width and choose u as the left endpoint.
- Partition $[0, 1]$ into two subintervals of equal width and choose u as the right endpoint.
- Partition $[0, 1]$ into four subintervals of equal width and choose u as the left endpoint.
- Partition $[0, 1]$ into four subintervals of equal width and choose u as the right endpoint.
- Compare the approximations found in parts (a)–(d) with the actual area.



2 subintervals; u 's are left endpoints
(a)



2 subintervals; u 's are right endpoints
(b)



4 subintervals; u 's are left endpoints
(c)

Solution

- Partition $[0, 1]$ into two subintervals, each of width $\frac{1}{2}$, and choose u as the left endpoint. See Figure 23(a). The area A is approximated as

$$\begin{aligned} A &\approx f(0) \cdot \frac{1}{2} + f\left(\frac{1}{2}\right) \cdot \frac{1}{2} \\ &= 0 \cdot \frac{1}{2} + 1 \cdot \frac{1}{2} \quad f(0) = 2 \cdot 0 = 0; f\left(\frac{1}{2}\right) = 2 \cdot \frac{1}{2} = 1 \\ &= \frac{1}{2} = 0.5 \end{aligned}$$

- Partition $[0, 1]$ into two subintervals, each of width $\frac{1}{2}$, and choose u as the right endpoint. See Figure 23(b). The area A is approximated as

$$\begin{aligned} A &\approx f\left(\frac{1}{2}\right) \cdot \frac{1}{2} + f(1) \cdot \frac{1}{2} \\ &= 1 \cdot \frac{1}{2} + 2 \cdot \frac{1}{2} = \frac{3}{2} = 1.5 \end{aligned}$$

- Partition $[0, 1]$ into four subintervals, each of width $\frac{1}{4}$, and choose u as the left endpoint. See Figure 23(c). The area A is approximated as

$$\begin{aligned} A &\approx f(0) \cdot \frac{1}{4} + f\left(\frac{1}{4}\right) \cdot \frac{1}{4} + f\left(\frac{1}{2}\right) \cdot \frac{1}{4} + f\left(\frac{3}{4}\right) \cdot \frac{1}{4} \\ &= 0 \cdot \frac{1}{4} + \frac{1}{2} \cdot \frac{1}{4} + 1 \cdot \frac{1}{4} + \frac{3}{2} \cdot \frac{1}{4} = \frac{3}{4} = 0.75 \end{aligned}$$

Figure 23

(continued)

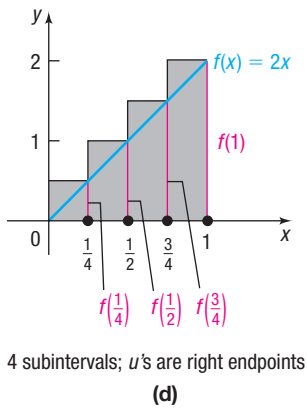


Figure 23 (continued)

- (d) Partition $[0, 1]$ into four subintervals, each of width $\frac{1}{4}$, and choose u as the right endpoint. See Figure 23(d). The area A is approximated as

$$\begin{aligned} A &\approx f\left(\frac{1}{4}\right) \cdot \frac{1}{4} + f\left(\frac{1}{2}\right) \cdot \frac{1}{4} + f\left(\frac{3}{4}\right) \cdot \frac{1}{4} + f(1) \cdot \frac{1}{4} \\ &= \frac{1}{2} \cdot \frac{1}{4} + 1 \cdot \frac{1}{4} + \frac{3}{2} \cdot \frac{1}{4} + 2 \cdot \frac{1}{4} = \frac{5}{4} = 1.25 \end{aligned}$$

- (e) The actual area under the graph of $f(x) = 2x$ from 0 to 1 is the area of a right triangle whose base is of length 1 and whose height is 2. The actual area A is therefore

$$A = \frac{1}{2} \text{ base} \times \text{height} = \frac{1}{2} \cdot 1 \cdot 2 = 1$$

Now look at Table 7, which shows the approximations to the area under the graph of $f(x) = 2x$ from 0 to 1 for $n = 2, 4, 10,$ and 100 subintervals. Notice that the approximations to the actual area improve as the number of subintervals increases.

Table 7

Using left endpoints:	n	2	4	10	100
	Area	0.5	0.75	0.9	0.99
Using right endpoints:	n	2	4	10	100
	Area	1.5	1.25	1.1	1.01

You are asked to confirm the entries in Table 7 in Problem 31.

There is another useful observation about Example 1. Look again at Figures 23(a)–(d) and at Table 7. Since the graph of $f(x) = 2x$ is increasing on $[0, 1]$, the choice of u as the left endpoint gives a lower-bound estimate to the actual area, while choosing u as the right endpoint gives an upper-bound estimate. Do you see why?

 **Now Work** PROBLEM 9

EXAMPLE 2

Approximating the Area under the Graph of $f(x) = x^2$

Approximate the area under the graph of $f(x) = x^2$ from 1 to 5:

- (a) Using four subintervals of equal width
(b) Using eight subintervals of equal width

In each case, choose the number u to be the left endpoint of each subinterval.

Solution

- (a) See Figure 24. Using four subintervals of equal width, the interval $[1, 5]$ is

partitioned into subintervals of width $\frac{5-1}{4} = 1$ as follows:

$$[1, 2] \quad [2, 3] \quad [3, 4] \quad [4, 5]$$

Choosing u as the left endpoint of each subinterval, the area A under the graph of $f(x) = x^2$ is approximated by

$$\begin{aligned} \text{Area } A &\approx f(1) \cdot 1 + f(2) \cdot 1 + f(3) \cdot 1 + f(4) \cdot 1 \\ &= 1 + 4 + 9 + 16 = 30 \end{aligned}$$

- (b) See Figure 25. Using eight subintervals of equal width, the interval $[1, 5]$ is

partitioned into subintervals of width $\frac{5-1}{8} = 0.5$ as follows:

$$[1, 1.5] \quad [1.5, 2] \quad [2, 2.5] \quad [2.5, 3] \quad [3, 3.5] \quad [3.5, 4] \quad [4, 4.5] \quad [4.5, 5]$$

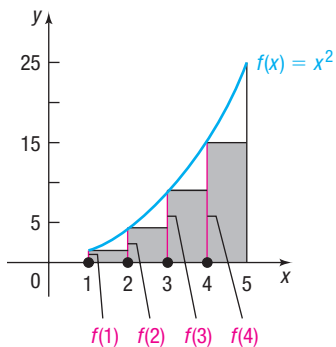
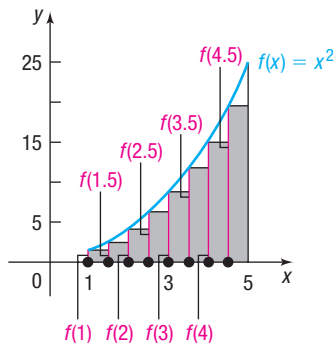


Figure 24



8 subintervals; each of width 1/2

Figure 25

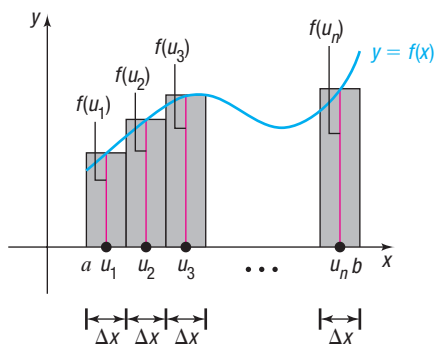


Figure 26

Choosing u as the left endpoint of each subinterval, the area A under the graph of $f(x) = x^2$ is approximated by

$$\begin{aligned} \text{Area } A &\approx f(1) \cdot 0.5 + f(1.5) \cdot 0.5 + f(2) \cdot 0.5 + f(2.5) \cdot 0.5 \\ &\quad + f(3) \cdot 0.5 + f(3.5) \cdot 0.5 + f(4) \cdot 0.5 + f(4.5) \cdot 0.5 \\ &= [f(1) + f(1.5) + f(2) + f(2.5) + f(3) + f(3.5) + f(4) + f(4.5)] \cdot 0.5 \\ &= [1 + 2.25 + 4 + 6.25 + 9 + 12.25 + 16 + 20.25] \cdot 0.5 \\ &= 35.5 \end{aligned}$$

In general, approximate the area A under the graph of a function $y = f(x)$ from a to b as follows:

1. Partition the interval $[a, b]$ into n subintervals of equal width. The width Δx of each subinterval is then

$$\Delta x = \frac{b - a}{n}$$

2. In each subinterval, pick a number u and evaluate the function f at each u . This results in n numbers u_1, u_2, \dots, u_n and n functional values $f(u_1), f(u_2), \dots, f(u_n)$.
3. Form n rectangles with width equal to Δx , the width of each subinterval, and with length equal to the functional value $f(u_i)$, $i = 1, 2, \dots, n$. See Figure 26.
4. Add the areas of the n rectangles.

$$\begin{aligned} A_1 + A_2 + \cdots + A_n &= f(u_1) \Delta x + f(u_2) \Delta x + \cdots + f(u_n) \Delta x \\ &= \sum_{i=1}^n f(u_i) \Delta x \end{aligned}$$

This number is the approximation to the area A under the graph of f from a to b .

Definition of Area

We have observed that the larger the number n of subintervals used, the better the approximation to the area under the graph of f from a to b . If we let n become unbounded, we obtain the exact area under the graph of f from a to b .

DEFINITION Area under the Graph of a Function from a to b

Suppose a function f is nonnegative and continuous on a closed interval $[a, b]$. Partition $[a, b]$ into n subintervals, each of width $\Delta x = \frac{b - a}{n}$. In each subinterval, choose a number u_i , $i = 1, 2, \dots, n$, and evaluate $f(u_i)$. Form the products $f(u_i) \Delta x$ and add them, obtaining the sum

$$\sum_{i=1}^n f(u_i) \Delta x$$

If the limit of this sum exists as $n \rightarrow \infty$, that is, if

$$\lim_{n \rightarrow \infty} \sum_{i=1}^n f(u_i) \Delta x$$

exists, it is defined as the area under the graph of f from a to b and is denoted by

$$\int_a^b f(x) \, dx$$

which is read as “the integral from a to b of $f(x)$.”

2 Approximate Integrals Using a Graphing Utility

EXAMPLE 3

Using a Graphing Utility to Approximate an Integral

Use a graphing utility to approximate the area under the graph of $f(x) = x^2$ from 1 to 5. That is, evaluate the integral

$$\int_1^5 x^2 dx$$

Solution Figure 27 shows the result using a TI-84 Plus C calculator. Consult the user's manual for the proper keystrokes.

The area under the graph of $f(x) = x^2$ from 1 to 5 is $\frac{124}{3}$.

In calculus, techniques are given for evaluating integrals to obtain exact answers algebraically.

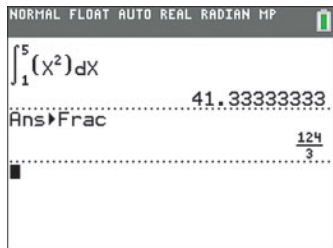


Figure 27

14.5 Assess Your Understanding

'Are You Prepared?' Answers are given at the end of these exercises. If you get a wrong answer, read the pages listed in red.

1. The formula for the area A of a rectangle of length l and width w is _____. (p. A15)

2. $\sum_{k=1}^4 (2k + 1) = \underline{\hspace{1cm}}$. (pp. 821–822)

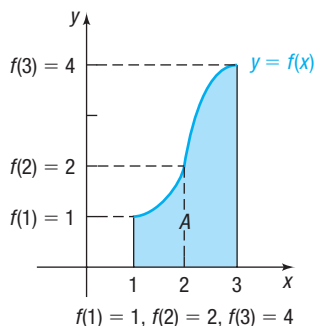
Concepts and Vocabulary

3. The integral from a to b of $f(x)$ is denoted by _____.

4. The area under the graph of f from a to b is denoted by _____.

Skill Building

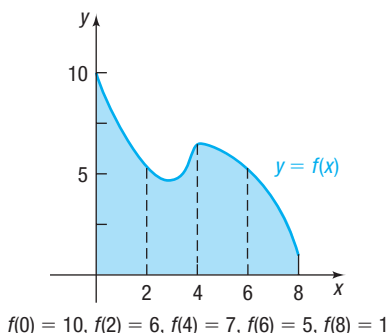
In Problems 5 and 6, refer to the figure. The interval $[1, 3]$ is partitioned into two subintervals $[1, 2]$ and $[2, 3]$.



5. Approximate the area A , choosing u as the left endpoint of each subinterval.

6. Approximate the area A , choosing u as the right endpoint of each subinterval.

In Problems 7 and 8, refer to the figure. The interval $[0, 8]$ is partitioned into four subintervals $[0, 2]$, $[2, 4]$, $[4, 6]$, and $[6, 8]$.



7. Approximate the area A , choosing u as the left endpoint of each subinterval.

8. Approximate the area A , choosing u as the right endpoint of each subinterval.

9. The function $f(x) = 3x$ is defined on the interval $[0, 6]$.

(a) Graph f .

In (b)–(e), approximate the area A under f from 0 to 6 as follows:

(b) Partition $[0, 6]$ into three subintervals of equal width and choose u as the left endpoint of each subinterval.

(c) Partition $[0, 6]$ into three subintervals of equal width and choose u as the right endpoint of each subinterval.

(d) Partition $[0, 6]$ into six subintervals of equal width and choose u as the left endpoint of each subinterval.

(e) Partition $[0, 6]$ into six subintervals of equal width and choose u as the right endpoint of each subinterval.

(f) What is the actual area A ?

10. Repeat Problem 9 for $f(x) = 4x$.

11. The function $f(x) = -3x + 9$ is defined on the interval $[0, 3]$.

(a) Graph f .

In (b)–(e), approximate the area A under f from 0 to 3 as follows:

(b) Partition $[0, 3]$ into three subintervals of equal width and choose u as the left endpoint of each subinterval.

(c) Partition $[0, 3]$ into three subintervals of equal width and choose u as the right endpoint of each subinterval.

(d) Partition $[0, 3]$ into six subintervals of equal width and choose u as the left endpoint of each subinterval.

(e) Partition $[0, 3]$ into six subintervals of equal width and choose u as the right endpoint of each subinterval.

(f) What is the actual area A ?

12. Repeat Problem 11 for $f(x) = -2x + 8$.

In Problems 13–22, a function f is nonnegative and continuous on an interval $[a, b]$.

- (a) Graph f , indicating the area A under f from a to b .
 (b) Approximate the area A by partitioning $[a, b]$ into four subintervals of equal width and choosing u as the left endpoint of each subinterval.
 (c) Approximate the area A by partitioning $[a, b]$ into eight subintervals of equal width and choosing u as the left endpoint of each subinterval.



(d) Express the area A as an integral.

(e) Use a graphing utility to approximate the integral.

13. $f(x) = x^2 + 2$, $[0, 4]$ 14. $f(x) = x^2 - 4$, $[2, 6]$

15. $f(x) = x^3$, $[0, 4]$ 16. $f(x) = x^3$, $[1, 5]$

17. $f(x) = \frac{1}{x}$, $[1, 5]$ 18. $f(x) = \sqrt{x}$, $[0, 4]$

19. $f(x) = e^x$, $[-1, 3]$ 20. $f(x) = \ln x$, $[3, 7]$

21. $f(x) = \sin x$, $[0, \pi]$ 22. $f(x) = \cos x$, $\left[0, \frac{\pi}{2}\right]$

In Problems 23–30, an integral is given.

- (a) What area does the integral represent?
 (b) Graph the function, and shade the region represented by the integral.



(c) Use a graphing utility to approximate this area.

23. $\int_0^4 (3x + 1) dx$

24. $\int_1^3 (-2x + 7) dx$

25. $\int_2^5 (x^2 - 1) dx$

26. $\int_0^4 (16 - x^2) dx$

27. $\int_0^{\pi/2} \sin x dx$

28. $\int_{-\pi/4}^{\pi/4} \cos x dx$

29. $\int_0^2 e^x dx$

30. $\int_e^{2e} \ln x dx$

31. Confirm the entries in Table 7.

[Hint: Review the formula for the sum of an arithmetic sequence.]

32. Consider the function $f(x) = \sqrt{1 - x^2}$ whose domain is the interval $[-1, 1]$.

- (a) Graph f .
 (b) Approximate the area under the graph of f from -1 to 1 by dividing $[-1, 1]$ into five subintervals, each of equal width.
 (c) Approximate the area under the graph of f from -1 to 1 by dividing $[-1, 1]$ into ten subintervals, each of equal width.
 (d) Express the area as an integral.
 (e) Evaluate the integral using a graphing utility.
 (f) What is the actual area?



'Are You Prepared?' Answers

1. $A = lw$ 2. 24

Chapter Review

Things to Know

Limit (p. 891)

$$\lim_{x \rightarrow c} f(x) = N$$

As x gets closer to c , $x \neq c$, the value of f gets closer to N .

Basic limits (p. 896)

$$\lim_{x \rightarrow c} A = A$$

The limit of a constant is the constant.

$$\lim_{x \rightarrow c} x = c$$

The limit of x as x approaches c is c .

Limit properties (pp. 897, 899, 900)

$$\lim_{x \rightarrow c} [f(x) + g(x)] = \lim_{x \rightarrow c} f(x) + \lim_{x \rightarrow c} g(x)$$

The limit of a sum equals the sum of the limits.

$$\lim_{x \rightarrow c} [f(x) - g(x)] = \lim_{x \rightarrow c} f(x) - \lim_{x \rightarrow c} g(x)$$

The limit of a difference equals the difference of the limits.

$$\lim_{x \rightarrow c} [f(x) \cdot g(x)] = \lim_{x \rightarrow c} f(x) \cdot \lim_{x \rightarrow c} g(x)$$

The limit of a product equals the product of the limits.

$$\lim_{x \rightarrow c} \left[\frac{f(x)}{g(x)} \right] = \frac{\lim_{x \rightarrow c} f(x)}{\lim_{x \rightarrow c} g(x)} \quad (\lim_{x \rightarrow c} g(x) \neq 0)$$

The limit of a quotient equals the quotient of the limits, provided that the limit of the denominator is not zero.

$$\lim_{x \rightarrow c} [f(x)]^n = \left[\lim_{x \rightarrow c} f(x) \right]^n$$

Provided $\lim_{x \rightarrow c} f(x)$ exists, $n \geq 2$ an integer.

$$\lim_{x \rightarrow c} \sqrt[n]{f(x)} = \sqrt[n]{\lim_{x \rightarrow c} f(x)}$$

Provided $\sqrt[n]{f(x)}$ and $\sqrt[n]{\lim_{x \rightarrow c} f(x)}$ are both defined, $n \geq 2$ an integer.

Limit of a polynomial (p. 898)

$$\lim_{x \rightarrow c} P(x) = P(c), \text{ where } P \text{ is a polynomial function.}$$

Derivative of a function (p. 911)

$$f'(c) = \lim_{x \rightarrow c} \frac{f(x) - f(c)}{x - c}, \text{ provided the limit exists.}$$

Continuous function (p. 905)

A function f is continuous at c if $\lim_{x \rightarrow c} f(x) = f(c)$.

Area under a graph (p. 921)

If a function f is nonnegative and continuous on the interval $[a, b]$ then the area under the

graph of f from a to b is $\int_a^b f(x) dx = \lim_{n \rightarrow \infty} \sum_{i=1}^n f(u_i) \Delta x$, provided the limit exists.

Objectives

Section	You should be able to . . .	Example(s)	Review Exercises
14.1	1 Investigate a limit using a table (p. 891) 2 Investigate a limit using a graph (p. 893)	1–3 4–6	1–11 21–27
14.2	1 Find the limit of a sum, a difference, and a product (p. 897) 2 Find the limit of a polynomial (p. 898) 3 Find the limit of a power or a root (p. 899) 4 Find the limit of a quotient (p. 900) 5 Find the limit of an average rate of change (p. 901)	2–6 7 8 9–11 12	1 1, 2 2, 3, 5 6–11 30–32
14.3	1 Find the one-sided limits of a function (p. 903) 2 Determine whether a function is continuous at a number (p. 905)	1 2, 3	4, 21–24 12–15, 26–29
14.4	1 Find an equation of the tangent line to the graph of a function (p. 910) 2 Find the derivative of a function (p. 911) 3 Find instantaneous rates of change (p. 912) 4 Find the instantaneous velocity of an object (p. 913)	1 2–4 5 6	30–32 33–37 39 38
14.5	1 Approximate the area under the graph of a function (p. 918) 2 Approximate integrals using a graphing utility (p. 922)	1, 2 3	40–42 41(e), 42(e), 43(c), 44(c)

Review Exercises

In Problems 1–11, find the limit.

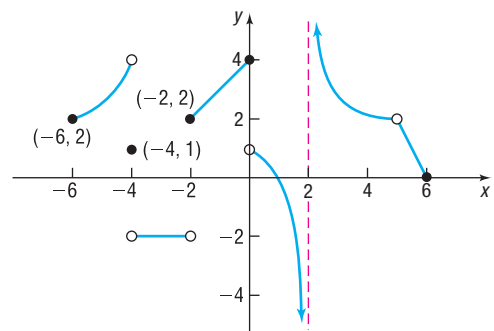
- $\lim_{x \rightarrow 2} (3x^2 - 2x + 1)$
- $\lim_{x \rightarrow -2} (x^2 + 1)^2$
- $\lim_{x \rightarrow 3} \sqrt{x^2 + 7}$
- $\lim_{x \rightarrow 1^-} \sqrt{1 - x^2}$
- $\lim_{x \rightarrow 2} (5x + 6)^{3/2}$
- $\lim_{x \rightarrow -1} \frac{x^2 + x + 2}{x^2 - 9}$
- $\lim_{x \rightarrow 1} \frac{x - 1}{x^3 - 1}$
- $\lim_{x \rightarrow -3} \frac{x^2 - 9}{x^2 - x - 12}$
- $\lim_{x \rightarrow -1} \frac{x^2 - 1}{x^3 - 1}$
- $\lim_{x \rightarrow 2} \frac{x^3 - 8}{x^3 - 2x^2 + 4x - 8}$
- $\lim_{x \rightarrow 3} \frac{x^4 - 3x^3 + x - 3}{x^3 - 3x^2 + 2x - 6}$

In Problems 12–15, determine whether f is continuous at c .

- $f(x) = 3x^4 - x^2 + 2$ $c = 5$
- $f(x) = \frac{x^2 - 4}{x + 2}$ $c = -2$
- $f(x) = \begin{cases} \frac{x^2 - 4}{x + 2} & \text{if } x \neq -2 \\ 4 & \text{if } x = -2 \end{cases}$ $c = -2$
- $f(x) = \begin{cases} \frac{x^2 - 4}{x + 2} & \text{if } x \neq -2 \\ -4 & \text{if } x = -2 \end{cases}$ $c = -2$

In Problems 16–27, use the accompanying graph of $y = f(x)$.

- What is the domain of f ?
- What is the range of f ?
- Find the x -intercept(s), if any, of f .
- Find the y -intercept(s), if any, of f .
- Find $f(-6)$ and $f(-4)$.
- Find $\lim_{x \rightarrow -4} f(x)$.
- Find $\lim_{x \rightarrow -4^+} f(x)$.
- Find $\lim_{x \rightarrow 2^-} f(x)$.
- Find $\lim_{x \rightarrow 2^+} f(x)$.
- Does $\lim_{x \rightarrow 0} f(x)$ exist? If it does, what is it?
- Is f continuous at 0?
- Is f continuous at 4?



28. Discuss whether $R(x) = \frac{x+4}{x^2-16}$ is continuous at $c = -4$ and $c = 4$. Use limits to analyze the graph of R at c .
29. Determine where the rational function $R(x) = \frac{x^3 - 2x^2 + 4x - 8}{x^2 - 11x + 18}$ is undefined. Determine whether an asymptote or a hole appears at such numbers.

In Problems 30–32, find the slope of the tangent line to the graph of f at the given point. Graph f and the tangent line.

30. $f(x) = 2x^2 + 8x$ at $(1, 10)$ 31. $f(x) = x^2 + 2x - 3$ at $(-1, -4)$ 32. $f(x) = x^3 + x^2$ at $(2, 12)$

In Problems 33–35, find the derivative of each function at the number indicated.

33. $f(x) = -4x^2 + 5$ at 3 34. $f(x) = x^2 - 3x$ at 0 35. $f(x) = 2x^2 + 3x + 2$ at 1

In Problems 36 and 37, approximate the derivative of each function at the number given using a graphing utility.



36. $f(x) = 4x^4 - 3x^3 + 6x - 9$ at -2

37. $f(x) = x^3 \tan x$ at $\frac{\pi}{6}$

38. **Instantaneous Velocity of a Ball** In physics it is shown that the height s of a ball thrown straight up with an initial velocity of 96 ft/sec from a rooftop 112 feet high is

$$s = s(t) = -16t^2 + 96t + 112$$

where t is the elapsed time that the ball is in the air. The ball misses the rooftop on its way down and eventually strikes the ground.

- When does the ball strike the ground? That is, how long is the ball in the air?
- At what time t will the ball pass the rooftop on its way down?
- What is the average velocity of the ball from $t = 0$ to $t = 2$?
- What is the instantaneous velocity of the ball at time t ?
- What is the instantaneous velocity of the ball at $t = 2$?
- When is the instantaneous velocity of the ball equal to zero?
- What is the instantaneous velocity of the ball as it passes the rooftop on the way down?
- What is the instantaneous velocity of the ball when it strikes the ground?

39. **Instantaneous Rate of Change** The following data represent the revenue R (in dollars) received from selling x wristwatches at Wilk's Watch Shop.



Wristwatches, x	Revenue, R
0	0
25	2340
40	3600
50	4375
90	6975
130	8775
160	9600
200	10,000
220	9900
250	9375

- Find the average rate of change of revenue from $x = 25$ to $x = 130$ wristwatches.
- Find the average rate of change of revenue from $x = 25$ to $x = 90$ wristwatches.

- Find the average rate of change of revenue from $x = 25$ to $x = 50$ wristwatches.



- Using a graphing utility, find the quadratic function of best fit.

- Using the function found in part (d), determine the instantaneous rate of change of revenue at $x = 25$ wristwatches.

40. The function $f(x) = 2x + 3$ is nonnegative and continuous on the interval $[0, 4]$.

- Graph f .

In (b)–(e), approximate the area A under f from $x = 0$ to $x = 4$ as follows:

- Partition $[0, 4]$ into four subintervals of equal width and choose u as the left endpoint of each subinterval.

- Partition $[0, 4]$ into four subintervals of equal width and choose u as the right endpoint of each subinterval.

- Partition $[0, 4]$ into eight subintervals of equal width and choose u as the left endpoint of each subinterval.

- Partition $[0, 4]$ into eight subintervals of equal width and choose u as the right endpoint of each subinterval.

- What is the actual area A ?

In Problems 41 and 42, each function f is nonnegative and continuous on the given interval.

- Graph f , indicating the area A under f from a to b .

- Approximate the area A by partitioning $[a, b]$ into three subintervals of equal width and choosing u as the left endpoint of each subinterval.

- Approximate the area A by partitioning $[a, b]$ into six subintervals of equal width and choosing u as the left endpoint of each subinterval.

- Express the area A as an integral.



- Use a graphing utility to approximate the integral.

41. $f(x) = 4 - x^2$, $[-1, 2]$

42. $f(x) = \frac{1}{x^2}$, $[1, 4]$

In Problems 43 and 44, an integral is given.

- What area does the integral represent?

- Graph the function, and shade the region represented by the integral.



- Use a graphing utility to approximate this area.

43. $\int_{-1}^3 (9 - x^2) dx$

44. $\int_{-1}^1 e^x dx$

CHAPTER
Test Prep
VIDEOS

The Chapter Test Prep Videos include step-by-step solutions to all chapter test exercises. These videos are available in MyLab™ Math, or on this text's YouTube Channel. Refer to the Preface for a link to the YouTube channel.

Chapter Test

In Problems 1–6, find each limit.

1. $\lim_{x \rightarrow 3} (-x^2 + 3x - 5)$

2. $\lim_{x \rightarrow 2^+} \frac{|x - 2|}{3x - 6}$

3. $\lim_{x \rightarrow -6} \sqrt{7 - 3x}$

4. $\lim_{x \rightarrow -1} \frac{x^2 - 4x - 5}{x^3 + 1}$

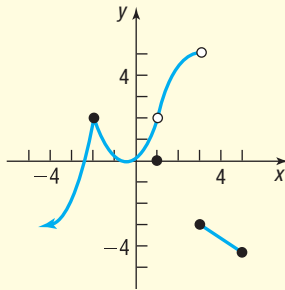
5. $\lim_{x \rightarrow 5} [(3x)(x - 2)^2]$

6. $\lim_{x \rightarrow \frac{\pi}{4}} \frac{\tan x}{1 + \cos^2 x}$

7. Determine the value for k that will make the function continuous at $c = 4$.

$$f(x) = \begin{cases} \frac{x^2 - 9}{x + 3} & \text{if } x \leq 4 \\ kx + 5 & \text{if } x > 4 \end{cases}$$

In Problems 8–12, use the graph of $y = f(x)$.



8. Investigate $\lim_{x \rightarrow 3^+} f(x)$

9. Investigate $\lim_{x \rightarrow 3^-} f(x)$

10. Investigate $\lim_{x \rightarrow 2^-} f(x)$

11. Does the graph suggest that $\lim_{x \rightarrow 1} f(x)$ exists? If so, what is it? If not, explain why not.

12. Determine whether f is continuous at each of the following numbers. If it is not, explain why not.

- (a) $x = -2$ (b) $x = 1$
(c) $x = 3$ (d) $x = 4$

13. Determine where the rational function

$$R(x) = \frac{x^3 + 6x^2 - 4x - 24}{x^2 + 5x - 14}$$

is undefined. Determine whether an asymptote or a hole appears at such numbers.

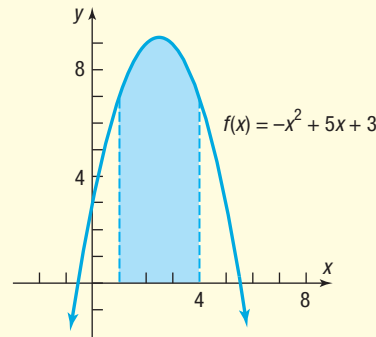
14. For the function $f(x) = 4x^2 - 11x - 3$:

- (a) Find the derivative of f at $x = 2$.
(b) Find an equation of the tangent line to the graph of f at the point $(2, -9)$.
(c) Graph f and the tangent line.

15. The function $f(x) = \sqrt{16 - x^2}$ is nonnegative and continuous on the interval $[0, 4]$.

- (a) Graph f .
(b) Partition $[0, 4]$ into eight subintervals of equal width and choose u as the left endpoint of each subinterval. Use the partition to approximate the area under the graph of f from $x = 0$ to $x = 4$.
(c) Find the exact area of the region and compare it to the approximation in part (b).

16. Write the integral that represents the shaded area. Do not attempt to evaluate.



17. An object is moving along a straight line according to some position function $s = s(t)$. The distance s (in feet) of the object, from its starting point after t seconds is given in the table. Find the average rate of change of distance from $t = 3$ to $t = 6$ seconds.

t	s
0	0
1	2.5
2	14
3	31
4	49
5	89
6	137
7	173
8	240

Chapter Projects



- I. World Population** Thomas Malthus believed that “population, when unchecked, increases in a geometrical progression of such nature as to double itself every twenty-five years.” However, the growth of population is limited because the resources available to us are limited in supply. If Malthus’ conjecture were true, geometric growth of the world’s population would imply that

$$\frac{P_t}{P_{t-1}} = r + 1, \text{ where } r \text{ is the growth rate}$$

- Using *world population data* and a graphing utility, find the logistic growth function of best fit, treating the year as the independent variable. Let $t = 0$ represent 1950, $t = 1$ represent 1951, and so on, until you have entered all the years and the corresponding populations up to the current year.
- Graph $Y_1 = f(t)$, where $f(t)$ represents the logistic growth function of best fit found in **1**.
- Approximate the instantaneous rate of growth of population in 1960 using the derivative function on a graphing utility.
- Use the result from **3** to predict the population in 1961. What was the actual population in 1961?
- Approximate the instantaneous growth of population in 1970, 1980, 1990, 2000, and 2010. What is happening to the instantaneous growth rate as time passes? Is Malthus’ contention of a geometric growth rate accurate?
- Using the MAXIMUM function on your graphing utility, determine the year in which the growth rate of the population is largest. What is happening to the growth rate in the years following the maximum? Find this point on the graph of $Y_1 = f(t)$.
- Evaluate $\lim_{t \rightarrow \infty} f(t)$. This limiting value is the carrying capacity of Earth. What is the carrying capacity of Earth?
- What do you think will happen if the population of Earth exceeds the carrying capacity? Do you think that agricultural output will continue to increase at the same rate as population growth? What effect will urban sprawl have on agricultural output?

The following projects are available on the Instructor’s Resource Center (IRC).

- Project at Motorola: Curing Rates** Engineers at Motorola use calculus to find the curing rate of a sealant.
- Finding the Profit-maximizing Level of Output** A manufacturer uses calculus to maximize profit.

This page intentionally left blank

Review

Outline

A.1 Algebra Essentials
 A.2 Geometry Essentials
 A.3 Polynomials
 A.4 Synthetic Division
 A.5 Rational Expressions

A.6 Solving Equations
 A.7 Complex Numbers; Quadratic Equations in the Complex Number System

A.8 Problem Solving: Interest, Mixture, Uniform Motion, Constant Rate Job Applications
 A.9 Interval Notation; Solving Inequalities
 A.10 n th Roots; Rational Exponents

A.1 Algebra Essentials

- OBJECTIVES**
- 1 Work with Sets (p. A1)
 - 2 Graph Inequalities (p. A4)
 - 3 Find Distance on the Real Number Line (p. A5)
 - 4 Evaluate Algebraic Expressions (p. A6)
 - 5 Determine the Domain of a Variable (p. A7)
 - 6 Use the Laws of Exponents (p. A7)
 - 7 Evaluate Square Roots (p. A9)
 - 8 Use a Calculator to Evaluate Exponents (p. A10)

1 Work with Sets

A **set** is a well-defined collection of distinct objects. The objects of a set are called its **elements**. By **well-defined**, we mean that there is a rule that enables us to determine whether a given object is an element of the set. If a set has no elements, it is called the **empty set**, or **null set**, and is denoted by the symbol \emptyset .

For example, the set of **digits** consists of the collection of numbers 0, 1, 2, 3, 4, 5, 6, 7, 8, and 9. If we use the symbol D to denote the set of digits, then we can write

$$D = \{0, 1, 2, 3, 4, 5, 6, 7, 8, 9\}$$

In this notation, the braces $\{ \}$ are used to enclose the objects, or **elements**, in the set. This method of denoting a set is called the **roster method**. A second way to denote a set is to use **set-builder notation**, where the set D of digits is written as

$$D = \{ x \mid x \text{ is a digit} \}$$

Read as "D is the set of all x such that x is a digit."

EXAMPLE 1

Using Set-builder Notation and the Roster Method

- (a) $E = \{x \mid x \text{ is an even digit}\} = \{0, 2, 4, 6, 8\}$
 (b) $O = \{x \mid x \text{ is an odd digit}\} = \{1, 3, 5, 7, 9\}$

Because the elements of a set are distinct, we never repeat elements. For example, we would never write $\{1, 2, 3, 2\}$; the correct listing is $\{1, 2, 3\}$. Because a set is a collection, the order in which the elements are listed is immaterial. $\{1, 2, 3\}$, $\{1, 3, 2\}$, $\{2, 1, 3\}$, and so on, all represent the same set.

If every element of a set A is also an element of a set B , then A is a **subset** of B , which is denoted $A \subseteq B$. If two sets A and B have the same elements, then A **equals** B , which is denoted $A = B$.

For example, $\{1, 2, 3\} \subseteq \{1, 2, 3, 4, 5\}$ and $\{1, 2, 3\} = \{2, 3, 1\}$.

DEFINITION Intersection and Union of Two Sets

If A and B are sets, the **intersection** of A with B , denoted $A \cap B$, is the set consisting of elements that belong to both A and B . The **union** of A with B , denoted $A \cup B$, is the set consisting of elements that belong to either A or B , or both.

EXAMPLE 2

Finding the Intersection and Union of Sets

Let $A = \{1, 3, 5, 8\}$, $B = \{3, 5, 7\}$, and $C = \{2, 4, 6, 8\}$. Find:

(a) $A \cap B$ (b) $A \cup B$ (c) $B \cap (A \cup C)$

Solution

(a) $A \cap B = \{1, 3, 5, 8\} \cap \{3, 5, 7\} = \{3, 5\}$

(b) $A \cup B = \{1, 3, 5, 8\} \cup \{3, 5, 7\} = \{1, 3, 5, 7, 8\}$

(c) $B \cap (A \cup C) = \{3, 5, 7\} \cap [\{1, 3, 5, 8\} \cup \{2, 4, 6, 8\}]$
 $= \{3, 5, 7\} \cap \{1, 2, 3, 4, 5, 6, 8\} = \{3, 5\}$

Now Work PROBLEM 15

Usually, in working with sets, we designate a **universal set** U , the set consisting of all the elements that we wish to consider. Once a universal set has been designated, we can consider elements of the universal set not found in a given set.

DEFINITION Complement of a Set

If A is a set, the **complement** of A , denoted \bar{A} , is the set consisting of all the elements in the universal set that are not in A .*

EXAMPLE 3

Finding the Complement of a Set

If the universal set is $U = \{1, 2, 3, 4, 5, 6, 7, 8, 9\}$ and if $A = \{1, 3, 5, 7, 9\}$, then $\bar{A} = \{2, 4, 6, 8\}$.

It follows from the definition of complement that $A \cup \bar{A} = U$ and $A \cap \bar{A} = \emptyset$. Do you see why?

Now Work PROBLEM 19

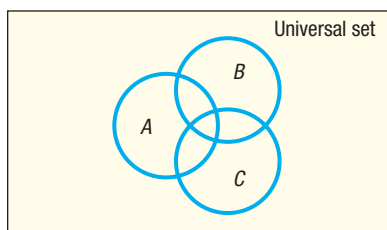
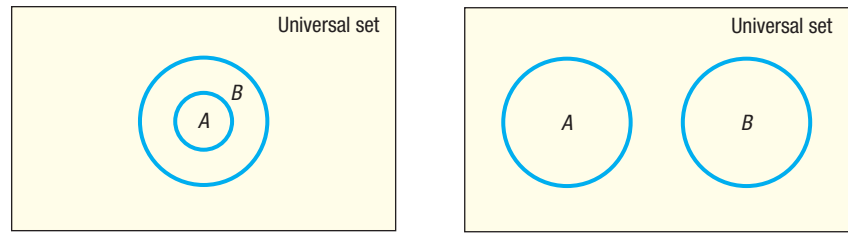


Figure 1 Venn diagram

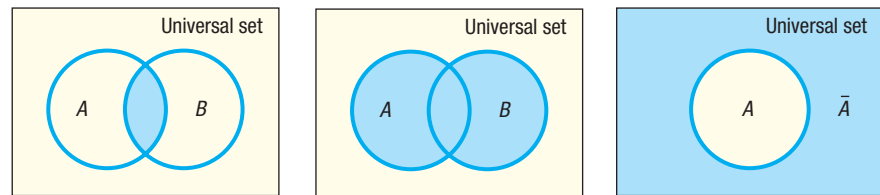
It is often helpful to draw pictures of sets. Such pictures, called **Venn diagrams**, represent sets as circles enclosed in a rectangle, which represents the universal set. Such diagrams often help us to visualize various relationships among sets. See Figure 1.

If we know that $A \subseteq B$, we might use the Venn diagram in Figure 2(a). If we know that A and B have no elements in common—that is, if $A \cap B = \emptyset$ —we might use the Venn diagram in Figure 2(b). The sets A and B in Figure 2(b) are said to be **disjoint**.

*Some texts use the notation A' or A^c for the complement of A .

**Figure 2**(a) $A \subseteq B$
subset(b) $A \cap B = \emptyset$
disjoint sets

Figures 3(a), 3(b), and 3(c) use Venn diagrams to illustrate intersection, union, and complement, respectively.

**Figure 3**(a) $A \cap B$
intersection(b) $A \cup B$
union(c) \bar{A}
complement

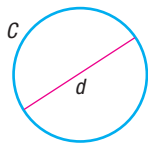
Real Numbers

Real numbers are represented by symbols such as

$$25, 0, -3, \frac{1}{2}, -\frac{5}{4}, 0.125, \sqrt{2}, \pi, \sqrt[3]{-2}, 0.666\dots$$

The set of **counting numbers**, or **natural numbers**, contains the numbers in the set $\{1, 2, 3, 4, \dots\}$. (The three dots, called an **ellipsis**, indicate that the pattern continues indefinitely.) The set of **integers** contains the numbers in the set $\{\dots, -3, -2, -1, 0, 1, 2, 3, \dots\}$. A **rational number** is a number that can be expressed as a *quotient* $\frac{a}{b}$ of two integers, where the integer b cannot be 0. Examples

of rational numbers are $\frac{3}{4}$, $\frac{5}{2}$, $\frac{0}{4}$, and $-\frac{2}{3}$. Since $\frac{a}{1} = a$ for any integer a , every integer is also a rational number. Real numbers that are not rational are called **irrational**. Examples of irrational numbers are $\sqrt{2}$ and π (the Greek letter pi), which equals the constant ratio of the circumference to the diameter of a circle. See Figure 4.

**Figure 4** $\pi = \frac{c}{d}$

Real numbers can be represented as **decimals**. Rational real numbers have decimal representations that either **terminate** or are nonterminating with **repeating** blocks of digits. For example, $\frac{3}{4} = 0.75$, which terminates; and $\frac{2}{3} = 0.666\dots$, in which the digit 6 repeats indefinitely. Irrational real numbers have decimal representations that neither repeat nor terminate. For example, $\sqrt{2} = 1.414213\dots$ and $\pi = 3.14159\dots$. In practice, the decimal representation of an irrational number is given as an approximation. We use the symbol \approx (read as “approximately equal to”) to write $\sqrt{2} \approx 1.4142$ and $\pi \approx 3.1416$.

Two frequently used properties of real numbers are given next.

Suppose that a , b , and c are real numbers.

Distributive Property

$$a \cdot (b + c) = ab + ac$$

$$(a + b) \cdot c = a \cdot c + b \cdot c$$

In Words

If a product equals 0, then one or both of the factors is 0.

Zero-Product Property

If $ab = 0$, then $a = 0$, $b = 0$, or both equal 0.

The Distributive Property can be used to remove parentheses:

$$2(x + 3) = 2x + 2 \cdot 3 = 2x + 6$$

The Zero-Product Property will be used to solve equations (Section A.6). For example, if $2x = 0$, then $2 = 0$ or $x = 0$. Since $2 \neq 0$, it follows that $x = 0$.

The Real Number Line

Real numbers can be represented by points on a line called the **real number line**. There is a one-to-one correspondence between real numbers and points on a line. That is, every real number corresponds to a point on the line, and each point on the line has a unique real number associated with it.

Pick a point on a line somewhere in the center, and label it O . This point, called the **origin**, corresponds to the real number 0. See Figure 5. The point 1 unit to the right of O corresponds to the number 1. The distance between 0 and 1 determines the **scale** of the number line. For example, the point associated with the number 2 is twice as far from O as 1. Notice that an arrowhead on the right end of the line indicates the direction in which the numbers increase. Points to the left of the origin correspond to the real numbers -1 , -2 , and so on. Figure 5 also shows the points associated with the rational numbers $-\frac{1}{2}$ and $\frac{1}{2}$ and with the irrational numbers $\sqrt{2}$ and π .

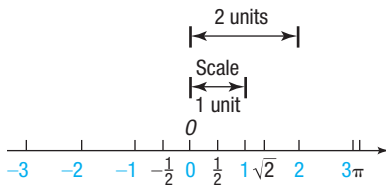


Figure 5 Real number line

DEFINITION Coordinate; Real Number Line

The real number associated with a point P is called the **coordinate** of P , and the line whose points have been assigned coordinates is called the **real number line**.

Now Work PROBLEM 23

The real number line consists of three classes of real numbers, as shown in Figure 6.

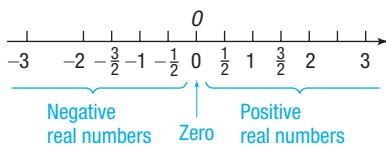


Figure 6

- The **negative real numbers** are the coordinates of points to the left of the origin O .
- The real number **zero** is the coordinate of the origin O .
- The **positive real numbers** are the coordinates of points to the right of the origin O .

2 Graph Inequalities

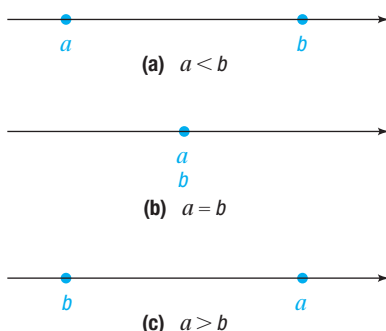


Figure 7

An important property of the real number line follows from the fact that, given two numbers a and b , either a is to the left of b , or a is at the same location as b , or a is to the right of b . See Figure 7.

If a is to the left of b , then “ a is less than b ,” which is written $a < b$. If a is to the right of b , then “ a is greater than b ,” which is written $a > b$. If a is at the same location as b , then $a = b$. If a is either less than or equal to b , then $a \leq b$. Similarly, $a \geq b$ means that a is either greater than or equal to b . Collectively, the symbols $<$, $>$, \leq , and \geq are called **inequality symbols**.

Note that $a < b$ and $b > a$ mean the same thing. It does not matter whether we write $2 < 3$ or $3 > 2$.

Furthermore, if $a < b$ or if $b > a$, then the difference $b - a$ is positive. Do you see why?

An **inequality** is a statement in which two expressions are related by an inequality symbol. The expressions are referred to as the **sides** of the inequality. Inequalities of the form $a < b$ or $b > a$ are called **strict inequalities**, whereas inequalities of the form $a \leq b$ or $b \geq a$ are called **nonstrict inequalities**.

Based on the discussion so far, we conclude that

- $a > 0$ is equivalent to a is positive
- $a < 0$ is equivalent to a is negative

We sometimes read $a > 0$ by saying that “ a is positive.” If $a \geq 0$, then either $a > 0$ or $a = 0$, and we may read this as “ a is nonnegative.”

 **Now Work** PROBLEMS 27 AND 37

EXAMPLE 4

Graphing Inequalities

- (a) On the real number line, graph all numbers x for which $x > 4$.
- (b) On the real number line, graph all numbers x for which $x \leq 5$.

Solution

- (a) See Figure 8. Notice that we use a left parenthesis to indicate that the number 4 is *not* part of the graph.
- (b) See Figure 9. Notice that we use a right bracket to indicate that the number 5 is part of the graph.

 **Now Work** PROBLEM 43

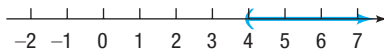


Figure 8 $x > 4$

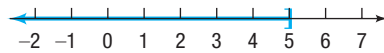


Figure 9 $x \leq 5$

3 Find Distance on the Real Number Line

The **absolute value** of a number a is the distance from 0 to a on the number line. For example, -4 is 4 units from 0, and 3 is 3 units from 0. See Figure 10. That is, the absolute value of -4 is 4, and the absolute value of 3 is 3.

A more formal definition of absolute value is given next.



Figure 10

DEFINITION Absolute Value

The **absolute value** of a real number a , denoted by the symbol $|a|$, is defined by the rules

$$|a| = a \quad \text{if } a \geq 0 \quad \text{and} \quad |a| = -a \quad \text{if } a < 0$$

For example, because $-4 < 0$, the second rule must be used to get

$$|-4| = -(-4) = 4$$

EXAMPLE 5

Computing Absolute Value

- (a) $|8| = 8$
- (b) $|0| = 0$
- (c) $|-15| = -(-15) = 15$

Look again at Figure 10. The distance from -4 to 3 is 7 units. This distance is the difference $3 - (-4)$, obtained by subtracting the smaller coordinate from the larger. However, since $|3 - (-4)| = |7| = 7$ and $|-4 - 3| = |-7| = 7$, we can use absolute value to calculate the distance between two points without being concerned about which is smaller.

DEFINITION Distance Between Two Points

If P and Q are two points on the real number line with coordinates a and b , respectively, the **distance between P and Q** , denoted by $d(P, Q)$, is

$$d(P, Q) = |b - a|$$

Since $|b - a| = |a - b|$, it follows that $d(P, Q) = d(Q, P)$.

EXAMPLE 6**Finding Distance on a Number Line**

Let P , Q , and R be points on the real number line with coordinates -5 , 7 , and -3 , respectively. Find the distance

(a) between P and Q

(b) between Q and R

Solution See Figure 11.

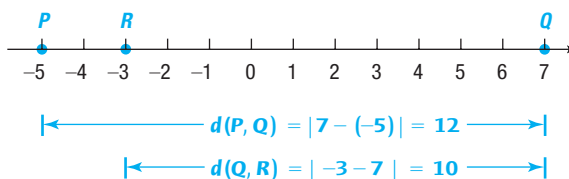


Figure 11

(a) $d(P, Q) = |7 - (-5)| = |12| = 12$

(b) $d(Q, R) = |-3 - 7| = |-10| = 10$

 **Now Work** PROBLEM 49

4 Evaluate Algebraic Expressions

Remember, in algebra we use letters such as x , y , a , b , and c to represent numbers. If a letter used is to represent *any* number from a given set of numbers, it is called a **variable**. A **constant** is either a fixed number, such as 5 or $\sqrt{3}$, or a letter that represents a fixed (possibly unspecified) number.

Constants and variables are combined using the operations of addition, subtraction, multiplication, and division to form *algebraic expressions*. Examples of algebraic expressions include

$$x + 3 \quad \frac{3}{1 - t} \quad 7x - 2y$$

To evaluate an algebraic expression, substitute a numerical value for each variable.

EXAMPLE 7**Evaluating an Algebraic Expression**

Evaluate each expression if $x = 3$ and $y = -1$.

(a) $x + 3y$ (b) $5xy$ (c) $\frac{3y}{2 - 2x}$ (d) $|-4x + y|$

Solution (a) Substitute 3 for x and -1 for y in the expression $x + 3y$.

$$x + 3y = 3 + 3(-1) = 3 + (-3) = 0$$

\uparrow
 $x = 3, y = -1$

(b) If $x = 3$ and $y = -1$, then

$$5xy = 5 \cdot 3 \cdot (-1) = -15$$

(c) If $x = 3$ and $y = -1$, then

$$\frac{3y}{2 - 2x} = \frac{3(-1)}{2 - 2 \cdot 3} = \frac{-3}{2 - 6} = \frac{-3}{-4} = \frac{3}{4}$$

(d) If $x = 3$ and $y = -1$, then

$$|-4x + y| = |-4 \cdot 3 + (-1)| = |-12 + (-1)| = |-13| = 13$$

 **Now Work** PROBLEMS 51 AND 59

5 Determine the Domain of a Variable

In working with expressions or formulas involving variables, the variables may be allowed to take on values from only a certain set of numbers. For example, in the formula for the area A of a circle of radius r , $A = \pi r^2$, the variable r is necessarily restricted to the positive real numbers. In the expression $\frac{1}{x}$, the variable x cannot take on the value 0, since division by 0 is not defined.

DEFINITION Domain of a Variable

The set of values that a variable may assume is called the **domain of the variable**.

EXAMPLE 8

Finding the Domain of a Variable

The domain of the variable x in the expression

$$\frac{5}{x - 2}$$

is $\{x | x \neq 2\}$ since, if $x = 2$, the denominator becomes 0, which is not defined.

EXAMPLE 9

Circumference of a Circle

In the formula for the circumference C of a circle of radius r ,

$$C = 2\pi r$$

the domain of the variable r , representing the radius of the circle, is the set of positive real numbers, $\{r | r > 0\}$. The domain of the variable C , representing the circumference of the circle, is also the set of positive real numbers, $\{C | C > 0\}$.

In describing the domain of a variable, we may use either set notation or words, whichever is more convenient.

 **Now Work** PROBLEM 69

6 Use the Laws of Exponents

Integer exponents provide a shorthand notation for representing repeated multiplications of a real number. For example,

$$3^4 = 3 \cdot 3 \cdot 3 \cdot 3 = 81$$

DEFINITION a^n

If a is a real number and n is a positive integer, then the symbol a^n represents the product of n factors of a . That is,

$$a^n = \underbrace{a \cdot a \cdot \dots \cdot a}_{n \text{ factors}} \quad (1)$$

WARNING Be careful with minus signs and exponents.

$$-2^4 = -1 \cdot 2^4 = -16$$

whereas

$$(-2)^4 = (-2)(-2)(-2)(-2) = 16 \quad \blacksquare$$

In the definition it is understood that $a^1 = a$. Furthermore, $a^2 = a \cdot a$, $a^3 = a \cdot a \cdot a$, and so on. In the expression a^n , a is called the **base** and n is called the **exponent**, or **power**. We read a^n as “ a raised to the power n ” or as “ a to the n th power.” We usually read a^2 as “ a squared” and a^3 as “ a cubed.”

In working with exponents, the operation of *raising to a power* is performed before any other operation. As examples,

$$4 \cdot 3^2 = 4 \cdot 9 = 36 \quad 2^2 + 3^2 = 4 + 9 = 13$$

$$-2^4 = -16 \quad 5 \cdot 3^2 + 2 \cdot 4 = 5 \cdot 9 + 2 \cdot 4 = 45 + 8 = 53$$

Parentheses are used to indicate operations to be performed first. For example,

$$(-2)^4 = (-2)(-2)(-2)(-2) = 16 \quad (2 + 3)^2 = 5^2 = 25$$

DEFINITION a^0

If $a \neq 0$, then

$$a^0 = 1$$

DEFINITION a^{-n}

If $a \neq 0$ and if n is a positive integer, then

$$a^{-n} = \frac{1}{a^n}$$

Whenever you encounter a negative exponent, think “reciprocal.”

EXAMPLE 10**Evaluating Expressions Containing Negative Exponents**

$$(a) \ 2^{-3} = \frac{1}{2^3} = \frac{1}{8} \quad (b) \ x^{-4} = \frac{1}{x^4} \quad (c) \ \left(\frac{1}{5}\right)^{-2} = \frac{1}{\left(\frac{1}{5}\right)^2} = \frac{1}{\frac{1}{25}} = 25$$

 **Now Work** PROBLEMS 87 AND 107

The following properties, called the **Laws of Exponents**, can be proved using the preceding definitions. In the list, a and b are real numbers, and m and n are integers.

THEOREM Laws of Exponents

$$\begin{aligned} a^m a^n &= a^{m+n} & (a^m)^n &= a^{mn} & (ab)^n &= a^n b^n \\ \frac{a^m}{a^n} &= a^{m-n} = \frac{1}{a^{n-m}} \text{ if } a \neq 0 & \left(\frac{a}{b}\right)^n &= \frac{a^n}{b^n} \text{ if } b \neq 0 \end{aligned}$$

EXAMPLE 11**Using the Laws of Exponents**

Write each expression so that all exponents are positive.

$$(a) \frac{x^5 y^{-2}}{x^3 y} \quad x \neq 0, \quad y \neq 0 \qquad (b) \left(\frac{x^{-3}}{3y^{-1}} \right)^{-2} \quad x \neq 0, \quad y \neq 0$$

Solution

$$(a) \frac{x^5 y^{-2}}{x^3 y} = \frac{x^5}{x^3} \cdot \frac{y^{-2}}{y} = x^{5-3} \cdot y^{-2-1} = x^2 y^{-3} = x^2 \cdot \frac{1}{y^3} = \frac{x^2}{y^3}$$

$$(b) \left(\frac{x^{-3}}{3y^{-1}} \right)^{-2} = \frac{(x^{-3})^{-2}}{(3y^{-1})^{-2}} = \frac{x^6}{3^{-2}(y^{-1})^{-2}} = \frac{x^6}{\frac{1}{9}y^2} = \frac{9x^6}{y^2}$$

NOTE Always write the final answer using positive exponents. ■ **Now Work** PROBLEMS 89 AND 99**7 Evaluate Square Roots****In Words**

$\sqrt{36}$ means “what is the nonnegative number whose square is 36?”

A real number is squared when it is raised to the power 2. The inverse of squaring is finding a **square root**. For example, since $6^2 = 36$ and $(-6)^2 = 36$, the numbers 6 and -6 are square roots of 36.

The symbol $\sqrt{\quad}$, called a **radical sign**, is used to denote the **principal**, or nonnegative, square root. For example, $\sqrt{36} = 6$.

DEFINITION Principal Square Root

If a is a nonnegative real number, the nonnegative number b for which $b^2 = a$ is the **principal square root** of a , and is denoted by $b = \sqrt{a}$.

The following comments are noteworthy:

- Negative numbers do not have square roots (in the real number system), because the square of any real number is *nonnegative*. For example, $\sqrt{-4}$ is not a real number, because there is no real number whose square is -4 .
- The principal square root of 0 is 0, since $0^2 = 0$. That is, $\sqrt{0} = 0$.
- The principal square root of a positive number is positive.
- If $c \geq 0$, then $(\sqrt{c})^2 = c$. For example, $(\sqrt{2})^2 = 2$ and $(\sqrt{3})^2 = 3$.

EXAMPLE 12**Evaluating Square Roots**

$$(a) \sqrt{64} = 8 \qquad (b) \sqrt{\frac{1}{16}} = \frac{1}{4} \qquad (c) (\sqrt{1.4})^2 = 1.4$$

Examples 12(a) and (b) are examples of square roots of perfect squares, since $64 = 8^2$ and $\frac{1}{16} = \left(\frac{1}{4}\right)^2$.

Consider the expression $\sqrt{a^2}$. Since $a^2 \geq 0$, the principal square root of a^2 is defined whether $a > 0$ or $a < 0$. However, since the principal square root is nonnegative, we need an absolute value to ensure the nonnegative result. That is,

$$\sqrt{a^2} = |a| \quad a \text{ any real number} \qquad (2)$$

EXAMPLE 13

Using Equation (2)

(a) $\sqrt{(2.3)^2} = |2.3| = 2.3$


(b) $\sqrt{(-2.3)^2} = |-2.3| = 2.3$

(c) $\sqrt{x^2} = |x|$

 **Now Work** PROBLEM 95

Calculators and Graphing Utilities

Calculators are incapable of displaying decimals that contain a large number of digits. For example, some calculators are capable of displaying only eight digits. When a number requires more than eight digits, the calculator either truncates or rounds. To see how your calculator handles decimals, divide 2 by 3. How many digits do you see? Is the last digit a 6 or a 7? If it is a 6, your calculator truncates; if it is a 7, your calculator rounds.

There are different kinds of calculators. An **arithmetic** calculator can only add, subtract, multiply, and divide numbers; therefore, this type is not adequate for this course. **Scientific** calculators have all the capabilities of arithmetic calculators and also contain **function keys** labeled \ln , \log , \sin , \cos , \tan , x^y , inv , and so on. **Graphing** calculators have all the capabilities of scientific calculators and contain a screen on which graphs can be displayed. We use the term **graphing utility** to refer generically to all graphing calculators and computer software packages, and use the  symbol whenever a graphing utility needs to be used. In this text the use of a graphing utility is optional.

8 Use a Calculator to Evaluate Exponents

Your calculator has either a caret key, \wedge , or an x^y key, that is used for computations involving exponents.



EXAMPLE 14

Exponents on a Graphing Calculator


Evaluate: $(2.3)^5$ **Solution** Figure 12 shows the result using a TI-84 Plus C graphing calculator. **Now Work** PROBLEM 125

Figure 12

A.1 Assess Your Understanding

Concepts and Vocabulary

- A(n) _____ is a letter used in algebra to represent any number from a given set of numbers.
- On the real number line, the real number zero is the coordinate of the _____.
- An inequality of the form $a > b$ is called a(n) _____ inequality.
- In the expression 2^4 , the number 2 is called the _____ and 4 is called the _____.
- Multiple Choice** If a is a nonnegative real number, then which inequality statement best describes a ?
 (a) $a < 0$ (b) $a > 0$
 (c) $a \leq 0$ (d) $a \geq 0$
- Multiple Choice** Let a and b be nonzero real numbers and m and n be integers. Which of the following is not a law of exponents?
 (a) $\left(\frac{a}{b}\right)^n = \frac{a^n}{b^n}$ (b) $(a^m)^n = a^{m+n}$
 (c) $\frac{a^m}{a^n} = a^{m-n}$ (d) $(ab)^n = a^n b^n$
- Multiple Choice** The set of values that a variable may assume is called the _____ of the variable.
 (a) domain (b) range (c) coordinate (d) origin
- True or False** The distance between two distinct points on the real number line is always greater than zero.
- True or False** The absolute value of a real number is always greater than zero.
- True or False** The inverse of squaring is finding a square root.

Skill Building

In Problems 11–22, use $U = \text{universal set} = \{0, 1, 2, 3, 4, 5, 6, 7, 8, 9\}$, $A = \{1, 3, 4, 5, 9\}$, $B = \{2, 4, 6, 7, 8\}$, and $C = \{1, 3, 4, 6\}$ to find each set.

11. $A \cup B$

12. $A \cup C$

13. $A \cap B$

14. $A \cap C$

15. $(A \cup B) \cap C$

16. $(A \cap B) \cup C$

17. \bar{A}

18. \bar{C}

19. $\overline{A \cap B}$

20. $\overline{B \cup C}$

21. $\bar{A} \cup \bar{B}$

22. $\bar{B} \cap \bar{C}$

23. On the real number line, label the points with coordinates 0, 1, -1 , $\frac{5}{2}$, -2.5 , $\frac{3}{4}$, and 0.25.

24. Repeat Problem 23 for the coordinates 0, -2 , 2, -1.5 , $\frac{3}{2}$, $\frac{1}{3}$, and $\frac{2}{3}$.

In Problems 25–34, replace the question mark by $<$, $>$, or $=$, whichever is correct.

25. $\frac{1}{2} ? 0$

26. $5 ? 6$

27. $-1 ? -2$

28. $-3 ? -\frac{5}{2}$

29. $\pi ? 3.14$

30. $\sqrt{2} ? 1.41$

31. $\frac{1}{2} ? 0.5$

32. $\frac{1}{3} ? 0.33$

33. $\frac{2}{3} ? 0.67$

34. $\frac{1}{4} ? 0.25$

In Problems 35–40, write each statement as an inequality.

35. x is positive36. z is negative37. x is less than 238. y is greater than -5 39. x is less than or equal to 140. x is greater than or equal to 2

In Problems 41–44, graph the numbers x on the real number line.

41. $x \geq -2$

42. $x < 4$

43. $x > -1$

44. $x \leq 7$

In Problems 45–50, use the given real number line to compute each distance.



45. $d(C, D)$

46. $d(C, A)$

47. $d(D, E)$

48. $d(C, E)$

49. $d(A, E)$

50. $d(D, B)$

In Problems 51–58, evaluate each expression if $x = -2$ and $y = 3$.

51. $x + 2y$

52. $3x + y$

53. $5xy + 2$

54. $-2x + xy$

55. $\frac{2x}{x - y}$

56. $\frac{x + y}{x - y}$

57. $\frac{3x + 2y}{2 + y}$

58. $\frac{2x - 3}{y}$

In Problems 59–68, find the value of each expression if $x = 3$ and $y = -2$.

59. $|x + y|$

60. $|x - y|$

61. $|x| + |y|$

62. $|x| - |y|$

63. $\frac{|x|}{x}$

64. $\frac{|y|}{y}$

65. $|4x - 5y|$

66. $|3x + 2y|$

67. $||4x| - |5y||$

68. $3|x| + 2|y|$

In Problems 69–76, determine which of the values (a) through (d), if any, must be excluded from the domain of the variable in each expression.

(a) $x = 3$

(b) $x = 1$

(c) $x = 0$

(d) $x = -1$

69. $\frac{x^2 - 1}{x}$

70. $\frac{x^2 + 1}{x}$

71. $\frac{x}{x^2 - 9}$

72. $\frac{x}{x^2 + 9}$

73. $\frac{x^2}{x^2 + 1}$

74. $\frac{x^3}{x^2 - 1}$

75. $\frac{x^2 + 5x - 10}{x^3 - x}$

76. $\frac{-9x^2 - x + 1}{x^3 + x}$

In Problems 77–80, determine the domain of the variable x in each expression.

77. $\frac{4}{x - 5}$

78. $\frac{-6}{x + 4}$

79. $\frac{x}{x + 4}$

80. $\frac{x - 2}{x - 6}$

In Problems 81–84, use the formula $C = \frac{5}{9}(F - 32)$ for converting degrees Fahrenheit into degrees Celsius to find the Celsius measure of each Fahrenheit temperature.

81. $F = 32^\circ$

82. $F = 212^\circ$

83. $F = 77^\circ$

84. $F = -4^\circ$

In Problems 85–96, simplify each expression.

85. $(-4)^2$

86. -4^2

 87. 4^{-2}

88. -4^{-2}

 89. $3^{-6} \cdot 3^4$

90. $4^{-2} \cdot 4^3$

91. $(3^{-2})^{-1}$

92. $(2^{-1})^{-3}$

93. $\sqrt{25}$

94. $\sqrt{36}$


 95. $\sqrt{(-4)^2}$

96. $\sqrt{(-3)^2}$

In Problems 97–106, simplify each expression. Express the answer so that all exponents are positive. Whenever an exponent is 0 or negative, assume that the base is not 0.

97. $(8x^3)^2$

98. $(-4x^2)^{-1}$

 99. $(x^2y^{-1})^2$

100. $(x^{-1}y)^3$

101. $\frac{x^2y^3}{xy^4}$

102. $\frac{x^{-2}y}{xy^2}$

103. $\frac{(-2)^3x^4(yz)^2}{3^2xy^3z}$

104. $\frac{4x^{-2}(yz)^{-1}}{2^3x^4y}$

105. $\left(\frac{3x^{-1}}{4y^{-1}}\right)^{-2}$

106. $\left(\frac{5x^{-2}}{6y^{-2}}\right)^{-3}$

In Problems 107–118, find the value of each expression if $x = 2$ and $y = -1$.

 107. $2xy^{-1}$

108. $-3x^{-1}y$

109. $x^2 + y^2$

110. x^2y^2

111. $(xy)^2$

112. $(x + y)^2$

113. $\sqrt{x^2}$

114. $(\sqrt{x})^2$

115. $\sqrt{x^2 + y^2}$

116. $\sqrt{x^2} + \sqrt{y^2}$

117. x^y

118. y^x

119. Find the value of the expression $2x^3 - 3x^2 + 5x - 4$ if $x = 2$. What is the value if $x = 1$?

120. Find the value of the expression $4x^3 + 3x^2 - x + 2$ if $x = 1$. What is the value if $x = 2$?

121. What is the value of $\frac{(666)^4}{(222)^4}$?

122. What is the value of $(0.1)^3(20)^3$?

In Problems 123–130, use a calculator to evaluate each expression. Round your answer to three decimal places.

123. $(8.2)^6$

124. $(3.7)^5$

 125. $(6.1)^{-3}$

126. $(2.2)^{-5}$

127. $(-2.8)^6$

128. $-(2.8)^6$

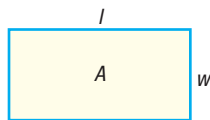
129. $(-8.11)^{-4}$

130. $-(8.11)^{-4}$

Applications and Extensions

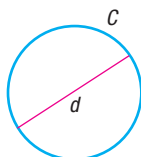
In Problems 131–140, express each statement as an equation involving the indicated variables.

131. **Area of a Rectangle** The area A of a rectangle is the product of its length l and its width w .

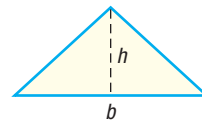


132. **Perimeter of a Rectangle** The perimeter P of a rectangle is twice the sum of its length l and its width w .

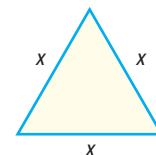
133. **Circumference of a Circle** The circumference C of a circle is the product of π and its diameter d .



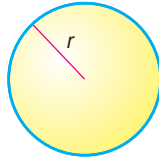
134. **Area of a Triangle** The area A of a triangle is one-half the product of its base b and its height h .



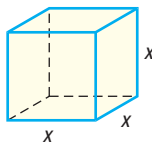
135. **Area of an Equilateral Triangle** The area A of an equilateral triangle is $\frac{\sqrt{3}}{4}$ times the square of the length x of one side.



- 136. Perimeter of an Equilateral Triangle** The perimeter P of an equilateral triangle is 3 times the length x of one side.
- 137. Volume of a Sphere** The volume V of a sphere is $\frac{4}{3}$ times π times the cube of the radius r .



- 138. Surface Area of a Sphere** The surface area S of a sphere is 4 times π times the square of the radius r .
- 139. Volume of a Cube** The volume V of a cube is the cube of the length x of a side.



- 140. Surface Area of a Cube** The surface area S of a cube is 6 times the square of the length x of a side.
- 141. Manufacturing Cost** The weekly production cost C of manufacturing x watches is given by the formula $C = 4000 + 2x$, where the variable C is in dollars.
- (a) What is the cost of producing 1000 watches?
 (b) What is the cost of producing 2000 watches?
- 142. Balancing a Checking Account** At the beginning of the month, Mike had a balance of \$210 in his checking account. During the next month, he deposited \$80, made an ATM withdrawal for \$120, made another deposit of \$25, and made two electronic payments: one for \$60 and the other for \$32. He was also assessed a monthly service charge of \$5. What was his balance at the end of the month?

In Problems 143 and 144, write an inequality using an absolute value to describe each statement.

- 143.** x is at least 6 units from 4.
144. x is more than 5 units from 2.

- 145. U.S. Voltage** In the United States, normal household voltage is 110 volts. It is acceptable for the actual voltage x to differ from normal by at most 5 volts. A formula that describes this is

$$|x - 110| \leq 5$$

- (a) Show that a voltage of 108 volts is acceptable.
 (b) Show that a voltage of 104 volts is not acceptable.

- 146. Foreign Voltage** In other countries, normal household voltage is 220 volts. It is acceptable for the actual voltage x to differ from normal by at most 8 volts. A formula that describes this is

$$|x - 220| \leq 8$$

- (a) Show that a voltage of 214 volts is acceptable.
 (b) Show that a voltage of 209 volts is not acceptable.

- 147. Making Precision Ball Bearings** The FireBall Company manufactures ball bearings for precision equipment. One of its products is a ball bearing with a stated radius of 3 centimeters (cm). Only ball bearings with a radius within 0.01 cm of this stated radius are acceptable. If x is the radius of a ball bearing, a formula describing this situation is

$$|x - 3| \leq 0.01$$

- (a) Is a ball bearing of radius $x = 2.999$ acceptable?
 (b) Is a ball bearing of radius $x = 2.89$ acceptable?

- 148. Body Temperature** Normal human body temperature is 98.6°F. A temperature x that differs from normal by at least 1.5°F is considered unhealthy. A formula that describes this is

$$|x - 98.6| \geq 1.5$$

- (a) Show that a temperature of 97°F is unhealthy.
 (b) Show that a temperature of 100°F is not unhealthy.

- 149.** Does $\frac{1}{3}$ equal 0.333? If not, which is larger? By how much?

- 150.** Does $\frac{2}{3}$ equal 0.666? If not, which is larger? By how much?

Explaining Concepts: Discussion and Writing

- 151.** Is there a positive real number “closest” to 0?
- 152. Number game** I’m thinking of a number! It lies between 1 and 10; its square is rational and lies between 1 and 10. The number is larger than π . Correct to two decimal places (that is, truncated to two decimal places), name the number. Now think of your own number, describe it, and challenge a fellow student to name it.
- 153.** Write a brief paragraph that illustrates the similarities and differences between “less than” ($<$) and “less than or equal to” (\leq).
- 154.** Give a reason why the statement $5 < 8$ is true.

A.2 Geometry Essentials

- OBJECTIVES**
- 1 Use the Pythagorean Theorem and Its Converse (p. A14)
 - 2 Know Geometry Formulas (p. A15)
 - 3 Understand Congruent Triangles and Similar Triangles (p. A16)

1 Use the Pythagorean Theorem and Its Converse

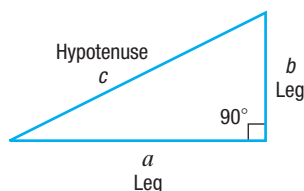


Figure 13 A right triangle

The *Pythagorean Theorem* is a statement about *right triangles*. A **right triangle** is one that contains a **right angle**—that is, an angle of 90° . The side of the triangle opposite the 90° angle is called the **hypotenuse**; the remaining two sides are called **legs**. In Figure 13 we have used c to represent the length of the hypotenuse and a and b to represent the lengths of the legs. Notice the use of the symbol \square to show the 90° angle. We now state the Pythagorean Theorem.

PYTHAGOREAN THEOREM

In a right triangle, the square of the length of the hypotenuse is equal to the sum of the squares of the lengths of the legs. That is, in the right triangle shown in Figure 13,

$$c^2 = a^2 + b^2 \quad (1)$$

EXAMPLE 1

Finding the Hypotenuse of a Right Triangle

In a right triangle, one leg has length 4 and the other has length 3. What is the length of the hypotenuse?

Solution

Since the triangle is a right triangle, we use the Pythagorean Theorem with $a = 4$ and $b = 3$ to find the length c of the hypotenuse. From equation (1),

$$\begin{aligned} c^2 &= a^2 + b^2 \\ c^2 &= 4^2 + 3^2 = 16 + 9 = 25 \\ c &= \sqrt{25} = 5 \end{aligned}$$

Now Work PROBLEM 15

The converse of the Pythagorean Theorem is also true.

CONVERSE OF THE PYTHAGOREAN THEOREM

In a triangle, if the square of the length of one side equals the sum of the squares of the lengths of the other two sides, the triangle is a right triangle. The 90° angle is opposite the longest side.

EXAMPLE 2

Verifying That a Triangle Is a Right Triangle

Show that a triangle whose sides are of lengths 5, 12, and 13 is a right triangle. Identify the hypotenuse.

Solution

Square the lengths of the sides.

$$5^2 = 25 \quad 12^2 = 144 \quad 13^2 = 169$$

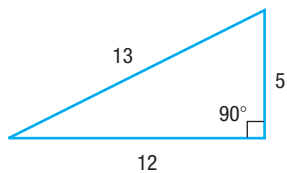


Figure 14

Notice that the sum of the first two squares (25 and 144) equals the third square (169). That is, because $5^2 + 12^2 = 13^2$, the triangle is a right triangle. The longest side, 13, is the hypotenuse. See Figure 14.

 **Now Work** PROBLEM 23

EXAMPLE 3

Applying the Pythagorean Theorem

The tallest building in the world is Burj Khalifa in Dubai, United Arab Emirates, at 2717 feet and 163 floors. The observation deck is 1483 feet above ground level. How far can a person standing on the observation deck see (with the aid of a telescope)? Use 3960 miles for the radius of Earth, and assume Earth is a sphere.

Source: Council on Tall Buildings and Urban Habitat

Solution From the center of Earth, draw two radii: one through Burj Khalifa and the other to the farthest point a person can see from the observation deck. See Figure 15. Apply the Pythagorean Theorem to the right triangle.

Since 1 mile = 5280 feet, 1483 feet = $\frac{1483}{5280}$ mile. Then

$$\begin{aligned} d^2 + (3960)^2 &= \left(3960 + \frac{1483}{5280}\right)^2 \\ d^2 &= \left(3960 + \frac{1483}{5280}\right)^2 - (3960)^2 \approx 2224.58 \\ d &\approx 47.17 \end{aligned}$$

A person can see more than 47 miles from the observation deck.

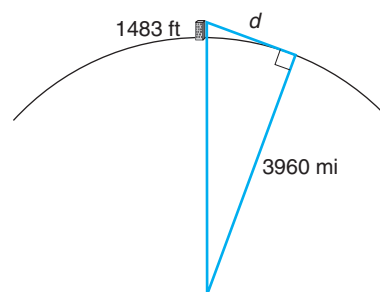



Figure 15

 **Now Work** PROBLEM 55

2 Know Geometry Formulas

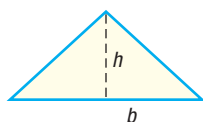
Certain formulas from geometry are useful in solving algebra problems.

For a rectangle of length l and width w ,

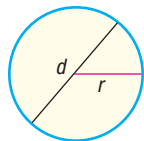


$$\text{Area} = lw \quad \text{Perimeter} = 2l + 2w$$

For a triangle with base b and altitude h ,

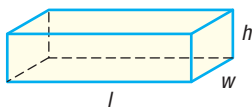


$$\text{Area} = \frac{1}{2}bh$$



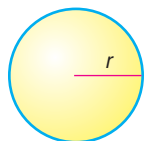
For a circle of radius r (diameter $d = 2r$),

$$\text{Area} = \pi r^2 \quad \text{Circumference} = 2\pi r = \pi d$$



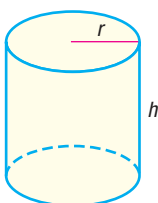
For a closed rectangular box of length l , width w , and height h ,

$$\text{Volume} = lwh \quad \text{Surface area} = 2lh + 2wh + 2lw$$



For a sphere of radius r ,

$$\text{Volume} = \frac{4}{3}\pi r^3 \quad \text{Surface area} = 4\pi r^2$$



For a closed right circular cylinder of height h and radius r ,

$$\text{Volume} = \pi r^2 h \quad \text{Surface area} = 2\pi r^2 + 2\pi rh$$

 **Now Work** PROBLEM 31

EXAMPLE 4

Using Geometry Formulas

A Christmas tree ornament is in the shape of a semicircle on top of a triangle. How many square centimeters (cm^2) of copper is required to make the ornament if the height of the triangle is 6 cm and the base is 4 cm?

Solution

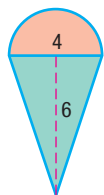



Figure 16

See Figure 16. The amount of copper required equals the shaded area. This area is the sum of the areas of the triangle and the semicircle. The triangle has height $h = 6$ and base $b = 4$. The semicircle has diameter $d = 4$, so its radius is $r = 2$.

Total area = Area of triangle + Area of semicircle

$$\begin{aligned} &= \frac{1}{2}bh + \frac{1}{2}\pi r^2 = \frac{1}{2} \cdot 4 \cdot 6 + \frac{1}{2}\pi \cdot 2^2 && b = 4; h = 6; r = 2 \\ &= 12 + 2\pi \approx 18.28 \text{ cm}^2 \end{aligned}$$

About 18.28 cm^2 of copper is required. 

 **Now Work** PROBLEM 49

3 Understand Congruent Triangles and Similar Triangles

Throughout the text we will make reference to triangles. We begin with a discussion of *congruent* triangles. According to dictionary.com, the word **congruent** means “coinciding exactly when superimposed.” For example, two angles are congruent if they have the same measure, and two line segments are congruent if they have the same length.

DEFINITION Congruent Triangles

Two triangles are **congruent** if each pair of corresponding angles have the same measure and each pair of corresponding sides are the same length.

In Figure 17, corresponding angles are equal and the corresponding sides are equal in length: $a = d$, $b = e$, and $c = f$. As a result, these triangles are congruent.

In Words

Two triangles are congruent if they have the same size and shape.

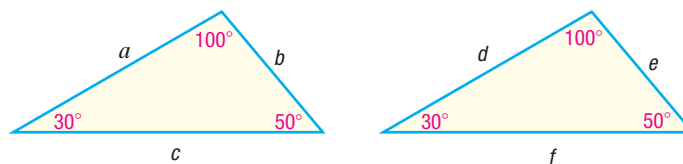


Figure 17 Congruent triangles

It is not necessary to verify that all three angles and all three sides are the same measure to determine whether two triangles are congruent.

Determining Congruent Triangles

- **Angle–Side–Angle Case** Two triangles are congruent if two of the angles are equal and the lengths of the corresponding sides between the two angles are equal.

For example, in Figure 18(a), the two triangles are congruent because two angles and the included side are equal.

- **Side–Side–Side Case** Two triangles are congruent if the lengths of the corresponding sides of the triangles are equal.

For example, in Figure 18(b), the two triangles are congruent because the three corresponding sides are all equal.

- **Side–Angle–Side Case** Two triangles are congruent if the lengths of two corresponding sides are equal and the angles between the two sides are the same.

For example, in Figure 18(c), the two triangles are congruent because two sides and the included angle are equal.

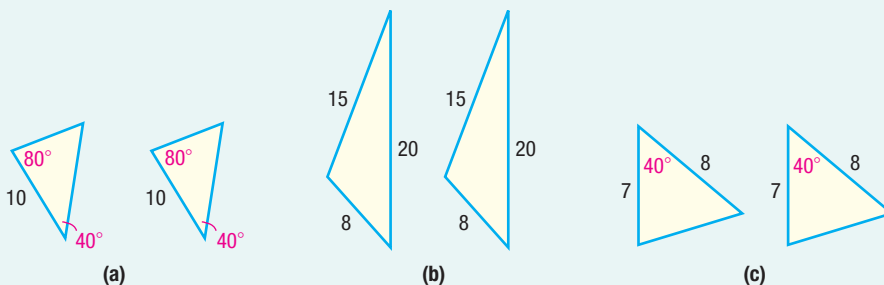


Figure 18

We contrast congruent triangles with *similar* triangles.

DEFINITION Similar Triangles

Two triangles are **similar** if the corresponding angles are equal and the lengths of the corresponding sides are proportional.

For example, the triangles in Figure 19 (on the next page) are similar because the corresponding angles are equal. In addition, the lengths of the corresponding sides are proportional because each side in the triangle on the right is twice as long as each corresponding side in the triangle on the left. That is, the ratio of the corresponding sides is a constant: $\frac{d}{a} = \frac{e}{b} = \frac{f}{c} = 2$.

In Words

Two triangles are similar if they have the same shape, but (possibly) different sizes.

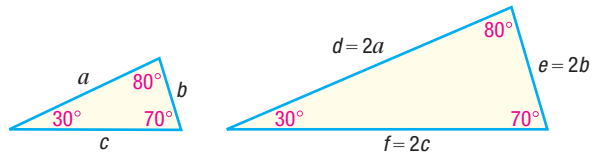


Figure 19 Similar triangles

It is not necessary to verify that all three angles are equal and all three sides are proportional to determine whether two triangles are similar.

Determining Similar Triangles

- **Angle–Angle Case** Two triangles are similar if two of the corresponding angles are equal.

For example, in Figure 20(a), the two triangles are similar because two angles are equal.

- **Side–Side–Side Case** Two triangles are similar if the lengths of all three sides of each triangle are proportional.

For example, in Figure 20(b), the two triangles are similar because

$$\frac{10}{30} = \frac{5}{15} = \frac{6}{18} = \frac{1}{3}$$

- **Side–Angle–Side Case** Two triangles are similar if two corresponding sides are proportional and the angles between the two sides are equal.

For example, in Figure 20(c), the two triangles are similar because

$$\frac{4}{6} = \frac{12}{18} = \frac{2}{3} \text{ and the angles between the sides are equal.}$$

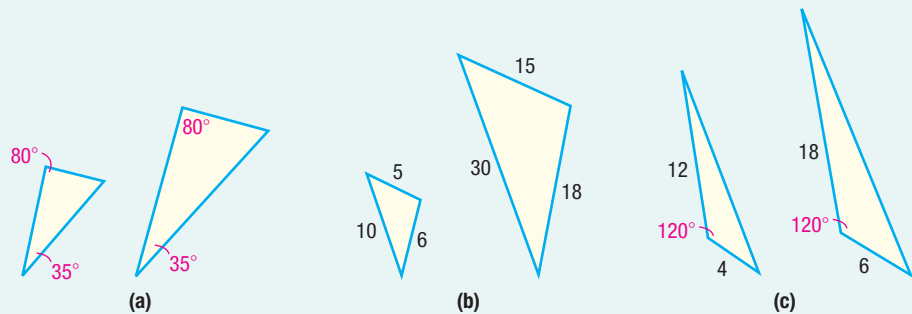


Figure 20

EXAMPLE 5

Using Similar Triangles

Given that the triangles in Figure 21 are similar, find the missing length x and the angles A , B , and C .

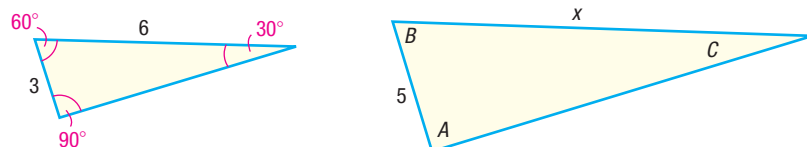


Figure 21

Solution Because the triangles are similar, corresponding angles are equal. So $A = 90^\circ$, $B = 60^\circ$, and $C = 30^\circ$. Also, the corresponding sides are proportional. That is, $\frac{3}{5} = \frac{6}{x}$. We solve this equation for x .

$$\frac{3}{5} = \frac{6}{x}$$

$$5x \cdot \frac{3}{5} = 5x \cdot \frac{6}{x} \quad \text{Multiply both sides by } 5x.$$

$$3x = 30 \quad \text{Simplify.}$$

$$x = 10 \quad \text{Divide both sides by } 3.$$

The missing length is 10 units.

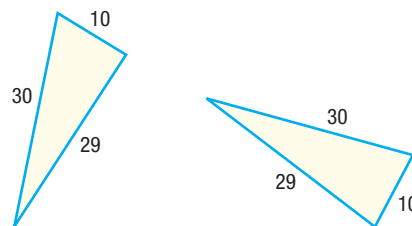
 **Now Work** PROBLEM 43

A.2 Assess Your Understanding

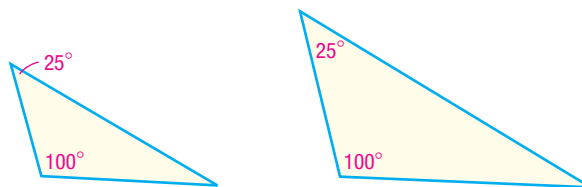
Concepts and Vocabulary

1. A(n) _____ triangle is one that contains an angle of 90 degrees. The longest side is called the _____.
2. For a triangle with base b and altitude h , a formula for the area A is _____.
3. The formula for the circumference C of a circle of radius r is _____.
4. Two triangles are _____ if corresponding angles are equal and the lengths of the corresponding sides are proportional.
5. **Multiple Choice** Which of the following is not a case for determining congruent triangles?
 - (a) Angle–Side–Angle
 - (b) Side–Angle–Side
 - (c) Angle–Angle–Angle
 - (d) Side–Side–Side
6. **Multiple Choice** Choose the formula for the volume of a sphere of radius r .
 - (a) $\frac{4}{3}\pi r^2$
 - (b) $\frac{4}{3}\pi r^3$
 - (c) $4\pi r^3$
 - (d) $4\pi r^2$
7. **True or False** In a right triangle, the square of the length of the longest side equals the sum of the squares of the lengths of the other two sides.
8. **True or False** The triangle with sides of lengths 6, 8, and 10 is a right triangle.
9. **True or False** The surface area of a sphere of radius r is $\frac{4}{3}\pi r^2$.

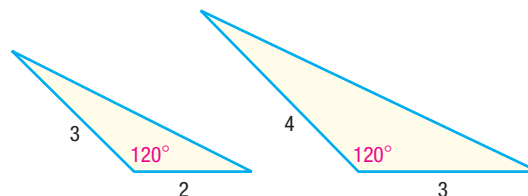
10. **True or False** The triangles shown are congruent.



11. **True or False** The triangles shown are similar.



12. **True or False** The triangles shown are similar.




Skill Building

In Problems 13–18, the lengths of the legs of a right triangle are given. Find the hypotenuse.

13. $a = 5$, $b = 12$

14. $a = 6$, $b = 8$

 15. $a = 10$, $b = 24$

16. $a = 4$, $b = 3$

17. $a = 7$, $b = 24$

18. $a = 14$, $b = 48$

In Problems 19–26, the lengths of the sides of a triangle are given. Determine which are right triangles. For those that are, identify the hypotenuse.

19. 3, 4, 5

20. 6, 8, 10

21. 4, 5, 6

22. 2, 2, 3

 23. 7, 24, 25

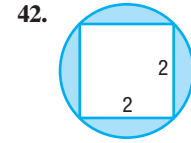
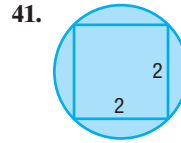
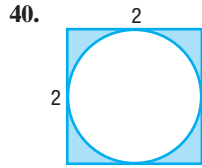
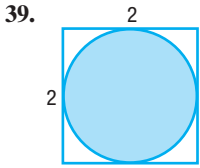
24. 10, 24, 26

25. 6, 4, 3

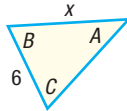
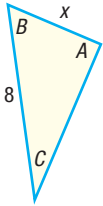
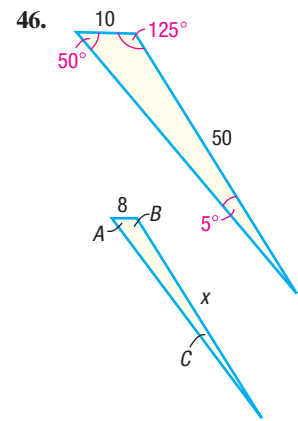
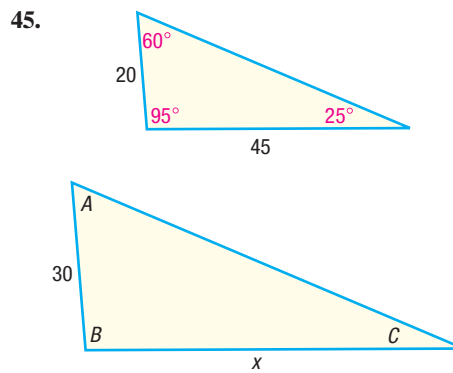
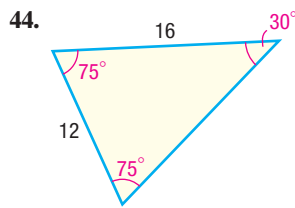
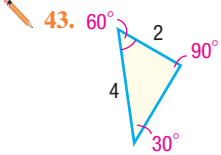
26. 5, 4, 7

27. Find the area A of a rectangle with length 6 inches and width 7 inches.
28. Find the area A of a rectangle with length 9 centimeters and width 4 centimeters.
29. Find the area A of a triangle with height 14 inches and base 4 inches.
30. Find the area A of a triangle with height 9 centimeters and base 4 centimeters.
31. Find the area A and circumference C of a circle of radius 5 meters.
32. Find the area A and circumference C of a circle of radius 2 feet.
33. Find the volume V and surface area S of a closed rectangular box with length 6 feet, width 8 feet, and height 5 feet.
34. Find the volume V and surface area S of a closed rectangular box with length 9 inches, width 4 inches, and height 8 inches.
35. Find the volume V and surface area S of a sphere of radius 5 centimeters.
36. Find the volume V and surface area S of a sphere of radius 3 feet.
37. Find the volume V and surface area S of a closed right circular cylinder with radius 9 inches and height 8 inches.
38. Find the volume V and surface area S of a closed right circular cylinder with radius 8 inches and height 9 inches.

In Problems 39–42, find the area of the shaded region.

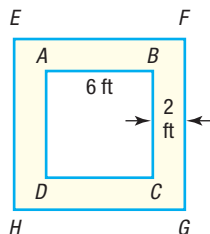


In Problems 43–46, the triangles in each pair are similar. Find the missing length x and the missing angles A , B , and C .

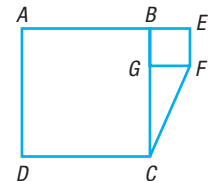


Applications and Extensions

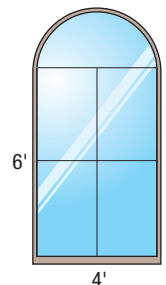
47. How many feet has a wheel with a diameter of 16 inches traveled after four revolutions?
48. How many revolutions will a circular disk with a diameter of 4 feet have completed after it has rolled 20 feet?
49. In the figure shown, $ABCD$ is a square, with each side of length 6 feet. The width of the border (shaded portion) between the outer square $EFGH$ and $ABCD$ is 2 feet. Find the area of the border.



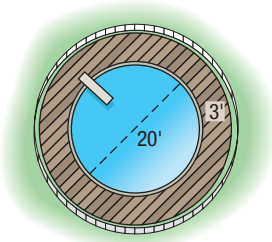
50. Refer to the figure. Square $ABCD$ has an area of 100 square feet; square $BEFG$ has an area of 16 square feet. What is the area of the triangle CGF ?



51. **Architecture** A Norman window consists of a rectangle surmounted by a semicircle. Find the area of the Norman window shown in the figure. How much wood frame is needed to enclose the window?

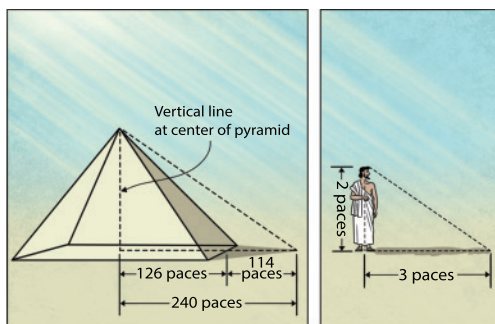


- 52. Construction** A circular swimming pool that is 20 feet in diameter is enclosed by a wooden deck that is 3 feet wide. What is the area of the deck? How much fence is required to enclose the deck?



- 53. How Tall Is the Great Pyramid?** The ancient Greek philosopher Thales of Miletus is reported on one occasion to have visited Egypt and calculated the height of the Great Pyramid of Cheops by means of shadow reckoning. Thales knew that each side of the base of the pyramid was 252 paces and that his own height was 2 paces. He measured the length of the pyramid's shadow to be 114 paces and determined the length of his shadow to be 3 paces. See the figure. Using similar triangles, determine the height of the Great Pyramid in terms of the number of paces.

Source: Diggins, Julie E, *String, Straightedge, and Shadow: The Story of Geometry*, 2003, Whole Spirit Press, <http://wholespiritpress.com>.



In Problems 55–57, use the facts that the radius of Earth is 3960 miles and $1 \text{ mile} = 5280 \text{ feet}$.

- 55. How Far Can You See?** The conning tower of the U.S.S. *Silversides*, a World War II submarine now permanently stationed in Muskegon, Michigan, is approximately 20 feet above sea level. How far can you see from the conning tower?
- 56. How Far Can You See?** A person who is 6 feet tall is standing on the beach in Fort Lauderdale, Florida, and looks out onto the Atlantic Ocean. Suddenly, a ship appears on the horizon. How far is the ship from shore?
- 57. How Far Can You See?** The deck of a destroyer is 100 feet above sea level. How far can a person see from the deck? How far can a person see from the bridge, which is 150 feet above sea level?
- 58.** Suppose that m and n are positive integers with $m > n$. If $a = m^2 - n^2$, $b = 2mn$, and $c = m^2 + n^2$, show that a , b , and c are the lengths of the sides of a right triangle. (This formula can be used to find the sides of a right triangle that are integers, such as 3, 4, 5; 5, 12, 13; and so on. Such triplets of integers are called **Pythagorean triples**.)

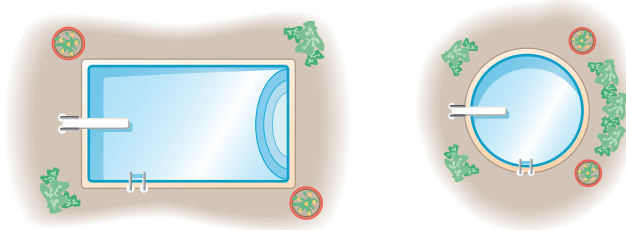
- 54. The Bermuda Triangle** Karen is doing research on the Bermuda Triangle which she defines roughly by Hamilton, Bermuda; San Juan, Puerto Rico; and Fort Lauderdale, Florida. On her atlas Karen measures the straight-line distances from Hamilton to Fort Lauderdale, Fort Lauderdale to San Juan, and San Juan to Hamilton to be approximately 57 millimeters (mm), 58 mm, and 53.5 mm, respectively. If the actual distance from Fort Lauderdale to San Juan is 1046 miles, approximate the actual distances from San Juan to Hamilton and from Hamilton to Fort Lauderdale.



Explaining Concepts: Discussion and Writing

- 59.** If the radius of a circle is doubled, does the area of the circle also double? Explain.
- 60.** If the radius of a sphere is doubled, does the volume of the sphere also double? Explain.
- 61.** You have 1000 feet of flexible pool siding and intend to construct a swimming pool. Experiment with rectangular-shaped pools with perimeters of 1000 feet. How do their areas vary? What is the shape of the rectangle with the largest area? Now compute the area enclosed by a circular pool with a perimeter (circumference) of 1000 feet. What would be your choice of shape for the pool? If rectangular,

what is your preference for dimensions? Justify your choice. If your only consideration is to have a pool that encloses the most area, what shape should you use?



62. **The Gibb's Hill Lighthouse, Southampton, Bermuda**, in operation since 1846, stands 117 feet high on a hill 245 feet high, so its beam of light is 362 feet above sea level. A brochure states that the light itself can be seen on the horizon about 26 miles distant. Verify the accuracy of this information. The brochure further states that ships 40 miles away can see the light and that planes flying at 10,000 feet can see it 120 miles away. Verify the accuracy of these statements. What assumption did the brochure make about the height of the ship?



A.3 Polynomials

- OBJECTIVES**
- 1 Recognize Monomials (p. A22)
 - 2 Recognize Polynomials (p. A23)
 - 3 Know Formulas for Special Products (p. A24)
 - 4 Divide Polynomials Using Long Division (p. A25)
 - 5 Factor Polynomials (p. A27)
 - 6 Complete the Square (p. A29)

We have described algebra as a generalization of arithmetic in which letters are used to represent real numbers. From now on, we shall use the letters at the end of the alphabet, such as x , y , and z , to represent variables and use the letters at the beginning of the alphabet, such as a , b , and c , to represent constants. In the expressions $3x + 5$ and $ax + b$, it is understood that x is a variable and that a and b are constants, even though the constants a and b are unspecified. As you will find out, the context usually makes the intended meaning clear.

1 Recognize Monomials

DEFINITION Monomial

A **monomial** in one variable is the product of a constant and a variable raised to a nonnegative integer power. A monomial is of the form

$$ax^k$$

where a is a constant, x is a variable, and $k \geq 0$ is an integer. The constant a is called the **coefficient** of the monomial. If $a \neq 0$, then k is called the **degree** of the monomial.

NOTE The nonnegative integers are the whole numbers 0, 1, 2, 3, ■

EXAMPLE 1

Examples of Monomials

Monomial	Coefficient	Degree	
$6x^2$	6	2	
$-\sqrt{2}x^3$	$-\sqrt{2}$	3	
3	3	0	Since $3 = 3 \cdot 1 = 3x^0$, $x \neq 0$
$-5x$	-5	1	Since $-5x = -5x^1$
x^4	1	4	Since $x^4 = 1 \cdot x^4$

EXAMPLE 2

Examples of Expressions that are Not Monomials

- (a) $3x^{1/2}$ is not a monomial, since the exponent of the variable x is $\frac{1}{2}$, and $\frac{1}{2}$ is not a nonnegative integer.
- (b) $4x^{-3}$ is not a monomial, since the exponent of the variable x is -3 , and -3 is not a nonnegative integer.

 **Now Work** PROBLEM 15

2 Recognize Polynomials

Two monomials with the same variable raised to the same power are called **like terms**. For example, $2x^4$ and $-5x^4$ are like terms. In contrast, the monomials $2x^3$ and $2x^5$ are not like terms.

We can add or subtract like terms using the Distributive Property. For example,

$$2x^2 + 5x^2 = (2 + 5)x^2 = 7x^2 \quad \text{and} \quad 8x^3 - 5x^3 = (8 - 5)x^3 = 3x^3$$

The sum or difference of two monomials having different degrees is called a **binomial**. The sum or difference of three monomials with three different degrees is called a **trinomial**. For example,

- $x^2 - 2$ is a binomial.
- $x^3 - 3x + 5$ is a trinomial.
- $2x^2 + 5x^2 + 2 = 7x^2 + 2$ is a binomial.

DEFINITION Polynomial

A **polynomial** in one variable is an algebraic expression of the form

$$a_n x^n + a_{n-1} x^{n-1} + \cdots + a_1 x + a_0 \quad (1)$$

where $a_n, a_{n-1}, \dots, a_1, a_0$ are constants,* called the **coefficients** of the polynomial, $n \geq 0$ is an integer, and x is a variable. If $a_n \neq 0$, it is called the **leading coefficient**, $a_n x^n$ is called the **leading term**, and n is the **degree** of the polynomial.

In Words

A polynomial is a sum of monomials.

The monomials that make up a polynomial are called its **terms**. If all of the coefficients are 0, the polynomial is called the **zero polynomial**, which has no degree.

Polynomials are usually written in **standard form**, beginning with the nonzero term of highest degree and continuing with terms in descending order according to degree. If a power of x is missing, it is because its coefficient is zero.

EXAMPLE 3

Examples of Polynomials

Polynomial	Coefficients	Degree
$-8x^3 + 4x^2 - 6x + 2$	$-8, 4, -6, 2$	3
$3x^2 - 5 = 3x^2 + 0 \cdot x - 5$	$3, 0, -5$	2
$8 - 2x + x^2 = 1 \cdot x^2 - 2x + 8$	$1, -2, 8$	2
$5x + \sqrt{2} = 5x^1 + \sqrt{2}$	$5, \sqrt{2}$	1
$3 = 3 \cdot 1 = 3 \cdot x^0$	3	0
0	0	No degree

* The notation a_n is read as “ a sub n .” The number n is called a **subscript** and should not be confused with an exponent. We use subscripts to distinguish one constant from another when a large or undetermined number of constants are required.

Although we have been using x to represent the variable, letters such as y and z are also commonly used.

- $3x^4 - x^2 + 2$ is a polynomial (in x) of degree 4.
- $9y^3 - 2y^2 + y - 3$ is a polynomial (in y) of degree 3.
- $z^5 + \pi$ is a polynomial (in z) of degree 5.

Algebraic expressions such as

$$\frac{1}{x} \quad \text{and} \quad \frac{x^2 + 1}{x + 5}$$

are not polynomials. The first is not a polynomial because $\frac{1}{x} = x^{-1}$ has an exponent that is not a nonnegative integer. The second expression is not a polynomial because the quotient cannot be simplified to a sum of monomials.

 **Now Work** PROBLEM 25

3 Know Formulas for Special Products

Certain products, which we call **special products**, occur frequently in algebra. We can calculate them easily using the **FOIL** (First, Outer, Inner, Last) method of multiplying two binomials.

$$\begin{array}{l}
 \begin{array}{c}
 \text{Outer} \\
 \text{First} \\
 \text{Inner} \\
 \text{Last}
 \end{array} \\
 (ax + b)(cx + d) = \overbrace{ax \cdot cx}^{\text{First}} + \overbrace{ax \cdot d}^{\text{Outer}} + \overbrace{b \cdot cx}^{\text{Inner}} + \overbrace{b \cdot d}^{\text{Last}} \\
 = acx^2 + adx + bcx + bd \\
 = acx^2 + (ad + bc)x + bd
 \end{array}$$

EXAMPLE 4

Using FOIL

$$(a) \quad (x - 3)(x + 3) = x^2 + 3x - 3x - 9 = x^2 - 9$$

F O I L

$$(b) \quad (x + 2)^2 = (x + 2)(x + 2) = x^2 + 2x + 2x + 4 = x^2 + 4x + 4$$

$$(c) \quad (x - 3)^2 = (x - 3)(x - 3) = x^2 - 3x - 3x + 9 = x^2 - 6x + 9$$

$$(d) \quad (x + 3)(x + 1) = x^2 + x + 3x + 3 = x^2 + 4x + 3$$

$$(e) \quad (2x + 1)(3x + 4) = 6x^2 + 8x + 3x + 4 = 6x^2 + 11x + 4$$

Notice the factors in part (a). The first binomial is a difference and the second one is a sum. Now notice that the outer product O and the inner product I are additive inverses; their sum is zero. So the product is a difference of two squares.

 **Now Work** PROBLEM 45

Some products have been given special names because of their form. The special products in equations (2), (3a), and (3b) are based on Examples 4(a), (b), and (c).

Difference of Two Squares

$$(x - a)(x + a) = x^2 - a^2 \quad (2)$$

Squares of Binomials, or Perfect Squares

$$(x + a)^2 = x^2 + 2ax + a^2 \quad (3a)$$

$$(x - a)^2 = x^2 - 2ax + a^2 \quad (3b)$$

Cubes of Binomials, or Perfect Cubes

$$(x + a)^3 = x^3 + 3ax^2 + 3a^2x + a^3 \quad (4a)$$

$$(x - a)^3 = x^3 - 3ax^2 + 3a^2x - a^3 \quad (4b)$$

Difference of Two Cubes

$$(x - a)(x^2 + ax + a^2) = x^3 - a^3 \quad (5)$$

Sum of Two Cubes

$$(x + a)(x^2 - ax + a^2) = x^3 + a^3 \quad (6)$$

 **Now Work** PROBLEMS 49, 53, AND 57

4 Divide Polynomials Using Long Division

The procedure for dividing two polynomials is similar to the procedure for dividing two integers.

EXAMPLE 5**Dividing Two Integers**

Divide 842 by 15.

Solution

$$\begin{array}{r}
 56 \quad \leftarrow \text{Quotient} \\
 \text{Divisor} \rightarrow 15 \overline{)842} \quad \leftarrow \text{Dividend} \\
 \underline{75} \quad \leftarrow 5 \cdot 15 \\
 92 \quad \leftarrow \text{Subtract and bring down the 2.} \\
 \underline{90} \quad \leftarrow 6 \cdot 15 \\
 2 \quad \leftarrow \text{Subtract; the remainder is 2.}
 \end{array}$$

$$\text{So, } \frac{842}{15} = 56 + \frac{2}{15}.$$

In the division problem detailed in Example 5, the number 15 is called the **divisor**, the number 842 is called the **dividend**, the number 56 is called the **quotient**, and the number 2 is called the **remainder**.

To check the answer obtained in a division problem, multiply the quotient by the divisor and add the remainder. The answer should be the dividend.

$$\text{Quotient} \cdot \text{Divisor} + \text{Remainder} = \text{Dividend}$$

For example, we can check the results obtained in Example 5 as follows:

$$56 \cdot 15 + 2 = 840 + 2 = 842$$

NOTE Remember, a polynomial is in standard form when its terms are written in descending powers of x . ■

To divide two polynomials, we first write each polynomial in standard form. The process then follows a pattern similar to that of Example 5. The next example illustrates the procedure.

EXAMPLE 6**Dividing Two Polynomials**

Find the quotient and the remainder when

$$3x^3 + 4x^2 + x + 7 \text{ is divided by } x^2 + 1$$

Solution

Each polynomial is in standard form. The dividend is $3x^3 + 4x^2 + x + 7$, and the divisor is $x^2 + 1$.

STEP 1: Divide the leading term of the dividend, $3x^3$, by the leading term of the divisor, x^2 . Enter the result, $3x$, over the term $3x^3$, as follows:

$$\begin{array}{r} 3x \\ x^2 + 1 \overline{) 3x^3 + 4x^2 + x + 7} \end{array}$$

STEP 2: Multiply $3x$ by $x^2 + 1$, and enter the result below the dividend.

$$\begin{array}{r} 3x \\ x^2 + 1 \overline{) 3x^3 + 4x^2 + x + 7} \\ \underline{3x^3 \quad + 3x} \\ 4x^2 - 2x + 7 \end{array} \quad \leftarrow 3x \cdot (x^2 + 1) = 3x^3 + 3x$$

↑
Align the $3x$ term under the x
to make the next step easier.

STEP 3: Subtract and bring down the remaining terms.

$$\begin{array}{r} 3x \\ x^2 + 1 \overline{) 3x^3 + 4x^2 + x + 7} \\ \underline{3x^3 \quad + 3x} \\ 4x^2 - 2x + 7 \end{array} \quad \begin{array}{l} \leftarrow \text{Subtract (change the signs and add).} \\ \leftarrow \text{Bring down the } 4x^2 \text{ and the } 7. \end{array}$$

STEP 4: Repeat Steps 1–3 using $4x^2 - 2x + 7$ as the dividend.

$$\begin{array}{r} 3x + 4 \\ x^2 + 1 \overline{) 3x^3 + 4x^2 + x + 7} \\ \underline{3x^3 \quad + 3x} \\ 4x^2 - 2x + 7 \\ \underline{4x^2 \quad + 4} \\ -2x + 3 \end{array} \quad \begin{array}{l} \leftarrow \text{Divide } 4x^2 \text{ by } x^2 \text{ to get } 4. \\ \leftarrow \text{Multiply } (x^2 + 1) \text{ by } 4; \text{ subtract.} \end{array}$$

COMMENT When the degree of the divisor is greater than the degree of the dividend, the process ends. ■

Since x^2 does not divide $-2x$ evenly (that is, the result is not a monomial), the process ends. The quotient is $3x + 4$, and the remainder is $-2x + 3$.

✓ **Check:** Quotient \cdot Divisor + Remainder

$$\begin{aligned} &= (3x + 4)(x^2 + 1) + (-2x + 3) \\ &= 3x^3 + 3x + 4x^2 + 4 - 2x + 3 \\ &= 3x^3 + 4x^2 + x + 7 = \text{Dividend} \end{aligned}$$

Then

$$\frac{3x^3 + 4x^2 + x + 7}{x^2 + 1} = 3x + 4 + \frac{-2x + 3}{x^2 + 1}$$

The next example combines the steps involved in long division. J

EXAMPLE 7

Dividing Two Polynomials

Find the quotient and the remainder when

$$x^4 - 3x^3 + 2x - 5 \text{ is divided by } x^2 - x + 1$$

Solution

In setting up this division problem, it is necessary to leave a space for the missing x^2 term in the dividend.

$$\begin{array}{r}
 x^2 - 2x - 3 \quad \leftarrow \text{Quotient} \\
 \text{Divisor } \rightarrow x^2 - x + 1 \overline{)x^4 - 3x^3 + 2x - 5} \quad \leftarrow \text{Dividend} \\
 \text{Subtract } \rightarrow - x^3 + x^2 \\
 - 2x^3 - x^2 + 2x - 5 \\
 \text{Subtract } \rightarrow - 2x^3 + 2x^2 - 2x \\
 - 3x^2 + 4x - 5 \\
 \text{Subtract } \rightarrow - 3x^2 + 3x - 3 \\
 + x - 2 \quad \leftarrow \text{Remainder}
 \end{array}$$

✓ **Check:** Quotient \cdot Divisor + Remainder

$$\begin{aligned}
 &= (x^2 - 2x - 3)(x^2 - x + 1) + x - 2 \\
 &= x^4 - x^3 + x^2 - 2x^3 + 2x^2 - 2x - 3x^2 + 3x - 3 + x - 2 \\
 &= x^4 - 3x^3 + 2x - 5 = \text{Dividend}
 \end{aligned}$$

As a result,

$$\frac{x^4 - 3x^3 + 2x - 5}{x^2 - x + 1} = x^2 - 2x - 3 + \frac{x - 2}{x^2 - x + 1}$$

The process of dividing two polynomials leads to the following result:

THEOREM

Let Q be a polynomial of positive degree, and let P be a polynomial whose degree is greater than or equal to the degree of Q . The remainder after dividing P by Q is either the zero polynomial or a polynomial whose degree is less than the degree of the divisor Q .

 **Now Work** PROBLEM 65

5 Factor Polynomials

Consider the following product:

$$(2x + 3)(x - 4) = 2x^2 - 5x - 12$$

The two polynomials on the left side are called **factors** of the polynomial on the right side. Expressing a given polynomial as a product of other polynomials—that is, finding the factors of a polynomial—is called **factoring**.

We restrict our discussion here to factoring polynomials in one variable into products of polynomials in one variable, where all coefficients are integers. We call this **factoring over the integers**.

Any polynomial can be written as the product of 1 times itself or as -1 times its additive inverse. If a polynomial cannot be written as the product of two other polynomials (excluding 1 and -1), then the polynomial is **prime**. When a polynomial has been written as a product consisting only of prime factors, it is **factored completely**. Examples of prime polynomials (over the integers) are

$$2, 3, 5, x, x + 1, x - 1, 3x + 4, x^2 + 4$$

COMMENT Over the real numbers, $3x + 4$ factors into $3(x + \frac{4}{3})$. It is the fraction $\frac{4}{3}$ that causes $3x + 4$ to be prime over the integers. ■

The first factor to look for in a factoring problem is a common monomial factor present in each term of the polynomial. If one is present, use the Distributive Property to factor it out. Continue factoring out monomial factors until none are left.

EXAMPLE 8**Identifying Common Monomial Factors**

Polynomial	Common Monomial Factor	Remaining Factor	Factored Form
$2x + 4$	2	$x + 2$	$2x + 4 = 2(x + 2)$
$3x - 6$	3	$x - 2$	$3x - 6 = 3(x - 2)$
$2x^2 - 4x + 8$	2	$x^2 - 2x + 4$	$2x^2 - 4x + 8 = 2(x^2 - 2x + 4)$
$8x - 12$	4	$2x - 3$	$8x - 12 = 4(2x - 3)$
$x^2 + x$	x	$x + 1$	$x^2 + x = x(x + 1)$
$x^3 - 3x^2$	x^2	$x - 3$	$x^3 - 3x^2 = x^2(x - 3)$
$6x^2 + 9x$	$3x$	$2x + 3$	$6x^2 + 9x = 3x(2x + 3)$

Notice that once all common monomial factors have been removed from a polynomial, the remaining factor is either a prime polynomial of degree 1 or a polynomial of degree 2 or higher. (Do you see why?)

The list of special products (2) through (6) given earlier provides a list of factoring formulas when the equations are read from right to left. For example, equation (2) states that if the polynomial is the difference of two squares, $x^2 - a^2$, it can be factored into $(x - a)(x + a)$. The following example illustrates several factoring techniques.

EXAMPLE 9**Factoring Polynomials**

Factor completely each polynomial.

- (a) $x^4 - 16$ (b) $x^3 - 1$ (c) $9x^2 - 6x + 1$
 (d) $x^2 + 4x - 12$ (e) $3x^2 + 10x - 8$ (f) $x^3 - 4x^2 + 2x - 8$

Solution

$$(a) \quad x^4 - 16 = (x^2 - 4)(x^2 + 4) = (x - 2)(x + 2)(x^2 + 4)$$

$$(b) \quad x^3 - 1 = (x - 1)(x^2 + x + 1)$$

$$(c) \quad 9x^2 - 6x + 1 = (3x - 1)^2$$

$$(d) \quad x^2 + 4x - 12 = (x + 6)(x - 2)$$

$$(e) \quad 3x^2 + 10x - 8 = (3x - 2)(x + 4)$$

$$12x - 2x = 10x$$

$$3x^2 \quad -8$$

$$(f) \quad x^3 - 4x^2 + 2x - 8 = (x^3 - 4x^2) + (2x - 8)$$

$$= x^2(x - 4) + 2(x - 4) = (x^2 + 2)(x - 4)$$

COMMENT The technique used in part (f) is called **factoring by grouping**. ■

6 Complete the Square

The idea behind completing the square in one variable is to “adjust” an expression of the form $x^2 + bx$ to make it a perfect square. Perfect squares are trinomials of the form

$$x^2 + 2ax + a^2 = (x + a)^2 \text{ or } x^2 - 2ax + a^2 = (x - a)^2$$

For example, $x^2 + 6x + 9$ is a perfect square because $x^2 + 6x + 9 = (x + 3)^2$. And $p^2 - 12p + 36$ is a perfect square because $p^2 - 12p + 36 = (p - 6)^2$.

So how do we “adjust” $x^2 + bx$ to make it a perfect square? We do it by adding a number. For example, to make $x^2 + 6x$ a perfect square, add 9. But how do we know to add 9? If we divide the coefficient of the first-degree term, 6, by 2, and then square the result, we obtain 9. This approach works in general.

Completing the Square of $x^2 + bx$

- Identify the coefficient of the first-degree term, namely b .
- Multiply b by $\frac{1}{2}$ and then square the result. That is, compute $\left(\frac{1}{2}b\right)^2$.
- Add $\left(\frac{1}{2}b\right)^2$ to $x^2 + bx$ to get $x^2 + bx + \left(\frac{1}{2}b\right)^2 = \left(x + \frac{b}{2}\right)^2$

WARNING To use $\left(\frac{1}{2}b\right)^2$ to complete the square, the coefficient of the x^2 term must be 1. ■

EXAMPLE 10

Completing the Square

Determine the number that must be added to each expression to complete the square. Then factor the expression.

Start	Add	Result	Factored Form
$y^2 + 8y$	$\left(\frac{1}{2} \cdot 8\right)^2 = 16$	$y^2 + 8y + 16$	$(y + 4)^2$
$x^2 + 12x$	$\left(\frac{1}{2} \cdot 12\right)^2 = 36$	$x^2 + 12x + 36$	$(x + 6)^2$
$a^2 - 20a$	$\left(\frac{1}{2} \cdot (-20)\right)^2 = 100$	$a^2 - 20a + 100$	$(a - 10)^2$
$p^2 - 5p$	$\left(\frac{1}{2} \cdot (-5)\right)^2 = \frac{25}{4}$	$p^2 - 5p + \frac{25}{4}$	$\left(p - \frac{5}{2}\right)^2$

Notice that the factored form of a perfect square is either

$$x^2 + bx + \left(\frac{b}{2}\right)^2 = \left(x + \frac{b}{2}\right)^2 \text{ or } x^2 - bx + \left(\frac{b}{2}\right)^2 = \left(x - \frac{b}{2}\right)^2$$

Now Work PROBLEM 125

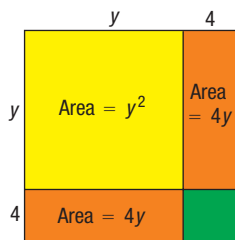


Figure 22

Are you wondering why we refer to making an expression a perfect square as “completing the square”? Look at the square in Figure 22. Its area is $(y + 4)^2$. The yellow area is y^2 and each orange area is $4y$ (for a total area of $8y$). The sum of these areas is $y^2 + 8y$. To complete the square, we need to add the area of the green region, which is $4 \cdot 4 = 16$. As a result, $y^2 + 8y + 16 = (y + 4)^2$.


A.3 Assess Your Understanding

Concepts and Vocabulary


- The polynomial $3x^4 - 2x^3 + 13x^2 - 5$ is of degree _____. The leading coefficient is _____.
- $(x^2 - 4)(x^2 + 4) = \underline{\hspace{2cm}}$.
- $(x - 2)(x^2 + 2x + 4) = \underline{\hspace{2cm}}$.
- True or False** $4x^{-2}$ is a monomial of degree -2 .
- True or False** $(x + a)(x^2 + ax + a) = x^3 + a^3$.
- True or False** The polynomial $x^2 + 4$ is prime.
- True or False** $3x^3 - 2x^2 - 6x + 4 = (3x - 2)(x^2 + 2)$.
- To complete the square of the expression $x^2 + 5x$, you would _____ the number _____.
- To check division, the expression that is being divided, the dividend, should equal the product of the _____ and the _____ plus the _____.
- Multiple Choice** The monomials that make up a polynomial are called which of the following?
(a) terms (b) variables (c) factors (d) coefficients
- Multiple Choice** Choose the degree of the monomial $3x^4$.
(a) 3 (b) 7 (c) 4 (d) 2
- Multiple Choice** Choose the best description of $x^2 - 64$.
(a) Prime (b) Difference of two squares
(c) Difference of two cubes (d) Perfect Square
- Multiple Choice** Choose the complete factorization of $4x^2 - 8x - 60$
(a) $2(x + 3)(x - 5)$ (b) $4(x^2 - 2x - 15)$
(c) $(2x + 6)(2x - 10)$ (d) $4(x + 3)(x - 5)$
- Multiple Choice** To complete the square of $x^2 + bx$, use which of the following?
(a) $(2b)^2$ (b) $2b^2$ (c) $\left(\frac{1}{2}b\right)^2$ (d) $\frac{1}{2}b^2$

Skill Building





In Problems 15–24, tell whether the expression is a monomial. If it is, name the variable and the coefficient and give the degree of the monomial. If it is not a monomial, state why not.

- | | | | | |
|--|--------------------------|-----------------------------|--------------------|--------------------|
|  15. $2x^3$ | 16. $-4x^2$ | 17. $\frac{8}{x}$ | 18. $-2x^{-3}$ | 19. $-2x^3 + 5x^2$ |
| 20. $6x^5 - 8x^2$ | 21. $\frac{8x}{x^2 - 1}$ | 22. $-\frac{2x^2}{x^3 + 1}$ | 23. $x^2 + 2x - 5$ | 24. $3x^2 + 4$ |

In Problems 25–34, tell whether the expression is a polynomial. If it is, give its degree. If it is not, state why not.


- | | | | | |
|--|-----------------------|-----------------|-------------------------------|---|
|  25. $3x^2 - 5$ | 26. $1 - 4x$ | 27. 5 | 28. $-\pi$ | 29. $3x^2 - \frac{5}{x}$ |
| 30. $\frac{3}{x} + 2$ | 31. $2y^3 - \sqrt{2}$ | 32. $10z^2 + z$ | 33. $\frac{x^2 + 5}{x^3 - 1}$ | 34. $\frac{3x^3 + 2x - 1}{x^2 + x + 1}$ |

In Problems 35–60, add, subtract, or multiply, as indicated. Express your answer as a single polynomial in standard form.

- | | | |
|--|---|--|
| 35. $(x^2 + 4x + 5) + (3x - 3)$ | 36. $(x^3 + 3x^2 + 2) + (x^2 - 4x + 4)$ | |
| 37. $(x^3 - 2x^2 + 5x + 10) - (2x^2 - 4x + 3)$ | 38. $(x^2 - 3x - 4) - (x^3 - 3x^2 + x + 5)$ | |
| 39. $6(x^3 + x^2 - 3) - 4(2x^3 - 3x^2)$ | 40. $8(4x^3 - 3x^2 - 1) - 6(4x^3 + 8x - 2)$ | |
| 41. $9(y^2 - 3y + 4) - 6(1 - y^2)$ | 42. $8(1 - y^3) + 4(1 + y + y^2 + y^3)$ | |
| 43. $x(x^2 + x - 4)$ | 44. $4x^2(x^3 - x + 2)$ |  45. $(x + 2)(x + 4)$ |
| 46. $(x + 3)(x + 5)$ | 47. $(2x + 5)(x + 2)$ | 48. $(3x + 1)(2x + 1)$ |
|  49. $(x - 7)(x + 7)$ | 50. $(x - 1)(x + 1)$ | 51. $(2x + 3)(2x - 3)$ |
| 52. $(3x + 2)(3x - 2)$ |  53. $(x + 4)^2$ | 54. $(x - 5)^2$ |
| 55. $(2x - 3)^2$ | 56. $(3x - 4)^2$ |  57. $(x - 2)^3$ |
| 58. $(x + 1)^3$ | 59. $(2x + 1)^3$ | 60. $(3x - 2)^3$ |

In Problems 61–76, find the quotient and the remainder. Check your work by verifying that

$$\text{Quotient} \cdot \text{Divisor} + \text{Remainder} = \text{Dividend}$$

- | | |
|--|--|
| 61. $4x^3 - 3x^2 + x + 1$ divided by $x + 2$ | 62. $3x^3 - x^2 + x - 2$ divided by $x + 2$ |
| 63. $4x^3 - 3x^2 + x + 1$ divided by x^2 | 64. $3x^3 - x^2 + x - 2$ divided by x^2 |
|  65. $5x^4 - 3x^2 + x + 1$ divided by $x^2 + 2$ | 66. $5x^4 - x^2 + x - 2$ divided by $x^2 + 2$ |
| 67. $4x^5 - 3x^2 + x + 1$ divided by $2x^3 - 1$ | 68. $3x^5 - x^2 + x - 2$ divided by $3x^3 - 1$ |
| 69. $2x^4 - 3x^3 + x + 1$ divided by $2x^2 + x + 1$ | 70. $3x^4 - x^3 + x - 2$ divided by $3x^2 + x + 1$ |
| 71. $-4x^3 + x^2 - 4$ divided by $x - 1$ | 72. $-3x^4 - 2x - 1$ divided by $x - 1$ |

73. $1 - x^2 + x^4$ divided by $x^2 + x + 1$

75. $x^3 - a^3$ divided by $x - a$

74. $1 - x^2 + x^4$ divided by $x^2 - x + 1$

76. $x^5 - a^5$ divided by $x - a$

In Problems 77–124, factor completely each polynomial. If the polynomial cannot be factored, say it is prime.

77. $x^2 - 36$

78. $x^2 - 9$

79. $2 - 8x^2$

80. $3 - 27x^2$

81. $x^2 + 11x + 10$

82. $x^2 + 5x + 4$

83. $x^2 - 10x + 21$

84. $x^2 - 6x + 8$

85. $4x^2 - 8x + 32$

86. $3x^2 - 12x + 15$

87. $x^2 + 4x + 16$

88. $x^2 + 12x + 36$

89. $15 + 2x - x^2$

90. $14 + 6x - x^2$

91. $3x^2 - 12x - 36$

92. $x^3 + 8x^2 - 20x$

93. $y^4 + 11y^3 + 30y^2$

94. $3y^3 - 18y^2 - 48y$

95. $4x^2 + 12x + 9$

96. $9x^2 - 12x + 4$

97. $6x^2 + 8x + 2$

98. $8x^2 + 6x - 2$

99. $x^4 - 81$

100. $x^4 - 1$

101. $x^6 - 2x^3 + 1$

102. $x^6 + 2x^3 + 1$

103. $x^7 - x^5$

104. $x^8 - x^5$

105. $16x^2 + 24x + 9$

106. $9x^2 - 24x + 16$

107. $5 + 16x - 16x^2$

108. $5 + 11x - 16x^2$

109. $4y^2 - 16y + 15$

110. $9y^2 + 9y - 4$

111. $1 - 8x^2 - 9x^4$

112. $4 - 14x^2 - 8x^4$

113. $x(x + 3) - 6(x + 3)$

114. $5(3x - 7) + x(3x - 7)$

115. $(x + 2)^2 - 5(x + 2)$

116. $(x - 1)^2 - 2(x - 1)$

117. $(3x - 2)^3 - 27$

118. $(5x + 1)^3 - 1$

119. $3(x^2 + 10x + 25) - 4(x + 5)$

120. $7(x^2 - 6x + 9) + 5(x - 3)$

121. $x^3 + 2x^2 - x - 2$

122. $x^3 - 3x^2 - x + 3$

123. $x^4 - x^3 + x - 1$

124. $x^4 + x^3 + x + 1$

In Problems 125–130, determine the number that should be added to complete the square of each expression. Then factor each expression.

125. $x^2 + 10x$

126. $p^2 + 14p$


127. $y^2 - 6y$

128. $x^2 - 4x$

129. $x^2 - \frac{1}{2}x$

130. $x^2 + \frac{1}{3}x$

Applications and Extensions

 In Problems 131–140, expressions that occur in calculus are given. Factor completely each expression.

131. $2(3x + 4)^2 + (2x + 3) \cdot 2(3x + 4) \cdot 3$

132. $5(2x + 1)^2 + (5x - 6) \cdot 2(2x + 1) \cdot 2$

133. $2x(2x + 5) + x^2 \cdot 2$

134. $3x^2(8x - 3) + x^3 \cdot 8$

135. $2(x + 3)(x - 2)^3 + (x + 3)^2 \cdot 3(x - 2)^2$

136. $4(x + 5)^3(x - 1)^2 + (x + 5)^4 \cdot 2(x - 1)$

137. $(4x - 3)^2 + x \cdot 2(4x - 3) \cdot 4$

138. $3x^2(3x + 4)^2 + x^3 \cdot 2(3x + 4) \cdot 3$

139. $2(3x - 5) \cdot 3(2x + 1)^3 + (3x - 5)^2 \cdot 3(2x + 1)^2 \cdot 2$

140. $3(4x + 5)^2 \cdot 4(5x + 1)^2 + (4x + 5)^3 \cdot 2(5x + 1) \cdot 5$

141. Show that $x^2 + 4$ is prime.

142. Show that $x^2 + x + 1$ is prime.

Explaining Concepts: Discussion and Writing

143. Explain why the degree of the product of two nonzero polynomials equals the sum of their degrees.

144. Explain why the degree of the sum of two polynomials of different degrees equals the larger of their degrees.

145. Give a careful statement about the degree of the sum of two polynomials of the same degree.

146. Do you prefer to memorize the rule for the square of a binomial $(x + a)^2$ or to use FOIL to obtain the product? Write a brief position paper defending your choice.

147. Make up a polynomial that factors into a perfect square.

148. Explain to a fellow student what you look for first when presented with a factoring problem. What do you do next?

A.4 Synthetic Division

OBJECTIVE 1 Divide Polynomials Using Synthetic Division (p. A31)

1 Divide Polynomials Using Synthetic Division

To find the quotient as well as the remainder when a polynomial of degree 1 or higher is divided by $x - c$, a shortened version of long division, called **synthetic division**, makes the task simpler.

To see how synthetic division works, first consider long division for dividing the polynomial $2x^3 - x^2 + 3$ by $x - 3$.

$$\begin{array}{r}
 2x^2 + 5x + 15 \quad \leftarrow \text{Quotient} \\
 x - 3 \overline{) 2x^3 - x^2 + 3} \\
 \underline{2x^3 - 6x^2} \\
 5x^2 \\
 \underline{5x^2 - 15x} \\
 15x + 3 \\
 \underline{15x - 45} \\
 48 \quad \leftarrow \text{Remainder}
 \end{array}$$

✓ **Check:** Divisor \cdot Quotient + Remainder

$$\begin{aligned}
 &= (x - 3)(2x^2 + 5x + 15) + 48 \\
 &= 2x^3 + 5x^2 + 15x - 6x^2 - 15x - 45 + 48 \\
 &= 2x^3 - x^2 + 3
 \end{aligned}$$

The process of synthetic division arises from rewriting the long division in a more compact form, using simpler notation. For example, in the long division above, the terms in blue are not really necessary because they are identical to the terms directly above them. With these terms removed, we have

$$\begin{array}{r}
 2x^2 + 5x + 15 \\
 x - 3 \overline{) 2x^3 - x^2 + 3} \\
 \underline{- 6x^2} \\
 5x^2 \\
 \underline{- 15x} \\
 15x \\
 \underline{- 45} \\
 48
 \end{array}$$

Most of the x 's that appear in this process can also be removed, provided that we are careful about positioning each coefficient. In this regard, we will need to use 0 as the coefficient of x in the dividend, because that power of x is missing. Now we have

$$\begin{array}{r}
 2x^2 + 5x + 15 \\
 x - 3 \overline{) 2 } \\
 \underline{- 6} \\
 5 \\
 \underline{- 15} \\
 15 \\
 \underline{- 45} \\
 48
 \end{array}$$

We can make this display more compact by moving the lines up until the numbers in blue align horizontally.

$$\begin{array}{r}
 2x^2 + 5x + 15 \quad \text{Row 1} \\
 x - 3 \overline{) 2 } \quad \text{Row 2} \\
 \underline{- 6} \quad \text{Row 3} \\
 \quad \text{Row 4} \\
 \quad \text{Row 4}
 \end{array}$$

Because the leading coefficient of the divisor is always 1, the leading coefficient of the dividend will also be the leading coefficient of the quotient. So we place the leading coefficient of the quotient, 2, in the circled position. Now, the first three numbers in row 4 are precisely the coefficients of the quotient, and the last number

STEP 6: Repeat Steps 4 and 5 until no more entries are available in row 1.

$$\begin{array}{r} 3 \overline{)1 \quad -4 \quad 0 \quad -5} \\ \underline{ } \\ 3 \quad -3 \quad -9 \\ \underline{ } \\ 1 \end{array} \begin{array}{l} \text{Row 1} \\ \text{Row 2} \\ \text{Row 3} \end{array}$$

STEP 7: The final entry in row 3, the -14 , is the remainder; the other entries in row 3, the 1 , -1 , and -3 , are the coefficients (in descending order) of a polynomial whose degree is 1 less than that of the dividend. This is the quotient. That is,

$$\text{Quotient} = x^2 - x - 3 \quad \text{Remainder} = -14$$

 **Check:** Divisor \cdot Quotient + Remainder

$$\begin{aligned} &= (x - 3)(x^2 - x - 3) + (-14) \\ &= (x^3 - x^2 - 3x - 3x^2 + 3x + 9) + (-14) \\ &= x^3 - 4x^2 - 5 = \text{Dividend} \end{aligned}$$

Let's do an example in which all seven steps are combined.

EXAMPLE 2

Using Synthetic Division to Verify a Factor

Use synthetic division to show that $x + 3$ is a factor of

$$2x^5 + 5x^4 - 2x^3 + 2x^2 - 2x + 3$$

Solution

The divisor is $x + 3 = x - (-3)$, so place -3 to the left of the division symbol. Then the row 3 entries will be multiplied by -3 , entered in row 2, and added to row 1.

$$\begin{array}{r} -3 \overline{)2 \quad 5 \quad -2 \quad 2 \quad -2 \quad 3} \\ \underline{ } \\ -6 \quad 3 \quad -3 \quad 3 \quad -3 \\ \underline{ } \\ 2 \quad -1 \quad 1 \quad -1 \quad 1 \quad 0 \end{array} \begin{array}{l} \text{Row 1} \\ \text{Row 2} \\ \text{Row 3} \end{array}$$

Because the remainder is 0, we have

Divisor \cdot Quotient + Remainder

$$= (x + 3)(2x^4 - x^3 + x^2 - x + 1) = 2x^5 + 5x^4 - 2x^3 + 2x^2 - 2x + 3$$

As we see, $x + 3$ is a factor of $2x^5 + 5x^4 - 2x^3 + 2x^2 - 2x + 3$.

As Example 2 illustrates, the remainder after division gives information about whether the divisor is, or is not, a factor. We say more about this in Chapter 4.

 **Now Work** PROBLEMS 9 AND 19

A.4 Assess Your Understanding

Concepts and Vocabulary

- To check division, the expression that is being divided, the dividend, should equal the product of the _____ and the _____ plus the _____.
- To divide $2x^3 - 5x + 1$ by $x + 3$ using synthetic division, the first step is to write _____).
- Multiple Choice** Choose the division problem that cannot be done using synthetic division.
 - $2x^3 - 4x^2 + 6x - 8$ is divided by $x - 8$
 - $x^4 - 3$ is divided by $x + 1$
 - $x^5 + 3x^2 - 9x + 2$ is divided by $x + 10$
 - $x^4 - 5x^3 + 3x^2 - 9x + 13$ is divided by $x^2 + 5$

- Multiple Choice** Choose the correct conclusion based on the following synthetic division:

$$\begin{array}{r} -5 \overline{)2 \quad 3 \quad -38 \quad -15} \\ \underline{ } \\ -10 \quad 35 \quad 15 \\ \underline{ } \\ 2 \quad -7 \quad -3 \quad 0 \end{array}$$
 - $x + 5$ is a factor of $2x^3 + 3x^2 - 38x - 15$
 - $x - 5$ is a factor of $2x^3 + 3x^2 - 38x - 15$
 - $x + 5$ is not a factor of $2x^3 + 3x^2 - 38x - 15$
 - $x - 5$ is not a factor of $2x^3 + 3x^2 - 38x - 15$

5. True or False In using synthetic division, the divisor is always a polynomial of degree 1, whose leading coefficient is 1.

6. True or False
$$\begin{array}{r|rrrr} -2 & 5 & 3 & 2 & 1 \\ & -10 & 14 & -32 & \\ \hline & 5 & -7 & 16 & -31 \end{array}$$
 means $\frac{5x^3 + 3x^2 + 2x + 1}{x + 2} = 5x^2 - 7x + 16 + \frac{-31}{x + 2}$.

Skill Building

In Problems 7–18, use synthetic division to find the quotient and remainder when:

7. $x^3 - 7x^2 + 5x + 10$ is divided by $x - 2$

8. $x^3 + 2x^2 - 3x + 1$ is divided by $x + 1$

9. $3x^3 + 2x^2 - x + 3$ is divided by $x - 3$

10. $-4x^3 + 2x^2 - x + 1$ is divided by $x + 2$

11. $x^5 - 4x^3 + x$ is divided by $x + 3$

12. $x^4 + x^2 + 2$ is divided by $x - 2$

13. $4x^6 - 3x^4 + x^2 + 5$ is divided by $x - 1$

14. $x^5 + 5x^3 - 10$ is divided by $x + 1$

15. $0.1x^3 + 0.2x$ is divided by $x + 1.1$

16. $0.1x^2 - 0.2$ is divided by $x + 2.1$

17. $x^5 - 32$ is divided by $x - 2$

18. $x^5 + 1$ is divided by $x + 1$

In Problems 19–28, use synthetic division to determine whether $x - c$ is a factor of the given polynomial.

19. $4x^3 - 3x^2 - 8x + 4$; $x - 2$

20. $-4x^3 + 5x^2 + 8$; $x + 3$

21. $2x^4 - 6x^3 - 7x + 21$; $x - 3$

22. $4x^4 - 15x^2 - 4$; $x - 2$

23. $5x^6 + 43x^3 + 24$; $x + 2$

24. $2x^6 - 18x^4 + x^2 - 9$; $x + 3$

25. $x^5 - 16x^3 - x^2 + 19$; $x + 4$

26. $x^6 - 16x^4 + x^2 - 16$; $x + 4$

27. $3x^4 - x^3 + 6x - 2$; $x - \frac{1}{3}$

28. $3x^4 + x^3 - 3x + 1$; $x + \frac{1}{3}$

Applications and Extensions

29. Find the sum of a , b , c , and d if

$$\frac{x^3 - 2x^2 + 3x + 5}{x + 2} = ax^2 + bx + c + \frac{d}{x + 2}$$

Explaining Concepts: Discussion and Writing

30. When dividing a polynomial by $x - c$, do you prefer to use long division or synthetic division? Does the value of c make a difference to you in choosing? Give reasons.

A.5 Rational Expressions

- OBJECTIVES**
- 1 Reduce a Rational Expression to Lowest Terms (p. A35)
 - 2 Multiply and Divide Rational Expressions (p. A36)
 - 2 Add and Subtract Rational Expressions (p. A37)
 - 4 Use the Least Common Multiple Method (p. A39)
 - 5 Simplify Complex Rational Expressions (p. A40)

1 Reduce a Rational Expression to Lowest Terms

If we form the quotient of two polynomials, the result is called a **rational expression**. Some examples of rational expressions are

$$(a) \frac{x^3 + 1}{x} \quad (b) \frac{3x^2 + x - 2}{x^2 + 5} \quad (c) \frac{x}{x^2 - 1} \quad (d) \frac{xy^2}{(x - y)^2}$$

Expressions (a), (b), and (c) are rational expressions in one variable, x , whereas (d) is a rational expression in two variables, x and y .

Rational expressions are described in the same manner as rational numbers. In expression (a), the polynomial $x^3 + 1$ is the **numerator**, and x is the **denominator**. When the numerator and denominator of a rational expression contain no common factors (except 1 and -1), we say that the rational expression is **reduced to lowest terms**, or **simplified**.

The polynomial in the denominator of a rational expression cannot be equal to 0 because division by 0 is not defined. For example, for the expression $\frac{x^3 + 1}{x}$, x cannot take on the value 0. The domain of the variable x is $\{x \mid x \neq 0\}$.

A rational expression is reduced to lowest terms by factoring the numerator and the denominator completely and canceling any common factors using the Cancellation Property:

Cancellation Property

$$\frac{ac}{bc} = \frac{a}{b} \quad \text{if } b \neq 0, c \neq 0 \quad (1)$$

EXAMPLE 1

Reducing a Rational Expression to Lowest Terms

Reduce to lowest terms: $\frac{x^2 + 4x + 4}{x^2 + 3x + 2}$

Solution

Begin by factoring the numerator and the denominator.

$$x^2 + 4x + 4 = (x + 2)(x + 2)$$

$$x^2 + 3x + 2 = (x + 2)(x + 1)$$

Since a common factor, $x + 2$, appears, the original expression is not in lowest terms. To reduce it to lowest terms, use the Cancellation Property:

$$\frac{x^2 + 4x + 4}{x^2 + 3x + 2} = \frac{\cancel{(x+2)}(x+2)}{\cancel{(x+2)}(x+1)} = \frac{x+2}{x+1} \quad x \neq -2, -1$$

WARNING Use the Cancellation Property only with rational expressions written in factored form. Be sure to cancel only common factors, not common terms!

EXAMPLE 2

Reducing Rational Expressions to Lowest Terms

Reduce each rational expression to lowest terms.

(a) $\frac{x^3 - 8}{x^3 - 2x^2}$

(b) $\frac{8 - 2x}{x^2 - x - 12}$

Solution

(a) $\frac{x^3 - 8}{x^3 - 2x^2} = \frac{\cancel{(x-2)}(x^2 + 2x + 4)}{x^2 \cancel{(x-2)}} = \frac{x^2 + 2x + 4}{x^2} \quad x \neq 0, 2$

(b) $\frac{8 - 2x}{x^2 - x - 12} = \frac{2(4 - x)}{(x - 4)(x + 3)} = \frac{2(-1) \cancel{(x-4)}}{\cancel{(x-4)}(x + 3)} = \frac{-2}{x + 3} \quad x \neq -3, 4$

 **Now Work** PROBLEM 7

2 Multiply and Divide Rational Expressions

The rules for multiplying and dividing rational expressions are the same as the rules for multiplying and dividing rational numbers.

If $\frac{a}{b}$ and $\frac{c}{d}$ are two rational expressions, then

$$\frac{a}{b} \cdot \frac{c}{d} = \frac{ac}{bd} \quad \text{if } b \neq 0, d \neq 0 \quad (2)$$

$$\frac{\frac{a}{b}}{\frac{c}{d}} = \frac{a}{b} \cdot \frac{d}{c} = \frac{ad}{bc} \quad \text{if } b \neq 0, c \neq 0, d \neq 0 \quad (3)$$

In using equations (2) and (3) with rational expressions, be sure first to factor each polynomial completely so that common factors can be canceled. Leave your answer in factored form.

EXAMPLE 3

Multiplying and Dividing Rational Expressions

Perform the indicated operation and simplify the result. Leave your answer in factored form.

$$(a) \frac{x^2 - 2x + 1}{x^3 + x} \cdot \frac{4x^2 + 4}{x^2 + x - 2} \qquad (b) \frac{\frac{x+3}{x^2-4}}{\frac{x^2-x-12}{x^3-8}}$$

Solution

$$\begin{aligned} (a) \frac{x^2 - 2x + 1}{x^3 + x} \cdot \frac{4x^2 + 4}{x^2 + x - 2} &= \frac{(x-1)^2}{x(x^2+1)} \cdot \frac{4(x^2+1)}{(x+2)(x-1)} \\ &= \frac{(x-1)^{\cancel{2}}(4)(\cancel{x^2+1})}{x(\cancel{x^2+1})(x+2)(\cancel{x-1})} \\ &= \frac{4(x-1)}{x(x+2)} \quad x \neq -2, 0, 1 \end{aligned}$$

$$\begin{aligned} (b) \frac{\frac{x+3}{x^2-4}}{\frac{x^2-x-12}{x^3-8}} &= \frac{x+3}{x^2-4} \cdot \frac{x^3-8}{x^2-x-12} \\ &= \frac{x+3}{(x-2)(x+2)} \cdot \frac{(x-2)(x^2+2x+4)}{(x-4)(x+3)} \\ &= \frac{\cancel{(x+3)}(\cancel{x-2})(x^2+2x+4)}{\cancel{(x-2)}(x+2)(x-4)\cancel{(x+3)}} \\ &= \frac{x^2+2x+4}{(x+2)(x-4)} \quad x \neq -3, -2, 2, 4 \end{aligned}$$

 **Now Work** PROBLEMS 15 AND 21

In Words

To add (or subtract) two rational expressions with the same denominator, keep the common denominator and add (or subtract) the numerators.

3 Add and Subtract Rational Expressions

The rules for adding and subtracting rational expressions are the same as the rules for adding and subtracting rational numbers. If the denominators of two rational expressions to be added (or subtracted) are equal, then add (or subtract) the numerators and keep the common denominator.

If $\frac{a}{b}$ and $\frac{c}{b}$ are two rational expressions, then

$$\frac{a}{b} + \frac{c}{b} = \frac{a+c}{b} \quad \frac{a}{b} - \frac{c}{b} = \frac{a-c}{b} \quad \text{if } b \neq 0 \quad (4)$$

EXAMPLE 4**Adding and Subtracting Rational Expressions with Equal Denominators**

Perform the indicated operation and simplify the result. Leave your answer in factored form.

$$(a) \frac{2x^2 - 4}{2x + 5} + \frac{x + 3}{2x + 5} \quad x \neq -\frac{5}{2} \quad (b) \frac{x}{x - 3} - \frac{3x + 2}{x - 3} \quad x \neq 3$$

Solution

$$(a) \frac{2x^2 - 4}{2x + 5} + \frac{x + 3}{2x + 5} = \frac{(2x^2 - 4) + (x + 3)}{2x + 5}$$

$$= \frac{2x^2 + x - 1}{2x + 5} = \frac{(2x - 1)(x + 1)}{2x + 5}$$

$$(b) \frac{x}{x - 3} - \frac{3x + 2}{x - 3} = \frac{x - (3x + 2)}{x - 3} = \frac{x - 3x - 2}{x - 3}$$

$$= \frac{-2x - 2}{x - 3} = \frac{-2(x + 1)}{x - 3}$$

 **Now Work** PROBLEM 23

If the denominators of two rational expressions to be added or subtracted are not equal, we can use the general formulas for adding and subtracting rational expressions.

If $\frac{a}{b}$ and $\frac{c}{d}$ are two rational expressions, then

$$\frac{a}{b} + \frac{c}{d} = \frac{a \cdot d}{b \cdot d} + \frac{b \cdot c}{b \cdot d} = \frac{ad + bc}{bd} \quad \text{if } b \neq 0, d \neq 0 \quad (5a)$$

$$\frac{a}{b} - \frac{c}{d} = \frac{a \cdot d}{b \cdot d} - \frac{b \cdot c}{b \cdot d} = \frac{ad - bc}{bd} \quad \text{if } b \neq 0, d \neq 0 \quad (5b)$$

EXAMPLE 5**Adding and Subtracting Rational Expressions with Unequal Denominators**

Perform the indicated operation and simplify the result. Leave your answer in factored form.

$$(a) \frac{x - 3}{x + 4} + \frac{x}{x - 2} \quad x \neq -4, 2 \quad (b) \frac{x^2}{x^2 - 4} - \frac{1}{x} \quad x \neq -2, 0, 2$$

Solution

$$(a) \frac{x - 3}{x + 4} + \frac{x}{x - 2} = \frac{x - 3}{x + 4} \cdot \frac{x - 2}{x - 2} + \frac{x + 4}{x + 4} \cdot \frac{x}{x - 2}$$

$$\stackrel{(5a)}{=} \frac{(x - 3)(x - 2) + (x + 4)(x)}{(x + 4)(x - 2)}$$

$$= \frac{x^2 - 5x + 6 + x^2 + 4x}{(x + 4)(x - 2)} = \frac{2x^2 - x + 6}{(x + 4)(x - 2)}$$

$$\begin{aligned}
 \text{(b)} \quad \frac{x^2}{x^2 - 4} - \frac{1}{x} &= \frac{x^2}{x^2 - 4} \cdot \frac{x}{x} - \frac{x^2 - 4}{x^2 - 4} \cdot \frac{1}{x} = \frac{x^2(x) - (x^2 - 4)(1)}{(x^2 - 4) \cdot x} \\
 &\stackrel{\text{(5b)}}{=} \frac{x^3 - x^2 + 4}{x(x - 2)(x + 2)}
 \end{aligned}$$

 **Now Work** PROBLEM 25

4 Use the Least Common Multiple Method

If the denominators of two rational expressions to be added (or subtracted) have common factors, we usually do not use the general rules given by equations (5a) and (5b). Just as with fractions, we use the **least common multiple (LCM) method**. The LCM method uses the polynomial of least degree that has each denominator polynomial as a factor.

The LCM Method for Adding or Subtracting Rational Expressions

The Least Common Multiple (LCM) Method requires four steps:

STEP 1: Factor completely the polynomial in the denominator of each rational expression.

STEP 2: The LCM of the denominators is the product of each unique factor, with each of these factors raised to a power equal to the greatest number of times that the factor occurs in any denominator.

STEP 3: Write each rational expression using the LCM as the common denominator.

STEP 4: Add or subtract the rational expressions using equation (4).

We begin with an example that requires only Steps 1 and 2.

EXAMPLE 6

Finding the Least Common Multiple

Find the least common multiple of the following pair of polynomials:

$$x(x - 1)^2(x + 1) \quad \text{and} \quad 4(x - 1)(x + 1)^3$$

Solution

STEP 1: The polynomials are already factored completely as

$$x(x - 1)^2(x + 1) \quad \text{and} \quad 4(x - 1)(x + 1)^3$$

STEP 2: Start by writing the factors of the left-hand polynomial. (Or you could start with the one on the right.)

$$x(x - 1)^2(x + 1)$$

Now look at the right-hand polynomial. Its first factor, 4, does not appear in our list, so we insert it.

$$4x(x - 1)^2(x + 1)$$

The next factor, $x - 1$, is already in our list, so no change is necessary. The final factor is $(x + 1)^3$. Since our list has $x + 1$ to the first power only, we replace $x + 1$ in the list by $(x + 1)^3$. The LCM is

$$4x(x - 1)^2(x + 1)^3$$

Notice that the LCM is, in fact, the polynomial of least degree that contains $x(x - 1)^2(x + 1)$ and $4(x - 1)(x + 1)^3$ as factors.

EXAMPLE 7

Using the Least Common Multiple to Add Rational Expressions

Perform the indicated operation and simplify the result. Leave your answer in factored form.

$$\frac{x}{x^2 + 3x + 2} + \frac{2x - 3}{x^2 - 1} \quad x \neq -2, -1, 1$$

Solution **STEP 1:** Factor completely the polynomials in the denominators.

$$x^2 + 3x + 2 = (x + 2)(x + 1)$$

$$x^2 - 1 = (x - 1)(x + 1)$$

STEP 2: The LCM is $(x + 2)(x + 1)(x - 1)$. Do you see why?

STEP 3: Write each rational expression using the LCM as the denominator.

$$\frac{x}{x^2 + 3x + 2} = \frac{x}{(x + 2)(x + 1)} = \frac{x}{(x + 2)(x + 1)} \cdot \frac{x - 1}{x - 1} = \frac{x(x - 1)}{(x + 2)(x + 1)(x - 1)}$$

↑
Multiply numerator and denominator by $x - 1$ to get the LCM in the denominator.

$$\frac{2x - 3}{x^2 - 1} = \frac{2x - 3}{(x - 1)(x + 1)} = \frac{2x - 3}{(x - 1)(x + 1)} \cdot \frac{x + 2}{x + 2} = \frac{(2x - 3)(x + 2)}{(x - 1)(x + 1)(x + 2)}$$

↑
Multiply numerator and denominator by $x + 2$ to get the LCM in the denominator.

STEP 4: Now add by using equation (4).

$$\begin{aligned} \frac{x}{x^2 + 3x + 2} + \frac{2x - 3}{x^2 - 1} &= \frac{x(x - 1)}{(x + 2)(x + 1)(x - 1)} + \frac{(2x - 3)(x + 2)}{(x + 2)(x + 1)(x - 1)} \\ &= \frac{(x^2 - x) + (2x^2 + x - 6)}{(x + 2)(x + 1)(x - 1)} \\ &= \frac{3x^2 - 6}{(x + 2)(x + 1)(x - 1)} = \frac{3(x^2 - 2)}{(x + 2)(x + 1)(x - 1)} \end{aligned}$$

 **Now Work** PROBLEM 29

5 Simplify Complex Rational Expressions

When sums and/or differences of rational expressions appear as the numerator and/or denominator of a quotient, the quotient is called a **complex rational expression**.^{*} For example,

$$\frac{1 + \frac{1}{x}}{1 - \frac{1}{x}} \quad \text{and} \quad \frac{\frac{x^2}{x^2 - 4} - 3}{\frac{x - 3}{x + 2} - 1}$$

are complex rational expressions. To **simplify** a complex rational expression means to write it as a rational expression reduced to lowest terms. This can be accomplished in either of two ways.

^{*}Some texts use the term **complex fraction**.

EXAMPLE 9

Simplifying a Complex Rational Expression

$$\text{Simplify: } \frac{\frac{x^2}{x-4} + 2}{\frac{2x-2}{x} - 1} \quad x \neq 0, 2, 4$$

Solution We use Option 1.

$$\begin{aligned} \frac{\frac{x^2}{x-4} + 2}{\frac{2x-2}{x} - 1} &= \frac{\frac{x^2}{x-4} + \frac{2(x-4)}{x-4}}{\frac{2x-2}{x} - \frac{x}{x}} = \frac{\frac{x^2 + 2x - 8}{x-4}}{\frac{2x-2-x}{x}} \\ &= \frac{\frac{(x+4)(x-2)}{x-4}}{\frac{x-2}{x}} = \frac{(x+4)\cancel{(x-2)}}{x-4} \cdot \frac{x}{\cancel{x-2}} \\ &= \frac{x(x+4)}{x-4} \end{aligned}$$

 **Now Work** PROBLEM 33


A.5 Assess Your Understanding

Concepts and Vocabulary

- When the numerator and denominator of a rational expression contain no common factors (except 1 and -1), the rational expression is in _____.
- LCM is an abbreviation for _____.
- True or False** The rational expression $\frac{2x^3 - 4x}{x - 2}$ is reduced to lowest terms.
- True or False** The LCM of $2x^3 + 6x^2$ and $6x^4 + 4x^3$ is $4x^3(x + 1)$.
- Multiple Choice** Choose the statement that is not true. Assume $b \neq 0$, $c \neq 0$, and $d \neq 0$ as necessary.
 - $\frac{ac}{bc} = \frac{a}{b}$
 - $\frac{a}{b} + \frac{c}{b} = \frac{a+c}{b}$
 - $\frac{a}{b} - \frac{c}{d} = \frac{ad-bc}{bd}$
 - $\frac{\frac{a}{b}}{\frac{c}{d}} = \frac{ac}{bd}$
- Multiple Choice** Choose the rational expression that simplifies to -1 .
 - $\frac{a-b}{b-a}$
 - $\frac{a-b}{a-b}$
 - $\frac{a+b}{a-b}$
 - $\frac{b-a}{b+a}$

Skill Building

In Problems 7–14, reduce each rational expression to lowest terms.

 7. $\frac{3x+9}{x^2-9}$

8. $\frac{4x^2+8x}{12x+24}$

9. $\frac{x^2-2x}{3x-6}$

10. $\frac{15x^2+24x}{3x^2}$


11. $\frac{24x^2}{12x^2-6x}$

12. $\frac{x^2+4x+4}{x^2-4}$

13. $\frac{y^2-25}{2y^2-8y-10}$

14. $\frac{3y^2-y-2}{3y^2+5y+2}$

In Problems 15–36, perform the indicated operation and simplify the result. Leave your answer in factored form.

 15. $\frac{3x+6}{5x^2} \cdot \frac{x}{x^2-4}$


16. $\frac{3}{2x} \cdot \frac{x^2}{6x+10}$

17. $\frac{4x^2}{x^2-16} \cdot \frac{x^3-64}{2x}$


18. $\frac{12}{x^2+x} \cdot \frac{x^3+1}{4x-2}$

19. $\frac{\frac{8x}{x^2-1}}{\frac{10x}{x+1}}$


20. $\frac{\frac{x-2}{4x}}{\frac{x^2-4x+4}{12x}}$

 21. $\frac{\frac{4-x}{4+x}}{\frac{4x}{x^2-16}}$

22. $\frac{\frac{3+x}{3-x}}{\frac{x^2-9}{9x^3}}$

 23. $\frac{x^2}{2x-3} - \frac{4}{2x-3}$

24. $\frac{3x^2}{2x-1} - \frac{9}{2x-1}$

 25. $\frac{x}{x^2-4} + \frac{1}{x}$

26. $\frac{x-1}{x^3} + \frac{x}{x^2+1}$

27. $\frac{x}{x^2 - 7x + 6} - \frac{x}{x^2 - 2x - 24}$

28. $\frac{x}{x - 3} - \frac{x + 1}{x^2 + 5x - 24}$

29. $\frac{4x}{x^2 - 4} - \frac{2}{x^2 + x - 6}$

30. $\frac{3x}{x - 1} - \frac{x - 4}{x^2 - 2x + 1}$

31. $\frac{3}{(x - 1)^2(x + 1)} + \frac{2}{(x - 1)(x + 1)^2}$

32. $\frac{2}{(x + 2)^2(x - 1)} - \frac{6}{(x + 2)(x - 1)^2}$

33. $\frac{1 + \frac{1}{x}}{1 - \frac{1}{x}}$

34. $\frac{4 + \frac{1}{x^2}}{3 - \frac{1}{x^2}}$

35. $\frac{\frac{x - 2}{x + 2} + \frac{x - 1}{x + 1}}{\frac{x}{x + 1} - \frac{2x - 3}{x}}$

36. $\frac{\frac{2x + 5}{x} - \frac{x}{x - 3}}{\frac{x^2}{x - 3} - \frac{(x + 1)^2}{x + 3}}$

Applications and Extensions

 In Problems 37–44, expressions that occur in calculus are given. Reduce each expression to lowest terms.

37. $\frac{(2x + 3) \cdot 3 - (3x - 5) \cdot 2}{(3x - 5)^2}$

38. $\frac{(4x + 1) \cdot 5 - (5x - 2) \cdot 4}{(5x - 2)^2}$

39. $\frac{x \cdot 2x - (x^2 + 1) \cdot 1}{(x^2 + 1)^2}$

40. $\frac{x \cdot 2x - (x^2 - 4) \cdot 1}{(x^2 - 4)^2}$

41. $\frac{(3x + 1) \cdot 2x - x^2 \cdot 3}{(3x + 1)^2}$

42. $\frac{(2x - 5) \cdot 3x^2 - x^3 \cdot 2}{(2x - 5)^2}$

43. $\frac{(x^2 + 1) \cdot 3 - (3x + 4) \cdot 2x}{(x^2 + 1)^2}$

44. $\frac{(x^2 + 9) \cdot 2 - (2x - 5) \cdot 2x}{(x^2 + 9)^2}$

45. The Lensmaker's Equation The focal length f of a lens with index of refraction n is

$$\frac{1}{f} = (n - 1) \left[\frac{1}{R_1} + \frac{1}{R_2} \right]$$

where R_1 and R_2 are the radii of curvature of the front and back surfaces of the lens. Express f as a rational expression. Evaluate the rational expression for $n = 1.5$, $R_1 = 0.1$ meter, and $R_2 = 0.2$ meter.

46. Electrical Circuits An electrical circuit contains three resistors connected in parallel. If the resistance of each is R_1 , R_2 , and R_3 ohms, respectively, their combined resistance R is given by the formula

$$\frac{1}{R} = \frac{1}{R_1} + \frac{1}{R_2} + \frac{1}{R_3}$$

Express R as a rational expression. Evaluate R for $R_1 = 5$ ohms, $R_2 = 4$ ohms, and $R_3 = 10$ ohms.

Explaining Concepts: Discussion and Writing

47. The following expressions are called **continued fractions**:

$$1 + \frac{1}{x}, \quad 1 + \frac{1}{1 + \frac{1}{x}}, \quad 1 + \frac{1}{1 + \frac{1}{1 + \frac{1}{x}}}, \quad 1 + \frac{1}{1 + \frac{1}{1 + \frac{1}{1 + \frac{1}{x}}}}, \quad \dots$$

Each simplifies to an expression of the form

$$\frac{ax + b}{bx + c}$$

Trace the successive values of a , b , and c as you “continue” the fraction. Can you discover the patterns that these values follow? Go to the library and research Fibonacci numbers. Write a report on your findings.

48. Explain to a fellow student when you would use the LCM method to add two rational expressions. Give two examples of adding two rational expressions, one in which you use the LCM and the other in which you do not.

49. Which of the two methods given in the text for simplifying complex rational expressions do you prefer? Write a brief paragraph stating the reasons for your choice.

A.6 Solving Equations

PREPARING FOR THIS SECTION Before getting started, review the following:

- Factoring Polynomials (Section A.3, pp. A27–A28)
- Square Roots (Section A.1, pp. A9–A10)
- Zero-Product Property (Section A.1, p. A4)
- Absolute Value (Section A.1, pp. A5–A6)

 **Now Work** the 'Are You Prepared?' problems on page A51.

- OBJECTIVES**
- 1 Solve Equations by Factoring (p. A46)
 - 2 Solve Equations Involving Absolute Value (p. A46)
 - 3 Solve a Quadratic Equation by Factoring (p. A47)
 - 4 Solve a Quadratic Equation by Completing the Square (p. A48)
 - 5 Solve a Quadratic Equation Using the Quadratic Formula (p. A49)

An **equation in one variable** is a statement in which two expressions, at least one containing the variable, are equal. The expressions are called the **sides** of the equation. Since an equation is a statement, it may be true or false, depending on the value of the variable. Unless otherwise restricted, the admissible values of the variable are those in the domain of the variable. These admissible values of the variable, if any, that result in a true statement are called **solutions**, or **roots**, of the equation. To **solve an equation** means to find all the solutions of the equation.

For example, the following are all equations in one variable, x :

$$x + 5 = 9 \quad x^2 + 5x = 2x - 2 \quad \frac{x^2 - 4}{x + 1} = 0 \quad \sqrt{x^2 + 9} = 5$$

The first of these statements, $x + 5 = 9$, is true when $x = 4$ and false for any other choice of x . That is, 4 is the solution of the equation $x + 5 = 9$. We also say that 4 **satisfies** the equation $x + 5 = 9$, because, when 4 is substituted for x , a true statement results.

Sometimes an equation will have more than one solution. For example, the equation

$$\frac{x^2 - 4}{x + 1} = 0$$

has -2 and 2 as solutions.

Usually, we write the solutions of an equation as a set, called the **solution set** of the equation. For example, the solution set of the equation $x^2 - 9 = 0$ is $\{-3, 3\}$.

Some equations have no real solution. For example, $x^2 + 9 = 5$ has no real solution, because there is no real number whose square, when added to 9, equals 5.

An equation that is satisfied for every value of the variable for which both sides are defined is called an **identity**. For example, the equation

$$3x + 5 = x + 3 + 2x + 2$$

is an identity, because this statement is true for any real number x .

One method for solving an equation is to replace the original equation by a succession of **equivalent equations**, equations having the same solution set, until an equation with an obvious solution is obtained.

For example, consider the following succession of equivalent equations:

$$\begin{aligned} 2x + 3 &= 13 \\ 2x &= 10 \\ x &= 5 \end{aligned}$$

We conclude that the solution set of the original equation is $\{5\}$.

How do we obtain equivalent equations? In general, there are five ways.

Procedures That Result in Equivalent Equations

- Interchange the two sides of the equation:

$$\text{Replace } 3 = x \text{ by } x = 3$$

- Simplify the sides of the equation by combining like terms, eliminating parentheses, and so on:

$$\begin{array}{l} \text{Replace } (x + 2) + 6 = 2x + (x + 1) \\ \text{by } x + 8 = 3x + 1 \end{array}$$

- Add or subtract the same expression on both sides of the equation:

$$\begin{array}{l} \text{Replace } 3x - 5 = 4 \\ \text{by } (3x - 5) + 5 = 4 + 5 \end{array}$$

- Multiply or divide both sides of the equation by the same nonzero expression:

$$\begin{array}{l} \text{Replace } \frac{3x}{x-1} = \frac{6}{x-1} \quad x \neq 1 \\ \text{by } \frac{3x}{x-1} \cdot (x-1) = \frac{6}{x-1} \cdot (x-1) \end{array}$$

- If one side of the equation is 0 and the other side can be factored, then write it as the product of factors:

$$\begin{array}{l} \text{Replace } x^2 - 3x = 0 \\ \text{by } x(x - 3) = 0 \end{array}$$

WARNING Squaring both sides of an equation does not necessarily lead to an equivalent equation. For example, $x = 3$ has one solution, but $x^2 = 9$ has two solutions, -3 and 3 . ■

Whenever it is possible to solve an equation in your head, do so. For example,

- The solution of $2x = 8$ is 4.
- The solution of $3x - 15 = 0$ is 5.

Now Work **PROBLEM 15**

EXAMPLE 1

Solving an Equation


Solve the equation: $3x - 5 = 4$

Solution

Replace the original equation by a succession of equivalent equations.

$$\begin{array}{l} 3x - 5 = 4 \\ (3x - 5) + 5 = 4 + 5 \quad \text{Add 5 to both sides.} \\ 3x = 9 \quad \text{Simplify.} \\ \frac{3x}{3} = \frac{9}{3} \quad \text{Divide both sides by 3.} \\ x = 3 \quad \text{Simplify.} \end{array}$$

The last equation, $x = 3$, has the solution 3. All these equations are equivalent, so 3 is the only solution of the original equation, $3x - 5 = 4$.

 **Check:** Check the solution by substituting 3 for x in the original equation.

$$3x - 5 = 3 \cdot 3 - 5 = 9 - 5 = 4$$

The solution checks. The solution set is $\{3\}$. J

Now Work **PROBLEMS 29 AND 35**

1 Solve Equations by Factoring

If an equation can be written as a product of factors equal to 0, use the Zero-Product Property to set each factor equal to 0 and solve the resulting equations.

EXAMPLE 2

Solving Equations by Factoring

Solve the equations: (a) $x^3 = 4x$ (b) $x^3 - x^2 - 4x + 4 = 0$

Solution (a) Begin by collecting all terms on one side. This results in 0 on one side and an expression to be factored on the other.

$$x^3 = 4x$$

$$x^3 - 4x = 0$$

$$x(x^2 - 4) = 0 \quad \text{Factor.}$$

$$x(x - 2)(x + 2) = 0 \quad \text{Factor again.}$$

$$x = 0 \quad \text{or} \quad x - 2 = 0 \quad \text{or} \quad x + 2 = 0 \quad \text{Use the Zero-Product Property.}$$

$$x = 0 \quad \text{or} \quad x = 2 \quad \text{or} \quad x = -2 \quad \text{Solve for } x.$$

✓ **Check:** $x = -2$: $(-2)^3 = -8$ and $4(-2) = -8$ **-2 is a solution.**

$x = 0$: $0^3 = 0$ and $4 \cdot 0 = 0$ **0 is a solution.**

$x = 2$: $2^3 = 8$ and $4 \cdot 2 = 8$ **2 is a solution.**

The solution set is $\{-2, 0, 2\}$.

(b) Group the terms of $x^3 - x^2 - 4x + 4 = 0$ as follows:

$$(x^3 - x^2) - (4x - 4) = 0$$

Factor out x^2 from the first grouping and 4 from the second.

$$x^2(x - 1) - 4(x - 1) = 0$$

This reveals the common factor $(x - 1)$, so

$$(x^2 - 4)(x - 1) = 0$$

$$(x - 2)(x + 2)(x - 1) = 0 \quad \text{Factor again.}$$

$$x - 2 = 0 \quad \text{or} \quad x + 2 = 0 \quad \text{or} \quad x - 1 = 0 \quad \text{Use the Zero-Product Property.}$$

$$x = 2 \quad x = -2 \quad x = 1 \quad \text{Solve for } x.$$

✓ **Check:**

$x = -2$: $(-2)^3 - (-2)^2 - 4(-2) + 4 = -8 - 4 + 8 + 4 = 0$ **-2 is a solution.**

$x = 1$: $1^3 - 1^2 - 4(1) + 4 = 1 - 1 - 4 + 4 = 0$ **1 is a solution.**

$x = 2$: $2^3 - 2^2 - 4(2) + 4 = 8 - 4 - 8 + 4 = 0$ **2 is a solution.**

The solution set is $\{-2, 1, 2\}$.

 **Now Work** PROBLEMS 39 AND 45

2 Solve Equations Involving Absolute Value

On the real number line, the absolute value of a equals the distance from the origin to the point whose coordinate is a . For example, there are two points whose distance from the origin is 5 units, -5 and 5 . So the equation $|x| = 5$ has the solution set $\{-5, 5\}$.

EXAMPLE 3

Solving an Equation Involving Absolute Value

Solve the equation: $|x + 4| = 13$

Solution

There are two possibilities:

$$\begin{aligned}x + 4 &= 13 & \text{or} & & x + 4 &= -13 \\x &= 9 & \text{or} & & x &= -17\end{aligned}$$

The solution set is $\{-17, 9\}$. **Now Work** PROBLEM 51

3 Solve a Quadratic Equation by Factoring

DEFINITION Quadratic Equation

A **quadratic equation** is an equation equivalent to one of the form

$$ax^2 + bx + c = 0 \quad (1)$$

where a , b , and c are real numbers and $a \neq 0$.A quadratic equation written in the form $ax^2 + bx + c = 0$ is said to be in **standard form**.Sometimes, a quadratic equation is called a **second-degree equation** because, when it is in standard form, the left side is a polynomial of degree 2.

When a quadratic equation is written in standard form, it may be possible to factor the expression on the left side into the product of two first-degree polynomials. Then, using the Zero-Product Property and setting each factor equal to 0, the resulting linear equations can be solved to obtain the solutions of the quadratic equation.

EXAMPLE 4

Solving a Quadratic Equation by Factoring

Solve the equation: $2x^2 = x + 3$

Solution

Put the equation $2x^2 = x + 3$ in standard form by subtracting x and 3 from both sides.

$$2x^2 = x + 3$$

$$2x^2 - x - 3 = 0 \quad \text{Subtract } x \text{ and } 3 \text{ from both sides.}$$

The left side may now be factored as

$$(2x - 3)(x + 1) = 0 \quad \text{Factor.}$$

so that

$$2x - 3 = 0 \quad \text{or} \quad x + 1 = 0 \quad \text{Use the Zero-Product Property.}$$

$$x = \frac{3}{2} \quad x = -1 \quad \text{Solve.}$$

The solution set is $\left\{-1, \frac{3}{2}\right\}$.When the left side factors into two linear equations with the same solution, the quadratic equation is said to have a **repeated solution**. This solution is also called a **root of multiplicity 2**, or a **double root**.

EXAMPLE 5**Solving a Quadratic Equation by Factoring**Solve the equation: $9x^2 - 6x + 1 = 0$ **Solution**

This equation is already in standard form, and the left side can be factored.

$$9x^2 - 6x + 1 = 0$$

$$(3x - 1)(3x - 1) = 0 \quad \text{Factor.}$$

so

$$x = \frac{1}{3} \quad \text{or} \quad x = \frac{1}{3} \quad \text{Solve for } x.$$

This equation has only the repeated solution $\frac{1}{3}$. The solution set is $\left\{\frac{1}{3}\right\}$. J **Now Work** PROBLEM 69**The Square Root Method**

Suppose that we wish to solve the quadratic equation

$$x^2 = p \quad (2)$$

where $p > 0$ is a positive number. Proceeding as in the earlier examples,

$$x^2 - p = 0 \quad \text{Put in standard form.}$$

$$(x - \sqrt{p})(x + \sqrt{p}) = 0 \quad \text{Factor (over the real numbers).}$$

$$x = \sqrt{p} \quad \text{or} \quad x = -\sqrt{p} \quad \text{Solve.}$$

We have the following result:

$$\text{If } x^2 = p \text{ and } p > 0, \text{ then } x = \sqrt{p} \text{ or } x = -\sqrt{p}. \quad (3)$$

When statement (3) is used, it is called the **Square Root Method**. In statement (3), note that if $p > 0$ the equation $x^2 = p$ has two solutions, $x = \sqrt{p}$ and $x = -\sqrt{p}$. We usually abbreviate these solutions as $x = \pm\sqrt{p}$, which is read as “ x equals plus or minus the square root of p .”

For example, the two solutions of the equation

$$x^2 = 4$$

are

$$x = \pm\sqrt{4} \quad \text{Use the Square Root Method.}$$

and, since $\sqrt{4} = 2$, we have

$$x = \pm 2$$

The solution set is $\{-2, 2\}$. **Now Work** PROBLEM 83**4 Solve a Quadratic Equation by Completing the Square****EXAMPLE 6****Solving a Quadratic Equation by Completing the Square**Solve by completing the square: $2x^2 - 8x - 5 = 0$ **Solution**

First, rewrite the equation so that the constant is on the right side.

$$2x^2 - 8x - 5 = 0$$

$$2x^2 - 8x = 5 \quad \text{Add 5 to both sides.}$$

Next, divide both sides by 2 so that the coefficient of x^2 is 1. (This enables us to complete the square at the next step.)

$$x^2 - 4x = \frac{5}{2}$$

Finally, complete the square by adding $\left[\frac{1}{2}(-4)\right]^2 = 4$ to both sides.

$$x^2 - 4x + 4 = \frac{5}{2} + 4 \quad \text{Add 4 to both sides.}$$

$$(x - 2)^2 = \frac{13}{2} \quad \text{Factor on the left; simplify on the right.}$$

$$x - 2 = \pm \sqrt{\frac{13}{2}} \quad \text{Use the Square Root Method.}$$

$$x - 2 = \pm \frac{\sqrt{26}}{2} \quad \sqrt{\frac{13}{2}} = \frac{\sqrt{13}}{\sqrt{2}} = \frac{\sqrt{13}}{\sqrt{2}} \cdot \frac{\sqrt{2}}{\sqrt{2}} = \frac{\sqrt{26}}{2}$$

$$x = 2 \pm \frac{\sqrt{26}}{2}$$

The solution set is $\left\{2 - \frac{\sqrt{26}}{2}, 2 + \frac{\sqrt{26}}{2}\right\}$.

NOTE If we wanted an approximation, say rounded to two decimal places, of these solutions, we would use a calculator to get $\{-0.55, 4.55\}$. ■

 **Now Work** PROBLEM 87

5 Solve a Quadratic Equation Using the Quadratic Formula

We can use the method of completing the square to obtain a general formula for solving any quadratic equation

$$ax^2 + bx + c = 0 \quad a \neq 0$$

As in Example 6, rearrange the terms as

$$ax^2 + bx = -c \quad a > 0$$

NOTE There is no loss in generality to assume that $a > 0$, since if $a < 0$ we can multiply by -1 to obtain an equivalent equation with a positive leading coefficient. ■

Since $a > 0$, divide both sides by a to get

$$x^2 + \frac{b}{a}x = -\frac{c}{a}$$

Now the coefficient of x^2 is 1. To complete the square on the left side, add the square of $\frac{1}{2}$ times the coefficient of x ; that is, add

$$\left(\frac{1}{2} \cdot \frac{b}{a}\right)^2 = \frac{b^2}{4a^2}$$

to both sides. Then

$$\begin{aligned} x^2 + \frac{b}{a}x + \frac{b^2}{4a^2} &= \frac{b^2}{4a^2} - \frac{c}{a} \\ \left(x + \frac{b}{2a}\right)^2 &= \frac{b^2 - 4ac}{4a^2} \quad \frac{b^2}{4a^2} - \frac{c}{a} = \frac{b^2}{4a^2} - \frac{4ac}{4a^2} = \frac{b^2 - 4ac}{4a^2} \end{aligned} \quad (4)$$

Provided that $b^2 - 4ac \geq 0$, we can now use the Square Root Method to get

$$\begin{aligned} x + \frac{b}{2a} &= \pm \sqrt{\frac{b^2 - 4ac}{4a^2}} \\ x + \frac{b}{2a} &= \frac{\pm \sqrt{b^2 - 4ac}}{2a} \end{aligned}$$

The square root of a quotient equals the quotient of the square roots.
Also, $\sqrt{4a^2} = 2a$ since $a > 0$.

(continued)

$$\begin{aligned}
 x &= -\frac{b}{2a} \pm \frac{\sqrt{b^2 - 4ac}}{2a} && \text{Add } -\frac{b}{2a} \text{ to both sides.} \\
 &= \frac{-b \pm \sqrt{b^2 - 4ac}}{2a} && \text{Combine the quotients on the right.}
 \end{aligned}$$

What if $b^2 - 4ac$ is negative? Then equation (4) states that the left expression (a real number squared) equals the right expression (a negative number). Since this is impossible for real numbers, we conclude that if $b^2 - 4ac < 0$, the quadratic equation has no *real* solution. (We discuss quadratic equations for which the quantity $b^2 - 4ac < 0$ in detail in the next section.)

THEOREM Quadratic Formula

Consider the quadratic equation

$$ax^2 + bx + c = 0 \quad a \neq 0$$

- If $b^2 - 4ac < 0$, this equation has no real solution.
- If $b^2 - 4ac \geq 0$, the real solution(s) of this equation is (are) given by the **quadratic formula**:

$$x = \frac{-b \pm \sqrt{b^2 - 4ac}}{2a} \quad (5)$$

The quantity $b^2 - 4ac$ is called the **discriminant** of the quadratic equation, because its value tells us whether the equation has real solutions. In fact, it also tells us how many solutions to expect.

Discriminant of a Quadratic Equation

For a quadratic equation $ax^2 + bx + c = 0$, $a \neq 0$:

- If $b^2 - 4ac > 0$, there are two unequal real solutions.
- If $b^2 - 4ac = 0$, there is a repeated solution, a double root.
- If $b^2 - 4ac < 0$, there is no real solution.

When asked to find the real solutions of a quadratic equation, always evaluate the discriminant first to see if there are any real solutions.

EXAMPLE 7

Solving a Quadratic Equation Using the Quadratic Formula

Use the quadratic formula to find the real solutions, if any, of the equation

$$3x^2 - 5x + 1 = 0$$

Solution

The equation is in standard form, so compare it to $ax^2 + bx + c = 0$ to find a , b , and c .

$$3x^2 - 5x + 1 = 0$$

$$ax^2 + bx + c = 0 \quad a = 3, b = -5, c = 1$$

With $a = 3$, $b = -5$, and $c = 1$, evaluate the discriminant $b^2 - 4ac$.

$$b^2 - 4ac = (-5)^2 - 4(3)(1) = 25 - 12 = 13$$

Since $b^2 - 4ac > 0$, there are two real solutions, which can be found using the quadratic formula.

$$x = \frac{-b \pm \sqrt{b^2 - 4ac}}{2a} = \frac{-(-5) \pm \sqrt{13}}{2(3)} = \frac{5 \pm \sqrt{13}}{6}$$

The solution set is $\left\{ \frac{5 - \sqrt{13}}{6}, \frac{5 + \sqrt{13}}{6} \right\}$.

EXAMPLE 8**Solving a Quadratic Equation Using the Quadratic Formula**

Use the quadratic formula to find the real solutions, if any, of the equation

$$3x^2 + 2 = 4x$$

Solution The equation, as given, is not in standard form.

$$3x^2 + 2 = 4x$$

$$3x^2 - 4x + 2 = 0 \quad \text{Put in standard form.}$$

$$ax^2 + bx + c = 0 \quad \text{Compare to standard form.}$$

With $a = 3$, $b = -4$, and $c = 2$, the discriminant is

$$b^2 - 4ac = (-4)^2 - 4 \cdot 3 \cdot 2 = 16 - 24 = -8$$

Since $b^2 - 4ac < 0$, the equation has no real solution.

 **Now Work** PROBLEMS 93 AND 99

SUMMARY**Steps for Solving a Quadratic Equation**

To solve a quadratic equation, first put it in standard form:

$$ax^2 + bx + c = 0$$

Then:

STEP 1: Identify a , b , and c .

STEP 2: Evaluate the discriminant, $b^2 - 4ac$.

STEP 3:

- If the discriminant is negative, the equation has no real solution.
- If the discriminant is zero, the equation has one repeated real solution, a double root.
- If the discriminant is positive, the equation has two distinct real solutions.

If you can easily spot factors, use the factoring method to solve the equation. Otherwise, use the quadratic formula or the method of completing the square.

A.6 Assess Your Understanding

'Are You Prepared?' Answers are given at the end of these exercises. If you get a wrong answer, read the pages listed in red.

1. Factor: $x^2 - 5x - 6$ (pp. A27–A28)

3. The solution set of the equation $(x - 3)(3x + 5) = 0$ is _____. (p. A4)

2. Factor: $2x^2 - x - 3$ (pp. A27–A28)

4. **True or False** $\sqrt{x^2} = |x|$. (pp. A9–A10)

Concepts and Vocabulary

5. An equation that is satisfied for every choice of the variable for which both sides are defined is called a(n) _____.
6. **True or False** The solution of the equation $3x - 8 = 0$ is $\frac{3}{8}$.
7. **True or False** Some equations have no solution.
8. To solve the equation $x^2 + 5x = 0$ by completing the square, you would _____ the number _____ to both sides.
9. The quantity $b^2 - 4ac$ is called the _____ of a quadratic equation. If it is _____, the equation has no real solution.
10. **True or False** Quadratic equations always have two real solutions.
11. **True or False** If the discriminant of a quadratic equation is positive, then the equation has two solutions that are negatives of one another.
12. **Multiple Choice** An admissible value for the variable that makes the equation a true statement is called a(n) _____ of the equation.
(a) identity (b) solution (c) degree (d) model
13. **Multiple Choice** A quadratic equation is sometimes called a _____-degree equation.
(a) first (b) second (c) third (d) fourth
14. **Multiple Choice** Which of the following quadratic equations is in standard form?
(a) $x^2 - 7x = 5$ (b) $9 = x^2$
(c) $(x + 5)(x - 4) = 0$ (d) $0 = 5x^2 - 6x - 1$

Skill Building


In Problems 15–80, solve each equation.

15. $3x = 21$ 16. $3x = -24$ 17. $5x + 15 = 0$ 18. $3x + 18 = 0$
19. $2x - 3 = 5$ 20. $3x + 4 = -8$ 21. $\frac{1}{3}x = \frac{5}{12}$ 22. $\frac{2}{3}x = \frac{9}{2}$
23. $6 - x = 2x + 9$ 24. $3 - 2x = 2 - x$ 25. $2(3 + 2x) = 3(x - 4)$ 26. $3(2 - x) = 2x - 1$
27. $8x - (2x + 1) = 3x - 10$ 28. $5 - (2x - 1) = 10$ 29. $\frac{1}{2}x - 4 = \frac{3}{4}x$ 30. $1 - \frac{1}{2}x = 5$
31. $0.9t = 0.4 + 0.1t$ 32. $0.9t = 1 + t$ 33. $\frac{2}{y} + \frac{4}{y} = 3$ 34. $\frac{4}{y} - 5 = \frac{5}{2y}$
35. $(x + 7)(x - 1) = (x + 1)^2$ 36. $(x + 2)(x - 3) = (x - 3)^2$ 37. $z(z^2 + 1) = 3 + z^3$
38. $w(4 - w^2) = 8 - w^3$ 39. $x^2 = 9x$ 40. $x^3 = x^2$
41. $t^3 - 9t^2 = 0$ 42. $4z^3 - 8z^2 = 0$ 43. $\frac{3}{2x - 3} = \frac{2}{x + 5}$
44. $\frac{-2}{x + 4} = \frac{-3}{x + 1}$ 45. $x^3 + 2x^2 - 4x - 8 = 0$ 46. $x^3 + 50 = 2x^2 + 25x$
47. $\frac{2}{x - 2} = \frac{3}{x + 5} + \frac{10}{(x + 5)(x - 2)}$ 48. $\frac{1}{2x + 3} + \frac{1}{x - 1} = \frac{1}{(2x + 3)(x - 1)}$ 49. $|2x| = 6$
50. $|3x| = 12$ 51. $|2x + 3| = 5$ 52. $|3x - 1| = 2$
53. $|1 - 4t| = 5$ 54. $|1 - 2z| = 3$ 55. $|-2x| = 8$ 56. $|-x| = 1$
57. $|-2|x = 4$ 58. $|3|x = 9$ 59. $|x - 2| = -\frac{1}{2}$ 60. $|2 - x| = -1$
61. $|x^2 - 4| = 0$ 62. $|x^2 - 9| = 0$ 63. $|x^2 - 2x| = 3$ 64. $|x^2 + x| = 12$
65. $|x^2 + x - 1| = 1$ 66. $|x^2 + 3x - 2| = 2$ 67. $x^2 = 4x$ 68. $x^2 = -8x$
69. $z^2 + 4z - 12 = 0$ 70. $v^2 + 7v + 12 = 0$ 71. $2x^2 - 5x - 3 = 0$ 72. $3x^2 + 5x + 2 = 0$
73. $x(x - 7) + 12 = 0$ 74. $x(x + 1) = 12$ 75. $4x^2 + 9 = 12x$ 76. $25x^2 + 16 = 40x$
77. $6x - 5 = \frac{6}{x}$ 78. $x + \frac{12}{x} = 7$ 79. $\frac{4(x - 2)}{x - 3} + \frac{3}{x} = \frac{-3}{x(x - 3)}$ 80. $\frac{5}{x + 4} = 4 + \frac{3}{x - 2}$

In Problems 81–86, solve each equation by the Square Root Method.

81. $x^2 = 25$ 82. $x^2 = 36$ 83. $(x - 1)^2 = 4$
84. $(x + 2)^2 = 1$ 85. $(2y + 3)^2 = 9$ 86. $(3x - 2)^2 = 4$

In Problems 87–92, solve each equation by completing the square.

 87. $x^2 + 4x = 21$

88. $x^2 - 6x = 13$


89. $x^2 - \frac{1}{2}x - \frac{3}{16} = 0$

90. $x^2 + \frac{2}{3}x - \frac{1}{3} = 0$

91. $3x^2 + x - \frac{1}{2} = 0$

92. $2x^2 - 3x - 1 = 0$

In Problems 93–104, find the real solutions, if any, of each equation. Use the quadratic formula.

 93. $x^2 - 4x + 2 = 0$


94. $x^2 + 4x + 2 = 0$

95. $x^2 - 5x - 1 = 0$

96. $x^2 + 5x + 3 = 0$

97. $2x^2 - 5x + 3 = 0$

98. $2x^2 + 5x + 3 = 0$

 99. $4y^2 - y + 2 = 0$

100. $4t^2 + t + 1 = 0$

101. $4x^2 = 1 - 2x$

102. $2x^2 = 1 - 2x$

103. $x^2 + \sqrt{3}x - 3 = 0$

104. $x^2 + \sqrt{2}x - 2 = 0$

In Problems 105–110, use the discriminant to determine whether each quadratic equation has two unequal real solutions, a repeated real solution, or no real solution without solving the equation.

105. $x^2 - 5x + 7 = 0$

106. $x^2 + 5x + 7 = 0$

107. $9x^2 - 30x + 25 = 0$

108. $25x^2 - 20x + 4 = 0$

109. $3x^2 + 5x - 8 = 0$

110. $2x^2 - 3x - 4 = 0$

Applications and Extensions

In Problems 111–116, solve each equation. The letters a , b , and c are constants.

111. $ax - b = c, a \neq 0$

112. $1 - ax = b, a \neq 0$

113. $\frac{x}{a} + \frac{x}{b} = c, a \neq 0, b \neq 0, a \neq -b$

114. $\frac{a}{x} + \frac{b}{x} = c, c \neq 0$

115. $\frac{1}{x-a} + \frac{1}{x+a} = \frac{2}{x-1}$

116. $\frac{b+c}{x+a} = \frac{b-c}{x-a}, c \neq 0, a \neq 0$

Problems 117–122 list some formulas that occur in applications. Solve each formula for the indicated variable.

117. **Electricity** $\frac{1}{R} = \frac{1}{R_1} + \frac{1}{R_2}$ for R

118. **Finance** $A = P(1 + rt)$ for r

119. **Mechanics** $F = \frac{mv^2}{R}$ for R

120. **Chemistry** $PV = nRT$ for T

121. **Mathematics** $S = \frac{a}{1-r}$ for r

122. **Mechanics** $v = -gt + v_0$ for t

123. Show that the sum of the roots of a quadratic equation is $-\frac{b}{a}$.

124. Show that the product of the roots of a quadratic equation is $\frac{c}{a}$.

125. Find k so that the equation $kx^2 + x + k = 0$ has a repeated real solution.

126. Find k so that the equation $x^2 - kx + 4 = 0$ has a repeated real solution.

127. Show that the real solutions of the equation $ax^2 + bx + c = 0$ are the negatives of the real solutions of the equation $ax^2 - bx + c = 0$. Assume that $b^2 - 4ac \geq 0$.

128. Show that the real solutions of the equation $ax^2 + bx + c = 0$ are the reciprocals of the real solutions of the equation $cx^2 + bx + a = 0$. Assume that $b^2 - 4ac \geq 0$.

Explaining Concepts: Discussion and Writing

129. Which of the following pairs of equations are equivalent? Explain.

(a) $x^2 = 9; x = 3$

(b) $x = \sqrt{9}; x = 3$

(c) $(x-1)(x-2) = (x-1)^2; x-2 = x-1$

130. The equation

$$\frac{5}{x+3} + 3 = \frac{8+x}{x+3}$$

has no solution, yet when we go through the process of solving it, we obtain $x = -3$. Write a brief paragraph to explain what causes this to happen.

131. Find an equation that has no solution and give it to a fellow student to solve. Ask the fellow student to write a critique of your equation.
132. Describe three ways you might solve a quadratic equation. State your preferred method; explain why you chose it.
133. Explain the benefits of evaluating the discriminant of a quadratic equation before attempting to solve it.
134. Find three quadratic equations: one having two distinct solutions, one having no real solution, and one having exactly one real solution.
135. The word *quadratic* seems to imply four (*quad*), yet a quadratic equation is an equation that involves a polynomial of degree 2. Investigate the origin of the term *quadratic* as it is used in the expression *quadratic equation*. Write a brief essay on your findings.

'Are You Prepared?' Answers

1. $(x - 6)(x + 1)$

2. $(2x - 3)(x + 1)$

3. $\left\{-\frac{5}{3}, 3\right\}$

4. True

A.7 Complex Numbers; Quadratic Equations in the Complex Number System*

- OBJECTIVES** 1 Add, Subtract, Multiply, and Divide Complex Numbers (p. A55)
2 Solve Quadratic Equations in the Complex Number System (p. A59)

Complex Numbers

One property of a real number is that its square is nonnegative. For example, there is no real number x for which

$$x^2 = -1$$

To remedy this situation, we introduce a new number called the *imaginary unit*.

DEFINITION The Imaginary Unit

The **imaginary unit**, which we denote by i , is the number whose square is -1 . That is,

$$i^2 = -1$$

This should not surprise you. If our universe were to consist only of integers, there would be no number x for which $2x = 1$. This was remedied by introducing numbers such as $\frac{1}{2}$ and $\frac{2}{3}$, the *rational numbers*. If our universe were to consist only of rational numbers, there would be no number whose square equals 2. That is, there would be no x for which $x^2 = 2$. To remedy this, we introduced numbers such as $\sqrt{2}$ and $\sqrt[3]{5}$, the *irrational numbers*. Recall that the *real numbers* consist of the rational numbers and the irrational numbers. Now, if our universe were to consist only of real numbers, then there would be no number x whose square is -1 . To remedy this, we introduce the number i , whose square is -1 .

In the progression outlined, each time we encountered a situation that was unsuitable, a new number system was introduced to remedy the situation. The number system that results from introducing the number i is called the **complex number system**.

*This section may be omitted without any loss of continuity.

DEFINITION The Complex Number System

Complex numbers are numbers of the form $a + bi$, where a and b are real numbers. The real number a is called the **real part** of the number $a + bi$; the real number b is called the **imaginary part** of $a + bi$; and i is the imaginary unit, so $i^2 = -1$.

For example, the complex number $-5 + 6i$ has the real part -5 and the imaginary part 6 .

When a complex number is written in the form $a + bi$, where a and b are real numbers, it is in **standard form**. However, if the imaginary part of a complex number is negative, such as in the complex number $3 + (-2)i$, we agree to write it instead in the form $3 - 2i$.

Also, the complex number $a + 0i$ is usually written merely as a . This serves to remind us that the real numbers are a subset of the complex numbers. Similarly, the complex number $0 + bi$ is usually written as bi . Sometimes the complex number bi is called a **pure imaginary number**.

1 Add, Subtract, Multiply, and Divide Complex Numbers

Equality, addition, subtraction, and multiplication of complex numbers are defined so as to preserve the familiar rules of algebra for real numbers. Two complex numbers are equal if and only if their real parts are equal and their imaginary parts are equal.

Equality of Complex Numbers

$$a + bi = c + di \quad \text{if and only if} \quad a = c \text{ and } b = d \quad (1)$$

Two complex numbers are added by forming the complex number whose real part is the sum of the real parts and whose imaginary part is the sum of the imaginary parts.

Sum of Complex Numbers

$$(a + bi) + (c + di) = (a + c) + (b + d)i \quad (2)$$

To subtract two complex numbers, use this rule:

Difference of Complex Numbers

$$(a + bi) - (c + di) = (a - c) + (b - d)i \quad (3)$$

EXAMPLE 1**Adding and Subtracting Complex Numbers**

$$(a) \quad (3 + 5i) + (-2 + 3i) = [3 + (-2)] + (5 + 3)i = 1 + 8i$$

$$(b) \quad (6 + 4i) - (3 + 6i) = (6 - 3) + (4 - 6)i = 3 + (-2)i = 3 - 2i$$

Products of complex numbers are calculated as illustrated in Example 2.

EXAMPLE 2**Multiplying Complex Numbers**

$$\begin{aligned}
 (5 + 3i)(2 + 7i) &= 5(2 + 7i) + 3i(2 + 7i) && \text{Distributive Property} \\
 &= 10 + 35i + 6i + 21i^2 && \text{Distributive Property} \\
 &= 10 + 41i + 21(-1) && i^2 = -1 \\
 &= -11 + 41i && \text{Simplify.}
 \end{aligned}$$

Based on the procedure of Example 2, the **product** of two complex numbers is defined as follows:

Product of Complex Numbers

$$(a + bi)(c + di) = (ac - bd) + (ad + bc)i \quad (4)$$

Do not bother to memorize formula (4). Instead, whenever it is necessary to multiply two complex numbers, follow the usual rules for multiplying two binomials, as we did in Example 2. Just remember that $i^2 = -1$. For example,

$$\begin{aligned}
 (2i)(2i) &= 4i^2 = 4(-1) = -4 \\
 (2 + i)(1 - i) &= 2 - 2i + i - i^2 = 3 - i
 \end{aligned}$$

 **Now Work** PROBLEM 21

Algebraic properties for addition and multiplication, such as the commutative, associative, and distributive properties, hold for complex numbers. The property that every nonzero complex number has a multiplicative inverse, or reciprocal, requires a closer look.

Conjugates**DEFINITION** Complex Conjugate

If $z = a + bi$ is a complex number, then its **conjugate**, denoted by \bar{z} , is defined as

$$\bar{z} = \overline{a + bi} = a - bi$$

For example, $\overline{2 + 3i} = 2 - 3i$ and $\overline{-6 - 2i} = -6 + 2i$.

In Words

The conjugate of a complex number is found by changing the sign of the imaginary part.

EXAMPLE 3**Multiplying a Complex Number by Its Conjugate**

Find the product of the complex number $z = 3 + 4i$ and its conjugate \bar{z} .

Solution

Since $\bar{z} = 3 - 4i$, we have

$$z\bar{z} = (3 + 4i)(3 - 4i) = 9 - 12i + 12i - 16i^2 = 9 + 16 = 25$$

The result obtained in Example 3 has an important generalization.

THEOREM Product of Complex Conjugates

The product of a complex number and its conjugate is a nonnegative real number. That is, if $z = a + bi$, then

$$z\bar{z} = a^2 + b^2 \quad (5)$$

The conjugate of a complex number has certain general properties that will be useful later.

For a real number $a = a + 0i$, the conjugate is $\bar{a} = \overline{a + 0i} = a - 0i = a$.

THEOREM

The conjugate of a real number is the real number itself.

Other properties that are direct consequences of the definition of the conjugate are given next. In each statement, z and w represent complex numbers.

THEOREMS

- The conjugate of the conjugate of a complex number is the complex number itself.

$$\overline{\bar{z}} = z \quad (6)$$

- The conjugate of the sum of two complex numbers equals the sum of their conjugates.

$$\overline{z + w} = \bar{z} + \bar{w} \quad (7)$$

- The conjugate of the product of two complex numbers equals the product of their conjugates.

$$\overline{z \cdot w} = \bar{z} \cdot \bar{w} \quad (8)$$

The proofs of equations (6), (7), and (8) are left as exercises.

Powers of i

The **powers of i** follow a pattern that is useful to know.

$$\begin{array}{ll} i^1 = i & i^5 = i^4 \cdot i = 1 \cdot i = i \\ i^2 = -1 & i^6 = i^4 \cdot i^2 = -1 \\ i^3 = i^2 \cdot i = -1 \cdot i = -i & i^7 = i^4 \cdot i^3 = -i \\ i^4 = i^2 \cdot i^2 = (-1)(-1) = 1 & i^8 = i^4 \cdot i^4 = 1 \end{array}$$

And so on. The powers of i repeat with every fourth power.

EXAMPLE 7

Evaluating Powers of i

$$(a) \quad i^{27} = i^{24} \cdot i^3 = (i^4)^6 \cdot i^3 = 1^6 \cdot i^3 = -i$$

$$(b) \quad i^{101} = i^{100} \cdot i^1 = (i^4)^{25} \cdot i = 1^{25} \cdot i = i$$

EXAMPLE 8

Writing the Power of a Complex Number in Standard Form

Write $(2 + i)^3$ in standard form.

Solution

Use the special product formula for $(x + a)^3$.

$$(x + a)^3 = x^3 + 3ax^2 + 3a^2x + a^3$$

NOTE Another way to find $(2 + i)^3$ is to multiply out $(2 + i)^2(2 + i)$. ■

Using this special product formula,

$$\begin{aligned}(2 + i)^3 &= 2^3 + 3 \cdot i \cdot 2^2 + 3 \cdot i^2 \cdot 2 + i^3 \\ &= 8 + 12i + 6(-1) + (-i) \\ &= 2 + 11i\end{aligned}$$

 **Now Work** PROBLEMS 35 AND 43

2 Solve Quadratic Equations in the Complex Number System

Quadratic equations with a negative discriminant have no real number solution. However, if we extend our number system to allow complex numbers, quadratic equations always have solutions. Since the solution to a quadratic equation involves the square root of the discriminant, we begin with a discussion of square roots of negative numbers.

DEFINITION Principal Square Root of $-N$

If N is a positive real number, we define the **principal square root of $-N$** , denoted by $\sqrt{-N}$, as

$$\sqrt{-N} = \sqrt{N}i$$

where i is the imaginary unit and $i^2 = -1$.

WARNING In writing $\sqrt{-N} = \sqrt{N}i$, be sure to place i outside the $\sqrt{\quad}$ symbol. ■

EXAMPLE 9

Evaluating the Square Root of a Negative Number

- (a) $\sqrt{-1} = \sqrt{1}i = i$
 (b) $\sqrt{-16} = \sqrt{16}i = 4i$
 (c) $\sqrt{-8} = \sqrt{8}i = 2\sqrt{2}i$

 **Now Work** PROBLEM 51

EXAMPLE 10

Solving Equations

Solve each equation in the complex number system.

(a) $x^2 = 4$ (b) $x^2 = -9$

Solution

(a) $x^2 = 4$
 $x = \pm\sqrt{4} = \pm 2$

The equation has two solutions, -2 and 2 . The solution set is $\{-2, 2\}$.

(b) $x^2 = -9$
 $x = \pm\sqrt{-9} = \pm\sqrt{9}i = \pm 3i$

The equation has two solutions, $-3i$ and $3i$. The solution set is $\{-3i, 3i\}$. ■

 **Now Work** PROBLEM 59

WARNING When working with square roots of negative numbers, do not set the square root of a product equal to the product of the square roots (which can be done with positive real numbers). To see why, look at this calculation: We know that $\sqrt{100} = 10$. However, it is also true that $100 = (-25)(-4)$, so

$$10 = \sqrt{100} = \sqrt{(-25)(-4)} = \sqrt{-25}\sqrt{-4} = \sqrt{25}i \cdot \sqrt{4}i = 5i \cdot 2i = 10i^2 = -10$$

↑
Here is the error. ■

Because we have defined the square root of a negative number, we now restate the quadratic formula without restriction.

THEOREM Quadratic Formula

In the complex number system, the solutions of the quadratic equation $ax^2 + bx + c = 0$, where a, b , and c are real numbers and $a \neq 0$, are given by the formula

$$x = \frac{-b \pm \sqrt{b^2 - 4ac}}{2a} \quad (9)$$

EXAMPLE 11

Solving a Quadratic Equation in the Complex Number System

Solve the equation $x^2 - 4x + 8 = 0$ in the complex number system.

Solution

Here $a = 1, b = -4, c = 8$, and $b^2 - 4ac = (-4)^2 - 4 \cdot 1 \cdot 8 = -16$. Using equation (9), we find that

$$x = \frac{-(-4) \pm \sqrt{-16}}{2 \cdot 1} = \frac{4 \pm \sqrt{16}i}{2} = \frac{4 \pm 4i}{2} = \frac{2(2 \pm 2i)}{2} = 2 \pm 2i$$

The equation has the solution set $\{2 - 2i, 2 + 2i\}$.

✓ Check: $2 + 2i$: $(2 + 2i)^2 - 4(2 + 2i) + 8 = 4 + 8i + 4i^2 - 8 - 8i + 8$
 $= 4 + 4i^2$
 $= 4 - 4 = 0$

$2 - 2i$: $(2 - 2i)^2 - 4(2 - 2i) + 8 = 4 - 8i + 4i^2 - 8 + 8i + 8$
 $= 4 - 4 = 0$

Now Work PROBLEM 65

The discriminant $b^2 - 4ac$ of a quadratic equation still serves as a way to determine the character of the solutions.

Character of the Solutions of a Quadratic Equation

In the complex number system, consider a quadratic equation $ax^2 + bx + c = 0$, where $a \neq 0$ and a, b , and c are real numbers.

- If $b^2 - 4ac > 0$, the equation has two unequal real solutions.
- If $b^2 - 4ac = 0$, the equation has a repeated real solution, a double root.
- If $b^2 - 4ac < 0$, the equation has two complex solutions that are not real. The solutions are conjugates of each other.

The third conclusion in the display is a consequence of the fact that if $b^2 - 4ac = -N < 0$, then by the quadratic formula, the solutions are

$$x = \frac{-b + \sqrt{b^2 - 4ac}}{2a} = \frac{-b + \sqrt{-N}}{2a} = \frac{-b + \sqrt{N}i}{2a} = -\frac{b}{2a} + \frac{\sqrt{N}}{2a}i$$

and

$$x = \frac{-b - \sqrt{b^2 - 4ac}}{2a} = \frac{-b - \sqrt{-N}}{2a} = \frac{-b - \sqrt{N}i}{2a} = -\frac{b}{2a} - \frac{\sqrt{N}}{2a}i$$

which are conjugates of each other.

EXAMPLE 12**Determining the Character of the Solutions of a Quadratic Equation**

Without solving, determine the character of the solutions of each equation.

(a) $3x^2 + 4x + 5 = 0$ (b) $2x^2 + 4x + 1 = 0$ (c) $9x^2 - 6x + 1 = 0$

Solution

(a) Here $a = 3$, $b = 4$, and $c = 5$, so $b^2 - 4ac = 16 - 4 \cdot 3 \cdot 5 = -44$. The solutions are two complex numbers that are not real and are conjugates of each other.

(b) Here $a = 2$, $b = 4$, and $c = 1$, so $b^2 - 4ac = 16 - 8 = 8$. The solutions are two unequal real numbers.







(c) Here $a = 9$, $b = -6$, and $c = 1$, so $b^2 - 4ac = 36 - 4 \cdot 9 \cdot 1 = 0$. The solution is a repeated real number—that is, a double root.

 **Now Work** PROBLEM 79**A.7 Assess Your Understanding****Concepts and Vocabulary**



- True or False** The square of a complex number is sometimes negative.
- $(2 + i)(2 - i) = \underline{\hspace{2cm}}$.
- True or False** In the complex number system, a quadratic equation has four solutions.
- In the complex number $5 + 2i$, the number 5 is called the part; the number 2 is called the part; the number i is called the .
- True or False** The conjugate of $2 + 5i$ is $-2 - 5i$.
- True or False** All real numbers are complex numbers.
- True or False** If $2 - 3i$ is a solution of a quadratic equation with real coefficients, then $-2 + 3i$ is also a solution.
- Multiple Choice** Which of the following is the principal square root of -4 ?
(a) $-2i$ (b) $2i$ (c) -2 (d) 2
- Multiple Choice** Which operation involving complex numbers requires the use of a conjugate?
(a) division (b) multiplication
(c) subtraction (d) addition
- Multiple Choice** Powers of i repeat every power.
(a) second (b) third (c) fourth (d) fifth

Skill Building

In Problems 11–58, perform the indicated operation, and write each expression in the standard form $a + bi$.

- | | | | |
|---|--|---|---|
| 11. $(2 - 3i) + (6 + 8i)$ | 12. $(4 + 5i) + (-8 + 2i)$ | 13. $(-3 + 2i) - (4 - 4i)$ | 14. $(3 - 4i) - (-3 - 4i)$ |
|  15. $(2 - 5i) - (8 + 6i)$ | 16. $(-8 + 4i) - (2 - 2i)$ | 17. $3(2 - 6i)$ | 18. $-4(2 + 8i)$ |
| 19. $-3i(7 + 6i)$ | 20. $3i(-3 + 4i)$ |  21. $(3 - 4i)(2 + i)$ | 22. $(5 + 3i)(2 - i)$ |
| 23. $(-5 - i)(-5 + i)$ | 24. $(-3 + i)(3 + i)$ | 25. $\frac{10}{3 - 4i}$ | 26. $\frac{13}{5 - 12i}$ |
| 27. $\frac{2 + i}{i}$ | 28. $\frac{2 - i}{-2i}$ |  29. $\frac{6 - i}{1 + i}$ | 30. $\frac{2 + 3i}{1 - i}$ |
| 31. $\left(\frac{1}{2} + \frac{\sqrt{3}}{2}i\right)^2$ | 32. $\left(\frac{\sqrt{3}}{2} - \frac{1}{2}i\right)^2$ | 33. $(1 + i)^2$ | 34. $(1 - i)^2$ |
|  35. i^{23} | 36. i^{14} | 37. i^{-20} | 38. i^{-23} |
| 40. $4 + i^3$ | 41. $6i^3 - 4i^5$ | 42. $4i^3 - 2i^2 + 1$ |  43. $(1 + i)^3$ |
| 45. $i^7(1 + i^2)$ | 46. $2i^4(1 + i^2)$ | 47. $i^8 + i^6 - i^4 - i^2$ | 48. $i^7 + i^5 + i^3 + i$ |
| 50. $\sqrt{-9}$ |  51. $\sqrt{-25}$ | 52. $\sqrt{-64}$ | 53. $\sqrt{-12}$ |
| 55. $\sqrt{-200}$ | 56. $\sqrt{-45}$ | 57. $\sqrt{(3 + 4i)(4i - 3)}$ | 58. $\sqrt{(4 + 3i)(3i - 4)}$ |
| 59. $i^6 - 5$ | 60. $(3i)^4 + 1$ | 61. $\sqrt{-4}$ | 62. $\sqrt{-18}$ |

In Problems 59–78, solve each equation in the complex number system.

- | | | | |
|---|--------------------------|---|--------------------------|
|  59. $x^2 + 4 = 0$ | 60. $x^2 - 4 = 0$ | 61. $x^2 - 16 = 0$ | 62. $x^2 + 25 = 0$ |
| 63. $x^2 - 6x + 13 = 0$ | 64. $x^2 + 4x + 8 = 0$ |  65. $x^2 - 6x + 10 = 0$ | 66. $x^2 - 2x + 5 = 0$ |
| 67. $25x^2 - 10x + 2 = 0$ | 68. $10x^2 + 6x + 1 = 0$ | 69. $5x^2 + 1 = 2x$ | 70. $13x^2 + 1 = 6x$ |
| 71. $x^2 + x + 1 = 0$ | 72. $x^2 - x + 1 = 0$ | 73. $x^3 - 64 = 0$ | 74. $x^3 + 27 = 0$ |
| 75. $x^4 = 16$ | 76. $x^4 = 1$ | 77. $x^4 + 13x^2 + 36 = 0$ | 78. $x^4 + 3x^2 - 4 = 0$ |

In Problems 79–84, without solving, determine the character of the solutions of each equation in the complex number system.

- ✎ 79. $3x^2 - 3x + 4 = 0$ 80. $2x^2 - 4x + 1 = 0$ 81. $2x^2 + 3x = 4$
 82. $x^2 + 6 = 2x$ 83. $9x^2 - 12x + 4 = 0$ 84. $4x^2 + 12x + 9 = 0$
 85. $2 + 3i$ is a solution of a quadratic equation with real coefficients. Find the other solution. 86. $4 - i$ is a solution of a quadratic equation with real coefficients. Find the other solution.

In Problems 87–90, $z = 3 - 4i$ and $w = 8 + 3i$. Write each expression in the standard form $a + bi$.

87. $z + \bar{z}$ 88. $w - \bar{w}$ ✎ 89. $z\bar{z}$ 90. $\bar{z} - \bar{w}$

Applications and Extensions

- 91. Electrical Circuits** The impedance Z , in ohms, of a circuit element is defined as the ratio of the phasor voltage V , in volts, across the element to the phasor current I , in amperes, through the element. That is, $Z = \frac{V}{I}$. If the voltage across a circuit element is $18 + i$ volts and the current through the element is $3 - 4i$ amperes, find the impedance.
92. Parallel Circuits In an ac circuit with two parallel pathways, the total impedance Z , in ohms, satisfies the formula $\frac{1}{Z} = \frac{1}{Z_1} + \frac{1}{Z_2}$, where Z_1 is the impedance of the first pathway

and Z_2 is the impedance of the second pathway. Find the total impedance if the impedances of the two pathways are $Z_1 = 2 + i$ ohms and $Z_2 = 4 - 3i$ ohms.

93. Use $z = a + bi$ to show that $z + \bar{z} = 2a$ and $z - \bar{z} = 2bi$.
 94. Use $z = a + bi$ to show that $\bar{\bar{z}} = z$.
 95. Use $z = a + bi$ and $w = c + di$ to show that $\overline{z + w} = \bar{z} + \bar{w}$.
 96. Use $z = a + bi$ and $w = c + di$ to show that $\overline{z \cdot w} = \bar{z} \cdot \bar{w}$.

A.8 Problem Solving: Interest, Mixture, Uniform Motion, Constant Rate Job Applications

- OBJECTIVES**
- 1 Translate Verbal Descriptions into Mathematical Expressions (p. A63)
 - 2 Solve Interest Problems (p. A63)
 - 3 Solve Mixture Problems (p. A65)
 - 4 Solve Uniform Motion Problems (p. A66)
 - 5 Solve Constant Rate Job Problems (p. A67)



NOTE The icon is a Model It! icon. It indicates that the discussion or problem involves modeling. ■

Applied (word) problems do not come in the form “Solve the equation. . . .” Instead, they supply information using words, a verbal description of the real problem. So, to solve applied problems, we must be able to translate the verbal description into the language of mathematics. This can be done by using variables to represent unknown quantities and then finding relationships (such as equations) that involve these variables. The process of doing all this is called **mathematical modeling**. An equation or inequality that describes a relationship among the variables is called a **model**.

Any solution to the mathematical problem must be checked against the mathematical problem, the verbal description, and the real problem. See Figure 23 for an illustration of the **modeling process**.

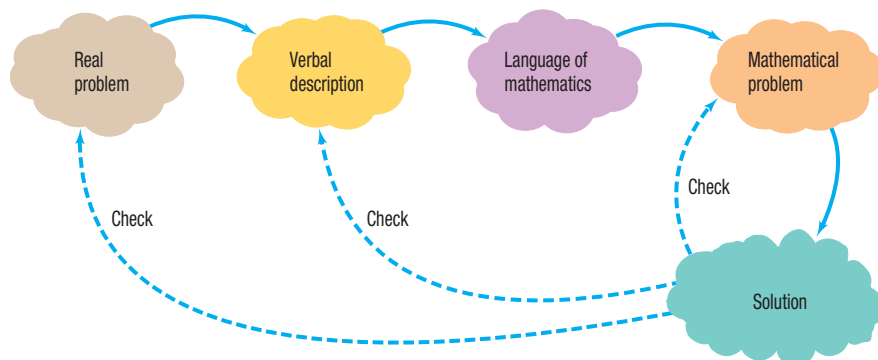


Figure 23 The modeling process

1 Translate Verbal Descriptions into Mathematical Expressions

EXAMPLE 1

Translating Verbal Descriptions into Mathematical Expressions

- (a) For uniform motion, the average speed of an object equals the distance traveled divided by the time required.

Translation: If r is the speed, d the distance, and t the time, then $r = \frac{d}{t}$.

- (b) Let x denote a number.

The number 5 times as large as x is $5x$.

The number 3 less than x is $x - 3$.

The number that exceeds x by 4 is $x + 4$.

The number that, when added to x , gives 5 is $5 - x$.

Now Work PROBLEM 9

Always check the units used to measure the variables of an applied problem. In Example 1(a), if r is measured in miles per hour, then the distance d must be expressed in miles, and the time t must be expressed in hours. It is a good practice to check units to be sure that they are consistent and make sense.

Steps for Solving Applied Problems

- STEP 1:** Read the problem carefully, perhaps two or three times. Pay particular attention to the question being asked in order to identify what you are looking for. Identify any relevant formulas you may need ($d = rt$, $A = \pi r^2$, etc.). If you can, determine realistic possibilities for the answer.
- STEP 2:** Assign a letter (variable) to represent what you are looking for, and if necessary, express any remaining unknown quantities in terms of this variable.
- STEP 3:** Make a list of all the known facts, and translate them into mathematical expressions. These may take the form of an equation or an inequality involving the variable. If possible, draw an appropriately labeled diagram to assist you. Sometimes, creating a table or chart helps.
- STEP 4:** Solve for the variable, and then answer the question.
- STEP 5:** Check the answer with the facts in the problem. If it agrees, congratulations! If it does not agree, review your work and try again.

2 Solve Interest Problems

Interest is money paid for the use of money. The total amount borrowed (whether by an individual from a bank in the form of a loan, or by a bank from an individual in the form of a savings account) is called the **principal**. The **rate of interest**, expressed as a percent, is the amount charged for the use of the principal for a given period of time, usually on a yearly (that is, per annum) basis.

Simple Interest Formula

If a principal of P dollars is borrowed for a period of t years at a per annum interest rate r , expressed as a decimal, the interest I charged is

$$I = Prt \quad (1)$$

Interest charged according to formula (1) is called **simple interest**. When using formula (1), be sure to express r as a decimal. For example, if the rate of interest is 4%, then $r = 0.04$.

EXAMPLE 2**Finance: Computing Interest on a Loan**

Suppose that Juanita borrows \$500 for 6 months at the simple interest rate of 9% per annum. What is the interest that Juanita will be charged on the loan? How much does Juanita owe after 6 months?

Solution

The rate of interest is given per annum, so the actual time that the money is borrowed must be expressed in years. The interest charged would be the principal, \$500, times the rate of interest ($9\% = 0.09$), times the time in years, $\frac{1}{2}$:

$$\text{Interest charged} = I = Prt = 500 \cdot 0.09 \cdot \frac{1}{2} = \$22.50$$

After 6 months, Juanita will owe what she borrowed plus the interest:

$$\$500 + \$22.50 = \$522.50$$

EXAMPLE 3**Financial Planning**

Candy has \$70,000 to invest and wants an annual return of \$2800, which requires an overall rate of return of 4%. She can invest in a safe, government-insured certificate of deposit, but it pays only 2%. To obtain 4%, she agrees to invest some of her money in noninsured corporate bonds paying 7%. How much should be placed in each investment to achieve her goal?

Solution

STEP 1: The question is asking for two dollar amounts: the principal to invest in the corporate bonds and the principal to invest in the certificate of deposit.

STEP 2: Let b represent the amount (in dollars) to be invested in the bonds. Then $70,000 - b$ is the amount that will be invested in the certificate. (Do you see why?)

STEP 3: We set up a table:

	Principal (\$)	Rate	Time (yr)	Interest (\$)
Bonds	b	$7\% = 0.07$	1	$0.07b$
Certificate	$70,000 - b$	$2\% = 0.02$	1	$0.02(70,000 - b)$
Total	70,000	$4\% = 0.04$	1	$0.04(70,000) = 2800$

NOTE: We could have also let c represent the amount invested in the certificate and $70,000 - c$ the amount invested in bonds. ■

Since the combined interest from the investments is equal to the total interest, we have

$$\text{Bond interest} + \text{Certificate interest} = \text{Total interest}$$

$$0.07b + 0.02(70,000 - b) = 2800$$

(Note that the units are consistent: the unit is dollars on both sides.)

STEP 4: $0.07b + 1400 - 0.02b = 2800$

$$0.05b = 1400 \quad \text{Simplify.}$$

$$b = 28,000 \quad \text{Divide both sides by 0.05.}$$

Candy should place \$28,000 in the bonds and $\$70,000 - 28,000 = \$42,000$ in the certificate.

✓ **STEP 5:** The interest on the bonds after 1 year is $0.07(\$28,000) = \1960 ; the interest on the certificate after 1 year is $0.02(\$42,000) = \840 . The total annual interest is \$2800, the required amount.

3 Solve Mixture Problems

Oil refineries sometimes produce gasoline that is a blend of two or more types of fuel; bakeries occasionally blend two or more types of flour for their bread. These problems are referred to as **mixture problems** because they involve combining two or more quantities to form a mixture.

EXAMPLE 4

Blending Coffees

The manager of a Starbucks store decides to experiment with a new blend of coffee. She will mix some B grade Colombian coffee that sells for \$5 per pound with some A grade Arabica coffee that sells for \$10 per pound to get 100 pounds of the new blend. The selling price of the new blend is to be \$7 per pound, and there is to be no difference in revenue between selling the new blend and selling the other types separately. How many pounds of the B grade Colombian coffee and how many pounds of the A grade Arabica coffees are required?

Solution

Let c represent the number of pounds of the B grade Colombian coffee. Then $100 - c$ equals the number of pounds of the A grade Arabica coffee. See Figure 24.




Figure 24

Since there is to be no difference in revenue between selling the A and B grades separately and selling the blend, we have

$$\begin{array}{r}
 \text{Revenue from B grade} \quad + \quad \text{Revenue from A grade} \quad = \quad \text{Revenue from blend} \\
 \left\{ \begin{array}{l} \text{Price per pound} \\ \text{of B grade} \end{array} \right\} \left\{ \begin{array}{l} \text{Pounds of} \\ \text{B grade} \end{array} \right\} + \left\{ \begin{array}{l} \text{Price per pound} \\ \text{of A grade} \end{array} \right\} \left\{ \begin{array}{l} \text{Pounds of} \\ \text{A grade} \end{array} \right\} = \left\{ \begin{array}{l} \text{Price per pound} \\ \text{of blend} \end{array} \right\} \left\{ \begin{array}{l} \text{Pounds of} \\ \text{blend} \end{array} \right\} \\
 \$5 \quad \cdot \quad c \quad + \quad \$10 \quad \cdot \quad (100 - c) \quad = \quad \$7 \quad \cdot \quad 100
 \end{array}$$

Now solve the equation:

$$\begin{aligned}
 5c + 10(100 - c) &= 700 \\
 5c + 1000 - 10c &= 700 \\
 -5c &= -300 \\
 c &= 60
 \end{aligned}$$

The manager should blend 60 pounds of B grade Colombian coffee with $100 - 60 = 40$ pounds of A grade Arabica coffee to get the desired blend.

✓ Check: The 60 pounds of B grade coffee would sell for $(\$5)(60) = \300 , and the 40 pounds of A grade coffee would sell for $(\$10)(40) = \400 . The total revenue, \$700, equals the revenue obtained from selling the blend, as desired.

4 Solve Uniform Motion Problems

Objects that move at a constant speed are said to be in **uniform motion**. When the average speed of an object is known, it can be interpreted as that object's constant speed. For example, a bicyclist traveling at an average speed of 25 miles per hour can be modeled as being in uniform motion with a constant speed of 25 miles per hour.

Uniform Motion Formula

If an object moves at an average speed (rate) r , the distance d covered in time t is given by the formula

$$d = rt \quad (2)$$

That is, Distance = Rate \cdot Time.

EXAMPLE 5

Physics: Uniform Motion

Tanya, who is a long-distance runner, runs at an average speed of 8 miles per hour (mi/h). Two hours after Tanya leaves your house, you leave in your Honda and follow the same route. If your average speed is 40 mi/h, how long is it before you catch up to Tanya? How far are each of you from your home?

Solution

Refer to Figure 25. We use t to represent the time (in hours) that it takes you to catch up to Tanya. When this occurs, the total time elapsed for Tanya is $t + 2$ hours because she left 2 hours earlier.

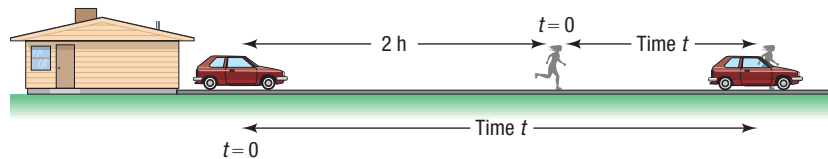


Figure 25

Set up the following table:

	Rate (mi/h)	Time (h)	Distance (mi)
Tanya	8	$t + 2$	$8(t + 2)$
Honda	40	t	$40t$

The distance traveled is the same for both, which leads to the equation

$$8(t + 2) = 40t$$

$$8t + 16 = 40t$$

$$32t = 16$$

$$t = \frac{1}{2} \text{ hour}$$

It takes you $\frac{1}{2}$ hour to catch up to Tanya. Each of you has gone 20 miles.

✓ Check: In 2.5 hours, Tanya travels a distance of $2.5 \cdot 8 = 20$ miles. In $\frac{1}{2}$ hour, you travel a distance of $\frac{1}{2} \cdot 40 = 20$ miles.

EXAMPLE 6**Physics: Uniform Motion**

A motorboat heads upstream a distance of 24 miles on a river whose current is running at 3 miles per hour (mi/h). The trip up and back takes 6 hours. Assuming that the motorboat maintains a constant speed relative to the water, what is its speed?

Solution

See Figure 26. Use r to represent the constant speed of the motorboat relative to the water. Then the true speed going upstream is $r - 3$ mi/h, and the true speed going downstream is $r + 3$ mi/h. Since $\text{Distance} = \text{Rate} \cdot \text{Time}$, then $\text{Time} = \frac{\text{Distance}}{\text{Rate}}$. Set up a table.

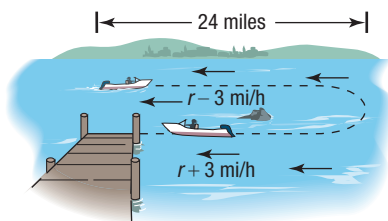


Figure 26

	Rate (mi/h)	Distance (mi)	Time (h) = $\frac{\text{Distance}}{\text{Rate}}$
Upstream	$r - 3$	24	$\frac{24}{r - 3}$
Downstream	$r + 3$	24	$\frac{24}{r + 3}$

The total time up and back is 6 hours, which gives the equation

$$\frac{24}{r - 3} + \frac{24}{r + 3} = 6$$

$$\frac{24(r + 3) + 24(r - 3)}{(r - 3)(r + 3)} = 6$$

Add the quotients on the left.

$$\frac{48r}{r^2 - 9} = 6$$

Simplify.

$$48r = 6(r^2 - 9)$$

Multiply both sides by $r^2 - 9$.

$$6r^2 - 48r - 54 = 0$$

Write in standard form.

$$r^2 - 8r - 9 = 0$$

Divide by 6.

$$(r - 9)(r + 1) = 0$$

Factor.

$$r = 9 \quad \text{or} \quad r = -1$$

Use the Zero-Product Property and solve.

Discard the solution $r = -1$ mi/h and conclude that the speed of the motorboat relative to the water is 9 mi/h.

 **Now Work** PROBLEM 29

5 Solve Constant Rate Job Problems

Here we look at jobs that are performed at a **constant rate**. The assumption is that if a job can be done in t units of time, then $\frac{1}{t}$ of the job is done in 1 unit of time. In other words, if a job takes 4 hours, then $\frac{1}{4}$ of the job is done in 1 hour.

EXAMPLE 7**Working Together to Do a Job**

At 10 AM Danny is asked by his father to weed the garden. From past experience, Danny knows that this will take him 4 hours, working alone. His older brother Mike, when it is his turn to do this job, requires 6 hours. Since Mike wants to go golfing with Danny and has a reservation for 1 PM, he agrees to help Danny. Assuming no gain or loss of efficiency, when will they finish if they work together? Can they make the golf date?

Solution

Table 1

	Hours to Do Job	Part of Job Done in 1 Hour
Danny	4	$\frac{1}{4}$
Mike	6	$\frac{1}{6}$
Together	t	$\frac{1}{t}$

Set up Table 1. In 1 hour, Danny does $\frac{1}{4}$ of the job, and in 1 hour, Mike does $\frac{1}{6}$ of the job. Let t be the time (in hours) that it takes them to do the job together. In 1 hour, then, $\frac{1}{t}$ of the job is completed. Reason as follows:

$$\left(\begin{array}{c} \text{Part done by Danny} \\ \text{in 1 hour} \end{array} \right) + \left(\begin{array}{c} \text{Part done by Mike} \\ \text{in 1 hour} \end{array} \right) = \left(\begin{array}{c} \text{Part done together} \\ \text{in 1 hour} \end{array} \right)$$

From Table 1,

$$\frac{1}{4} + \frac{1}{6} = \frac{1}{t} \quad \text{The model}$$

$$\frac{3}{12} + \frac{2}{12} = \frac{1}{t} \quad \text{LCD = 12 on the left}$$

$$\frac{5}{12} = \frac{1}{t} \quad \text{Simplify.}$$

$$5t = 12 \quad \text{Multiply both sides by 12.}$$

$$t = \frac{12}{5} \quad \text{Divide both sides by 5.}$$

Working together, Mike and Danny can do the job in $\frac{12}{5}$ hours, or 2 hours, 24 minutes. They should make the golf date, since they will finish at 12:24 PM. J

Now Work PROBLEM 35

The next example is one that you will probably see again in a slightly different form if you study calculus.

EXAMPLE 8

Constructing a Box

From each corner of a square piece of sheet metal, remove a square with sides of length 9 centimeters. Turn up the edges to form an open box. If the box is to hold 144 cubic centimeters (cm^3), what should be the dimensions of the piece of sheet metal?

Solution

Use Figure 27 as a guide. We have labeled by x the length of a side of the square piece of sheet metal. The box will be of height 9 centimeters, and its square base will measure $x - 18$ on each side. The volume V (Length \times Width \times Height) of the box is therefore

$$V = (x - 18)(x - 18) \cdot 9 = 9(x - 18)^2$$

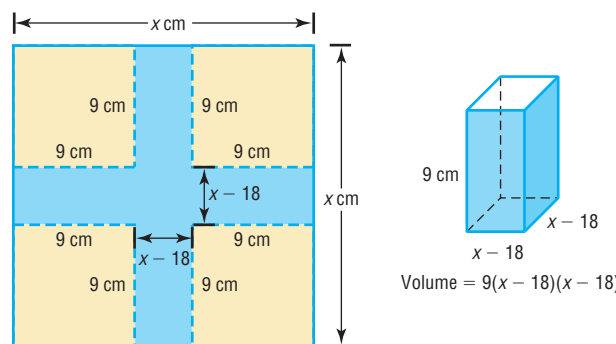


Figure 27

Since the volume of the box is to be 144 cm^3 , we have

$$9(x - 18)^2 = 144$$

$$V = 144$$

$$(x - 18)^2 = 16$$

Divide both sides by 9.



$$x - 18 = \pm 4$$

Use the Square Root Method.

$$x = 18 \pm 4$$

$$x = 22 \quad \text{or} \quad x = 14$$

Discard the solution $x = 14$ (do you see why?) and conclude that the sheet metal should be 22 centimeters by 22 centimeters.

 **Check:** If we take a piece of sheet metal 22 centimeters by 22 centimeters, cut out a 9-centimeter square from each corner, and fold up the edges, we get a box whose dimensions are 9 cm by 4 cm by 4 cm and whose volume is $9 \cdot 4 \cdot 4 = 144 \text{ cm}^3$, as required. 

 **Now Work** PROBLEM 57

A.8 Assess Your Understanding


Concepts and Vocabulary

- The process of using variables to represent unknown quantities and then finding relationships that involve these variables is referred to as _____.
- The money paid for the use of money is _____.
- Objects that move at a constant speed are said to be in _____.
- True or False** The amount charged for the use of principal for a given period of time is called the rate of interest.
- True or False** If an object moves at an average speed r , the distance d covered in time t is given by the formula $d = rt$.
- Multiple Choice** Suppose that you want to mix two coffees in order to obtain 100 pounds of a blend. If x represents the number of pounds of coffee A, which algebraic expression represents the number of pounds of coffee B?
(a) $100 - x$ (b) $x - 100$ (c) $100x$ (d) $100 + x$
- Multiple Choice** Which of the following is the simple interest formula?
(a) $I = \frac{rt}{P}$ (b) $I = Prt$ (c) $I = \frac{P}{rt}$ (d) $I = P + rt$
- Multiple Choice** If it takes 5 hours to complete a job, what fraction of the job is done in 1 hour?
(a) $\frac{4}{5}$ (b) $\frac{5}{4}$ (c) $\frac{1}{5}$ (d) $\frac{1}{4}$

Applications and Extensions

In Problems 9–18, translate each sentence into a mathematical equation. Be sure to identify the meaning of all symbols.

- Geometry** The area of a circle is the product of the number π and the square of the radius.
- Geometry** The circumference of a circle is the product of the number π and twice the radius.
- Geometry** The area of a square is the square of the length of a side.
- Geometry** The perimeter of a square is four times the length of a side.
- Physics** Force equals the product of mass and acceleration.
- Physics** Pressure is force per unit area.
- Physics** Work equals force times distance.
- Physics** Kinetic energy is one-half the product of the mass and the square of the velocity.
- Business** The total variable cost of manufacturing x dishwashers is \$150 per dishwasher times the number of dishwashers manufactured.
- Business** The total revenue derived from selling x dishwashers is \$250 per dishwasher times the number of dishwashers sold.
- Financial Planning** Betsy, a recent retiree, requires \$6000 per year in extra income. She has \$50,000 to invest and can invest in B-rated bonds paying 15% per year or in a certificate of deposit (CD) paying 7% per year. How much money should Betsy invest in each to realize exactly \$6000 in interest per year?
- Financial Planning** After 2 years, Betsy (see Problem 19) finds that she will now require \$7000 per year. Assuming that the remaining information is the same, how should the money be reinvested?
- Banking** A bank loaned out \$12,000, part of it at the rate of 8% per year and the rest at the rate of 18% per year. If the interest received totaled \$1000, how much was loaned at 8%?
- Banking** Wendy, a loan officer at a bank, has \$1,000,000 to lend and is required to obtain an average return of 18% per year. If she can lend at the rate of 19% or at the rate of 16%, how much can she lend at the 16% rate and still meet her requirement?

 **23. Blending Teas** The manager of a store that specializes in selling tea decides to experiment with a new blend. She will mix some Earl Grey tea that sells for \$6 per pound with some Orange Pekoe tea that sells for \$4 per pound to get 100 pounds of the new blend. The selling price of the new blend is to be \$5.50 per pound, and there is to be no difference in revenue between selling the new blend and selling the other types. How many pounds of the Earl Grey tea and of the Orange Pekoe tea are required?

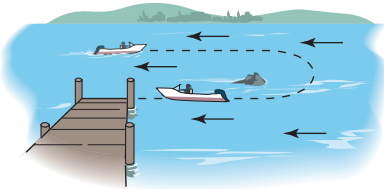
24. Business: Blending Coffee A coffee manufacturer wants to market a new blend of coffee that sells for \$4.10 per pound by mixing two coffees that sell for \$2.75 and \$5 per pound, respectively. What amounts of each coffee should be blended to obtain the desired mixture?

[Hint: Assume that the total weight of the desired blend is 100 pounds.]


25. Business: Mixing Nuts A nut store normally sells cashews for \$9.00 per pound and almonds for \$4.50 per pound. But at the end of the month the almonds had not sold well, so, in order to sell 60 pounds of almonds, the manager decided to mix the 60 pounds of almonds with some cashews and sell the mixture for \$7.75 per pound. How many pounds of cashews should be mixed with the almonds to ensure no change in the revenue?

26. Business: Mixing Candy A candy store sells boxes of candy containing caramels and cremes. Each box sells for \$12.50 and holds 30 pieces of candy (all pieces are the same size). If the caramels cost \$0.25 to produce and the cremes cost \$0.45 to produce, how many of each should be in a box to yield a profit of \$3?

27. Physics: Uniform Motion A motorboat can maintain a constant speed of 16 miles per hour relative to the water. The boat travels upstream to a certain point in 20 minutes; the return trip takes 15 minutes. What is the speed of the current? See the figure.



28. Physics: Uniform Motion A motorboat heads upstream on a river that has a current of 3 miles per hour. The trip upstream takes 5 hours, and the return trip takes 2.5 hours. What is the speed of the motorboat? (Assume that the boat maintains a constant speed relative to the water.)

 **29. Physics: Uniform Motion** A motorboat maintained a constant speed of 15 miles per hour relative to the water in going 10 miles upstream and then returning. The total time for the trip was 1.5 hours. Use this information to find the speed of the current.

30. Physics: Uniform Motion Two cars enter the Florida Turnpike at Commercial Boulevard at 8:00 AM, each heading for Wildwood. One car's average speed is 10 miles per hour more than the other's. The faster car arrives at Wildwood at 11:00 AM, $\frac{1}{2}$ hour before the other car. What was the average speed of each car? How far did each travel?

31. Moving Walkways The speed of a moving walkway is typically about 2.5 feet per second. Walking on such a moving walkway, it takes Karen a total of 48 seconds to travel 50 feet with the movement of the walkway and then back again against the movement of the walkway. What is Karen's normal walking speed?

Source: Answers.com

32. High-Speed Walkways Toronto's Pearson International Airport has a high-speed version of a moving walkway. If Liam walks while riding this moving walkway, he can travel 280 meters in 60 seconds less time than if he stands still on the moving walkway. If Liam walks at a normal rate of 1.5 meters per second, what is the speed of the walkway?


Source: Answers.com

33. Tennis A regulation doubles tennis court has an area of 2808 square feet. If it is 6 feet longer than twice its width, determine the dimensions of the court.

Source: United States Tennis Association

34. Laser Printers It takes a Xerox VersaLink C500 laser printer 9 minutes longer to complete a 1440-page print job by itself than it takes a Brother HL-L8350CDW to complete the same job by itself. Together the two printers can complete the job in 20 minutes. How long does it take each printer to complete the print job alone? What is the speed of each printer?

Source: Top Ten Reviews

 **35. Working Together on a Job** Trent can deliver his newspapers in 30 minutes. It takes Lois 20 minutes to do the same route. How long would it take them to deliver the newspapers if they worked together?

36. Working Together on a Job Patrice, by himself, can paint four rooms in 10 hours. If he hires April to help, they can do the same job together in 6 hours. If he lets April work alone, how long will it take her to paint four rooms?

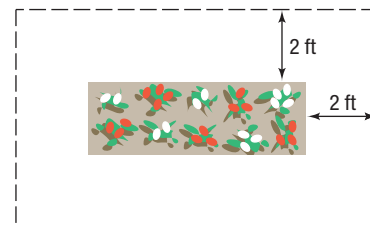
37. Enclosing a Garden A gardener has 46 feet of fencing to be used to enclose a rectangular garden that has a border 2 feet wide surrounding it. See the figure.

(a) If the length of the garden is to be twice its width, what will be the dimensions of the garden?

(b) What is the area of the garden?

(c) If the length and width of the garden are to be the same, what will be the dimensions of the garden?

(d) What will be the area of the square garden?



38. Construction A pond is enclosed by a wooden deck that is 3 feet wide. The fence surrounding the deck is 100 feet long.

(a) If the pond is square, what are its dimensions?

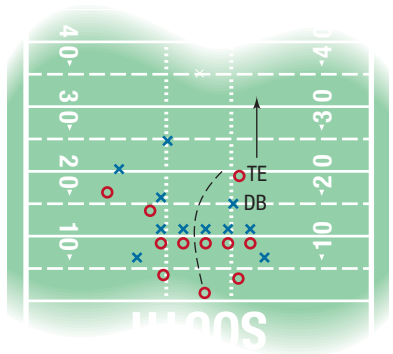
(b) If the pond is rectangular and the length of the pond is to be three times its width, what are its dimensions?

(c) If the pond is circular, what is its diameter?

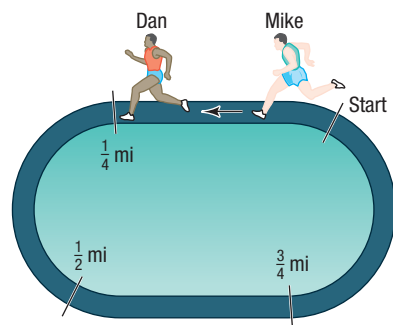
(d) Which pond has the larger area?

- 39. Football** A tight end can run the 100-yard dash in 12 seconds. A defensive back can do it in 10 seconds. The tight end catches a pass at his own 20-yard line with the defensive back at the 15-yard line. (See the figure.) If no other players are nearby, at what yard line will the defensive back catch up to the tight end?


[**Hint:** At time $t = 0$, the defensive back is 5 yards behind the tight end.]




- 40. Computing Business Expense** Therese, an outside salesperson, uses her car for both business and pleasure. Last year, she traveled 30,000 miles, using 900 gallons of gasoline. Her car gets 40 miles per gallon on the highway and 25 in the city. She can deduct all highway travel, but no city travel, on her taxes. How many miles should Therese deduct as a business expense?
- 41. Mixing Water and Antifreeze** How much water should be added to 1 gallon of pure antifreeze to obtain a solution that is 60% antifreeze?
- 42. Mixing Water and Antifreeze** The cooling system of a certain foreign-made car has a capacity of 15 liters. If the system is filled with a mixture that is 40% antifreeze, how much of this mixture should be drained and replaced by pure antifreeze so that the system is filled with a solution that is 60% antifreeze?
- 43. Chemistry: Salt Solutions** How much water must be evaporated from 32 ounces of a 4% salt solution to make a 6% salt solution?
- 44. Chemistry: Salt Solutions** How much water must be evaporated from 240 gallons of a 3% salt solution to produce a 5% salt solution?
- 45. Purity of Gold** The purity of gold is measured in karats, with pure gold being 24 karats. Other purities of gold are expressed as proportional parts of pure gold. Thus, 18-karat gold is $\frac{18}{24}$, or 75% pure gold; 12-karat gold is $\frac{12}{24}$, or 50% pure gold; and so on. How much 12-karat gold should be mixed with pure gold to obtain 60 grams of 16-karat gold?
- 46. Chemistry: Sugar Molecules** A sugar molecule has twice as many atoms of hydrogen as it does oxygen and one more atom of carbon than of oxygen. If a sugar molecule has a total of 45 atoms, how many are oxygen? How many are hydrogen?
- 47. Running a Race** Mike can run the mile in 6 minutes, and Dan can run the mile in 9 minutes. If Mike gives Dan a head start of 1 minute, how far from the start will Mike pass Dan? How long does it take? See the figure.



- 48. Range of an Airplane** An air rescue plane averages 300 miles per hour in still air. It carries enough fuel for 5 hours of flying time. If, upon takeoff, it encounters a head wind of 30 mi/h, how far can it fly and return safely? (Assume that the wind remains constant.)
- 49. Emptying Oil Tankers** An oil tanker can be emptied by the main pump in 4 hours. An auxiliary pump can empty the tanker in 9 hours. If the main pump is started at 9 AM, when should the auxiliary pump be started so that the tanker is emptied by noon?
- 50. Cement Mix** A 20-pound bag of Economy brand cement mix contains 25% cement and 75% sand. How much pure cement must be added to produce a cement mix that is 40% cement?
- 51. Filling a Tub** A bathroom tub will fill in 15 minutes with both faucets open and the stopper in place. With both faucets closed and the stopper removed, the tub will empty in 20 minutes. How long will it take for the tub to fill if both faucets are open and the stopper is removed?
- 52. Using Two Pumps** A 5-horsepower (hp) pump can empty a pool in 5 hours. A smaller, 2-hp pump empties the same pool in 8 hours. The pumps are used together to begin emptying the pool. After two hours, the 2-hp pump breaks down. How long will it take the larger pump to finish emptying the pool?
- 53. A Biathlon** Suppose that you have entered an 87-mile biathlon that consists of a run and a bicycle race. During your run, your average speed is 6 miles per hour, and during your bicycle race, your average speed is 25 miles per hour. You finish the race in 5 hours. What is the distance of the run? What is the distance of the bicycle race?
- 54. Cyclists** Two cyclists leave a city at the same time, one going east and the other going west. The westbound cyclist bikes 5 mph faster than the eastbound cyclist. After 6 hours they are 246 miles apart. How fast is each cyclist riding?
- 55. Comparing Olympic Heroes** In the 2016 Olympics, Usain Bolt of Jamaica won the gold medal in the 100-meter race with a time of 9.81 seconds. In the 1896 Olympics, Thomas Burke of the United States won the gold medal in the 100-meter race in 12.0 seconds. If they ran in the same race, repeating their respective times, by how many meters would Bolt beat Burke?
- 56. Constructing a Coffee Can**
A 30.5-ounce can of Hills Bros.[®] coffee requires 58.9π square inches of aluminum. If its height is 6.4 inches, what is its radius?
[**Hint:** The surface area S of a right cylinder is $S = 2\pi r^2 + 2\pi rh$, where r is the radius and h is the height.]



-  **57. Constructing a Box** An open box is to be constructed from a square piece of sheet metal by removing a square of side 1 foot from each corner and turning up the edges. If the box is to hold 4 cubic feet, what should be the dimension of the sheet metal?

- 58. Constructing a Box** Rework Problem 57 if the piece of sheet metal is a rectangle whose length is twice its width.

Explaining Concepts: Discussion and Writing

- 59. Critical Thinking** Make up a word problem that requires solving a linear equation as part of its solution. Exchange problems with a friend. Write a critique of your friend's problem.
- 60. Critical Thinking** You are the manager of a clothing store and have just purchased 100 dress shirts for \$20.00 each. After 1 month of selling the shirts at the regular price, you plan to have a sale giving 40% off the original selling price. However, you still want to make a profit of \$4 on each shirt at the sale price. What should you price the shirts at initially to ensure this? If, instead of 40% off at the sale, you give 50% off, by how much is your profit reduced?
- 61. Computing Average Speed** In going from Chicago to Atlanta, a car averages 45 miles per hour, and in going from Atlanta to Miami, it averages 55 miles per hour. If Atlanta is halfway between Chicago and Miami, what is the average speed from Chicago to Miami? Discuss an intuitive solution. Write a paragraph defending your intuitive solution. Then solve the problem algebraically. Is your intuitive solution the same as the algebraic one? If not, find the flaw.
- 62. Speed of a Plane** On a recent flight from Phoenix to Kansas City, a distance of 919 nautical miles, the plane arrived 20 minutes early. On leaving the aircraft, I asked the captain, "What was our tail wind?" He replied, "I don't know, but our ground speed was 550 knots." Has enough information been provided for you to find the tail wind? If possible, find the tail wind. (1 knot = 1 nautical mile per hour)
- 63. Critical Thinking** Without solving, explain what is wrong with the following mixture problem: How many liters of 25% ethanol should be added to 20 liters of 48% ethanol to obtain a solution of 58% ethanol? Now go through an algebraic solution. What happens?

A.9 Interval Notation; Solving Inequalities

PREPARING FOR THIS SECTION Before getting started, review the following:

- Algebra Essentials (Section A.1, pp. A1–A10)

 **Now Work** the 'Are You Prepared?' problems on page A80.

- OBJECTIVES**
- 1 Use Interval Notation (p. A72)
 - 2 Use Properties of Inequalities (p. A74)
 - 3 Solve Inequalities (p. A76)
 - 4 Solve Combined Inequalities (p. A77)
 - 5 Solve Inequalities Involving Absolute Value (p. A78)

Suppose that a and b are two real numbers and $a < b$. The notation $a < x < b$ means that x is a number *between* a and b . The expression $a < x < b$ is equivalent to the two inequalities $a < x$ and $x < b$. Similarly, the expression $a \leq x \leq b$ is equivalent to the two inequalities $a \leq x$ and $x \leq b$. The remaining two possibilities, $a \leq x < b$ and $a < x \leq b$, are defined similarly.

Although it is acceptable to write $3 \geq x \geq 2$, it is preferable to reverse the inequality symbols and write instead $2 \leq x \leq 3$ so that the values go from smaller to larger, reading from left to right.

A statement such as $2 \leq x \leq 1$ is false because there is no number x for which $2 \leq x$ and $x \leq 1$. Finally, never mix inequality symbols, as in $2 \leq x \geq 3$.

1 Use Interval Notation

Let a and b represent two real numbers with $a < b$.

DEFINITION Intervals

- An **open interval**, denoted by (a, b) , consists of all real numbers x for which $a < x < b$.
- A **closed interval**, denoted by $[a, b]$, consists of all real numbers x for which $a \leq x \leq b$.
- The **half-open**, or **half-closed**, intervals are $(a, b]$, consisting of all real numbers x for which $a < x \leq b$, and $[a, b)$, consisting of all real numbers x for which $a \leq x < b$.

In Words

The notation $[a, b]$ means all real numbers between a and b , inclusive. The notation (a, b) means all real numbers between a and b , not including a and b .

In each of these definitions, a is called the **left endpoint** and b the **right endpoint** of the interval.

The symbol ∞ (read as “infinity”) is not a real number, but notation used to indicate unboundedness in the positive direction. The symbol $-\infty$ (read as “negative infinity”) also is not a real number, but notation used to indicate unboundedness in the negative direction. The symbols ∞ and $-\infty$ are used to define five other kinds of intervals:

- $[a, \infty)$ consists of all real numbers x for which $x \geq a$.
- (a, ∞) consists of all real numbers x for which $x > a$.
- $(-\infty, a]$ consists of all real numbers x for which $x \leq a$.
- $(-\infty, a)$ consists of all real numbers x for which $x < a$.
- $(-\infty, \infty)$ consists of all real numbers.







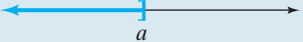
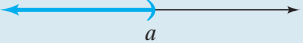

In Words

An interval is a nonempty set of real numbers.

Note that ∞ and $-\infty$ are never included as endpoints, since neither is a real number.

Table 2 summarizes interval notation, corresponding inequality notation, and their graphs.

Table 2

Interval	Inequality	Graph
The open interval (a, b)	$a < x < b$	
The closed interval $[a, b]$	$a \leq x \leq b$	
The half-open interval $[a, b)$	$a \leq x < b$	
The half-open interval $(a, b]$	$a < x \leq b$	
The interval $[a, \infty)$	$x \geq a$	
The interval (a, ∞)	$x > a$	
The interval $(-\infty, a]$	$x \leq a$	
The interval $(-\infty, a)$	$x < a$	
The interval $(-\infty, \infty)$	All real numbers	

EXAMPLE 1**Writing Inequalities Using Interval Notation**

Write each inequality using interval notation.

- (a) $1 \leq x \leq 3$ (b) $-4 < x < 0$ (c) $x > 5$ (d) $x \leq 1$

Solution

- (a) $1 \leq x \leq 3$ describes all real numbers x between 1 and 3, inclusive. In interval notation, we write $[1, 3]$.
- (b) In interval notation, $-4 < x < 0$ is written $(-4, 0)$.
- (c) In interval notation, $x > 5$ is written $(5, \infty)$.
- (d) In interval notation, $x \leq 1$ is written $(-\infty, 1]$.

EXAMPLE 2**Writing Intervals Using Inequality Notation**Write each interval as an inequality involving x .

- (a)
- $[1, 4)$
- (b)
- $(2, \infty)$
- (c)
- $[2, 3]$
- (d)
- $(-\infty, -3]$

Solution

- (a) $[1, 4)$ consists of all real numbers x for which $1 \leq x < 4$.
 (b) $(2, \infty)$ consists of all real numbers x for which $x > 2$.
 (c) $[2, 3]$ consists of all real numbers x for which $2 \leq x \leq 3$.
 (d) $(-\infty, -3]$ consists of all real numbers x for which $x \leq -3$.

 **Now Work** PROBLEMS 13, 25, AND 33**2 Use Properties of Inequalities**

The product of two positive real numbers is positive, the product of two negative real numbers is positive, and the product of 0 and 0 is 0. For any real number a , the value of a^2 is 0 or positive; that is, a^2 is nonnegative. This is called the **nonnegative property**.

In Words

The square of a real number is never negative.

Nonnegative PropertyFor any real number a ,

$$a^2 \geq 0 \quad (1)$$

When the same number is added to both sides of an inequality, an equivalent inequality is obtained. For example, since $3 < 5$, then $3 + 4 < 5 + 4$ or $7 < 9$. This is called the **addition property** of inequalities.

In Words

The addition property states that the sense, or direction, of an inequality remains unchanged if the same number is added to both sides.

Addition Property of InequalitiesFor real numbers a , b , and c ,

- If $a < b$, then $a + c < b + c$. (2a)
- If $a > b$, then $a + c > b + c$. (2b)

EXAMPLE 3**Addition Property of Inequalities**

- (a) If $x < -5$, then $x + 5 < -5 + 5$ or $x + 5 < 0$.
 (b) If $x > 2$, then $x + (-2) > 2 + (-2)$ or $x - 2 > 0$.

 **Now Work** PROBLEM 41

Now let's see what happens when both sides of an inequality are multiplied by a nonzero number.

EXAMPLE 4**Multiplying an Inequality by a Positive Number**

Express as an inequality the result of multiplying both sides of the inequality $3 < 7$ by 2.

Solution Begin with

$$3 < 7$$

Multiplying both sides by 2 yields the numbers 6 and 14, so we have

$$6 < 14$$

EXAMPLE 5**Multiplying an Inequality by a Negative Number**

Express as an inequality the result of multiplying both sides of the inequality $9 > 2$ by -4 .

Solution Begin with

$$9 > 2$$

Multiplying both sides by -4 yields the numbers -36 and -8 , so we have

$$-36 < -8$$

In Words

Multiplying by a negative number reverses the inequality.

Note that the effect of multiplying both sides of $9 > 2$ by the negative number -4 is that the direction of the inequality symbol is reversed.

Examples 4 and 5 illustrate the following general **multiplication properties** for inequalities:

In Words

The multiplication properties state that the sense, or direction, of an inequality *remains the same* if both sides are multiplied by a *positive* real number, whereas the direction is *reversed* if both sides are multiplied by a *negative* real number.

Multiplication Properties for Inequalities

For real numbers a , b , and c ,

- If $a < b$ and if $c > 0$, then $ac < bc$. (3a)
- If $a < b$ and if $c < 0$, then $ac > bc$.
- If $a > b$ and if $c > 0$, then $ac > bc$. (3b)
- If $a > b$ and if $c < 0$, then $ac < bc$.

EXAMPLE 6**Multiplication Property of Inequalities**

(a) If $2x < 6$, then $\frac{1}{2} \cdot 2x < \frac{1}{2} \cdot 6$ or $x < 3$.

(b) If $\frac{x}{-3} > 12$, then $-3 \left(\frac{x}{-3} \right) < -3 \cdot 12$ or $x < -36$.

(c) If $-4x < -8$, then $\frac{-4x}{-4} > \frac{-8}{-4}$ or $x > 2$.

(d) If $-x > 8$, then $(-1)(-x) < (-1) \cdot 8$ or $x < -8$.

Reciprocal Properties for Inequalities

- If $a > 0$, then $\frac{1}{a} > 0$. (4a)

- If $a < 0$, then $\frac{1}{a} < 0$. (4b)

- If $b > a > 0$, then $\frac{1}{a} > \frac{1}{b} > 0$. (4c)

- If $a < b < 0$, then $\frac{1}{b} < \frac{1}{a} < 0$. (4d)

3 Solve Inequalities

An **inequality in one variable** is a statement involving two expressions, at least one containing the variable, separated by one of the inequality symbols: $<$, \leq , $>$, or \geq . To **solve an inequality** means to find all values of the variable for which the statement is true. These values are called **solutions** of the inequality.

For example, the following are all inequalities involving one variable x :

$$x + 5 < 8 \quad 2x - 3 \geq 4 \quad x^2 - 1 \leq 3 \quad \frac{x + 1}{x - 2} > 0$$

As with equations, one method for solving an inequality is to replace it by a series of equivalent inequalities until an inequality with an obvious solution, such as $x < 3$, is obtained. Equivalent inequalities are obtained by applying some of the same properties that are used to find equivalent equations. The addition property and the multiplication properties for inequalities form the basis for the following procedures.

Procedures That Leave the Inequality Symbol Unchanged

- Simplify both sides of the inequality by combining like terms and eliminating parentheses:

$$\begin{array}{l} \text{Replace } x + 2 + 6 > 2x + 5(x + 1) \\ \text{by } x + 8 > 7x + 5 \end{array}$$

- Add or subtract the same expression on both sides of the inequality:

$$\begin{array}{l} \text{Replace } 3x - 5 < 4 \\ \text{by } (3x - 5) + 5 < 4 + 5 \end{array}$$

- Multiply or divide both sides of the inequality by the same *positive* expression:

$$\text{Replace } 4x > 16 \text{ by } \frac{4x}{4} > \frac{16}{4}$$

Procedures That Reverse the Sense or Direction of the Inequality Symbol

- Interchange the two sides of the inequality:

$$\text{Replace } 3 < x \text{ by } x > 3$$

- Multiply or divide both sides of the inequality by the same *negative* expression:

$$\text{Replace } -2x > 6 \text{ by } \frac{-2x}{-2} < \frac{6}{-2}$$

As the examples that follow illustrate, we solve inequalities using many of the same steps that are used to solve equations. In writing the solution of an inequality, either set notation or interval notation may be used, whichever is more convenient.

EXAMPLE 7**Solving an Inequality**

Solve the inequality $4x + 7 \geq 2x - 3$, and graph the solution set.

Solution

$$4x + 7 \geq 2x - 3$$

$$4x + 7 - 7 \geq 2x - 3 - 7 \quad \text{Subtract 7 from both sides.}$$

$$4x \geq 2x - 10 \quad \text{Simplify.}$$

$$4x - 2x \geq 2x - 10 - 2x \quad \text{Subtract } 2x \text{ from both sides.}$$

$$2x \geq -10 \quad \text{Simplify.}$$

$$\frac{2x}{2} \geq \frac{-10}{2} \quad \text{Divide both sides by 2. (The direction of the inequality symbol is unchanged.)}$$

$$x \geq -5 \quad \text{Simplify.}$$



Figure 28 $x \geq -5$

The solution set is $\{x|x \geq -5\}$ or, using interval notation, all numbers in the interval $[-5, \infty)$. See Figure 28 for the graph.

 **Now Work** PROBLEM 59

4 Solve Combined Inequalities**EXAMPLE 8****Solving a Combined Inequality**

Solve the inequality $-5 < 3x - 2 < 1$, and graph the solution set.

Solution

Recall that the inequality

$$-5 < 3x - 2 < 1$$

is equivalent to the two inequalities

$$-5 < 3x - 2 \quad \text{and} \quad 3x - 2 < 1$$

Solve each of these inequalities separately.

$$-5 < 3x - 2$$

$$-5 + 2 < 3x - 2 + 2 \quad \text{Add 2 to both sides.}$$

$$-3 < 3x \quad \text{Simplify.}$$

$$\frac{-3}{3} < \frac{3x}{3} \quad \text{Divide both sides by 3.}$$

$$-1 < x \quad \text{Simplify.}$$

$$3x - 2 < 1$$

$$3x - 2 + 2 < 1 + 2$$

$$3x < 3$$

$$\frac{3x}{3} < \frac{3}{3}$$

$$x < 1$$

The solution set of the original pair of inequalities consists of all x for which

$$-1 < x \quad \text{and} \quad x < 1$$



Figure 29 $-1 < x < 1$

This may be written more compactly as $\{x|-1 < x < 1\}$. In interval notation, the solution is $(-1, 1)$. See Figure 29 for the graph.

 **Now Work** PROBLEM 79

Observe in Example 8 that solving each of the two inequalities required exactly the same steps. A shortcut to solving the original inequality algebraically is to deal with the two inequalities at the same time, as follows:

$$\begin{array}{rcl} -5 < 3x - 2 < 1 \\ -5 + 2 < 3x - 2 + 2 < 1 + 2 & \text{Add 2 to each part.} \\ -3 < 3x < 3 & \text{Simplify.} \\ \frac{-3}{3} < \frac{3x}{3} < \frac{3}{3} & \text{Divide each part by 3.} \\ -1 < x < 1 & \text{Simplify.} \end{array}$$

EXAMPLE 9**Using a Reciprocal Property to Solve an Inequality**

Solve the inequality $(4x - 1)^{-1} > 0$, and graph the solution set.

Solution

Recall that $(4x - 1)^{-1} = \frac{1}{4x - 1}$. Reciprocal Property (4a) states that if $a > 0$, then its reciprocal is greater than zero.

$$\begin{array}{rcl} (4x - 1)^{-1} > 0 \\ \frac{1}{4x - 1} > 0 \\ 4x - 1 > 0 & \text{Reciprocal Property (4a)} \\ 4x > 1 & \text{Add 1 to both sides.} \\ x > \frac{1}{4} & \text{Divide both sides by 4.} \end{array}$$



Figure 30 $x > \frac{1}{4}$

The solution set is $\left\{x \mid x > \frac{1}{4}\right\}$, that is, all real numbers in the interval $\left(\frac{1}{4}, \infty\right)$. Figure 30 gives the graph.

 **Now Work** PROBLEM 89

5 Solve Inequalities Involving Absolute Value**EXAMPLE 10****Solving an Inequality Involving Absolute Value**

Solve the inequality $|x| < 4$, and graph the solution set.

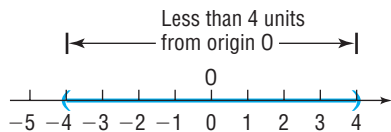
Solution

Figure 31 $|x| < 4$

We are looking for all points whose coordinate x is a distance less than 4 units from the origin. See Figure 31 for the graph. Because any x between -4 and 4 satisfies the condition $|x| < 4$, the solution set consists of all numbers x for which $-4 < x < 4$, that is, all x in the interval $(-4, 4)$.

EXAMPLE 11**Solving an Inequality Involving Absolute Value**

Solve the inequality $|x| > 3$, and graph the solution set.

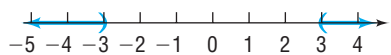
Solution

Figure 32 $|x| > 3$

We are looking for all points whose coordinate x is a distance greater than 3 units from the origin. Figure 32 gives the graph. Any number x less than -3 or greater than 3 satisfies the condition $|x| > 3$. The solution set consists of all numbers x for which $x < -3$ or $x > 3$, that is, all x in $(-\infty, -3) \cup (3, \infty)$.

*Recall that the symbol \cup stands for the union of two sets. Refer to page A2 if necessary.

Examples 10 and 11 illustrate the following results:

THEOREM

If a is any positive number, then

$$\bullet |u| < a \text{ is equivalent to } -a < u < a \quad (5)$$

$$\bullet |u| \leq a \text{ is equivalent to } -a \leq u \leq a \quad (6)$$

$$\bullet |u| > a \text{ is equivalent to } u < -a \text{ or } u > a \quad (7)$$

$$\bullet |u| \geq a \text{ is equivalent to } u \leq -a \text{ or } u \geq a \quad (8)$$

EXAMPLE 12

Solving an Inequality Involving Absolute Value

Solve the inequality $|2x + 4| \leq 3$, and graph the solution set.

Solution

$$|2x + 4| \leq 3$$

This follows the form of statement (6)

where $u = 2x + 4$.

Use statement (6).

$$-3 \leq 2x + 4 \leq 3$$

Subtract 4 from each part.

$$-3 - 4 \leq 2x + 4 - 4 \leq 3 - 4$$

$$-7 \leq 2x \leq -1$$

Simplify.

$$\frac{-7}{2} \leq \frac{2x}{2} \leq \frac{-1}{2}$$

Divide each part by 2.

$$-\frac{7}{2} \leq x \leq -\frac{1}{2}$$

Simplify.

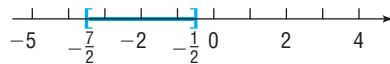


Figure 33 $|2x + 4| \leq 3$

The solution set is $\left\{x \mid -\frac{7}{2} \leq x \leq -\frac{1}{2}\right\}$, that is, all x in the interval $\left[-\frac{7}{2}, -\frac{1}{2}\right]$. See Figure 33 for a graph of the solution set.

 **Now Work** PROBLEM 97

EXAMPLE 13

Solving an Inequality Involving Absolute Value

Solve the inequality $|2x - 5| > 3$, and graph the solution set.

Solution

$$|2x - 5| > 3 \quad \text{This follows the form of statement (7) where } u = 2x - 5.$$

$$2x - 5 < -3 \quad \text{or} \quad 2x - 5 > 3 \quad \text{Use statement (7).}$$

$$2x - 5 + 5 < -3 + 5 \quad \text{or} \quad 2x - 5 + 5 > 3 + 5 \quad \text{Add 5 to each part.}$$

$$2x < 2 \quad \text{or} \quad 2x > 8 \quad \text{Simplify.}$$

$$\frac{2x}{2} < \frac{2}{2} \quad \text{or} \quad \frac{2x}{2} > \frac{8}{2} \quad \text{Divide each part by 2.}$$

$$x < 1 \quad \text{or} \quad x > 4 \quad \text{Simplify.}$$

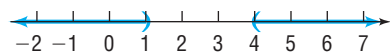


Figure 34 $|2x - 5| > 3$

The solution set is $\{x \mid x < 1 \text{ or } x > 4\}$, that is, all x in $(-\infty, 1) \cup (4, \infty)$. See Figure 34 for a graph of the solution set.

WARNING A common error to be avoided is to attempt to write the solution $x < 1$ or $x > 4$ as the combined inequality $1 > x > 4$, which is incorrect, since there are no numbers x for which $x < 1$ and $x > 4$. Another common error is to “mix” the symbols and write $1 < x > 4$, which makes no sense.

 **Now Work** PROBLEM 103

A.9 Assess Your Understanding

'Are You Prepared?' Answers are given at the end of these exercises. If you get a wrong answer, read the pages listed in red.

1. Graph the inequality: $x \geq -2$ (pp. A4–A5)

2. **True or False** $-5 > -3$ (pp. A4–A5)

Concepts and Vocabulary

3. A(n) _____, denoted $[a, b]$, consists of all real numbers x for which $a \leq x \leq b$.

4. The _____ state that the sense, or direction, of an inequality remains the same if both sides are multiplied by a positive number, while the direction is reversed if both sides are multiplied by a negative number.

In Problems 5–8, assume that $a < b$ and $c < 0$.

5. **True or False** $a + c < b + c$

6. **True or False** $a - c < b - c$

7. **True or False** $ac > bc$

8. **True or False** $\frac{a}{c} < \frac{b}{c}$

9. **True or False** The square of any real number is always nonnegative.

10. **True or False** A half-closed interval must have an endpoint of either $-\infty$ or ∞ .

11. **Multiple Choice** Which of the following will *not* change the direction, or sense, of an inequality?

(a) Dividing both sides by a negative number

(b) Interchanging sides

(c) Taking the reciprocal of both sides

(d) Subtracting a positive number from both sides

12. **Multiple Choice** Which pair of inequalities is equivalent to $0 < x \leq 3$?

(a) $x > 0$ and $x \geq 3$


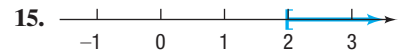

(b) $x < 0$ and $x \geq 3$

(c) $x > 0$ and $x \leq 3$

(d) $x < 0$ and $x \leq 3$

Skill Building

In Problems 13–18, express the graph shown in blue using interval notation. Also express each as an inequality involving x .



In Problems 19–24, an inequality is given. Write the inequality obtained by:

(a) Adding 3 to both sides of the given inequality.

(b) Subtracting 5 from both sides of the given inequality.

(c) Multiplying both sides of the given inequality by 3.

(d) Multiplying both sides of the given inequality by -2 .

19. $3 < 5$

20. $2 > 1$

21. $4 > -3$

22. $-3 > -5$

23. $2x + 1 < 2$

24. $1 - 2x > 5$

In Problems 25–32, write each inequality using interval notation, and graph each inequality on the real number line.

25. $0 \leq x \leq 4$

26. $-1 < x < 5$

27. $4 \leq x < 6$

28. $-2 < x < 0$

29. $x \geq -3$

30. $x \leq 5$

31. $x < -4$

32. $x > 1$

In Problems 33–40, write each interval as an inequality involving x , and graph each inequality on the real number line.

33. $[2, 5]$

34. $(1, 2)$

35. $(-4, 3]$

36. $[0, 1)$

37. $[4, \infty)$

38. $(-\infty, 2]$

39. $(-\infty, -3)$

40. $(-8, \infty)$

In Problems 41–58, fill in the blank to form a correct inequality statement.

41. If $x < 5$, then $x - 5$ _____ 0.

42. If $x < -4$, then $x + 4$ _____ 0.

43. If $x > -4$, then $x + 4$ _____ 0.

44. If $x > 6$, then $x - 6$ _____ 0.

45. If $x \geq -4$, then $3x$ _____ -12 .

46. If $x \leq 3$, then $2x$ _____ 6.

47. If $x > 6$, then $-2x$ _____ -12 .

48. If $x > -2$, then $-4x$ _____ 8.

49. If $x \geq 5$, then $-4x$ _____ -20 .

49. If $x \leq -4$, then $-3x$ _____ 12.

51. If $8x > 40$, then x _____ 5.

52. If $3x \leq 12$, then x _____ 4.

53. If $-\frac{1}{2}x \leq 3$, then x _____ -6 .

54. If $-\frac{1}{4}x > 1$, then x _____ -4 .

55. If $0 < 5 < x$, then $0 < \frac{1}{\square} < \frac{1}{\square}$.

56. If $x \leq -4 < 0$, then $\frac{1}{\square} \leq \frac{1}{\square} < 0$.

57. If $-5 < x < 0$, then $\frac{1}{\square} < \frac{1}{\square} < 0$.

58. If $0 < x \leq 10$, then $0 < \frac{1}{\square} \leq \frac{1}{\square}$.

In Problems 59–108, solve each inequality. Express your answer using set notation or interval notation. Graph the solution set.

59. $x + 1 < 5$ 60. $x - 6 < 1$ 61. $3 - 5x \leq -7$
62. $2 - 3x \leq 5$ 63. $3x - 7 > 2$ 64. $2x + 5 > 1$
65. $3x - 1 \geq 3 + x$ 66. $2x - 2 \geq 3 + x$ 67. $-2(x + 3) < 8$
68. $-3(1 - x) < 12$ 69. $4 - 3(1 - x) \leq 3$ 70. $8 - 4(2 - x) \leq -2x$
71. $\frac{1}{2}(x - 4) > x + 8$ 72. $3x + 4 > \frac{1}{3}(x - 2)$ 73. $\frac{x}{2} \geq 1 - \frac{x}{4}$
74. $\frac{x}{3} \geq 2 + \frac{x}{6}$ 75. $0 < 3x - 7 \leq 5$ 76. $4 \leq 2x + 2 \leq 10$
77. $-5 \leq 4 - 3x \leq 2$ 78. $-3 \leq 3 - 2x \leq 9$ 79. $-3 < \frac{2x - 1}{4} < 0$
80. $0 < \frac{3x + 2}{2} < 4$ 81. $1 < 1 - \frac{1}{2}x < 4$ 82. $0 < 1 - \frac{1}{3}x < 1$
83. $(x + 2)(x - 3) > (x - 1)(x + 1)$ 84. $(x - 1)(x + 1) > (x - 3)(x + 4)$ 85. $x(4x + 3) \leq (2x + 1)^2$
86. $x(9x - 5) \leq (3x - 1)^2$ 87. $\frac{1}{2} \leq \frac{x + 1}{3} < \frac{3}{4}$ 88. $\frac{1}{3} < \frac{x + 1}{2} \leq \frac{2}{3}$
89. $(4x + 2)^{-1} < 0$ 90. $(2x - 1)^{-1} > 0$ 91. $(1 - 4x)^{-1} \geq 7$
92. $2(3x + 5)^{-1} \leq -3$ 93. $0 < \frac{2}{x} < \frac{3}{5}$ 94. $0 < \frac{4}{x} < \frac{2}{3}$
95. $0 < (2x - 4)^{-1} < \frac{1}{2}$ 96. $0 < (3x + 6)^{-1} < \frac{1}{3}$ 97. $|2x| < 8$
98. $|3x| < 12$ 99. $|3x| > 12$ 100. $|2x| > 6$
101. $|2x - 1| \leq 1$ 102. $|2x + 5| \leq 7$ 103. $|1 - 2x| > 3$
104. $|2 - 3x| > 1$ 105. $|-4x| + |-5| \leq 9$ 106. $|-x| - |4| \leq 2$
107. $|-2x| \geq |-4|$ 108. $|-x - 2| \geq 1$

Applications and Extensions


In Problems 109–118, find a and b .

109. If $-1 < x < 1$, then $a < x + 4 < b$.
110. If $-3 < x < 2$, then $a < x - 6 < b$.
111. If $2 < x < 3$, then $a < -4x < b$.
112. If $-4 < x < 0$, then $a < \frac{1}{2}x < b$.
113. If $0 < x < 4$, then $a < 2x + 3 < b$.
114. If $-3 < x < 3$, then $a < 1 - 2x < b$.
115. If $-3 < x < 0$, then $a < \frac{1}{x + 4} < b$.
116. If $2 < x < 4$, then $a < \frac{1}{x - 6} < b$.
117. If $6 < 3x < 12$, then $a < x^2 < b$.
118. If $0 < 2x < 6$, then $a < x^2 < b$.
119. What is the domain of the variable in the expression $\sqrt{3x + 6}$?
120. What is the domain of the variable in the expression $\sqrt{8 + 2x}$?
121. A young adult may be defined as someone older than 21 but less than 30 years of age. Express this statement using inequalities.
122. Middle-aged may be defined as being 40 or more and less than 60. Express this statement using inequalities.

123. Life Expectancy The Social Security Administration determined that an average 30-year-old male in 2018 could expect to live at least 52.2 more years and that an average 30-year-old female in 2018 could expect to live at least 55.8 more years.

- (a) To what age could an average 30-year-old male expect to live? Express your answer as an inequality.
- (b) To what age could an average 30-year-old female expect to live? Express your answer as an inequality.
- (c) Who can expect to live longer, a male or a female? By how many years?

Source: Social Security Administration, 2018



124. General Chemistry For a certain ideal gas, the volume V (in cubic centimeters) equals 20 times the temperature T (in degrees Celsius). If the temperature varies from 80° to 120°C , inclusive, what is the corresponding range of the volume of the gas?

125. Real Estate A real estate agent agrees to sell an apartment complex according to the following commission schedule: \$45,000 plus 25% of the selling price in excess of \$900,000. Assuming that the complex will sell at some price between \$900,000 and \$1,100,000, inclusive, over what range does the agent's commission vary? How does the commission vary as a percent of selling price?

126. Sales Commission A used car salesperson is paid a commission of \$25 plus 40% of the selling price in excess of owner's cost. The owner claims that used cars typically sell for at least owner's cost plus \$200 and at most owner's cost plus \$3000. For each sale made, over what range can the salesperson expect the commission to vary?

127. Federal Tax Withholding The percentage method of withholding for federal income tax (2018) states that a single person whose weekly wages, after subtracting withholding allowances, are over \$815, but not over \$1658, shall have \$85.62 plus 22% of the excess over \$815 withheld. Over what range does the amount withheld vary if the weekly wages vary from \$900 to \$1100, inclusive?

Source: Employer's Tax Guide. Internal Revenue Service, 2018

128. Exercising Sue wants to lose weight. For healthy weight loss, the American College of Sports Medicine (ACSM) recommends 200 to 300 minutes of exercise per week. For the first six days of the week, Sue exercised 40, 45, 0, 50, 25, and 35 minutes. How long should Sue exercise on the seventh day in order to stay within the ACSM guidelines?

129. Electricity Rates During summer months in 2018, Omaha Public Power District charged residential customers a monthly service charge of \$25, plus a usage charge of 10.06¢ per kilowatt-hour (kWh). If one customer's monthly summer bills ranged from a low of \$140.69 to a high of \$231.23, over what range did usage vary (in kWh)?

Source: Omaha Public Power District, 2018

130. Sewer Bills The village of Oak Lawn charges homeowners \$23.55 per quarter-year for sewer usage, plus \$0.40 per 1000 gallons of water metered. In 2018, one homeowner's quarterly bill ranged from a high of \$36.75 to a low of \$30.35. Over what range did metered water usage vary?

Source: Village of Oak Lawn, Illinois, January 2018

131. Fat Content Suppose that you order a small McCafe™ chocolate shake (15 g of fat) and an Artisan Grilled Chicken Sandwich™ (7 g of fat) at McDonald's. How many oatmeal raisin cookies can you eat (5 g of fat) and still keep the total fat content of your meal to no more than 47 g?

Source: McDonald's Corporation

132. Sodium Content Suppose that you order a Garden Side Salad (95 mg of sodium) and a Strawberry Banana Smoothie (50 mg of sodium) at Burger King. How many hamburgers can you eat (380 mg of sodium) and still keep the total sodium content of your meal to no more than 1285 mg?

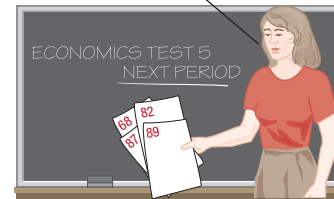
Source: Burger King

133. Computing Grades In your Economics 101 class, you have scores of 68, 82, 87, and 89 on the first four of five tests. To get a grade of B, the average of the first five test scores must be greater than or equal to 80 and less than 90.

(a) Solve an inequality to find the least score you can get on the last test and still earn a B.

(b) What score do you need if the fifth test counts double?

What do I need to get a B?



134. IQ Tests A standard intelligence test has an average score of 100. According to statistical theory, of the people who take the test, the 2.5% with the highest scores will have scores of more than 1.96σ above the average, where σ (sigma, a number called the **standard deviation**) depends on the nature of the test. If $\sigma = 12$ for this test and there is (in principle) no upper limit to the score possible on the test, write the interval of possible test scores of the people in the top 2.5%.

135. Arithmetic Mean If $a < b$, show that $a < \frac{a+b}{2} < b$. The number $\frac{a+b}{2}$ is called the **arithmetic mean** of a and b .

136. Refer to Problem 135. Show that the arithmetic mean of a and b is equidistant from a and b .

137. Geometric Mean If $0 < a < b$, show that $a < \sqrt{ab} < b$. The number \sqrt{ab} is called the **geometric mean** of a and b .

138. Refer to Problems 135 and 137. Show that the geometric mean of a and b is less than the arithmetic mean of a and b .

Explaining Concepts: Discussion and Writing

139. Make up an inequality that has no solution. Make up an inequality that has exactly one solution.

140. The inequality $x^2 + 1 < -5$ has no real solution. Explain why.

141. Do you prefer to use inequality notation or interval notation to express the solution to an inequality? Give your reasons. Are there particular circumstances when you prefer one to the other? Cite examples.

'Are You Prepared?' Answers

1. 2. False

A.10 n th Roots; Rational Exponents

PREPARING FOR THIS SECTION Before getting started, review the following:

- Exponents, Square Roots (Section A.1, pp. A7–A10)

 **Now Work** the 'Are You Prepared?' problems on page 89.

- OBJECTIVES**
- 1 Work with n th Roots (p. A83)
 - 2 Simplify Radicals (p. A84)
 - 3 Rationalize Denominators and Numerators (p. A85)
 - 4 Solve Radical Equations (p. A86)
 - 5 Simplify Expressions with Rational Exponents (p. A87)

1 Work with n th Roots

DEFINITION Principal n th Root

The **principal n th root of a real number a** , $n \geq 2$ an integer, symbolized by $\sqrt[n]{a}$, is defined as follows:

$$\sqrt[n]{a} = b \quad \text{means} \quad a = b^n$$

where $a \geq 0$ and $b \geq 0$ if n is even and a, b are any real numbers if n is odd.

In Words

The symbol $\sqrt[n]{a}$ means "what is the number that, when raised to the power n , equals a ."

Notice that if a is negative and n is even, then $\sqrt[n]{a}$ is not defined. When it is defined, the principal n th root of a number is unique.

The symbol $\sqrt[n]{a}$ for the principal n th root of a is called a **radical**; the integer n is called the **index**, and a is called the **radicand**. If the index of a radical is 2, we call $\sqrt[2]{a}$ the **square root** of a and omit the index 2 by simply writing \sqrt{a} . If the index is 3, we call $\sqrt[3]{a}$ the **cube root** of a .

EXAMPLE 1

Simplifying Principal n th Roots

$$(a) \sqrt[3]{8} = \sqrt[3]{2^3} = 2$$

$$(b) \sqrt[3]{-64} = \sqrt[3]{(-4)^3} = -4$$

$$(c) \sqrt[4]{\frac{1}{16}} = \sqrt[4]{\left(\frac{1}{2}\right)^4} = \frac{1}{2}$$

$$(d) \sqrt[6]{(-2)^6} = |-2| = 2$$

These are examples of **perfect roots**, since each simplifies to a rational number. Notice the absolute value in Example 1(d). If n is even, then the principal n th root must be nonnegative.

In general, if $n \geq 2$ is an integer and a is a real number, we have

$$\sqrt[n]{a^n} = a \quad \text{if } n \geq 3 \text{ is odd} \quad \text{(1a)}$$

$$\sqrt[n]{a^n} = |a| \quad \text{if } n \geq 2 \text{ is even} \quad \text{(1b)}$$

Now Work PROBLEM 11

Radicals provide a way of representing many irrational real numbers. For example, it can be shown that there is no rational number whose square is 2. Using radicals, we can say that $\sqrt{2}$ is the positive number whose square is 2.

3 Rationalize Denominators and Numerators

When radicals occur in quotients, it is customary to rewrite the quotient so that the new denominator contains no radicals. This process is referred to as **rationalizing the denominator**.

The idea is to multiply by an appropriate expression so that the new denominator contains no radicals. For example:

If a Denominator Contains the Factor	Multiply by	To Obtain a Denominator Free of Radicals
$\sqrt{3}$	$\sqrt{3}$	$(\sqrt{3})^2 = 3$
$\sqrt{3} + 1$	$\sqrt{3} - 1$	$(\sqrt{3})^2 - 1^2 = 3 - 1 = 2$
$\sqrt{2} - 3$	$\sqrt{2} + 3$	$(\sqrt{2})^2 - 3^2 = 2 - 9 = -7$
$\sqrt{5} - \sqrt{3}$	$\sqrt{5} + \sqrt{3}$	$(\sqrt{5})^2 - (\sqrt{3})^2 = 5 - 3 = 2$
$\sqrt[3]{4}$	$\sqrt[3]{2}$	$\sqrt[3]{4} \cdot \sqrt[3]{2} = \sqrt[3]{8} = 2$

In rationalizing the denominator of a quotient, be sure to multiply both the numerator and the denominator by the expression.

EXAMPLE 5

Rationalizing Denominators

Rationalize the denominator of each expression:

(a) $\frac{1}{\sqrt{3}}$

(b) $\frac{5}{4\sqrt{2}}$

(c) $\frac{\sqrt{2}}{\sqrt{3} - 3\sqrt{2}}$

Solution

(a) The denominator contains the factor $\sqrt{3}$, so we multiply the numerator and denominator by $\sqrt{3}$ to obtain

$$\frac{1}{\sqrt{3}} = \frac{1}{\sqrt{3}} \cdot \frac{\sqrt{3}}{\sqrt{3}} = \frac{\sqrt{3}}{(\sqrt{3})^2} = \frac{\sqrt{3}}{3}$$


(b) The denominator contains the factor $\sqrt{2}$, so we multiply the numerator and denominator by $\sqrt{2}$ to obtain

$$\frac{5}{4\sqrt{2}} = \frac{5}{4\sqrt{2}} \cdot \frac{\sqrt{2}}{\sqrt{2}} = \frac{5\sqrt{2}}{4(\sqrt{2})^2} = \frac{5\sqrt{2}}{4 \cdot 2} = \frac{5\sqrt{2}}{8}$$

(c) The denominator contains the factor $\sqrt{3} - 3\sqrt{2}$, so we multiply the numerator and denominator by $\sqrt{3} + 3\sqrt{2}$ to obtain

$$\begin{aligned} \frac{\sqrt{2}}{\sqrt{3} - 3\sqrt{2}} &= \frac{\sqrt{2}}{\sqrt{3} - 3\sqrt{2}} \cdot \frac{\sqrt{3} + 3\sqrt{2}}{\sqrt{3} + 3\sqrt{2}} = \frac{\sqrt{2}(\sqrt{3} + 3\sqrt{2})}{(\sqrt{3})^2 - (3\sqrt{2})^2} \\ &= \frac{\sqrt{2}\sqrt{3} + 3(\sqrt{2})^2}{3 - 18} = \frac{\sqrt{6} + 6}{-15} = -\frac{6 + \sqrt{6}}{15} \end{aligned}$$

Now Work PROBLEM 59

 In calculus, it is sometimes necessary to **rationalize the numerator** of a quotient. To do this, multiply by an appropriate expression so that the new numerator contains no radicals.

EXAMPLE 6

Rationalizing Numerators

Rationalize the numerator of the following expression.

$$\frac{\sqrt{x+h} - \sqrt{x}}{h} \quad h \neq 0$$

Solution

The numerator contains the factor $\sqrt{x+h} - \sqrt{x}$, so we multiply the numerator and denominator by $\sqrt{x+h} + \sqrt{x}$ to obtain

$$\begin{aligned} \frac{\sqrt{x+h} - \sqrt{x}}{h} &= \frac{\sqrt{x+h} - \sqrt{x}}{h} \cdot \frac{\sqrt{x+h} + \sqrt{x}}{\sqrt{x+h} + \sqrt{x}} = \frac{(\sqrt{x+h})^2 - (\sqrt{x})^2}{h(\sqrt{x+h} + \sqrt{x})} \\ &= \frac{x+h-x}{h(\sqrt{x+h} + \sqrt{x})} = \frac{h}{h(\sqrt{x+h} + \sqrt{x})} = \frac{1}{\sqrt{x+h} + \sqrt{x}} \end{aligned}$$

 **Now Work** PROBLEM 69

4 Solve Radical Equations

When the variable in an equation occurs in a square root, cube root, and so on—that is, when it occurs in a radical—the equation is called a **radical equation**. Sometimes a suitable operation will change a radical equation to one that is linear or quadratic. A commonly used procedure is to isolate the most complicated radical on one side of the equation and then eliminate it by raising both sides to a power equal to the index of the radical. Care must be taken, however, because apparent solutions that are not, in fact, solutions of the original equation may result. These are called **extraneous solutions**. Therefore, we need to check all answers when working with radical equations, and we check them in the *original* equation.

EXAMPLE 7

Solving a Radical Equation

Find the real solutions of the equation: $\sqrt[3]{2x-4} - 2 = 0$


Solution

The equation contains a radical whose index is 3. Isolate it on the left side.

$$\begin{aligned} \sqrt[3]{2x-4} - 2 &= 0 \\ \sqrt[3]{2x-4} &= 2 \quad \text{Add 2 to both sides.} \end{aligned}$$

Now raise both sides to the third power (the index of the radical is 3) and solve.

$$\begin{aligned} (\sqrt[3]{2x-4})^3 &= 2^3 \quad \text{Raise both sides to the power 3.} \\ 2x - 4 &= 8 \quad \text{Simplify.} \\ 2x &= 12 \quad \text{Add 4 to both sides.} \\ x &= 6 \quad \text{Divide both sides by 2.} \end{aligned}$$

 **Check:** $\sqrt[3]{2(6)} - 4 - 2 = \sqrt[3]{12} - 4 - 2 = \sqrt[3]{8} - 2 = 2 - 2 = 0$

The solution set is $\{6\}$.

 **Now Work** PROBLEM 77

5 Simplify Expressions with Rational Exponents

Radicals are used to define rational exponents.

DEFINITION $a^{1/n}$

If a is a real number and $n \geq 2$ is an integer, then

$$a^{1/n} = \sqrt[n]{a} \quad (3)$$

provided that $\sqrt[n]{a}$ exists.

Note that if n is even and $a < 0$, then $\sqrt[n]{a}$ and $a^{1/n}$ do not exist.

EXAMPLE 8**Writing Expressions Containing Fractional Exponents as Radicals**

(a) $4^{1/2} = \sqrt{4} = 2$

(b) $8^{1/2} = \sqrt{8} = 2\sqrt{2}$

(c) $(-27)^{1/3} = \sqrt[3]{-27} = -3$

(d) $16^{1/3} = \sqrt[3]{16} = 2\sqrt[3]{2}$

DEFINITION $a^{m/n}$

If a is a real number and m and n are integers containing no common factors, with $n \geq 2$, then

$$a^{m/n} = \sqrt[n]{a^m} = (\sqrt[n]{a})^m \quad (4)$$

provided that $\sqrt[n]{a}$ exists.

We have two comments about equation (4):

- The exponent $\frac{m}{n}$ must be in lowest terms, and $n \geq 2$ must be positive.
- In simplifying the expression $a^{m/n}$, either $\sqrt[n]{a^m}$ or $(\sqrt[n]{a})^m$ may be used, the choice depending on which is easier to simplify. Generally, taking the root first, as in $(\sqrt[n]{a})^m$, is easier.

EXAMPLE 9**Simplifying Expressions With Rational Exponents**

(a) $4^{3/2} = (\sqrt{4})^3 = 2^3 = 8$

(b) $(-8)^{4/3} = (\sqrt[3]{-8})^4 = (-2)^4 = 16$

(c) $(32)^{-2/5} = (\sqrt[5]{32})^{-2} = 2^{-2} = \frac{1}{4}$

(d) $25^{6/4} = 25^{3/2} = (\sqrt{25})^3 = 5^3 = 125$

 **Now Work** PROBLEM 81

It can be shown that the Laws of Exponents hold for rational exponents. The next example illustrates using the Laws of Exponents to simplify.

EXAMPLE 10**Simplifying Expressions With Rational Exponents**

Simplify each expression. Express your answer so that only positive exponents occur. Assume that the variables are positive.

(a) $(x^{2/3}y)(x^{-2}y)^{1/2}$

(b) $\left(\frac{2x^{1/3}}{y^{2/3}}\right)^{-3}$

(c) $\left(\frac{9x^2y^{1/3}}{x^{1/3}y}\right)^{1/2}$

Solution

$$\begin{aligned} \text{(a)} \quad (x^{2/3}y)(x^{-2}y)^{1/2} &= x^{2/3} \cdot y \cdot (x^{-2})^{1/2} \cdot y^{1/2} & (ab)^n &= a^n b^n \\ &= x^{2/3} \cdot y \cdot x^{-1} \cdot y^{1/2} & (a^m)^n &= a^{mn} \\ &= x^{2/3} \cdot x^{-1} \cdot y \cdot y^{1/2} \\ &= x^{-1/3} \cdot y^{3/2} & a^m \cdot a^n &= a^{m+n} \\ &= \frac{y^{3/2}}{x^{1/3}} & a^{-n} &= \frac{1}{a^n} \end{aligned}$$

$$\text{(b)} \quad \left(\frac{2x^{1/3}}{y^{2/3}}\right)^{-3} = \left(\frac{y^{2/3}}{2x^{1/3}}\right)^3 = \frac{(y^{2/3})^3}{(2x^{1/3})^3} = \frac{y^2}{2^3(x^{1/3})^3} = \frac{y^2}{8x}$$

$$\text{(c)} \quad \left(\frac{9x^2y^{1/3}}{x^{1/3}y}\right)^{1/2} = \left(\frac{9x^{2-(1/3)}}{y^{1-(1/3)}}\right)^{1/2} = \left(\frac{9x^{5/3}}{y^{2/3}}\right)^{1/2} = \frac{9^{1/2}(x^{5/3})^{1/2}}{(y^{2/3})^{1/2}} = \frac{3x^{5/6}}{y^{1/3}}$$

 **Now Work** PROBLEM 101

The next two examples illustrate some algebra that you will need to know for certain calculus problems.



EXAMPLE 11

Writing an Expression as a Single Quotient

Write the following expression as a single quotient in which only positive exponents appear.

$$(x^2 + 1)^{1/2} + x \cdot \frac{1}{2}(x^2 + 1)^{-1/2} \cdot 2x$$

Solution

$$\begin{aligned} (x^2 + 1)^{1/2} + x \cdot \frac{1}{2}(x^2 + 1)^{-1/2} \cdot 2x &= (x^2 + 1)^{1/2} + \frac{x^2}{(x^2 + 1)^{1/2}} \\ &= \frac{(x^2 + 1)^{1/2}(x^2 + 1)^{1/2} + x^2}{(x^2 + 1)^{1/2}} \\ &= \frac{(x^2 + 1) + x^2}{(x^2 + 1)^{1/2}} \\ &= \frac{2x^2 + 1}{(x^2 + 1)^{1/2}} \end{aligned}$$

 **Now Work** PROBLEM 107



EXAMPLE 12

Factoring an Expression Containing Rational Exponents

Factor and simplify: $\frac{4}{3}x^{1/3}(2x + 1) + 2x^{4/3}$

Solution

Begin by writing $2x^{4/3}$ as a fraction with 3 as the denominator.

$$\begin{aligned} \frac{4}{3}x^{1/3}(2x + 1) + 2x^{4/3} &= \frac{4x^{1/3}(2x + 1)}{3} + \frac{6x^{4/3}}{3} = \frac{4x^{1/3}(2x + 1) + 6x^{4/3}}{3} \\ &= \frac{2x^{1/3}[2(2x + 1) + 3x]}{3} = \frac{2x^{1/3}(7x + 2)}{3} \end{aligned}$$

↑ **2 and $x^{1/3}$ are common factors.**
↑ **Simplify.**

 **Now Work** PROBLEM 119

A.10 Assess Your Understanding

'Are You Prepared?' Answers are given at the end of these exercises. If you get a wrong answer, read the pages in red.

1. $(-3)^2 = \underline{\quad}$; $-3^2 = \underline{\quad}$ (pp. A7–A9) 2. $\sqrt{16} = \underline{\quad}$; $\sqrt{(-4)^2} = \underline{\quad}$ (pp. A9–A10)

Concepts and Vocabulary

3. In the symbol $\sqrt[n]{a}$, the integer n is called the _____.
4. We call $\sqrt[3]{a}$ the _____ of a .
5. **Multiple Choice** Let $n \geq 2$ and $m \geq 2$ be integers, and let a and b be real numbers. Which of the following is not a property of radicals? Assume all radicals are defined.
- (a) $\sqrt[n]{\frac{a}{b}} = \frac{\sqrt[n]{a}}{\sqrt[n]{b}}$ (b) $\sqrt[n]{a+b} = \sqrt[n]{a} + \sqrt[n]{b}$
 (c) $\sqrt[n]{ab} = \sqrt[n]{a}\sqrt[n]{b}$ (d) $\sqrt[n]{a^m} = (\sqrt[n]{a})^m$
6. **Multiple Choice** If a is a real number and $n \geq 2$ is an integer, then which of the following expressions is equivalent to $\sqrt[n]{a}$, provided that it exists?
- (a) a^{-n} (b) a^n (c) $\frac{1}{a^n}$ (d) $a^{1/n}$
7. **Multiple Choice** Which of the following phrases best defines like radicals?
- (a) Radical expressions that have the same index
 (b) Radical expressions that have the same radicand
 (c) Radical expressions that have the same index and the same radicand
 (d) Radical expressions that have the same variable
8. **Multiple Choice** To rationalize the denominator of the expression $\frac{\sqrt{2}}{1-\sqrt{3}}$, multiply both the numerator and the denominator by which of the following?
- (a) $\sqrt{3}$ (b) $\sqrt{2}$ (c) $1 + \sqrt{3}$ (d) $1 - \sqrt{3}$
9. **True or False** $\sqrt[5]{-32} = -2$
10. **True or False** $\sqrt[4]{(-3)^4} = -3$


Skill Building


In Problems 11–54, simplify each expression. Assume that all variables are positive when they appear.

11. $\sqrt[3]{27}$ 12. $\sqrt[4]{16}$ 13. $\sqrt[3]{-8}$ 14. $\sqrt[3]{-1}$
 15. $\sqrt{8}$ 16. $\sqrt{75}$ 17. $\sqrt{700}$ 18. $\sqrt{45x^3}$
 19. $\sqrt[3]{32}$ 20. $\sqrt[3]{54}$ 21. $\sqrt[3]{-8x^4}$ 22. $\sqrt[3]{192x^5}$
 23. $\sqrt[4]{243}$ 24. $\sqrt[4]{48x^5}$ 25. $\sqrt[4]{x^{12}y^8}$ 26. $\sqrt[5]{x^{10}y^5}$
 27. $\sqrt[4]{\frac{x^9y^7}{xy^3}}$ 28. $\sqrt[3]{\frac{3xy^2}{81x^4y^2}}$ 29. $\sqrt{64x}$ 30. $\sqrt{9x^5}$
 31. $\sqrt[4]{162x^9y^{12}}$ 32. $\sqrt[3]{-40x^{14}y^{10}}$ 33. $\sqrt{15x^2}\sqrt{5x}$ 34. $\sqrt{5x}\sqrt{20x^3}$
 35. $(\sqrt{5}\sqrt[3]{9})^2$ 36. $(\sqrt[3]{3}\sqrt{10})^4$ 37. $(3\sqrt{6})(2\sqrt{2})$ 38. $(5\sqrt{8})(-3\sqrt{3})$
 39. $3\sqrt{2} + 4\sqrt{2}$ 40. $6\sqrt{5} - 4\sqrt{5}$ 41. $-\sqrt{48} + 5\sqrt{12}$ 42. $2\sqrt{12} - 3\sqrt{27}$
 43. $(\sqrt{3} + 3)(\sqrt{3} - 1)$ 44. $(\sqrt{5} - 2)(\sqrt{5} + 3)$ 45. $5\sqrt[3]{2} - 2\sqrt[3]{54}$ 46. $9\sqrt[3]{24} - \sqrt[3]{81}$
 47. $(\sqrt{x} - 1)^2$ 48. $(\sqrt{x} + \sqrt{5})^2$ 49. $\sqrt[3]{16x^4} - \sqrt[3]{2x}$ 50. $\sqrt[4]{32x} + \sqrt[4]{2x^5}$
 51. $\sqrt{8x^3} - 3\sqrt{50x}$ 52. $3x\sqrt{9y} + 4\sqrt{25y}$
 53. $\sqrt[3]{16x^4y} - 3x\sqrt[3]{2xy} + 5\sqrt[3]{-2xy^4}$ 54. $8xy - \sqrt{25x^2y^2} + \sqrt[3]{8x^3y^3}$

In Problems 55–68, rationalize the denominator of each expression. Assume that all variables are positive when they appear.

55. $\frac{1}{\sqrt{2}}$ 56. $\frac{2}{\sqrt{3}}$ 57. $\frac{-\sqrt{3}}{\sqrt{5}}$ 58. $\frac{-\sqrt{3}}{\sqrt{8}}$
 59. $\frac{\sqrt{3}}{5 - \sqrt{2}}$ 60. $\frac{\sqrt{2}}{\sqrt{7} + 2}$ 61. $\frac{2 - \sqrt{5}}{2 + 3\sqrt{5}}$ 62. $\frac{\sqrt{3} - 1}{2\sqrt{3} + 3}$
 63. $\frac{5}{\sqrt{2} - 1}$ 64. $\frac{-3}{\sqrt{5} + 4}$ 65. $\frac{5}{\sqrt[3]{2}}$ 66. $\frac{-2}{\sqrt[3]{9}}$
 67. $\frac{\sqrt{x+h} - \sqrt{x}}{\sqrt{x+h} + \sqrt{x}}$ 68. $\frac{\sqrt{x+h} + \sqrt{x-h}}{\sqrt{x+h} - \sqrt{x-h}}$

 In Problems 69–76, rationalize the numerator of each expression. Assume that all variables are positive when they appear.

 69. $\frac{\sqrt{11} + 1}{2}$

70. $\frac{5 - \sqrt{43}}{3}$

71. $\frac{\sqrt{6} - \sqrt{15}}{\sqrt{15}}$

72. $\frac{\sqrt{5} + \sqrt{3}}{\sqrt{5}}$


73. $\frac{\sqrt{x} - \sqrt{c}}{x - c} \quad x \neq c$

74. $\frac{\sqrt{x} - 2}{x - 4} \quad x \neq 4$

75. $\frac{\sqrt{x-7} - 1}{x-8} \quad x \neq 8$

76. $\frac{4 - \sqrt{x-9}}{x-25} \quad x \neq 25$

In Problems 77–80, solve each equation.

 77. $\sqrt[3]{2t-1} = 2$

78. $\sqrt[3]{3t+1} = -2$

79. $\sqrt{15-2x} = x$

80. $\sqrt{12-x} = x$

In Problems 81–96, simplify each expression.

 81. $8^{2/3}$

82. $4^{3/2}$

83. $(-64)^{1/3}$

84. $16^{3/4}$

85. $100^{3/2}$

86. $25^{3/2}$

87. $4^{-3/2}$

88. $16^{-3/2}$

89. $\left(\frac{9}{8}\right)^{3/2}$

90. $\left(\frac{27}{8}\right)^{2/3}$

91. $\left(\frac{8}{9}\right)^{-3/2}$

92. $\left(\frac{8}{27}\right)^{-2/3}$

93. $(-1000)^{-1/3}$

94. $-25^{-1/2}$

95. $\left(-\frac{64}{125}\right)^{-2/3}$

96. $-81^{-3/4}$


In Problems 97–104, simplify each expression. Express your answer so that only positive exponents occur. Assume that the variables are positive.

97. $x^{3/4}x^{1/3}x^{-1/2}$

98. $x^{2/3}x^{1/2}x^{-1/4}$

99. $(x^3y^6)^{1/3}$

100. $(x^4y^8)^{3/4}$


 101. $\frac{(x^2y)^{1/3}(xy^2)^{2/3}}{x^{2/3}y^{2/3}}$

102. $\frac{(xy)^{1/4}(x^2y^2)^{1/2}}{(x^2y)^{3/4}}$

103. $\frac{(16x^2y^{-1/3})^{3/4}}{(xy^2)^{1/4}}$


104. $\frac{(4x^{-1}y^{1/3})^{3/2}}{(xy)^{3/2}}$

Applications and Extensions

 In Problems 105–118, expressions that occur in calculus are given. Write each expression as a single quotient in which only positive exponents and/or radicals appear.

105. $\frac{x}{(1+x)^{1/2}} + 2(1+x)^{1/2} \quad x > -1$

106. $\frac{1+x}{2x^{1/2}} + x^{1/2} \quad x > 0$

 107. $2x(x^2+1)^{1/2} + x^2 \cdot \frac{1}{2}(x^2+1)^{-1/2} \cdot 2x$

108. $(x+1)^{1/3} + x \cdot \frac{1}{3}(x+1)^{-2/3} \quad x \neq -1$

109. $\sqrt{4x+3} \cdot \frac{1}{2\sqrt{x-5}} + \sqrt{x-5} \cdot \frac{1}{5\sqrt{4x+3}} \quad x > 5$

110. $\frac{\sqrt[3]{8x+1}}{3\sqrt[3]{(x-2)^2}} + \frac{\sqrt[3]{x-2}}{24\sqrt[3]{(8x+1)^2}} \quad x \neq 2, x \neq -\frac{1}{8}$

111. $\frac{\sqrt{1+x} - x \cdot \frac{1}{2\sqrt{1+x}}}{1+x} \quad x > -1$

112. $\frac{\sqrt{x^2+1} - x \cdot \frac{2x}{2\sqrt{x^2+1}}}{x^2+1}$

113. $\frac{(x+4)^{1/2} - 2x(x+4)^{-1/2}}{x+4} \quad x > -4$


114. $\frac{(9-x^2)^{1/2} + x^2(9-x^2)^{-1/2}}{9-x^2} \quad -3 < x < 3$


115. $\frac{\frac{x^2}{(x^2-1)^{1/2}} - (x^2-1)^{1/2}}{x^2} \quad x < -1 \text{ or } x > 1$

116. $\frac{(x^2+4)^{1/2} - x^2(x^2+4)^{-1/2}}{x^2+4}$

117. $\frac{\frac{1+x^2}{2\sqrt{x}} - 2x\sqrt{x}}{(1+x^2)^2} \quad x > 0$

118. $\frac{2x(1-x^2)^{1/3} + \frac{2}{3}x^3(1-x^2)^{-2/3}}{(1-x^2)^{2/3}} \quad x \neq -1, x \neq 1$

 In Problems 119–128, expressions that occur in calculus are given. Factor each expression. Express your answer so that only positive exponents occur.

 119. $(x + 1)^{3/2} + x \cdot \frac{3}{2}(x + 1)^{1/2} \quad x \geq -1$

121. $6x^{1/2}(x^2 + x) - 8x^{3/2} - 8x^{1/2} \quad x \geq 0$

123. $3(x^2 + 4)^{4/3} + x \cdot 4(x^2 + 4)^{1/3} \cdot 2x$

125. $4(3x + 5)^{1/3}(2x + 3)^{3/2} + 3(3x + 5)^{4/3}(2x + 3)^{1/2} \quad x \geq -\frac{3}{2}$

127. $3x^{-1/2} + \frac{3}{2}x^{1/2} \quad x > 0$

120. $(x^2 + 4)^{4/3} + x \cdot \frac{4}{3}(x^2 + 4)^{1/3} \cdot 2x$

122. $6x^{1/2}(2x + 3) + x^{3/2} \cdot 8 \quad x \geq 0$

124. $2x(3x + 4)^{4/3} + x^2 \cdot 4(3x + 4)^{1/3}$

126. $6(6x + 1)^{1/3}(4x - 3)^{3/2} + 6(6x + 1)^{4/3}(4x - 3)^{1/2} \quad x \geq \frac{3}{4}$

128. $8x^{1/3} - 4x^{-2/3} \quad x \neq 0$

In Problems 129–136, use a calculator to approximate each radical. Round your answer to two decimal places.

129. $\sqrt{2}$

130. $\sqrt{7}$

 131. $\sqrt[3]{4}$

132. $\sqrt[3]{-5}$

133. $\frac{2 + \sqrt{3}}{3 - \sqrt{5}}$

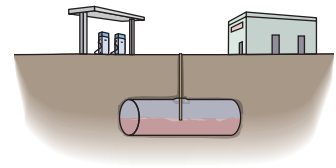
134. $\frac{\sqrt{5} - 2}{\sqrt{2} + 4}$

135. $\frac{3\sqrt[3]{5} - \sqrt{2}}{\sqrt{3}}$

136. $\frac{2\sqrt{3} - \sqrt[3]{4}}{\sqrt{2}}$

137. Calculating the Amount of Gasoline in a Tank A Shell station stores its gasoline in underground tanks that are right circular cylinders lying on their sides. See the figure. The volume V of gasoline in the tank (in gallons) is given by the formula

$$V = 40h^2 \sqrt{\frac{96}{h} - 0.608}$$



where h is the height of the gasoline (in inches) as measured on a depth stick.

(a) If $h = 12$ inches, how many gallons of gasoline are in the tank?

(b) If $h = 1$ inch, how many gallons of gasoline are in the tank?

138. Inclined Planes The final velocity v of an object in feet per second (ft/s) after it slides down a frictionless inclined plane of height h feet is

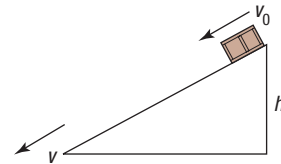
$$v = \sqrt{64h + v_0^2}$$

where v_0 is the initial velocity (in ft/s) of the object.

(a) What is the final velocity v of an object that slides down a frictionless inclined plane of height 4 feet? Assume that the initial velocity is 0.

(b) What is the final velocity v of an object that slides down a frictionless inclined plane of height 16 feet? Assume that the initial velocity is 0.

(c) What is the final velocity v of an object that slides down a frictionless inclined plane of height 2 feet with an initial velocity of 4 ft/s?



'Are You Prepared?' Answers

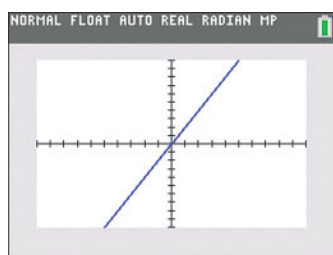
1. 9; -9 2. 4; 4

This page intentionally left blank

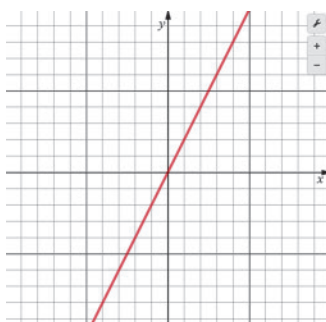
Outline

- B.1 The Viewing Rectangle
- B.2 Using a Graphing Utility to Graph Equations
- B.3 Using a Graphing Utility to Locate Intercepts and Check for Symmetry
- B.4 Using a Graphing Utility to Solve Equations
- B.5 Square Screens
- B.6 Using a Graphing Utility to Graph Inequalities
- B.7 Using a Graphing Utility to Solve Systems of Linear Equations
- B.8 Using a Graphing Utility to Graph a Polar Equation
- B.9 Using a Graphing Utility to Graph Parametric Equations

B.1 The Viewing Rectangle



(a) $y = 2x$ on a TI-84 Plus C



(b) $y = 2x$ using Desmos

Figure 1

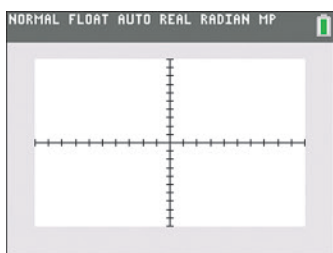


Figure 2 Viewing window on a TI-84 Plus C

All graphing utilities (that is, all graphing calculators and all computer software graphing packages) graph equations by plotting points on a screen. The screen itself actually consists of small rectangles called **pixels**. The more pixels the screen has, the better the resolution. Most graphing calculators have 50 to 100 pixels per inch; most smartphones have 300 to 450 pixels per inch. When a point to be plotted lies inside a pixel, the pixel is turned on (lights up). The graph of an equation is a collection of pixels. Figure 1(a) shows how the graph of $y = 2x$ looks on a TI-84 Plus C graphing calculator, and Figure 1(b) shows the same graph using Desmos.com.

The screen of a graphing utility displays the coordinate axes of a rectangular coordinate system. However, the scale must be set on each axis. The smallest and largest values of x and y to be included in the graph must also be set. This is called **setting the viewing rectangle** or **viewing window**. Figure 2 shows a typical viewing window on a TI-84 Plus C.

To select the viewing window, values must be given to the following expressions:

- X_{\min} : the smallest value of x
- X_{\max} : the largest value of x
- X_{scl} : the number of units per tick mark on the x -axis
- Y_{\min} : the smallest value of y
- Y_{\max} : the largest value of y
- Y_{scl} : the number of units per tick mark on the y -axis

Figure 3 illustrates these settings and their relation to the Cartesian coordinate system.

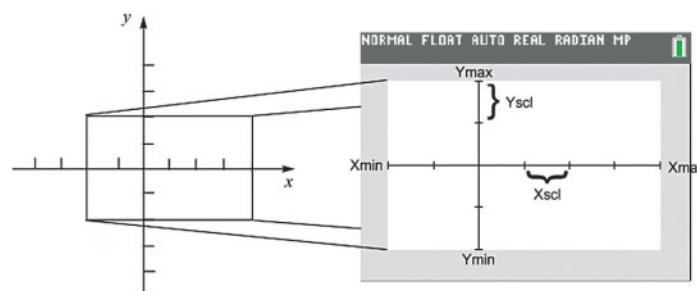


Figure 3

If the scale used on each axis is known, the minimum and maximum values of x and y shown on the screen can be determined by counting the tick marks. Look again at Figure 2. For a scale of 1 on each axis, the minimum and maximum values of x are -10 and 10 , respectively; the minimum and maximum values of y are

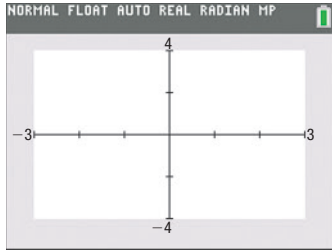


Figure 4

also -10 and 10 . If the scale is 2 on each axis, then the minimum and maximum values of x are -20 and 20 , respectively; and the minimum and maximum values of y are -20 and 20 , respectively.

Conversely, if the minimum and maximum values of x and y are known, the scales can be determined by counting the tick marks displayed. This text follows the practice of showing the minimum and maximum values of x and y in illustrations so that the reader will know how the viewing window was set. See Figure 4. The numbers outside of the viewing window stand for

$$X_{\min} = -3, \quad X_{\max} = 3, \quad X_{\text{scl}} = 1$$

$$Y_{\min} = -4, \quad Y_{\max} = 4, \quad Y_{\text{scl}} = 2$$

EXAMPLE 1

Finding the Coordinates of a Point Shown on a Graphing Utility Screen

Find the coordinates of the point shown in Figure 5. Assume that the coordinates are integers.

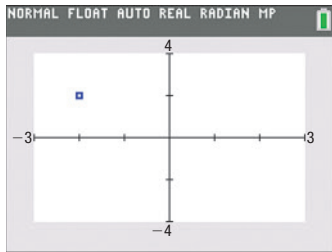


Figure 5

Solution First note that the viewing window used in Figure 5 is

$$X_{\min} = -3, \quad X_{\max} = 3, \quad X_{\text{scl}} = 1$$

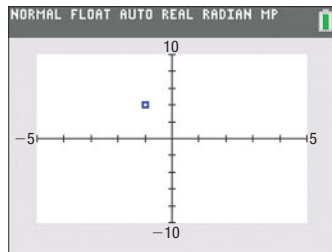
$$Y_{\min} = -4, \quad Y_{\max} = 4, \quad Y_{\text{scl}} = 2$$

The point shown is 2 tick units to the left of the origin on the horizontal axis (scale = 1) and 1 tick up on the vertical axis (scale = 2). The coordinates of the point shown are $(-2, 2)$.

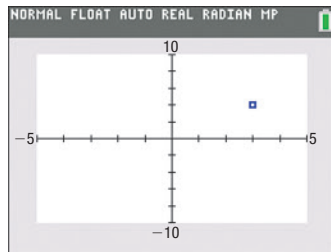
B.1 Exercises

In Problems 1–4, determine the coordinates of the points shown. Tell in which quadrant each point lies. Assume that the coordinates are integers.

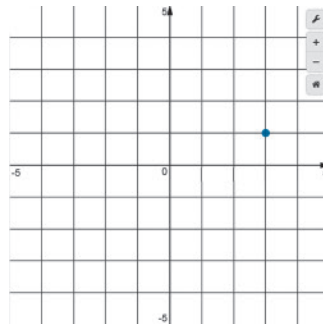
1.



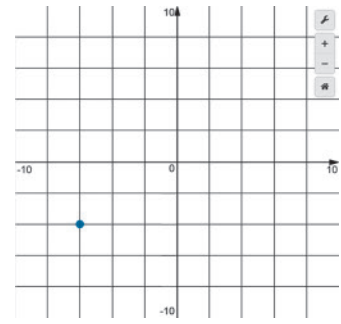
2.



3.

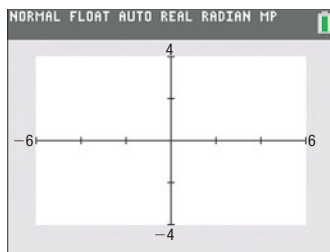


4.

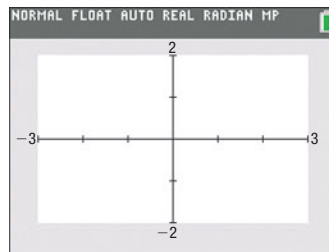


In Problems 5–10, determine the viewing window used.

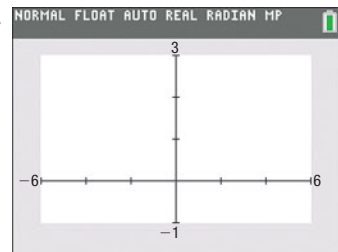
5.



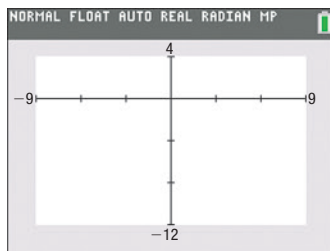
6.




7.



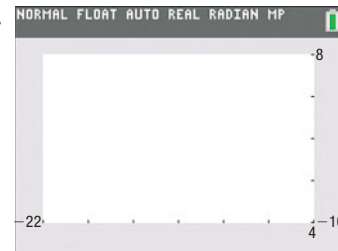
8.



9.



10.



In Problems 11–16, select a setting so that each of the given points will lie within the viewing rectangle.

11. $(-10, 5), (3, -2), (4, -1)$

12. $(5, 0), (6, 8), (-2, -3)$

13. $(40, 20), (-20, -80), (10, 40)$

14. $(-80, 60), (20, -30), (-20, -40)$

15. $(0, 0), (100, 5), (5, 150)$

16. $(0, -1), (100, 50), (-10, 30)$

B.2 Using a Graphing Utility to Graph Equations

From Examples 2 and 3 in Section 1.2, recall that one way a graph can be obtained is by plotting points in a rectangular coordinate system and connecting them. Graphing utilities perform these same steps when graphing an equation. For example, the TI-84 Plus C determines 265 evenly spaced input values,* starting at X_{\min} and ending at X_{\max} ; uses the equation to determine the output values; plots these points on the screen; and finally (if in the connected mode) draws a line between consecutive points.

To graph an equation in two variables x and y using a graphing utility often requires that the equation be written explicitly in the form $y = \{\text{expression in } x\}$. If the original equation is not in this form, replace it by equivalent equations until the form $y = \{\text{expression in } x\}$ is obtained.

Steps for Graphing an Equation Using a Graphing Utility

STEP 1: Solve the equation for y in terms of x .

STEP 2: Get into the graphing mode of the graphing utility. The screen will usually display $Y_1 =$, prompting you to enter the expression involving x found in Step 1. (Consult your manual for the correct way to enter the expression; for example, $y = x^2$ might be entered as $x^{\wedge}2$ or as $x*x$ or as $x x^y 2$.)

STEP 3: Select the viewing window. Without prior knowledge about the behavior of the graph of the equation, it is common to select the **standard viewing window**** initially. The viewing window is then adjusted based on the graph that appears. In this text the standard viewing window is

$$X_{\min} = -10 \quad X_{\max} = 10 \quad X_{\text{scl}} = 1$$

$$Y_{\min} = -10 \quad Y_{\max} = 10 \quad Y_{\text{scl}} = 1$$

STEP 4: Graph.

STEP 5: Adjust the viewing window until a complete graph is obtained.

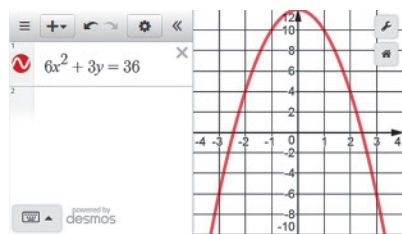


Figure 6 $6x^2 + 3y = 36$

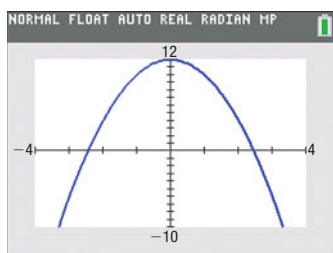
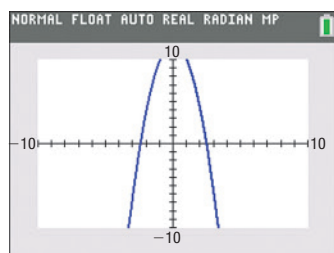
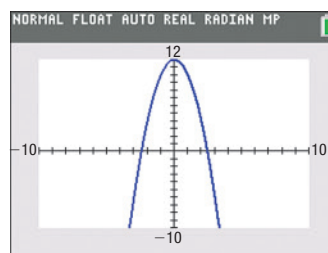
NOTE Some graphing utilities allow input of implicit equations. For example, Figure 6 shows the graph of $6x^2 + 3y = 36$ using Desmos. ■

*These input values depend on the values of X_{\min} and X_{\max} . For example, if $X_{\min} = -10$ and $X_{\max} = 10$, then the first input value will be -10 and the next input value will be $-10 + \frac{10 - (-10)}{264} = -9.9242$, and so on.

**Some graphing utilities have a ZOOM-STANDARD feature that automatically sets the viewing window to the standard viewing window and graphs the equation.

EXAMPLE 1**Graphing an Equation on a Graphing Utility**Graph the equation $6x^2 + 3y = 36$.**Solution** **STEP 1:** Solve for y in terms of x .

$$\begin{aligned}
 6x^2 + 3y &= 36 \\
 3y &= -6x^2 + 36 && \text{Subtract } 6x^2 \text{ from both sides.} \\
 y &= -2x^2 + 12 && \text{Divide both sides by 3 and simplify.}
 \end{aligned}$$

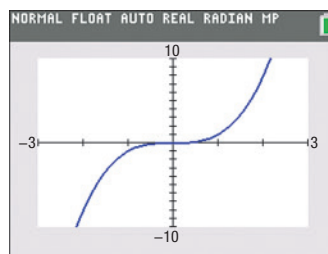
STEP 2: From the $Y_1 =$ screen, enter the expression $-2x^2 + 12$ after the prompt.**STEP 3:** Set the viewing window to the standard viewing window.**STEP 4:** Graph. The screen should look like Figure 7.**STEP 5:** The graph of $y = -2x^2 + 12$ is not complete. The value of Y_{\max} must be increased so that the top portion of the graph is visible. After increasing the value of Y_{\max} to 12, we obtain the graph in Figure 8. The graph is now complete.Figure 9 $y = -2x^2 + 12$ Figure 7 $y = -2x^2 + 12$ Figure 8 $y = -2x^2 + 12$

Look again at Figure 8. Although a complete graph is shown, the graph might be improved by adjusting the values of X_{\min} and X_{\max} . Figure 9 shows the graph of $y = -2x^2 + 12$ using $X_{\min} = -4$ and $X_{\max} = 4$. Do you think this is a better choice for the viewing window?

EXAMPLE 2**Creating a Table and Graphing an Equation**Create a table and graph the equation $y = x^3$.**Solution** Most graphing utilities have the capability of creating a table of values for an equation. (Check your manual to see if your graphing utility has this capability.) Table 1 illustrates a table of values for $y = x^3$ on a TI-84 Plus C. See Figure 10 for the graph.**Table 1**

X	Y ₁			
-5	-125			
-4	-64			
-3	-27			
-2	-8			
-1	-1			
0	0			
1	1			
2	8			
3	27			
4	64			
5	125			

$Y_1 = X^3$

Figure 10 $y = x^3$ **B.2 Exercises**

In Problems 1–16, graph each equation using the following viewing windows:

- | | | | | | |
|---------------------|----------------|----------------------|----------------------|-----------------|----------------------|
| (a) $X_{\min} = -5$ | $X_{\max} = 5$ | $X_{\text{scl}} = 1$ | (b) $X_{\min} = -10$ | $X_{\max} = 10$ | $X_{\text{scl}} = 2$ |
| $Y_{\min} = -4$ | $Y_{\max} = 4$ | $Y_{\text{scl}} = 1$ | $Y_{\min} = -8$ | $Y_{\max} = 8$ | $Y_{\text{scl}} = 2$ |
1. $y = x + 2$
 2. $y = x - 2$
 3. $y = -x + 2$
 4. $y = -x - 2$
 5. $y = 2x + 2$
 6. $y = 2x - 2$
 7. $y = -2x + 2$
 8. $y = -2x - 2$

9. $y = x^2 + 2$

10. $y = x^2 - 2$

11. $y = -x^2 + 2$

12. $y = -x^2 - 2$

13. $3x + 2y = 6$

14. $3x - 2y = 6$

15. $-3x + 2y = 6$

16. $-3x - 2y = 6$

17–32. For each of the equations in Problems 1–16, create a table, $-5 \leq x \leq 5$, and list points on the graph.

B.3 Using a Graphing Utility to Locate Intercepts and Check for Symmetry

Value and Zero (or Root)

Most graphing utilities have an eVALUEate feature that, given a value of x , determines the value of y for an equation. This feature is useful for evaluating an equation at $x = 0$ to find the y -intercept. Most graphing utilities also have a ZERO (or ROOT) feature that is used to find the x -intercept(s) of an equation.

NOTE Some graphing utilities automatically identify key points such as intercepts and intersection points. For example, Figure 11 shows the graph of $y = x^3 - 8$ using Desmos where the intercepts are already identified.

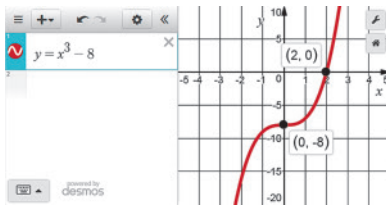


Figure 11 $y = x^3 - 8$

EXAMPLE 1

Finding Intercepts Using a Graphing Utility

Use a graphing utility to find the intercepts of the equation $y = x^3 - 8$.

Solution

Figure 12(a) shows the graph of $y = x^3 - 8$ on a TI-84 Plus C graphing calculator.

The eVALUEate feature of a TI-84 Plus C accepts as input a value of x and determines the value of y . Letting $x = 0$, we find that the y -intercept is -8 . See Figure 12(b).

The ZERO feature of a TI-84 Plus C is used to find the x -intercept(s). See Figure 12(c). The x -intercept is 2.

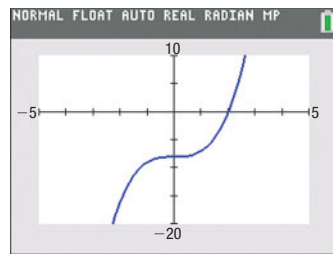
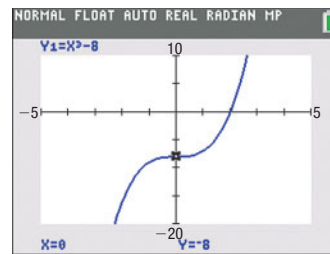
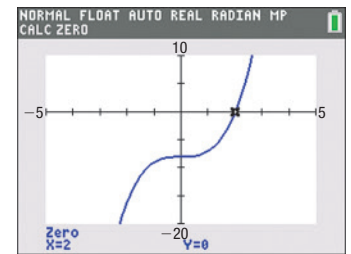


Figure 12

(a)



(b)



(c)

EXAMPLE 2

Graphing the Equation $y = \frac{1}{x}$

Graph the equation $y = \frac{1}{x}$. Based on the graph, infer information about intercepts and symmetry.

Solution

Figure 13 shows the graph. Infer from the graph that there are no intercepts; also infer that symmetry with respect to the origin is a possibility. The TABLE feature on a graphing utility provides further evidence of symmetry with respect to the origin. Using a TABLE, observe that for any ordered pair (x, y) , the ordered pair $(-x, -y)$ is also a point on the graph. See Table 2.

(continued)

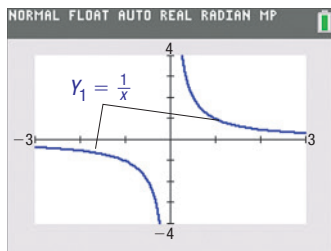
Figure 13 $y = \frac{1}{x}$

Table 2

X	Y1			
-5	-.2			
-4	-.25			
-3	-.3333			
-2	-.5			
-1	-1			
0	ERROR			
1	1			
2	.5			
3	.33333			
4	.25			
5	.2			

B.3 Exercises

In Problems 1–6, use ZERO (or ROOT) to approximate the smaller of the two x -intercepts of each equation. Express the answer rounded to two decimal places.

1. $y = x^2 + 4x + 2$

2. $y = x^2 + 4x - 3$

3. $y = 2x^2 + 4x + 1$

4. $y = 3x^2 + 5x + 1$

5. $y = 2x^2 - 3x - 1$

6. $y = 2x^2 - 4x - 1$

In Problems 7–12, use ZERO (or ROOT) to approximate the **positive** x -intercepts of each equation. Express each answer rounded to two decimal places.

7. $y = x^3 + 3.2x^2 - 16.83x - 5.31$

8. $y = x^3 + 3.2x^2 - 7.25x - 6.3$

9. $y = x^4 - 1.4x^3 - 33.71x^2 + 23.94x + 292.41$

10. $y = x^4 + 1.2x^3 - 7.46x^2 - 4.692x + 15.2881$

11. $y = x^3 + 19.5x^2 - 1021x + 1000.5$

12. $y = x^3 + 14.2x^2 - 4.8x - 12.4$

B.4 Using a Graphing Utility to Solve Equations

For many equations, there are no algebraic techniques that lead to a solution. For such equations, a graphing utility is often used to investigate possible solutions. When a graphing utility is used to solve an equation, *approximate* solutions usually are obtained. Unless otherwise stated, this text follows the practice of giving approximate solutions *rounded to two decimal places*.

The ZERO (or ROOT) feature of a graphing utility is often used to find the solutions of an equation when one side of the equation is 0. In using this feature to solve equations, make use of the fact that the x -intercepts (or zeros) of the graph of an equation are found by letting $y = 0$ and solving the equation for x . Solving an equation for x when one side of the equation is 0 is equivalent to finding where the graph of the corresponding equation crosses or touches the x -axis.

EXAMPLE 1

Using ZERO (or ROOT) to Approximate Solutions of an Equation

Find the solution(s) of the equation $x^2 - 6x + 7 = 0$. Round answers to two decimal places.

Solution

The solutions of the equation $x^2 - 6x + 7 = 0$ are the same as the x -intercepts of the graph of $Y_1 = x^2 - 6x + 7$. Begin by graphing the equation. See Figure 14(a) for the graph using a TI-84 Plus C.

From the graph there appear to be two x -intercepts (solutions to the equation): one between 1 and 2, the other between 4 and 5.

Using the ZERO (or ROOT) feature of the graphing utility, determine that the x -intercepts, and thus the solutions to the equation, are $x = 1.59$ and $x = 4.41$, rounded to two decimal places. See Figures 14(b) and (c).

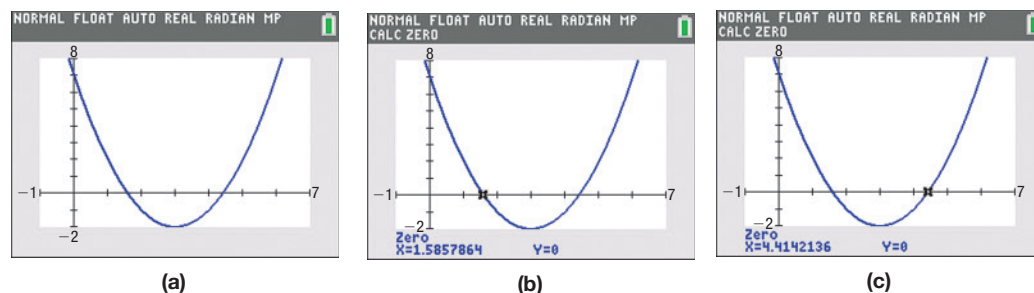


Figure 14

A second method for solving equations using a graphing utility involves the INTERSECT feature of the graphing utility. This feature is used most effectively when one side of the equation is not 0.

EXAMPLE 2**Using INTERSECT to Approximate Solutions of an Equation**

Find the solution(s) of the equation $3(x - 2) = 5(x - 1)$.

Solution

Begin by graphing each side of the equation as follows: graph $Y_1 = 3(x - 2)$ and $Y_2 = 5(x - 1)$. See Figure 15(a) for the graph using a TI-84 Plus C.

At the point of intersection of the graphs, the value of the y -coordinate is the same. Conclude that the x -coordinate of the point of intersection represents the solution of the equation. Do you see why? The INTERSECT feature on a graphing utility determines the point of intersection of the graphs. Using this feature, find that the graphs intersect at $(-0.5, -7.5)$. See Figure 15(b). The solution of the equation is therefore $x = -0.5$. Figure 15(c) shows the point of intersection using Desmos.

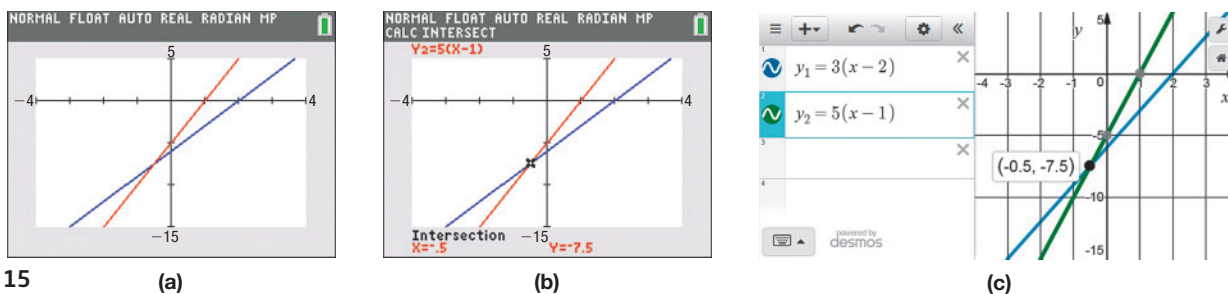


Figure 15

SUMMARY

The following steps can be used for approximating solutions of equations.

Steps for Approximating Solutions of Equations Using ZERO (or ROOT)

STEP 1: Write the equation in the form $\{ \text{expression in } x \} = 0$.

STEP 2: Graph $Y_1 = \{ \text{expression in } x \}$.

Be sure that the graph is complete. That is, be sure that all the intercepts are shown on the screen.

STEP 3: Use ZERO (or ROOT) to determine each x -intercept of the graph.

Steps for Approximating Solutions of Equations Using INTERSECT

STEP 1: Graph $Y_1 = \{ \text{expression in } x \text{ on the left side of the equation} \}$.

Graph $Y_2 = \{ \text{expression in } x \text{ on the right side of the equation} \}$.

STEP 2: Use INTERSECT to determine each x -coordinate of the point(s) of intersection, if any.

Be sure that the graphs are complete. That is, be sure that all the points of intersection are shown on the screen.

EXAMPLE 3

Solving a Radical Equation

Find the real solutions of the equation $\sqrt[3]{2x - 4} - 2 = 0$.

Solution Figure 16 shows the graph of the equation

$$Y_1 = \sqrt[3]{2x - 4} - 2.$$

From the graph, there is one x -intercept near 6. Using ZERO (or ROOT), find that the x -intercept is 6. The only solution is $x = 6$.

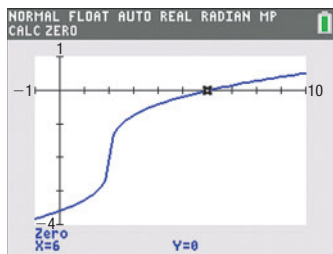


Figure 16 $y = \sqrt[3]{2x - 4} - 2$

B.5 Square Screens

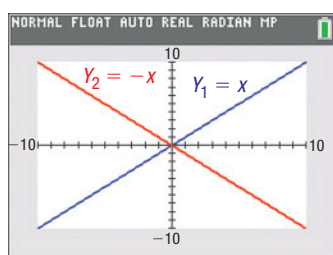


Figure 17 $y = x$ and $y = -x$ using a standard viewing window.

Most graphing utilities have a rectangular screen. Because of this, using the same settings for both x and y results in a distorted view. For example, Figure 17 shows the graphs of $y = x$ and $y = -x$ using a TI-84 Plus C with a standard viewing window.

We expect the lines to intersect at right angles, but they do not. The selections for X_{\min} , X_{\max} , Y_{\min} , and Y_{\max} must be adjusted so that a **square screen** results. On the TI-84 Plus C, this is accomplished by setting the ratio of x to y at 8:5.* For example, if

$$\begin{aligned} X_{\min} &= -16 & Y_{\min} &= -10 \\ X_{\max} &= 16 & Y_{\max} &= 10 \end{aligned}$$

then the ratio of x to y is

$$\frac{X_{\max} - X_{\min}}{Y_{\max} - Y_{\min}} = \frac{16 - (-16)}{10 - (-10)} = \frac{32}{20} = \frac{8}{5}$$

for a ratio of 8:5, resulting in a square screen.

EXAMPLE 1

Examples of Viewing Rectangles That Result in Square Screens

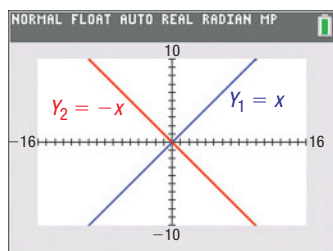


Figure 18 $y = x$ and $y = -x$ with a square screen.

(a) $X_{\min} = -8$	(b) $X_{\min} = -16$	(c) $X_{\min} = -24$
$X_{\max} = 8$	$X_{\max} = 16$	$X_{\max} = 24$
$X_{\text{scl}} = 1$	$X_{\text{scl}} = 1$	$X_{\text{scl}} = 3$
$Y_{\min} = -5$	$Y_{\min} = -10$	$Y_{\min} = -15$
$Y_{\max} = 5$	$Y_{\max} = 10$	$Y_{\max} = 15$
$Y_{\text{scl}} = 1$	$Y_{\text{scl}} = 1$	$Y_{\text{scl}} = 3$

Figure 18 shows the graphs of $y = x$ and $y = -x$ on a square screen using the viewing rectangle given in part (b). Notice that the lines now intersect at right angles. Compare this illustration to Figure 17.

B.5 Exercises

In Problems 1–8, determine which of the given viewing rectangles result in a square screen.

- | | | | | | |
|--------------------|-----------------|------------------------|---------------------|-----------------|----------------------|
| 1. $X_{\min} = -6$ | $X_{\max} = 6$ | $X_{\text{scl}} = 1$ | 2. $X_{\min} = -5$ | $X_{\max} = 5$ | $X_{\text{scl}} = 1$ |
| $Y_{\min} = -2$ | $Y_{\max} = 2$ | $Y_{\text{scl}} = 0.5$ | $Y_{\min} = -4$ | $Y_{\max} = 4$ | $Y_{\text{scl}} = 1$ |
| 3. $X_{\min} = 0$ | $X_{\max} = 16$ | $X_{\text{scl}} = 4$ | 4. $X_{\min} = -10$ | $X_{\max} = 14$ | $X_{\text{scl}} = 2$ |
| $Y_{\min} = -2$ | $Y_{\max} = 8$ | $Y_{\text{scl}} = 2$ | $Y_{\min} = -7$ | $Y_{\max} = 8$ | $Y_{\text{scl}} = 3$ |

*Some graphing utilities have a built-in function that automatically squares the screen. For example, the TI-84 Plus C has a ZSquare function that does this. Some graphing utilities require a ratio other than 8:5 to square the screen. For example, the HP 48G requires the ratio of x to y to be 2:1 for a square screen. Consult your manual.

5. If $X_{\min} = -4$, $X_{\max} = 12$, and $X_{\text{scl}} = 1$, how should Y_{\min} , Y_{\max} , and Y_{scl} be selected so that the viewing rectangle contains the point $(4, 8)$ and the screen is square?
6. If $X_{\min} = -6$, $X_{\max} = 10$, and $X_{\text{scl}} = 2$, how should Y_{\min} , Y_{\max} , and Y_{scl} be selected so that the viewing rectangle contains the point $(4, 8)$ and the screen is square?

B.6 Using a Graphing Utility to Graph Inequalities

EXAMPLE 1

Graphing an Inequality Using a Graphing Utility

Use a graphing utility to graph $3x + y - 6 \leq 0$.

Solution

Begin by graphing the equation $3x + y - 6 = 0$ ($Y_1 = -3x + 6$). See Figure 19.

As with graphing by hand, select test points from each region and determine whether they satisfy the inequality. To test the point $(-1, 2)$, for example, enter $3(-1) + 2 - 6 \leq 0$. See Figure 20(a). The 1 that appears indicates that the statement entered (the inequality) is true. When the point $(5, 5)$ is tested, a 0 appears, indicating that the statement entered is false. Thus, $(-1, 2)$ is a part of the graph of the inequality, and $(5, 5)$ is not. Figure 20(b) shows the graph of the inequality on a TI-84 Plus C.* Figure 20(c) shows the graph using Desmos.

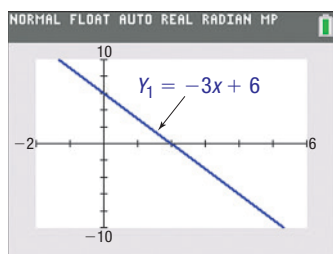


Figure 19

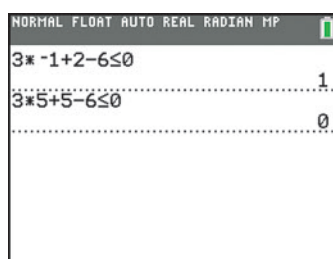
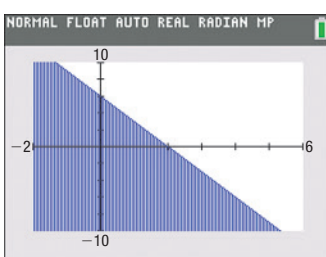
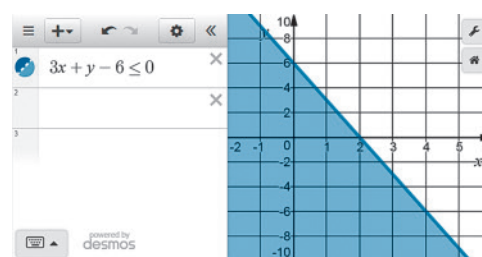


Figure 20

(a)



(b)



(c)

Steps for Graphing an Inequality Using a Graphing Utility

STEP 1: Replace the inequality symbol by an equal sign, solve the equation for y , and graph the equation.

STEP 2: In each region, select a test point P and determine whether the coordinates of P satisfy the inequality.

- If the test point satisfies the inequality, then so do all the points in the region. Indicate this by using the graphing utility to shade the region.
- If the coordinates of P do not satisfy the inequality, then neither will any of the other points in that region.

*Consult your owner's manual for shading techniques.

B.7 Using a Graphing Utility to Solve Systems of Linear Equations

Most graphing utilities have the capability to put the augmented matrix of a system of linear equations in row echelon form. The next example, Example 6 from Section 11.2, demonstrates this feature using a TI-84 Plus C graphing calculator.

EXAMPLE 1

Solving a System of Linear Equations Using a Graphing Utility

$$\text{Solve: } \begin{cases} x - y + z = 8 & (1) \\ 2x + 3y - z = -2 & (2) \\ 3x - 2y - 9z = 9 & (3) \end{cases}$$

Solution The augmented matrix of the system is

$$\left[\begin{array}{ccc|c} 1 & -1 & 1 & 8 \\ 2 & 3 & -1 & -2 \\ 3 & -2 & -9 & 9 \end{array} \right]$$

Enter this matrix into a graphing utility and name it A . See Figure 21(a). Using the **ref** (row echelon form) command on matrix A , the results shown in Figure 21(b) are obtained. If the entire matrix does not fit on the screen, scroll right to see the rest of it.

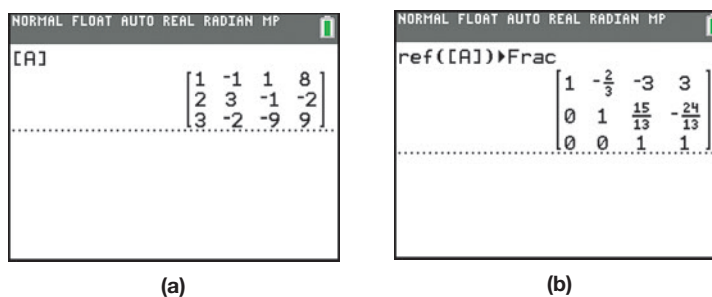


Figure 21

The system of equations represented by the matrix in row echelon form is

$$\left[\begin{array}{ccc|c} 1 & -\frac{2}{3} & -3 & 3 \\ 0 & 1 & \frac{15}{13} & -\frac{24}{13} \\ 0 & 0 & 1 & 1 \end{array} \right] \begin{cases} x - \frac{2}{3}y - 3z = 3 & (1) \\ y + \frac{15}{13}z = -\frac{24}{13} & (2) \\ z = 1 & (3) \end{cases}$$

Using $z = 1$, back-substitute to get

$$\begin{cases} x - \frac{2}{3}y - 3(1) = 3 & (1) \\ y + \frac{15}{13}(1) = -\frac{24}{13} & (2) \end{cases} \xrightarrow{\text{Simplify}} \begin{cases} x - \frac{2}{3}y = 6 & (1) \\ y = -\frac{39}{13} = -3 & (2) \end{cases}$$

Solve the second equation for y to find that $y = -3$. Back-substitute $y = -3$ into $x - \frac{2}{3}y = 6$ to find that $x = 4$. The solution of the system is $x = 4, y = -3, z = 1$.

Notice that the row echelon form of the augmented matrix using the graphing utility differs from the row echelon form obtained in Example 6 of Section 11.2, yet both matrices provide the same solution! This is because the two solutions used different row operations to obtain the row echelon form. In all likelihood, the two solutions parted ways in Step 4 of the algebraic solution, where fractions were avoided by interchanging rows 2 and 3.

Most graphing utilities also have the ability to put a matrix in reduced row echelon form. Figure 22 shows the reduced row echelon form of the augmented matrix from Example 1 using the **rref** command on a TI-84 Plus C graphing calculator. Using this command, note that the solution of the system is still $x = 4, y = -3, z = 1$.

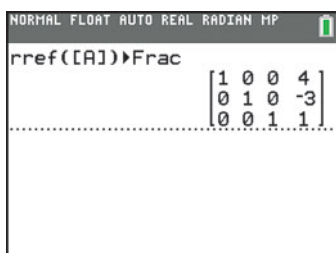


Figure 22

B.8 Using a Graphing Utility to Graph a Polar Equation

Most graphing utilities require the following steps in order to obtain the graph of a polar equation. Be sure to be in POLAR mode.

Graphing a Polar Equation Using a Graphing Utility

- STEP 1:** Set the mode to POLAR. Solve the equation for r in terms of θ .
- STEP 2:** Select the viewing rectangle in polar mode. Besides setting X_{\min} , X_{\max} , X_{scl} , and so forth, the viewing rectangle in polar mode requires setting the minimum and maximum values for θ and an increment setting for θ (θ_{step}). In addition, a square screen and radian measure should be used.
- STEP 3:** Enter the expression involving θ that you found in Step 1. (Consult your manual for the correct way to enter the expression.)
- STEP 4:** Graph.

EXAMPLE 1

Graphing a Polar Equation Using a Graphing Utility

Use a graphing utility to graph the polar equation $r \sin \theta = 2$.

Solution

STEP 1: Solve the equation for r in terms of θ .

$$r \sin \theta = 2$$

$$r = \frac{2}{\sin \theta}$$

STEP 2: From the POLAR mode, select the viewing rectangle.

$$\begin{aligned} \theta_{\min} &= 0, & \theta_{\max} &= 2\pi, & \theta_{\text{step}} &= \frac{\pi}{24} \\ X_{\min} &= -8, & X_{\max} &= 8, & X_{\text{scl}} &= 1 \\ Y_{\min} &= -5, & Y_{\max} &= 5, & Y_{\text{scl}} &= 1 \end{aligned}$$

θ_{step} determines the number of points that the graphing utility will plot. For example, if θ_{step} is $\frac{\pi}{24}$, the graphing utility will evaluate r at $\theta = 0$ (θ_{\min}), $\frac{\pi}{24}$, $\frac{2\pi}{24}$, $\frac{3\pi}{24}$, and so forth, up to 2π (θ_{\max}). The smaller θ_{step} is, the more points the graphing utility will plot. Experiment with different values for θ_{\min} , θ_{\max} , and θ_{step} to see how the graph is affected.

STEP 3: Enter the expression $\frac{2}{\sin \theta}$ after the prompt $r_1 =$.

STEP 4: Graph.

The graph is shown in Figure 23.

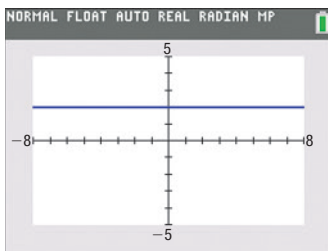


Figure 23 $r \sin \theta = 2$

B.9 Using a Graphing Utility to Graph Parametric Equations

Most graphing utilities have the capability of graphing parametric equations. The following steps are usually required to obtain the graph of parametric equations. Check your owner's manual to see how yours works.

Graphing Parametric Equations Using a Graphing Utility

STEP 1: Set the mode to PARAMETRIC. Enter $x(t)$ and $y(t)$.

STEP 2: Select the viewing window. In addition to setting X_{\min} , X_{\max} , X_{scl} , and so on, the viewing window in parametric mode requires setting minimum and maximum values for the parameter t and an increment setting for t (T_{step}).

STEP 3: Graph.

EXAMPLE 1

Graphing a Curve Defined by Parametric Equations Using a Graphing Utility

Graph the curve defined by the parametric equations

$$x = 3t^2, \quad y = 2t, \quad -2 \leq t \leq 2$$

Solution

STEP 1: Enter the equations $x(t) = 3t^2$, $y(t) = 2t$ with the graphing utility in PARAMETRIC mode.

STEP 2: Select the viewing window. The interval is $-2 \leq t \leq 2$, so select the following square viewing window:

$$\begin{aligned} T_{\min} &= -2, & T_{\max} &= 2, & T_{\text{step}} &= 0.1 \\ X_{\min} &= 0, & X_{\max} &= 16, & X_{\text{scl}} &= 1 \\ Y_{\min} &= -5, & Y_{\max} &= 5, & Y_{\text{scl}} &= 1 \end{aligned}$$

Choose $T_{\min} = -2$ and $T_{\max} = 2$ because $-2 \leq t \leq 2$. Finally, the choice for T_{step} will determine the number of points that the graphing utility will plot. For example, with T_{step} at 0.1, the graphing utility will evaluate x and y at $t = -2, -1.9, -1.8$, and so on. The smaller the T_{step} , the more points the graphing utility will plot. Experiment with different values of T_{step} to see how the graph is affected.

STEP 3: Graph. Watch the direction in which the graph is drawn. This direction shows the orientation of the curve.

Using a TI-84 Plus C, the graph shown in Figure 24 is complete. J

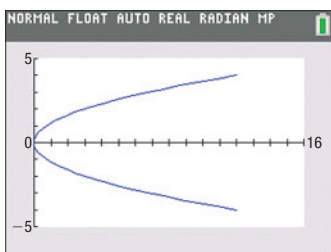


Figure 24
 $x = 3t^2, y = 2t, -2 \leq t \leq 2$

Exploration

Graph the following parametric equations using a graphing utility with $X_{\min} = 0$, $X_{\max} = 16$, $Y_{\min} = -5$, $Y_{\max} = 5$, and $T_{\text{step}} = 0.1$.

- $x = \frac{3t^2}{4}, y = t, -4 \leq t \leq 4$
- $x = 3t^2 + 12t + 12, y = 2t + 4, -4 \leq t \leq 0$
- $x = 3t^{2/3}, y = 2\sqrt[3]{t}, -8 \leq t \leq 8$

Compare these graphs to Figure 24. Conclude that parametric equations defining a curve are not unique; that is, different parametric equations can represent the same graph.

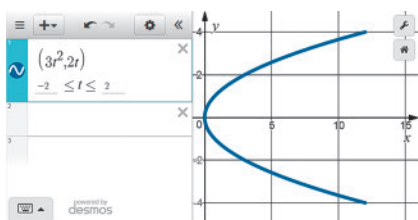


Figure 25
 $x = 3t^2, y = 2t, -2 \leq t \leq 2$

Exploration

In FUNCTION mode, graph $x = \frac{3y^2}{4}$ ($Y_1 = \sqrt{\frac{4x}{3}}$ and $Y_2 = -\sqrt{\frac{4x}{3}}$) with $X_{\min} = 0$, $X_{\max} = 16$, $Y_{\min} = -5$, $Y_{\max} = 5$. Compare this graph with Figure 24. Why do the graphs differ?

NOTE Some graphing utilities input the parametric equations as an ordered pair. For example, Figure 25 shows the graph of $x = 3t^2, y = 2t, -2 \leq t \leq 2$ using Desmos. ■

Answers

CHAPTER 1 Graphs

1.1 Assess Your Understanding (page 6)

7. x-coordinate or abscissa; y-coordinate or ordinate 8. quadrants 9. midpoint 10. F 11. F 12. T 13. b 14. a

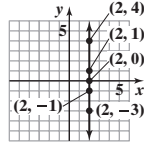
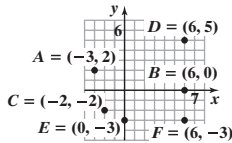
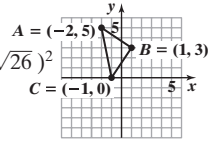
15. (a) Quadrant II
(c) Quadrant III
(e) y-axis

- (b) x-axis
(d) Quadrant I
(f) Quadrant IV

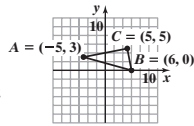
17. The points will be on a vertical line that is 2 units to the right of the y-axis.

19. $\sqrt{5}$
21. $\sqrt{10}$
23. $2\sqrt{17}$
25. $\sqrt{130}$
27. $\sqrt{10}$
29. $\sqrt{6.89} \approx 2.62$
31. $\sqrt{a^2 + b^2}$

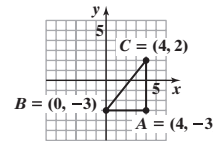
33. $d(A, B) = \sqrt{13}$
 $d(B, C) = \sqrt{13}$
 $d(A, C) = \sqrt{26}$
 $(\sqrt{13})^2 + (\sqrt{13})^2 = (\sqrt{26})^2$
Area = $\frac{13}{2}$ square units



35. $d(A, B) = \sqrt{130}$
 $d(B, C) = \sqrt{26}$
 $d(A, C) = 2\sqrt{26}$
 $(\sqrt{26})^2 + (2\sqrt{26})^2 = (\sqrt{130})^2$
Area = 26 square units



37. $d(A, B) = 4$
 $d(B, C) = \sqrt{41}$
 $d(A, C) = 5$
 $4^2 + 5^2 = (\sqrt{41})^2$
Area = 10 square units



39. (4, 0) 41. $(\frac{7}{2}, 2)$
43. (8, -2) 45. $(\frac{a}{2}, \frac{b}{2})$
47. (5, 3) 49. (3, -13), (3, 11)

51. $(4 + 3\sqrt{3}, 0); (4 - 3\sqrt{3}, 0)$ 53. (a) (-1, 1) (b) (0, 13) 55. (1, 2) 57. $\sqrt{17}; 2\sqrt{5}; \sqrt{29}$

59. $d(P_1, P_2) = 6; d(P_2, P_3) = 4; d(P_1, P_3) = 2\sqrt{13}$; right triangle 61. $d(P_1, P_2) = 2\sqrt{17}; d(P_2, P_3) = \sqrt{34}; d(P_1, P_3) = \sqrt{34}$; isosceles right triangle

63. $90\sqrt{2} \approx 127.28$ ft 65. (a) (90, 0), (90, 90), (0, 90) (b) $5\sqrt{2161} \approx 232.43$ ft (c) $30\sqrt{149} \approx 366.20$ ft 67. $d = 75t$ mi

69. (a) (2.65, 1.6) (b) Approximately 1.285 units 71. \$23,307; a slight underestimate 73. $(\frac{s}{2}, \frac{s}{2})$

75. Arrange the parallelogram on the coordinate plane so that the vertices are $P_1 = (0, 0), P_2 = (a, 0), P_3 = (a + b, c)$ and $P_4 = (b, c)$.

Then the lengths of the sides are $d(P_1, P_2) = a, d(P_2, P_3) = \sqrt{b^2 + c^2}, d(P_3, P_4) = a,$ and $d(P_1, P_4) = \sqrt{b^2 + c^2},$ and the lengths

of the diagonals are $d(P_1, P_3) = \sqrt{(a + b)^2 + c^2}$ and $d(P_2, P_4) = \sqrt{(a - b)^2 + c^2}.$ So, the sum of the squares of the lengths of the sides is

$a^2 + (\sqrt{b^2 + c^2})^2 + a^2 + (\sqrt{b^2 + c^2})^2 = a^2 + b^2 + c^2 + a^2 + b^2 + c^2 = 2a^2 + 2b^2 + 2c^2.$ The sum of the squares of the lengths of the diagonals is

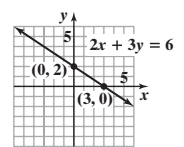
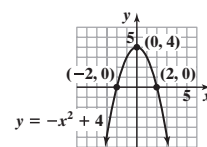
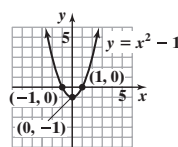
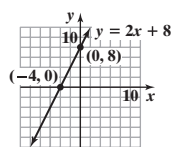
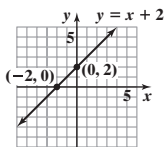
$(\sqrt{(a + b)^2 + c^2})^2 + (\sqrt{(a - b)^2 + c^2})^2 = (a + b)^2 + c^2 + (a - b)^2 + c^2 = a^2 + 2ab + b^2 + c^2 + a^2 - 2ab + b^2 + c^2 = 2a^2 + 2b^2 + 2c^2.$

1.2 Assess Your Understanding (page 17)

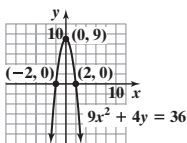
3. intercepts 4. $y = 0$ 5. y-axis 6. 4 7. (-3, 4) 8. T 9. F 10. F 11. d 12. c 13. (0, 0) is on the graph. 15. (0, 3) is on the graph.

17. (0, 2) and $(\sqrt{2}, \sqrt{2})$ are on the graph.

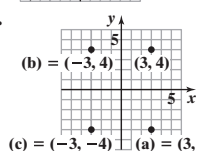
19. (-2, 0), (0, 2) 21. (-4, 0), (0, 8) 23. (-1, 0), (1, 0), (0, -1) 25. (-2, 0), (2, 0), (0, 4) 27. (3, 0), (0, 2)



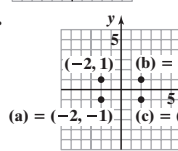
29. (-2, 0), (2, 0), (0, 9)



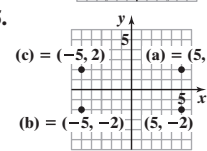
31. (b) (-3, 4) (c) (3, 4)
(c) (-3, -4) (a) (3, -4)



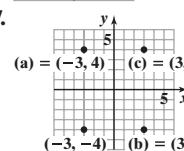
33. (a) (-2, -1) (b) (2, 1)
(c) (2, -1)



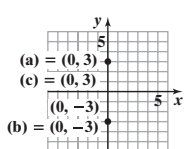
35. (c) (-5, 2) (a) (5, 2)
(b) (-5, -2) (5, -2)



37. (a) (-3, 4) (c) (3, 4)
(-3, -4) (b) (3, -4)



39. (a) (0, 3) (c) (0, 3)
(0, -3) (b) (0, -3)



41. (a) (-1, 0), (1, 0)
(b) Symmetric with respect to the x-axis, the y-axis, and the origin

43. (a) $(-\frac{\pi}{2}, 0), (0, 1), (\frac{\pi}{2}, 0)$
(b) Symmetric with respect to the y-axis

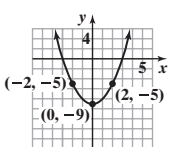
45. (a) (0, 0)
(b) Symmetric with respect to the x-axis

47. (a) (-2, 0), (0, 0), (2, 0)
(b) Symmetric with respect to the origin

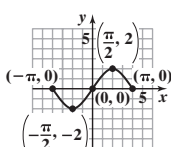
49. (a) $(x, 0), -2 \leq x \leq 1$
(b) No symmetry

51. (a) No intercepts
(b) Symmetric with respect to the origin

53. (-2, -5), (0, -9), (2, -5)



55. $(-\pi, 0), (\pi, 0), (0, 0)$
 $(-\frac{\pi}{2}, -2)$



57. (-16, 0), (0, -4), (0, 4); symmetric with respect to the x-axis

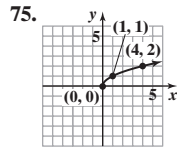
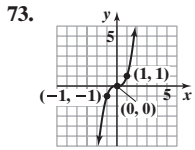
59. (0, 0); symmetric with respect to the origin

61. (0, 9), (3, 0), (-3, 0); symmetric with respect to the y-axis

63. (-2, 0), (2, 0), (0, -5), (0, 5); symmetric with respect to the x-axis, the y-axis, and the origin

65. (0, -64), (4, 0); no symmetry 67. (0, -8), (4, 0), (-2, 0); no symmetry

69. (0, 0); symmetric with respect to the origin 71. (0, 0); symmetric with respect to the origin



77. $a = -4$ or $a = 1$ 79. $(-1, -2)$ 81. 4
 83. (a) $(0, 0), (2, 0), (0, 1), (0, -1)$ (b) x -axis symmetry
 85. $(0, 0), (-a, 0), (a, 0)$; symmetric with respect to the x -axis, the y -axis, and the origin
 87. (a) $y = \sqrt{x^2}$ and $y = |x|$ have the same graph. (b) $\sqrt{x^2} = |x|$ (c) $x \geq 0$ for $y = (\sqrt{x})^2$, while x can be any real number for $y = x$. (d) $y \geq 0$ for $y = \sqrt{x^2}$

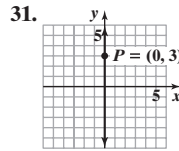
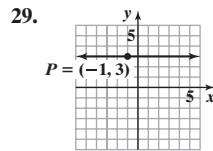
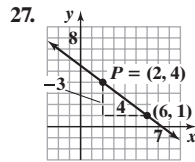
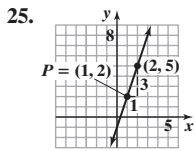
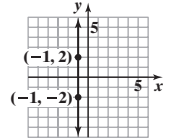
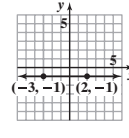
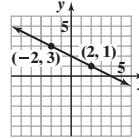
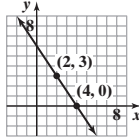
1.3 Assess Your Understanding (page 31)

1. undefined; 0 2. 3; 2 3. T 4. F 5. T 6. $m_1 = m_2$; y -intercepts; $m_1 m_2 = -1$ 7. 2 8. $-\frac{1}{2}$ 9. c 10. d 11. b 12. d

13. (a) Slope = $\frac{1}{2}$ 15. (a) Slope = $-\frac{1}{3}$ 17. Slope = $-\frac{3}{2}$ 19. Slope = $-\frac{1}{2}$ 21. Slope = 0 23. Slope undefined

(b) If x increases by 2 units, y will increase by 1 unit.

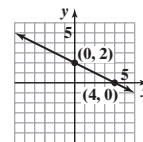
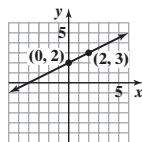
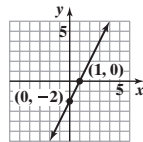
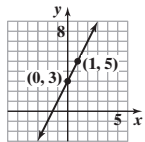
(b) If x increases by 3 units, y will decrease by 1 unit.



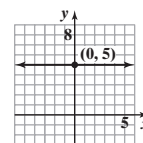
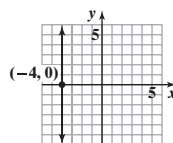
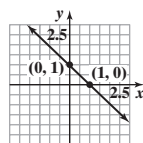
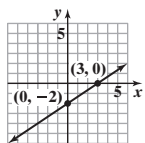
33. $y - 2 = 3(x - 1)$ 35. $y - 4 = -\frac{3}{4}(x - 2)$
 37. $y - 3 = 0$ 39. $(2, 6); (3, 10); (4, 14)$
 41. $(4, -7); (6, -10); (8, -13)$
 43. $(-1, -5); (0, -7); (1, -9)$

45. $x - 2y = 0$ or $y = \frac{1}{2}x$ 47. $x + y = 2$ or $y = -x + 2$ 49. $2x - y = 3$ or $y = 2x - 3$ 51. $x + 2y = 5$ or $y = -\frac{1}{2}x + \frac{5}{2}$
 53. $3x - y = -9$ or $y = 3x + 9$ 55. $x - 2y = 1$ or $y = \frac{1}{2}x - \frac{1}{2}$ 57. $x - 2y = -5$ or $y = \frac{1}{2}x + \frac{5}{2}$ 59. $3x + y = 3$ or $y = -3x + 3$
 61. $x - y = -4$ or $y = x + 4$ 63. $x = 2$; no slope-intercept form 65. $y = 2$ 67. $2x - y = -4$ or $y = 2x + 4$ 69. $x - 2y = 0$ or $y = \frac{1}{2}x$
 71. $x = 4$; no slope-intercept form 73. $2x + y = 0$ or $y = -2x$ 75. $2x + y = 4$ or $y = -2x + 4$ 77. $y = 4$

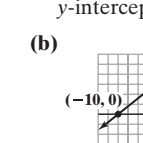
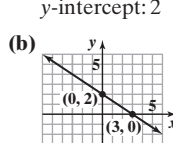
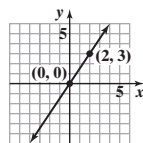
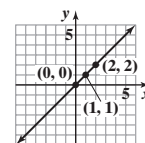
79. Slope = 2; y -intercept = 3 81. Slope = 2; y -intercept = -2 83. Slope = $\frac{1}{2}$; y -intercept = 2 85. Slope = $-\frac{1}{2}$; y -intercept = 2



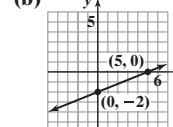
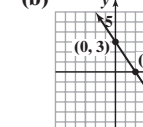
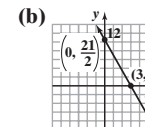
87. Slope = $\frac{2}{3}$; y -intercept = -2 89. Slope = -1; y -intercept = 1 91. Slope undefined; no y -intercept 93. Slope = 0; y -intercept = 5



95. Slope = 1; y -intercept = 0 97. Slope = $\frac{3}{2}$; y -intercept = 0 99. (a) x -intercept: 3; y -intercept: 2 101. (a) x -intercept: -10; y -intercept: 8



103. (a) x -intercept: 3; y -intercept: $\frac{21}{2}$ 105. (a) x -intercept: 2; y -intercept: 3 107. (a) x -intercept: 5; y -intercept: -2 109. $y = 0$
 (b) 111. Parallel 113. Neither
 115. $x - y = -2$ or $y = x + 2$

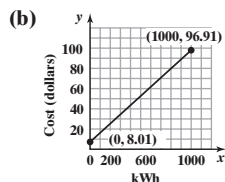


117. $x + 3y = 3$ or $y = -\frac{1}{3}x + 1$

119. $P_1 = (-2, 5), P_2 = (1, 3), m_1 = -\frac{2}{3}; P_2 = (1, 3), P_3 = (-1, 0), m_2 = \frac{3}{2}$; because $m_1 m_2 = -1$, the lines are perpendicular and the points $(-2, 5), (1, 3),$ and $(-1, 0)$ are the vertices of a right triangle.

121. $P_1 = (-1, 0)$, $P_2 = (2, 3)$, $m = 1$; $P_3 = (1, -2)$, $P_4 = (4, 1)$, $m = 1$; $P_1 = (-1, 0)$, $P_3 = (1, -2)$, $m = -1$; $P_2 = (2, 3)$, $P_4 = (4, 1)$, $m = -1$;
opposite sides are parallel, and adjacent sides are perpendicular; the points are the vertices of a rectangle.
123. $C = 0.60x + 39$; \$105.00; \$177.00 125. $C = 0.14x + 4252$

127. (a) $C = 0.0889x + 8.01$, $0 \leq x \leq 1000$



- (c) \$25.79 (d) \$52.46
(e) Each additional kWh used adds \$0.0889 to the bill.

129. $^{\circ}\text{C} = \frac{5}{9}(^{\circ}\text{F} - 32)$; approximately 21.1°C 131. (a) $y = -\frac{2}{25}x + 30$ (b) x-intercept: 375;

The ramp meets the floor 375 in. (31.25 ft) from the base of the platform. (c) The ramp does not meet design requirements. It has a run of 31.25 ft. (d) The only slope possible for the ramp to comply with the requirement is for it to drop 1 in. for every 12-in. run.

133. (a) $A = \frac{1}{5}x + 20,000$ (b) \$80,000

(c) Each additional box sold requires an additional \$0.20 in advertising.

135. $-2, -\frac{2}{3}, \frac{1}{2}$ 137. $\left(\frac{a+b}{3}, \frac{c}{3}\right)$ 139. b, c, e, g 141. c 147. No; no

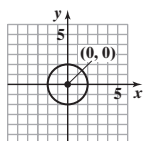
149. They are the same line. 151. Yes, if the y-intercept is 0.

1.4 Assess Your Understanding (page 39)

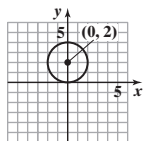
3. F 4. radius 5. T 6. F 7. d 8. a 9. Center $(2, 1)$; radius = 2; $(x - 2)^2 + (y - 1)^2 = 4$

11. Center $\left(\frac{5}{2}, 2\right)$; radius = $\frac{3}{2}$; $\left(x - \frac{5}{2}\right)^2 + (y - 2)^2 = \frac{9}{4}$

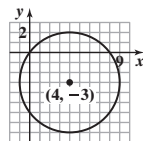
13. $x^2 + y^2 = 4$;
 $x^2 + y^2 - 4 = 0$



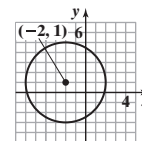
15. $x^2 + (y - 2)^2 = 4$;
 $x^2 + y^2 - 4y = 0$



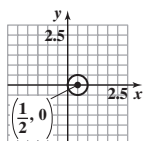
17. $(x - 4)^2 + (y + 3)^2 = 25$;
 $x^2 + y^2 - 8x + 6y = 0$



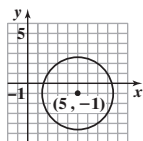
19. $(x + 2)^2 + (y - 1)^2 = 16$;
 $x^2 + y^2 + 4x - 2y - 11 = 0$



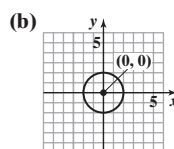
21. $\left(x - \frac{1}{2}\right)^2 + y^2 = \frac{1}{4}$;
 $x^2 + y^2 - x = 0$



23. $(x - 5)^2 + (y + 1)^2 = 13$;
 $x^2 + y^2 - 10x + 2y + 13 = 0$

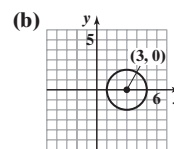


25. (a) $(h, k) = (0, 0)$; $r = 2$



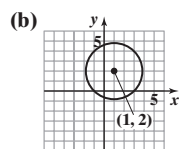
(c) $(\pm 2, 0)$; $(0, \pm 2)$

27. (a) $(h, k) = (3, 0)$; $r = 2$



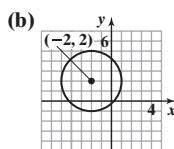
(c) $(1, 0)$; $(5, 0)$

29. (a) $(h, k) = (1, 2)$; $r = 3$



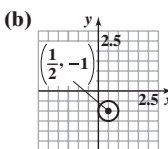
(c) $(1 \pm \sqrt{5}, 0)$; $(0, 2 \pm 2\sqrt{2})$

31. (a) $(h, k) = (-2, 2)$; $r = 3$



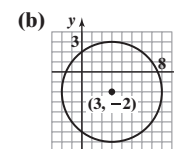
(c) $(-2 \pm \sqrt{5}, 0)$; $(0, 2 \pm \sqrt{5})$

33. (a) $(h, k) = \left(\frac{1}{2}, -1\right)$; $r = \frac{1}{2}$



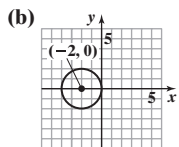
(c) $(0, -1)$

35. (a) $(h, k) = (3, -2)$; $r = 5$



(c) $(3 \pm \sqrt{21}, 0)$; $(0, -6)$; $(0, 2)$

37. (a) $(h, k) = (-2, 0)$; $r = 2$



(c) $(0, 0)$, $(-4, 0)$

63. (a) $x^2 + (mx + b)^2 = r^2$

$$(1 + m^2)x^2 + 2mbx + b^2 - r^2 = 0$$

The equation has one solution if and only if the discriminant = 0.

$$(2mb)^2 - 4(1 + m^2)(b^2 - r^2) = 0$$

$$-4b^2 + 4r^2 + 4m^2r^2 = 0$$

$$r^2(1 + m^2) = b^2$$

(b) $x = \frac{-2mb}{2(1 + m^2)} = \frac{-2mb}{2b^2/r^2} = -\frac{r^2m}{b}$

$$y = m\left(-\frac{r^2m}{b}\right) + b = -\frac{r^2m^2}{b} + b = \frac{-r^2m^2 + b^2}{b} = \frac{r^2}{b}$$

(c) The slope of the tangent line = m .

The slope of the line joining the center to the point of tangency = $\frac{r^2/b}{-r^2m/b} = -\frac{1}{m}$.

65. $\sqrt{2}x + 4y = 9\sqrt{2}$

67. The center of the circle is $\left(\frac{x_1 + x_2}{2}, \frac{y_1 + y_2}{2}\right)$ and the radius is $\frac{1}{2}\sqrt{(x_1 - x_2)^2 + (y_1 - y_2)^2}$. Then the equation of the

circle is $\left(x - \frac{x_1 + x_2}{2}\right)^2 + \left(y - \frac{y_1 + y_2}{2}\right)^2 = \frac{1}{4}\left[(x_1 - x_2)^2 + (y_1 - y_2)^2\right]$. Expanding, gives

$$x^2 - x(x_1 + x_2) + \frac{(x_1 + x_2)^2}{4} + y^2 - y(y_1 + y_2) + \frac{(y_1 + y_2)^2}{4} = \frac{1}{4}\left[x_1^2 - 2x_1x_2 + x_2^2 + y_1^2 - 2y_1y_2 + y_2^2\right]$$

$$4x^2 - 4x_1x - 4x_2x + x_1^2 + 2x_1x_2 + x_2^2 + 4y^2 - 4y_1y - 4y_2y + y_1^2 + 2y_1y_2 + y_2^2 = x_1^2 - 2x_1x_2 + x_2^2 + y_1^2 - 2y_1y_2 + y_2^2$$

$$4x^2 - 4x_1x - 4x_2x + 4x_1x_2 + 4y^2 - 4y_1y - 4y_2y + 4y_1y_2 = 0$$

$$x^2 - x_1x - x_2x + x_1x_2 + y^2 - y_1y - y_2y + y_1y_2 = 0$$

$$x(x - x_1) - x_2(x - x_1) + y(y - y_1) - y_2(y - y_1) = 0$$

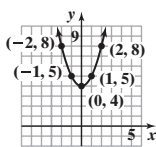
$$(x - x_1)(x - x_2) + (y - y_1)(y - y_2) = 0$$

69. b, c, e, g

Review Exercises (page 43)

1. (a) $2\sqrt{5}$ (b) (2, 1) (c) $\frac{1}{2}$ (d) For each run of 2, there is a rise of 1. 2. (a) 5 (b) $\left(-\frac{1}{2}, 1\right)$ (c) $-\frac{4}{3}$ (d) For each run of 3, there is a rise of -4 .

3. (a) 12 (b) (4, 2) (c) undefined (d) no change in x

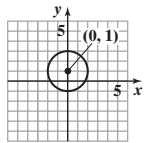
4.  5. $(-4, 0), (0, 2), (0, 0), (0, -2), (2, 0)$ 6. $(0, 0)$; symmetric with respect to the x -axis

7. $(\pm 4, 0), (0, \pm 2)$; symmetric with respect to the x -axis, the y -axis, and the origin 8. $(0, 1)$; symmetric with respect to the y -axis

9. $(0, 0), (\pm 1, 0)$; symmetric with respect to the origin 10. $(0, 0), (-1, 0), (0, -2)$; no symmetry 11. $(x + 2)^2 + (y - 3)^2 = 16$

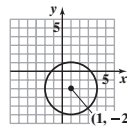
12. $(x + 1)^2 + (y + 2)^2 = 1$

13. Center $(0, 1)$; radius = 2



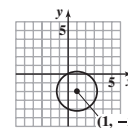
Intercepts: $(-\sqrt{3}, 0), (\sqrt{3}, 0), (0, -1), (0, 3)$

14. Center $(1, -2)$; radius = 3



Intercepts: $(1 - \sqrt{3}, 0), (1 + \sqrt{3}, 0), (0, -2 - 2\sqrt{2}), (0, -2 + 2\sqrt{2})$

15. Center $(1, -2)$; radius = $\sqrt{5}$

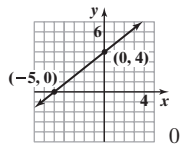


Intercepts: $(0, 0), (2, 0), (0, -4)$

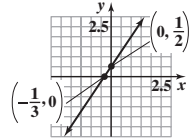
16. $2x + y = 5$ or $y = -2x + 5$ 17. $x = -3$; no slope-intercept form 18. $x + 5y = -10$ or $y = -\frac{1}{5}x - 2$ 19. $5x + y = 11$ or $y = -5x + 11$

20. $2x - 3y = -19$ or $y = \frac{2}{3}x + \frac{19}{3}$ 21. $x - y = 7$ or $y = x - 7$

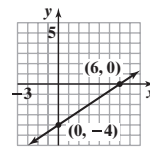
22. Slope = $\frac{4}{5}$; y -intercept = 4



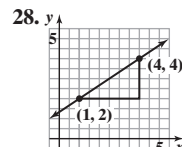
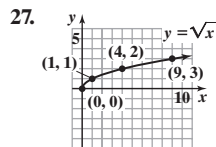
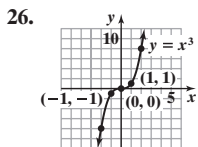
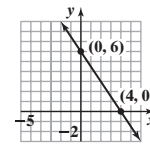
23. Slope = $\frac{3}{2}$; y -intercept = $\frac{1}{2}$



24. Intercepts: $(6, 0), (0, -4)$



25. Intercepts: $(4, 0), (0, 6)$



29. $d(A, B) = \sqrt{(1 - 3)^2 + (1 - 4)^2} = \sqrt{13}$
 $d(B, C) = \sqrt{(-2 - 1)^2 + (3 - 1)^2} = \sqrt{13}$

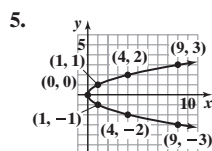
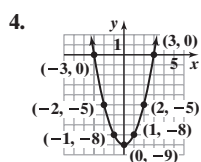
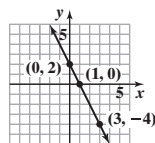
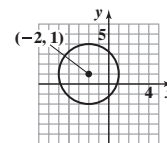
30. (a) $d(A, B) = 2\sqrt{5}$; $d(B, C) = \sqrt{145}$; $d(A, C) = 5\sqrt{5}$; $[d(A, B)]^2 + [d(A, C)]^2 = (2\sqrt{5})^2 + (5\sqrt{5})^2 = 20 + 125 = 145 = [d(B, C)]^2$

(b) Slope from A to B is -2 ; slope from A to C is $\frac{1}{2}$. Since $-2 \cdot \frac{1}{2} = -1$, the lines are perpendicular.

31. Center $(1, -2)$; Radius = $4\sqrt{2}$; $(x - 1)^2 + (y + 2)^2 = 32$ 32. Slope from A to B is -1 ; slope from A to C is -1 .

Chapter Test (page 44)

1. $d = 2\sqrt{13}$ 2. (2, 1) 3. (a) $m = -\frac{2}{3}$ (b) For every 3-unit change in x , y will change by -2 units.

6. Intercepts: $(-3, 0)$, $(3, 0)$, $(0, 9)$; symmetric with respect to the y -axis8. $x^2 + y^2 - 8x + 6y = 0$ 9. Center: $(-2, 1)$; radius: 3

10. Parallel line: $y = -\frac{2}{3}x - \frac{1}{3}$; perpendicular line: $y = \frac{3}{2}x + 3$

CHAPTER 2 Functions and Their Graphs

2.1 Assess Your Understanding (page 59)

7. independent; dependent 8. a 9. c 10. F 11. F 12. verbally; numerically; graphically; algebraically 13. F 14. F

15. difference quotient 16. explicitly

17. (a) Domain: $\{0, 22, 40, 70, 100\}$ in $^{\circ}\text{C}$ Range: $\{1.031, 1.121, 1.229, 1.305, 1.411\}$ in kg/m^3 (b) Temperature, $^{\circ}\text{C}$ Density, kg/m^3

0	→	1.411
22	→	1.305
40	→	1.229
70	→	1.121
100	→	1.031

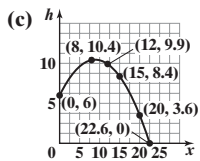
(c) $\{(0, 1.411), (22, 1.305), (40, 1.229), (70, 1.121), (100, 1.031)\}$ 19. Domain: $\{\text{Elvis, Colleen, Kaleigh, Marissa}\}$; Range: $\{\text{January 8, March 15, September 17}\}$; Function21. Domain: $\{20, 30, 40\}$; Range: $\{200, 300, 350, 425\}$; Not a function 23. Domain: $\{-3, 2, 4\}$; Range: $\{6, 9, 10\}$; Not a function25. Domain: $\{1, 2, 3, 4\}$; Range: $\{3\}$; Function 27. Domain: $\{-4, 0, 3\}$; Range: $\{1, 3, 5, 6\}$; Not a function 29. Domain: $\{-1, 0, 2, 4\}$;Range: $\{-1, 3, 8\}$; Function 31. Function 33. Function 35. Not a function 37. Not a function 39. Function 41. Not a function43. (a) -4 (b) 1 (c) -3 (d) $3x^2 - 2x - 4$ (e) $-3x^2 - 2x + 4$ (f) $3x^2 + 8x + 1$ (g) $12x^2 + 4x - 4$ (h) $3x^2 + 6xh + 3h^2 + 2x + 2h - 4$ 45. (a) 0 (b) $\frac{1}{2}$ (c) $-\frac{1}{2}$ (d) $-\frac{x}{x^2 + 1}$ (e) $-\frac{x}{x^2 + 1}$ (f) $\frac{x + 1}{x^2 + 2x + 2}$ (g) $\frac{2x}{4x^2 + 1}$ (h) $\frac{x + h}{x^2 + 2xh + h^2 + 1}$ 47. (a) 4 (b) 5 (c) 5 (d) $|x| + 4$ (e) $-|x| - 4$ (f) $|x + 1| + 4$ (g) $2|x| + 4$ (h) $|x + h| + 4$ 49. (a) $-\frac{1}{5}$ (b) $-\frac{3}{2}$ (c) $\frac{1}{8}$ (d) $\frac{2x - 1}{3x + 5}$ (e) $\frac{-2x - 1}{3x - 5}$ (f) $\frac{2x + 3}{3x - 2}$ (g) $\frac{4x + 1}{6x - 5}$ (h) $\frac{2x + 2h + 1}{3x + 3h - 5}$ 51. All real numbers 53. All real numbers 55. $\{x|x \neq -4, x \neq 4\}$ 57. $\{x|x \neq 0\}$ 59. $\{x|x \geq 4\}$ 61. $\{x|x \neq -2, -1\}$ 63. $\{x|x > 4\}$ 65. $\{t|t \geq 4, t \neq 7\}$ 67. All real numbers 69. $\{t|t \neq -2, t \neq 7\}$ 71. (a) $(f + g)(x) = 5x + 1$; All real numbers (b) $(f - g)(x) = x + 7$; All real numbers (c) $(f \cdot g)(x) = 6x^2 - x - 12$; All real numbers(d) $\left(\frac{f}{g}\right)(x) = \frac{3x + 4}{2x - 3}$; $\left\{x \mid x \neq \frac{3}{2}\right\}$ (e) 16 (f) 11 (g) 10 (h) -7 73. (a) $(f + g)(x) = 2x^2 + x - 1$; All real numbers(b) $(f - g)(x) = -2x^2 + x - 1$; All real numbers (c) $(f \cdot g)(x) = 2x^3 - 2x^2$; All real numbers (d) $\left(\frac{f}{g}\right)(x) = \frac{x - 1}{2x^2}$; $\{x|x \neq 0\}$ (e) 20 (f) -29 (g) 8 (h) 0 75. (a) $(f + g)(x) = \sqrt{x} + 3x - 5$; $\{x|x \geq 0\}$ (b) $(f - g)(x) = \sqrt{x} - 3x + 5$; $\{x|x \geq 0\}$ (c) $(f \cdot g)(x) = 3x\sqrt{x} - 5\sqrt{x}$; $\{x|x \geq 0\}$ (d) $\left(\frac{f}{g}\right)(x) = \frac{\sqrt{x}}{3x - 5}$; $\left\{x \mid x \geq 0, x \neq \frac{5}{3}\right\}$ (e) $\sqrt{3} + 4$ (f) -5 (g) $\sqrt{2}$ (h) $-\frac{1}{2}$ 77. (a) $(f + g)(x) = 1 + \frac{2}{x}$; $\{x|x \neq 0\}$ (b) $(f - g)(x) = 1$; $\{x|x \neq 0\}$ (c) $(f \cdot g)(x) = \frac{1}{x} + \frac{1}{x^2}$; $\{x|x \neq 0\}$ (d) $\left(\frac{f}{g}\right)(x) = x + 1$; $\{x|x \neq 0\}$ (e) $\frac{5}{3}$ (f) 1 (g) $\frac{3}{4}$ (h) 2 79. (a) $(f + g)(x) = \frac{6x + 3}{3x - 2}$; $\left\{x \mid x \neq \frac{2}{3}\right\}$ (b) $(f - g)(x) = \frac{-2x + 3}{3x - 2}$; $\left\{x \mid x \neq \frac{2}{3}\right\}$ (c) $(f \cdot g)(x) = \frac{8x^2 + 12x}{(3x - 2)^2}$; $\left\{x \mid x \neq \frac{2}{3}\right\}$ (d) $\left(\frac{f}{g}\right)(x) = \frac{2x + 3}{4x}$; $\left\{x \mid x \neq 0, x \neq \frac{2}{3}\right\}$ (e) 3 (f) $-\frac{1}{2}$ (g) $\frac{7}{2}$ (h) $\frac{5}{4}$ 81. $g(x) = 5 - \frac{7}{2}x$ 83. 4 85. $2x + h$ 87. $2x + h - 1$ 89. $-\frac{20}{(4x + 4h - 3)(4x - 3)}$ 91. $\frac{6}{(x + 3)(x + h + 3)}$ 93. $\frac{1}{\sqrt{x + h - 2} + \sqrt{x - 2}}$ 95. $-\frac{2x + h}{x^2(x + h)^2}$ 97. $-\frac{2x + h}{\sqrt{4 - (x + h)^2} + \sqrt{4 - x^2}}$ 99. $\{-2, 4\}$ 101. $A = -\frac{7}{2}$ 103. $A = -4$ 105. $A(x) = \frac{1}{2}x^2$ 107. $G(x) = 16x$ 109. (a) 15.1 m, 14.071 m, 12.944 m (b) 1.01 sec, 1.43 sec, 1.75 sec (c) 2.02 sec

111. (a) \$222 (b) \$225 (c) \$220 (d) \$230 113. $R(x) = \frac{L(x)}{P(x)}$ 115. $H(x) = P(x) \cdot I(x)$ 117. (a) $P(x) = -0.05x^3 + 0.8x^2 + 155x - 500$
 (b) $P(15) = \$1836.25$ (c) When 15 hundred smartphones are sold, the profit is \$1836.25. 119. (a) $D(v) = 0.05v^2 + 2.6v - 15$
 (b) 321 feet (c) The car will need 321 feet to stop once the impediment is observed. 121. $\frac{1}{(x+h)^{2/3} + x^{1/3}(x+h)^{1/3} + x^{2/3}}$
 123. $\left\{x \mid -2 < x < \frac{8}{3}\right\}$ 125. $H(x) = \frac{3x - x^3}{\text{age}}$ 127. Intercepts: $(-16, 0), (-8, 0)$; x-axis symmetry 128. $(4, 32)$ 129. 7.5 lbs
 130. $\{-3, 2, 3\}$ 131. $a = \frac{d - bx}{1 - c}$ or $a = \frac{bx - d}{c - 1}$ 132. $2.5 \text{ kg} \cdot \text{m}^2$ 133. $-\frac{10}{3}$ 134. $-\frac{12x^2 + 40x + 21}{(4x^2 - 7)^2}$ 135. 7

2.2 Assess Your Understanding (page 67)

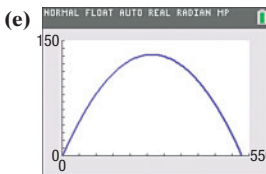
3. vertical 4. 5; -3 5. $a = -2$ 6. F 7. F 8. T 9. c 10. a
 11. (a) $f(0) = 3; f(-6) = -3$ (b) $f(6) = 0; f(11) = 1$ (c) Positive (d) Negative (e) -3, 6, and 10 (f) $-3 < x < 6; 10 < x \leq 11$
 (g) $\{x \mid -6 \leq x \leq 11\}$ (h) $\{y \mid -3 \leq y \leq 4\}$ (i) -3, 6, 10 (j) 3 (k) 3 times (l) Once (m) 0, 4 (n) -5, 8
 13. Not a function (a) Domain: $\{x \mid x \leq -1 \text{ or } x \geq 1\}$; Range: all real numbers (b) $(-1, 0), (1, 0)$ (c) x-axis, y-axis, and origin symmetry
 15. Function (a) Domain: $\{x \mid -\pi \leq x \leq \pi\}$; Range: $\{y \mid -1 \leq y \leq 1\}$ (b) $\left(-\frac{\pi}{2}, 0\right), \left(\frac{\pi}{2}, 0\right), (0, 1)$ (c) y-axis
 17. Not a function (a) Domain: $\{x \mid x \leq 0\}$; Range: all real numbers (b) $(0, 0)$ (c) x-axis
 19. Function (a) Domain: $\{x \mid 0 < x < 3\}$; Range: $\{y \mid y < 2\}$ (b) $(1, 0)$ (c) None
 21. Function (a) Domain: all real numbers; Range: $\{y \mid y \leq 2\}$ (b) $(-3, 0), (3, 0), (0, 2)$ (c) y-axis
 23. Function (a) Domain: all real numbers; Range: $\{y \mid y \geq -3\}$ (b) $(1, 0), (3, 0), (0, 9)$ (c) None
 25. (a) Yes (b) $f(-2) = 8; (-2, 8)$ (c) 0 or $-\frac{1}{3}; (0, -2), \left(-\frac{1}{3}, -2\right)$ (d) All real numbers (e) $-1, \frac{2}{3}$ (f) -2
 27. (a) No (b) $f(4) = -3; (4, -3)$ (c) 14; $(14, 2)$ (d) $\{x \mid x \neq 6\}$ (e) -2 (f) $-\frac{1}{3}$
 29. (a) Yes (b) $f(3) = \frac{486}{5}; \left(3, \frac{486}{5}\right)$ (c) $-\frac{\sqrt{3}}{3}$ or $\frac{\sqrt{3}}{3}; \left(-\frac{\sqrt{3}}{3}, 1\right), \left(\frac{\sqrt{3}}{3}, 1\right)$ (d) All real numbers (e) 0 (f) 0
 31. (a) 3 (b) -2 (c) -1 (d) 1 (e) 2 (f) $-\frac{1}{3}$

33. (a) Approximately 10.4 ft high
 (b) Approximately 9.9 ft high



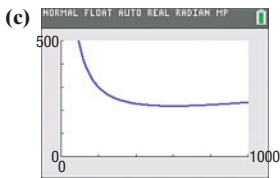
- (c) The ball will not go through the hoop; $h(15) \approx 8.4$ ft. If $v = 30$ ft/sec, $h(15) = 10$ ft.

35. (a) About 81.07 ft (b) About 129.59 ft (c) About 26.63 ft;
 The ball is about 26.63 feet high after it has traveled 500 feet.
 (d) About 528.13 ft



- (e) (f) About 115.07 ft and 413.05 ft
 (g) 275 ft; maximum height shown in the table is 131.8 ft (h) 264 ft

37. (a) \$223; \$220 (b) $\{x \mid x > 0\}$



(d)

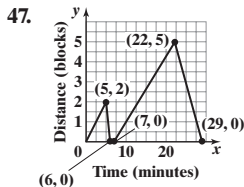
X	Y1	Y2	Y3
50	825		
100	470		
150	355		
200	300		
250	269		
300	250		
350	237.86		
400	229		
450	225		
500	222		

- (e) 600 mi/h

39. (a) \$50; It costs \$50 if you use 0 gigabytes. (b) \$50; It costs \$50 if you use 5 gigabytes. (c) \$150; It costs \$150 if you use 15 gigabytes. (d) $\{g \mid 0 \leq g \leq 30\}$. There are at most 30 gigabytes used in a month.

41. 420 43. The x-intercepts can number anywhere from 0 to infinitely many. There is at most one y-intercept.

45. (a) III (b) IV (c) I (d) V (e) II



49. (a) 2 hr elapsed during which Kevin was between 0 and 3 mi from home (b) 0.5 hr elapsed during which Kevin was 3 mi from home (c) 0.3 hr elapsed during which Kevin was between 0 and 3 mi from home (d) 0.2 hr elapsed during which Kevin was 0 mi from home (e) 0.9 hr elapsed during which Kevin was between 0 and 2.8 mi from home (f) 0.3 hr elapsed during which Kevin was 2.8 mi from home (g) 1.1 hr elapsed during which Kevin was between 0 and 2.8 mi from home (h) 3 mi (i) Twice 51. No points whose x-coordinate is 5 or whose y-coordinate is 0 can be on the graph. 54. $-x^2 + 5x - 9$ 55. $2\sqrt{10}$ 56. $y = \frac{2}{3}x + 8$ 57. All real numbers or $(-\infty, \infty)$

58. 36 59. $\frac{1}{\sqrt{x} + \sqrt{6}}$ 60. 55.8 min 61. $\{x \mid -4 < x \leq 1\}$ or $(-4, 1]$ 62. $5x^2 - 15x + 12$ 63. $[-3, 10]$

2.3 Assess Your Understanding (page 81)

6. increasing 7. even; odd 8. T 9. T 10. F 11. c 12. d 13. Yes 15. No 17. $[-8, -2]; [0, 2]; [5, 7]$ 19. Yes; 10 21. -2, 2; 6, 10
 23. $f(-8) = -4$ 25. (a) $(-2, 0), (0, 3), (2, 0)$ (b) Domain: $\{x \mid -4 \leq x \leq 4\}$ or $[-4, 4]$; Range: $\{y \mid 0 \leq y \leq 3\}$ or $[0, 3]$ (c) Increasing on $[-2, 0]$ and $[2, 4]$; Decreasing on $[-4, -2]$ and $[0, 2]$ (d) Even 27. (a) $(0, 1)$ (b) Domain: all real numbers; Range: $\{y \mid y > 0\}$ or $(0, \infty)$ (c) Increasing on $(-\infty, \infty)$ (d) Neither 29. (a) $(-\pi, 0), (0, 0), (\pi, 0)$ (b) Domain: $\{x \mid -\pi \leq x \leq \pi\}$ or $[-\pi, \pi]$; Range: $\{y \mid -1 \leq y \leq 1\}$ or $[-1, 1]$ (c) Increasing on $\left[-\frac{\pi}{2}, \frac{\pi}{2}\right]$; Decreasing on $\left[-\pi, -\frac{\pi}{2}\right]$ and $\left[\frac{\pi}{2}, \pi\right]$ (d) Odd 31. (a) $\left(0, \frac{1}{2}\right), \left(\frac{1}{3}, 0\right), \left(\frac{5}{2}, 0\right)$

(b) Domain: $\{x|-3 \leq x \leq 3\}$ or $[-3, 3]$; Range: $\{y|-1 \leq y \leq 2\}$ or $[-1, 2]$ (c) Increasing on $[2, 3]$; Decreasing on $[-1, 1]$;

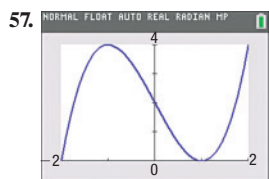
Constant on $[-3, -1]$ and $[1, 2]$ (d) Neither 33. (a) 0; 3 (b) $-2, 2; 0, 0$ 35. (a) $\frac{\pi}{2}; 1$ (b) $-\frac{\pi}{2}; -1$ 37. Odd 39. Even 41. Odd 43. Neither

45. Even 47. Odd 49. Absolute maximum: $f(1) = 4$; absolute minimum: $f(5) = 1$; local maximum: $f(3) = 3$; local minimum: $f(2) = 2$

51. Absolute maximum: $f(3) = 4$; absolute minimum: $f(1) = 1$; local maximum: $f(3) = 4$; local minimum: $f(1) = 1$

53. Absolute maximum: none; absolute minimum: $f(0) = 0$; local maximum: $f(2) = 3$; local minima: $f(0) = 0$ and $f(3) = 2$

55. Absolute maximum: none; absolute minimum: none; local maximum: none; local minimum: none

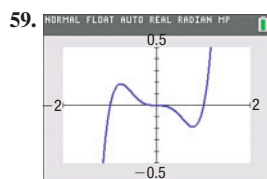


Increasing: $[-2, -1], [1, 2]$

Decreasing: $[-1, 1]$

Local maximum: $f(-1) = 4$

Local minimum: $f(1) = 0$

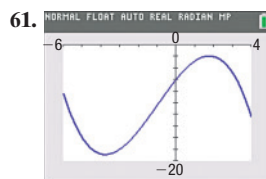


Increasing: $[-2, -0.77], [0.77, 2]$

Decreasing: $[-0.77, 0.77]$

Local maximum: $f(-0.77) = 0.19$

Local minimum: $f(0.77) = -0.19$

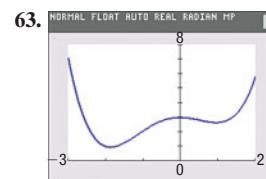


Increasing: $[-3.77, 1.77]$

Decreasing: $[-6, -3.77], [1.77, 4]$

Local maximum: $f(1.77) = -1.91$

Local minimum: $f(-3.77) = -18.89$



Increasing: $[-1.87, 0], [0.97, 2]$

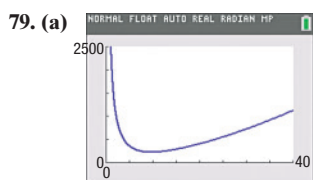
Decreasing: $[-3, -1.87], [0, 0.97]$

Local maximum: $f(0) = 3$

Local minima: $f(-1.87) = 0.95$, $f(0.97) = 2.65$

65. (a) -4 (b) -8 (c) -10 67. (a) 15 (b) -3 (c) 9 69. (a) 5 (b) $y = 5x - 2$ 71. (a) -1 (b) $y = -x$ 73. (a) 4 (b) $y = 4x - 8$

75. (a) Odd (b) Local maximum value is 54 at $x = -3$. 77. (a) Even (b) Local maximum value is 25 at $x = -2$. (c) 50.4 sq. units



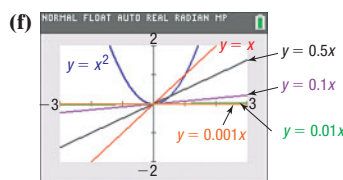
(b) 10 riding lawn mowers

(c) \$239/mower

81. (a) On average, the population is increasing at a rate of 0.036 g/h from 0 to 2.5 h. (b) On average, from 4.5 to 6 h, the population is increasing at a rate of 0.1 g/h. (c) The average rate of change is increasing over time.

83. (a) 1 (b) 0.5 (c) 0.1 (d) 0.01

(e) 0.001



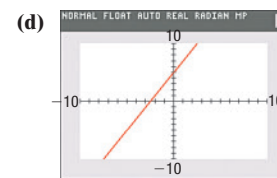
(g) They are getting closer to the tangent line at $(0, 0)$.

(h) They are getting closer to 0.

85. (a) 2

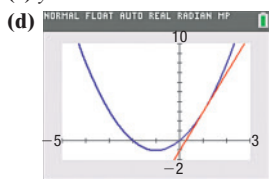
(b) 2; 2; 2

(c) $y = 2x + 5$



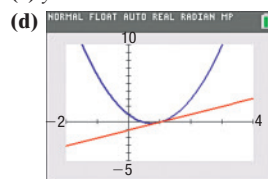
87. (a) $2x + h + 2$ (b) 4.5; 4.1; 4.01; 4

(c) $y = 4.01x - 1.01$



89. (a) $4x + 2h - 3$ (b) 2; 1.2; 1.02; 1

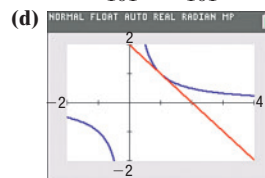
(c) $y = 1.02x - 1.02$



91. (a) $\frac{1}{(x+h)x}$

(b) $-\frac{2}{3}, -\frac{10}{11}, -\frac{100}{101}, -1$

(c) $y = -\frac{100}{101}x + \frac{201}{101}$



93. $\frac{-2 + \sqrt{19}}{3}$

97. At most one

99. Yes; the function $f(x) = 0$ is both even and odd.

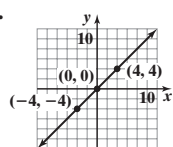
101. Not necessarily. It just means $f(5) > f(2)$. 103. $6\sqrt{15}$ 104. $16a^2 - 8ab + b^2$ 105. $C(x) = 0.80x + 40$ 106. 8.25 days

107. $(x-3)^2 + (y+2)^2 = \frac{3}{2}$ 108. $6x(x^2-2)^2(3x^5+1)(8x^5-10x^3+1)$ 109. $(-\frac{7}{10}, -\frac{3}{2})$ 110. $\{-5, \frac{1}{3}\}$ 111. $\{-2, 1\}$ 112. $D = \frac{x(y^2-x)}{y(y-x^2)} = \frac{xy^2-x^2}{y^2-x^2y}$

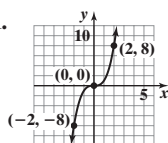
2.4 Assess Your Understanding (page 94)

4. $(-\infty, 0]$ 5. piecewise-defined 6. T 7. F 8. F 9. b 10. a 11. C 13. E 15. B 17. F

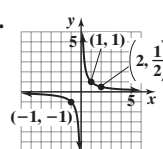
19.



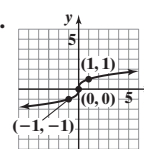
21.



23.



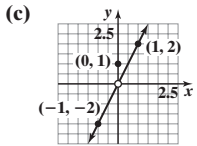
25.



27. (a) -9 (b) 4 (c) 7 29. (a) 0 (b) 4 (c) 6 (d) 26

31. (a) All real numbers

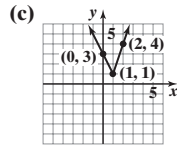
(b) (0, 1)



(d) $\{y|y \neq 0\}; (-\infty, 0) \cup (0, \infty)$

33. (a) All real numbers

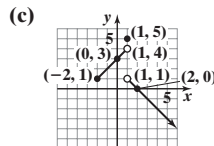
(b) (0, 3)



(d) $\{y|y \geq 1\}; [1, \infty)$

35. (a) $\{x|x \geq -2\}; [-2, \infty)$

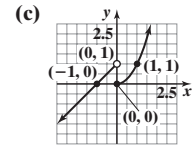
(b) (0, 3), (2, 0)



(d) $\{y|y < 4, y = 5\}; (-\infty, 4) \cup \{5\}$

37. (a) All real numbers

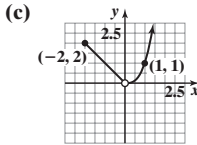
(b) (-1, 0), (0, 0)



(d) All real numbers

39. (a) $\{x|x \geq -2, x \neq 0\}; [-2, 0) \cup (0, \infty)$

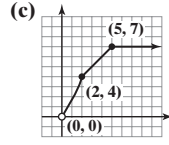
(b) No intercepts



(d) $\{y|y > 0\}; (0, \infty)$

41. (a) Domain (0, ∞)

(b) No intercepts



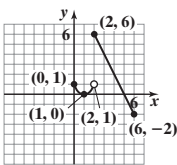
(d) Range: (0, 7]

$$43. f(x) = \begin{cases} -x & \text{if } -1 \leq x \leq 0 \\ \frac{1}{2}x & \text{if } 0 < x \leq 2 \end{cases}$$

$$45. f(x) = \begin{cases} -x & \text{if } x \leq 0 \\ -x + 2 & \text{if } 0 < x \leq 2 \end{cases}$$

47. (a) 3 (b) 5 (c) -8

49. (a)



(b) [0, 6]

(c) Absolute maximum: $f(2) = 6$;
absolute minimum: $f(6) = -2$

51. (a) \$34.99

(b) \$64.99

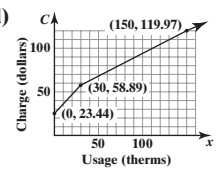
(c) \$184.99

53. (a) \$4707

(b) \$119.97

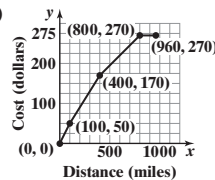
$$(c) C(x) = \begin{cases} 1.18172x + 23.44 & \text{if } 0 \leq x \leq 30 \\ 0.50897x + 43.6225 & \text{if } x > 30 \end{cases}$$

(d)



$$55. f(x) = \begin{cases} 0.10x & \text{if } 0 < x \leq 9525 \\ 952.50 + 0.12(x - 9525) & \text{if } 9525 < x \leq 38,700 \\ 4453.50 + 0.22(x - 38,700) & \text{if } 38,700 < x \leq 82,500 \\ 14,089.50 + 0.24(x - 82,500) & \text{if } 82,500 < x \leq 157,500 \\ 32,089.50 + 0.32(x - 157,500) & \text{if } 157,500 < x \leq 200,000 \\ 45,689.50 + 0.35(x - 200,000) & \text{if } 200,000 < x \leq 500,000 \\ 150,689.50 + 0.37(x - 500,000) & \text{if } x > 500,000 \end{cases}$$

57. (a)



(b) $C(x) = 10 + 0.4x$

(c) $C(x) = 70 + 0.25x$

$$59. (a) C(s) = \begin{cases} 9000 & \text{if } s \leq 659 \\ 8250 & \text{if } 660 \leq s \leq 679 \\ 5250 & \text{if } 680 \leq s \leq 699 \\ 3750 & \text{if } 700 \leq s \leq 719 \\ 2250 & \text{if } 720 \leq s \leq 739 \\ 1500 & \text{if } s \geq 740 \end{cases}$$

(b) \$2250 (c) \$8250

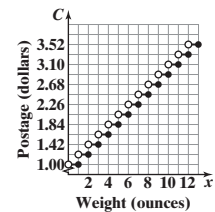
61. (a) 10°C (b) 4°C (c) -3°C (d) -4°C

(e) The wind chill is equal to the air temperature.

(f) At wind speed greater than 20 m/s, the wind chill factor depends only on the air temperature.

$$65. f(x) + g(x) = \begin{cases} -2x + 4 & \text{if } x \leq 0 \\ 3x - 4 & \text{if } 0 < x < 2 \\ x^2 + 6x - 7 & \text{if } x \geq 2 \end{cases}$$

$$63. C(x) = \begin{cases} 1.00 & \text{if } 0 < x \leq 1 \\ 1.21 & \text{if } 1 < x \leq 2 \\ 1.42 & \text{if } 2 < x \leq 3 \\ 1.63 & \text{if } 3 < x \leq 4 \\ 1.84 & \text{if } 4 < x \leq 5 \\ 2.05 & \text{if } 5 < x \leq 6 \\ 2.26 & \text{if } 6 < x \leq 7 \\ 2.47 & \text{if } 7 < x \leq 8 \\ 2.68 & \text{if } 8 < x \leq 9 \\ 2.89 & \text{if } 9 < x \leq 10 \\ 3.10 & \text{if } 10 < x \leq 11 \\ 3.31 & \text{if } 11 < x \leq 12 \\ 3.52 & \text{if } 12 < x \leq 13 \end{cases}$$



67. Each graph is that of $y = x^2$, but shifted horizontally. If $y = (x - k)^2, k > 0$, the shift is right k units; if $y = (x + k)^2, k > 0$, the shift is left k units.

69. The graph of $y = -f(x)$ is the reflection about the x -axis of the graph of $y = f(x)$. 71. Yes. The graph of $y = (x - 1)^3 + 2$ is the graph

of $y = x^3$ shifted right 1 unit and up 2 units. 73. They all have the same general shape. All three go through the points (-1, -1), (0, 0), and (1, 1).

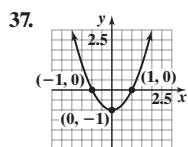
As the exponent increases, the steepness of the curve increases (except near $x = 0$). 76. $\frac{x^6}{y^{10}}$ 77. $(h, k) = (0, 3); r = 5$ 78. $\{-8\}$

79. CD: \$22,000; Mutual fund: \$38,000 80. Quotient: $x^2 + x - 2$; Remainder: -2 81. $\frac{3}{2} + 2i$ 82. $-2x^7$ 83. $5t^2\sqrt{1 + 25t^3}$

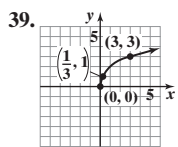
84. $\{x|x \geq -7\}$ or $[-7, \infty)$ 85. $(3x - 2y)(x^2y + 6)$

2.5 Assess Your Understanding (page 107)

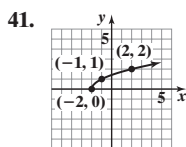
1. horizontal; right 2. y 3. F 4. T 5. d 6. b 7. B 9. H 11. I 13. L 15. F 17. G 19. $y = (x - 4)^3$ 21. $y = x^3 + 4$ 23. $y = -x^3$
 25. $y = 5x^3$ 27. $y = (2x)^3 = 8x^3$ 29. $y = -(\sqrt{-x} + 2)$ 31. $y = 3\sqrt{x + 5} + 4$ 33. c 35. c



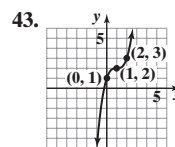
Domain: $(-\infty, \infty)$;
 Range: $[-1, \infty)$



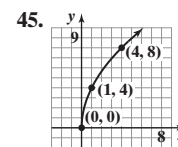
Domain: $[0, \infty)$;
 Range: $[0, \infty)$



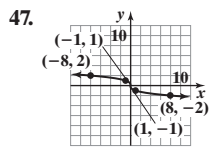
Domain: $[-2, \infty)$;
 Range: $[0, \infty)$



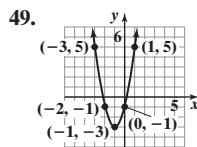
Domain: $(-\infty, \infty)$;
 Range: $(-\infty, \infty)$



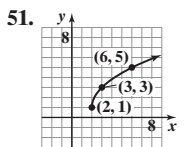
Domain: $[0, \infty)$;
 Range: $[0, \infty)$



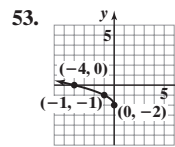
Domain: $(-\infty, \infty)$;
 Range: $(-\infty, \infty)$



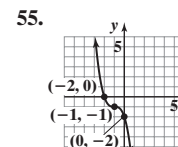
Domain: $(-\infty, \infty)$;
 Range: $[-3, \infty)$



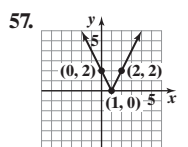
Domain: $[2, \infty)$;
 Range: $[1, \infty)$



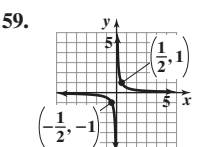
Domain: $(-\infty, 0]$;
 Range: $[-2, \infty)$



Domain: $(-\infty, \infty)$;
 Range: $(-\infty, \infty)$

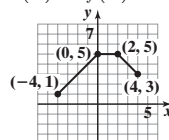


Domain: $(-\infty, \infty)$;
 Range: $[0, \infty)$

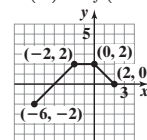


Domain: $(-\infty, 0) \cup (0, \infty)$;
 Range: $(-\infty, 0) \cup (0, \infty)$

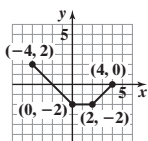
61. (a) $F(x) = f(x) + 3$



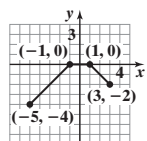
(b) $G(x) = f(x) + 2$



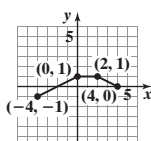
(c) $P(x) = -f(x)$



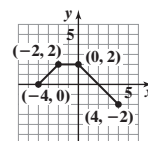
(d) $H(x) = f(x + 1) - 2$



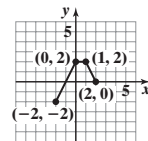
(e) $Q(x) = \frac{1}{2}f(x)$



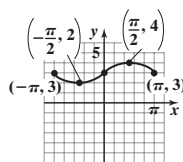
(f) $g(x) = f(-x)$



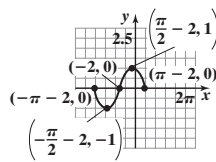
(g) $h(x) = f(2x)$



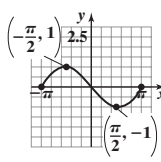
63. (a) $F(x) = f(x) + 3$



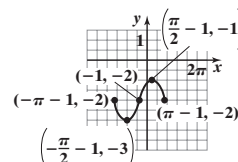
(b) $G(x) = f(x + 2)$



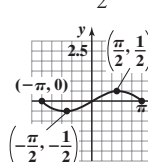
(c) $P(x) = -f(x)$



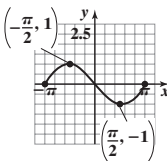
(d) $H(x) = f(x + 1) - 2$



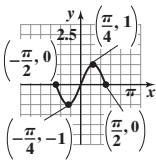
(e) $Q(x) = \frac{1}{2}f(x)$



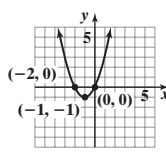
(f) $g(x) = f(-x)$



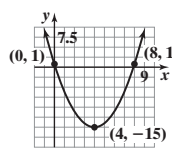
(g) $h(x) = f(2x)$



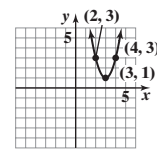
65. $f(x) = (x + 1)^2 - 1$



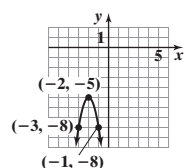
67. $f(x) = (x - 4)^2 - 15$



69. $f(x) = 2(x - 3)^2 + 1$



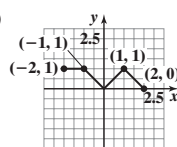
71. $f(x) = -3(x + 2)^2 - 5$



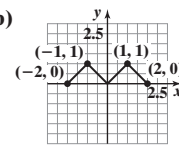
73. (a) -7 and 1 (b) -3 and 5
 (c) -5 and 3 (d) -3 and 5

75. (a) $[-3, 3]$ (b) $[4, 10]$
 (c) Decreasing on $[-1, 5]$
 (d) Decreasing on $[-5, 1]$

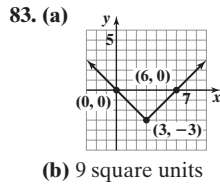
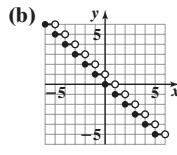
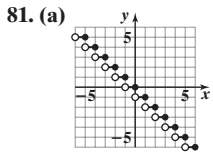
77. (a)



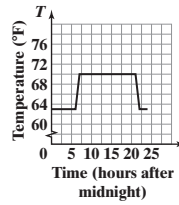
(b)



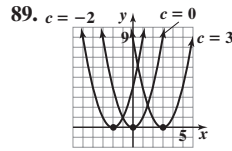
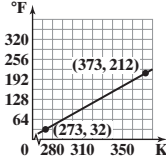
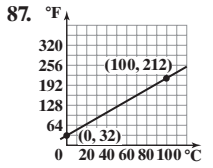
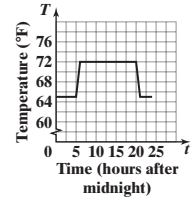
79. (a) $(-2, 2)$
 (b) $(3, -5)$
 (c) $(-1, 3)$



85. (a) 72°F; 65°F
 (b) The temperature decreases by 2° to 70°F during the day and 63°F overnight.



- (c) The time at which the temperature adjusts between the daytime and overnight settings is moved to 1 hr sooner. It begins warming up at 5:00 AM instead of 6:00 AM, and it begins cooling down at 8:00 PM instead of 9:00 PM.



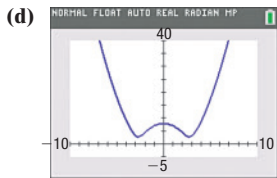
91. [4, 8] 93. The graph of $y = 4f(x)$ is a vertical stretch by a factor of 4. The graph of $y = f(4x)$ is a horizontal compression by a factor of $\frac{1}{4}$. 95. $\frac{16}{3}$ sq. units 97. The domain of $g(x) = \sqrt{x}$ is $[0, \infty)$. The graph of $g(x - k)$ is the graph of g shifted k units to the right, so the domain of $g(x - k)$ is $[k, \infty)$. 98. $m = \frac{3}{5}$; $b = -6$ 99. 3.11 mph 100. 15.75 gal
101. Intercepts: $(0, -2)$, $(0, 2)$, $(-4, 0)$; x -axis symmetry 102. $\{x \mid x \neq 7, x \neq -2\}$ 103. 7 sec 104. $2xy^2\sqrt[3]{2x^2z}$ 105. $6x + 3h + 2$
106. $(z + 6)(z^2 - 6z + 36)$

2.6 Assess Your Understanding (page 114)

1. (a) $d(x) = \sqrt{x^4 - 15x^2 + 64}$

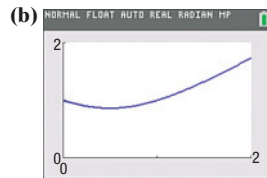
(b) $d(0) = 8$

(c) $d(1) = \sqrt{50} \approx 7.07$



(e) d is smallest when $x \approx -2.74$ or $x \approx 2.74$

3. (a) $d(x) = \sqrt{x^2 - x + 1}$



(c) d is smallest when $x = 0.5$.

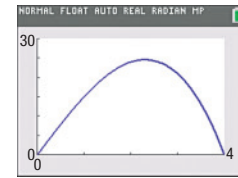
(d) $\frac{\sqrt{3}}{2} \approx 0.87$

5. $A(x) = \frac{1}{2}x^4$

7. (a) $A(x) = x(16 - x^2)$

(b) Domain: $\{x \mid 0 < x < 4\}$

(c) The area is largest when $x \approx 2.31$.



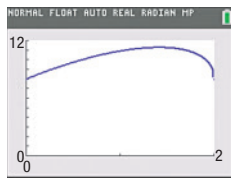
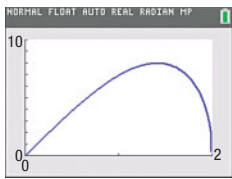
(d) The largest area is approximately 24.63 square units.

9. (a) $A(x) = 4x\sqrt{4 - x^2}$

(b) $p(x) = 4x + 4\sqrt{4 - x^2}$

(c) A is largest when $x \approx 1.41$.

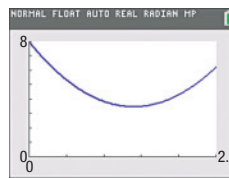
(d) p is largest when $x \approx 1.41$.



11. (a) $A(x) = x^2 + \frac{25 - 20x + 4x^2}{\pi}$

(b) Domain: $\{x \mid 0 < x < 2.5\}$

(c) A is smallest when $x \approx 1.40$ m.



13. (a) $C(x) = x$ (b) $A(x) = \frac{x^2}{4\pi}$

15. (a) $A(r) = 2r^2$ (b) $p(r) = 6r$

17. $A(x) = \left(\frac{\pi}{3} - \frac{\sqrt{3}}{4}\right)x^2$

19. (a) $d(t) = \sqrt{2500t^2 - 360t + 13}$
 (b) d is smallest when $t \approx 0.07$ hr.

21. $V(r) = \frac{\pi H(R - r)r^2}{R}$

23. (a) $T(x) = \frac{12 - x}{5} + \frac{\sqrt{x^2 + 4}}{3}$

(b) $\{x \mid 0 \leq x \leq 12\}$

(c) 3.09 hr

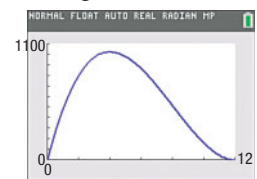
(d) 3.55 hr

25. (a) $V(x) = x(24 - 2x)^2$

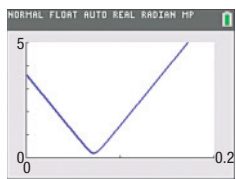
(b) 972 in.³

(c) 160 in.³

(d) V is largest when $x = 4$ in.



(e) The largest volume is 1024 in.³



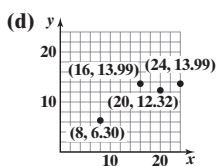
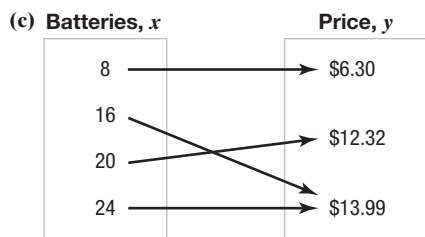
27. (a) $C(x) = \frac{9000}{x} + 1.60x + 2910$

(b) The retailer should order 75 drives per order for a minimum yearly cost of \$3150.

28. $\{0, 3\}$ 29. 64 mi/h 30. $m = -4$ 31. 5.6 32. $y = \frac{u - 1}{u}$ 33. $\frac{4x + 5}{3x^{2/3}}$ 34. \emptyset 35. $(-3, 2)$ 36. $P = \frac{6.76t^2 E}{v^2 d^4}$ 37. 97

Review Exercises (page 119)

1. (a) Domain: $\{8, 16, 20, 24\}$; range: $\{\$6.30, \$12.32, \$13.99\}$
 (b) $\{(8, \$6.30), (16, \$13.99), (20, \$12.32), (24, \$13.99)\}$



2. Domain: $\{-1, 2, 4\}$; range: $\{0, 3\}$; function
 3. Domain: $\{2, 4\}$; range: $\{-1, 1, 2\}$; not a function
 4. Domain: $[-1, 3]$; range: $[-2, 2]$; not a function
 5. Domain: all real numbers; range: $[-3, \infty)$; function

6. (a) 2 (b) -2 (c) $-\frac{3x}{x^2 - 1}$ (d) $-\frac{3x}{x^2 - 1}$ (e) $\frac{3(x - 2)}{x^2 - 4x + 3}$ (f) $\frac{6x}{4x^2 - 1}$
 7. (a) 0 (b) 0 (c) $\sqrt{x^2 - 4}$ (d) $-\sqrt{x^2 - 4}$ (e) $\sqrt{x^2 - 4x}$ (f) $2\sqrt{x^2 - 1}$
 8. (a) 0 (b) 0 (c) $\frac{x^2 - 4}{x^2}$ (d) $-\frac{x^2 - 4}{x^2}$ (e) $\frac{x(x - 4)}{(x - 2)^2}$ (f) $\frac{x^2 - 1}{x^2}$
 9. $\{x|x \neq -3, x \neq 3\}$ 10. $\{x|x \leq 2\}$ 11. $\{x|x \neq 0\}$
 12. $\{x|x \neq -3, x \neq 1\}$ 13. $[-1, 2) \cup (2, \infty)$ 14. $\{x|x > -8\}$

15. $(f + g)(x) = 2x + 3$; Domain: all real numbers
 $(f - g)(x) = -4x + 1$; Domain: all real numbers
 $(f \cdot g)(x) = -3x^2 + 5x + 2$; Domain: all real numbers
 $\left(\frac{f}{g}\right)(x) = \frac{2 - x}{3x + 1}$; Domain: $\left\{x \mid x \neq -\frac{1}{3}\right\}$

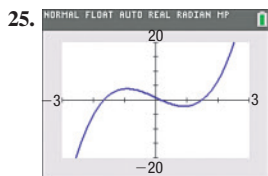
17. $(f + g)(x) = \frac{x^2 + 2x - 1}{x(x - 1)}$; Domain: $\{x|x \neq 0, x \neq 1\}$

$(f - g)(x) = \frac{x^2 + 1}{x(x - 1)}$; Domain: $\{x|x \neq 0, x \neq 1\}$

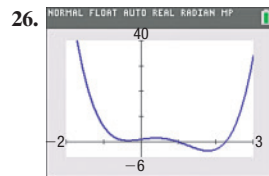
$(f \cdot g)(x) = \frac{x + 1}{x(x - 1)}$; Domain: $\{x|x \neq 0, x \neq 1\}$

$\left(\frac{f}{g}\right)(x) = \frac{x(x + 1)}{x - 1}$; Domain: $\{x|x \neq 0, x \neq 1\}$

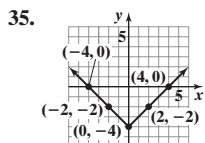
20. (a) Domain: $\{x|x \leq 4\}$ or $(-\infty, 4]$
 Range: $\{y|y \leq 3\}$ or $(-\infty, 3]$
 (b) Increasing on $(-\infty, -2]$ and $[2, 4]$; Decreasing on $[-2, 2]$
 (c) Local maximum value is 1 and occurs at $x = -2$.
 Local minimum value is -1 and occurs at $x = 2$.
 (d) Absolute maximum: $f(4) = 3$
 Absolute minimum: none



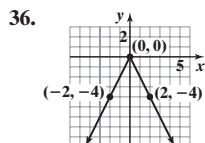
Local maximum value: 4.04 at $x = -0.91$
 Local minimum value: -2.04 at $x = 0.91$
 Increasing: $[-3, -0.91], [0.91, 3]$
 Decreasing: $[-0.91, 0.91]$



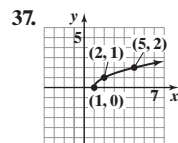
Local maximum value: 1.53 at $x = 0.41$
 Local minimum values: 0.54 at $x = -0.34$
 and -3.56 at $x = 1.80$
 Increasing: $[-0.34, 0.41], [1.80, 3]$
 Decreasing: $[-2, -0.34], [0.41, 1.80]$



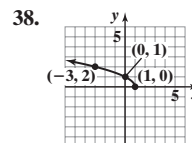
Intercepts: $(-4, 0), (4, 0), (0, -4)$
 Domain: all real numbers
 Range: $\{y|y \geq -4\}$ or $[-4, \infty)$



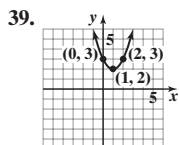
Intercept: $(0, 0)$
 Domain: all real numbers
 Range: $\{y|y \leq 0\}$ or $(-\infty, 0]$



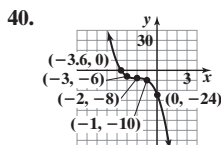
Intercept: $(1, 0)$
 Domain: $\{x|x \geq 1\}$ or $[1, \infty)$
 Range: $\{y|y \geq 0\}$ or $[0, \infty)$



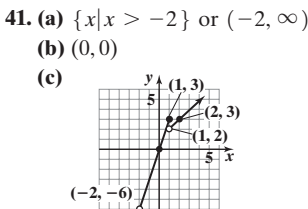
Intercepts: $(0, 1), (1, 0)$
 Domain: $\{x|x \leq 1\}$ or $(-\infty, 1]$
 Range: $\{y|y \geq 0\}$ or $[0, \infty)$



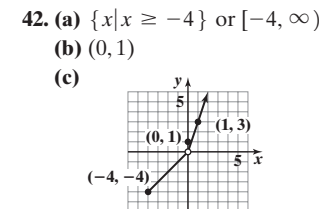
Intercept: $(0, 3)$
 Domain: all real numbers
 Range: $\{y|y \geq 2\}$ or $[2, \infty)$



Intercepts: $(0, -24), (-2 - \sqrt[3]{4}, 0)$ or about $(-3.6, 0)$
 Domain: all real numbers
 Range: all real numbers

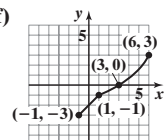


(d) $\{y|y > -6\}$ or $(-6, \infty)$

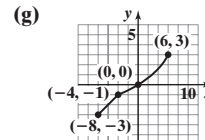


(d) $\{y|-4 \leq y < 0 \text{ or } y > 0\}$
 or $[-4, 0) \cup (0, \infty)$

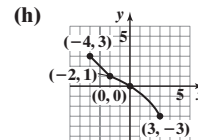
16. $(f + g)(x) = 3x^2 + 4x + 1$; Domain: all real numbers
 $(f - g)(x) = 3x^2 - 2x + 1$; Domain: all real numbers
 $(f \cdot g)(x) = 9x^3 + 3x^2 + 3x$; Domain: all real numbers
 $\left(\frac{f}{g}\right)(x) = \frac{3x^2 + x + 1}{3x}$; Domain: $\{x|x \neq 0\}$
 18. $-4x + 1 - 2h$
 19. (a) Domain: $\{x|-4 \leq x \leq 3\}$; Range: $\{y|-3 \leq y \leq 3\}$
 (b) $(0, 0)$ (c) -1 (d) -4 (e) $\{x|0 < x \leq 3\}$
 (f)



(e) No symmetry
 (f) Neither



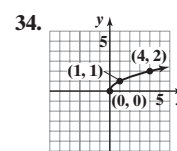
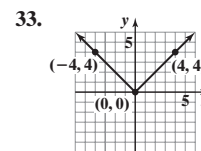
(g) $(-3, 0), (0, 0), (3, 0)$



21. Odd 22. Even 23. Neither 24. Odd

27. (a) 23 (b) 7 (c) 47 28. -5 29. -17

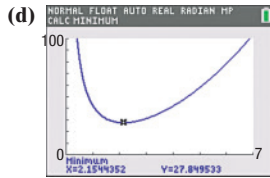
30. $y = -17x + 24$ 31. No 32. Yes



43. $A = 11$

44. (a) $A(x) = 2x^2 + \frac{40}{x}$

(b) 42 ft^2 (c) 28 ft^2



A is smallest when $x \approx 2.15$ ft.

45. (a) $A(x) = 10x - x^3$

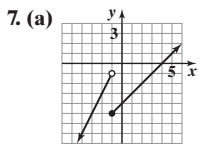
(b) The largest area that can be enclosed by the rectangle is approximately 12.17 square units.

Chapter Test (page 121)

1. (a) Domain: $\{2, 4, 6, 8\}$; range: $\{5, 6, 7, 8\}$; function (b) Domain: $\{-3, 1, 4\}$; range: $\{-2, 3, 5, 7\}$; not a function (c) Domain: $\{x|x \geq -1\}$; range: all real numbers; not a function (d) Domain: all real numbers; range: $\{y|y \geq 2\}$; function

2. Domain: $\left\{x \mid x \leq \frac{4}{5}\right\}$; $f(-1) = 3$
 3. Domain: $\{x|x \neq -2\}$; $g(-1) = 1$ 4. Domain: $\{x|x \neq -9, x \neq 4\}$; $h(-1) = \frac{1}{8}$ 5. (a) Domain: $\{x|-5 \leq x \leq 5\}$; range: $\{y|-3 \leq y \leq 3\}$
 (b) $(0, 2)$, $(-2, 0)$, and $(2, 0)$ (c) $f(1) = 3$ (d) $x = -5$ and $x = 3$ (e) $\{x|-5 \leq x < -2 \text{ or } 2 < x \leq 5\}$ or $[-5, -2) \cup (2, 5]$

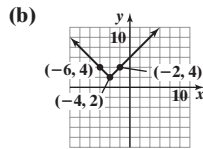
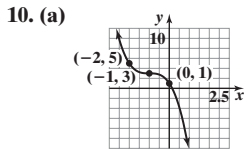
6. Local maximum values: $f(-0.85) \approx -0.86$; $f(2.35) \approx 15.55$; local minimum value: $f(0) = -2$; the function is increasing on the intervals $[-5, -0.85]$ and $[0, 2.35]$ and decreasing on the intervals $[-0.85, 0]$ and $[2.35, 5]$.



(b) $(0, -4)$, $(4, 0)$
 (c) $g(-5) = -9$
 (d) $g(2) = -2$

8. (a) 18 (b) $y = 18x - 32$

9. (a) $(f - g)(x) = 2x^2 - 3x + 3$
 (b) $(f \cdot g)(x) = 6x^3 - 4x^2 + 3x - 2$
 (c) $f(x + h) - f(x) = 4xh + 2h^2$



11. $2x + h - 3$ 12. (a) $V(x) = \frac{x^2}{3} - \frac{10x}{3} + \frac{\pi x^2}{24}$ (b) 3460.29 ft^3 13. Even

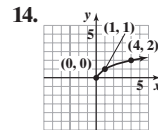
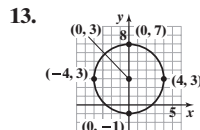
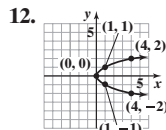
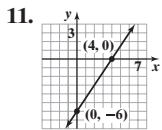
Cumulative Review (page 122)

1. $\{6\}$ 2. $\left\{0, \frac{1}{3}\right\}$ 3. $\{-1, 9\}$ 4. $\left\{\frac{1}{3}, \frac{1}{2}\right\}$ 5. $\left\{-\frac{7}{2}, \frac{1}{2}\right\}$ 6. $\left\{\frac{1}{2}\right\}$

7. $\left\{x \mid x < -\frac{4}{3}\right\}$; $(-\infty, -\frac{4}{3})$ 8. $\{x|1 < x < 4\}$; $(1, 4)$ 9. $\left\{x \mid x \leq -2 \text{ or } x \geq \frac{3}{2}\right\}$; $(-\infty, -2] \cup \left[\frac{3}{2}, \infty\right)$

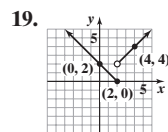
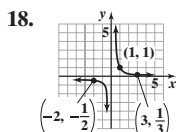
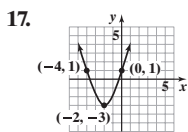


10. (a) distance: $\sqrt{29}$
 (b) midpoint: $\left(\frac{1}{2}, -4\right)$
 (c) slope: $-\frac{2}{5}$



15. Intercepts: $(0, -3)$, $(-2, 0)$, $(2, 0)$; symmetry with respect to the y -axis

16. $y = \frac{1}{2}x + 5$

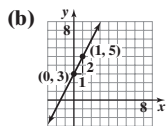


CHAPTER 3 Linear and Quadratic Functions

3.1 Assess Your Understanding (page 131)

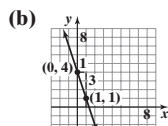
7. slope; y -intercept 8. positive 9. T 10. F 11. a 12. d

13. (a) $m = 2$; $b = 3$



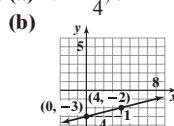
(c) 2 (d) Increasing

15. (a) $m = -3$; $b = 4$



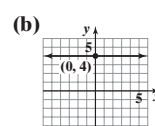
(c) -3 (d) Decreasing

17. (a) $m = \frac{1}{4}$; $b = -3$



(c) $\frac{1}{4}$ (d) Increasing

19. (a) $m = 0$; $b = 4$

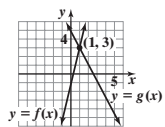


(c) 0 (d) Constant

21. Linear; -3 23. Nonlinear

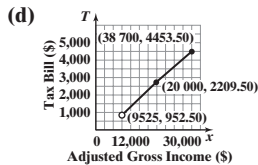
25. Nonlinear 27. Linear; 0

29. (a) $\frac{1}{4}$ (b) $\left\{x \mid x > \frac{1}{4}\right\}$ or $\left(\frac{1}{4}, \infty\right)$
 (c) 1 (d) $\{x \mid x \leq 1\}$ or $(-\infty, 1]$
 (e)



31. (a) 40 (b) 88 (c) -40 (d) $\{x \mid x > 40\}$ or $(40, \infty)$ (e) $\{x \mid x \leq 88\}$ or $(-\infty, 88]$
 (f) $\{x \mid -40 < x < 88\}$ or $(-40, 88)$
 33. (a) -4 (b) $\{x \mid x < -4\}$ or $(-\infty, -4)$
 35. (a) -6 (b) $\{x \mid -6 \leq x < 5\}$ or $[-6, 5)$
 37. (a) \$185 (b) 64 mi (c) 26 mi (d) $\{x \mid x \geq 0\}$ or $[0, \infty)$
 39. (a) 185.3cm (b) 33.6 cm
 41. (a) \$24; 600 T-shirts (b) $\$0 \leq p < \24 (c) The price will increase.

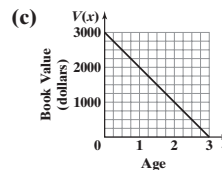
43. (a) $\{x \mid 9525 < x \leq 38,700\}$ or $(9525, 38700]$ (b) \$2209.50
 (c) The independent variable is adjusted gross income, x .
 The dependent variable is the tax bill, T .



(e) \$27,500

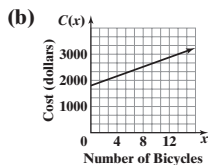
45. (a) $x = 5000$
 (b) $x > 5000$

47. (a) $V(x) = -1000x + 3000$
 (b) $\{x \mid 0 \leq x \leq 3\}$ or $[0, 3]$



(d) \$1000 (e) After 1 year

49. (a) $C(x) = 90x + 1800$

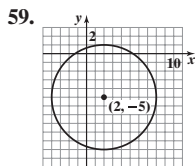


(c) \$3060 (d) 22 bicycles

51. (a) $d(w) = 5.5w$ (b) 13.2 cm (c) 3.6 kg

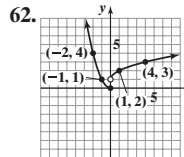
53. $C(R) = \frac{5}{9}R - 273.15$ 55. d, e

57. $b = 0$; yes, $f(x) = b$



60. 6

61. 7



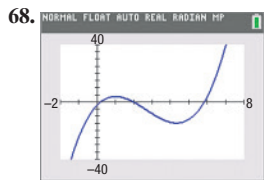
63. $f(x) = (x - 5)^2 - 18$

64. $g(x) = 3\left(x + \frac{5}{2}\right)^2 - \frac{23}{4}$

65. x -intercepts: $-3\sqrt{2}$, $3\sqrt{2}$;
 y -intercept: 8

66. $\{x \mid x \geq -2, x \neq 4\}$

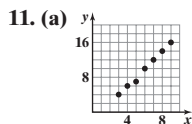
67. $y = -2x + 9$



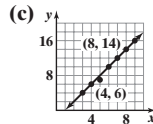
Local maximum: $f(1) = 4$
 Local minimum: $f(4.33) = -14.52$
 Increasing: $[-2, 1] \cup [4.33, 8]$
 Decreasing: $[1, 4.33]$

3.2 Assess Your Understanding (page 139)

3. scatter plot 4. T 5. Linear relation, $m > 0$ 7. Linear relation, $m < 0$ 9. Nonlinear relation

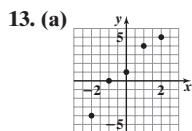
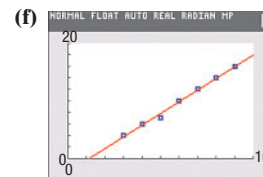


(b) Answers will vary. Using (4, 6) and (8, 14), $y = 2x - 2$.

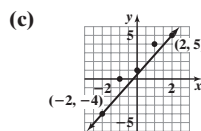


(d) $y = 2.0357x - 2.3571$

(e) $r \approx 0.996$

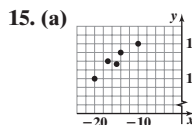
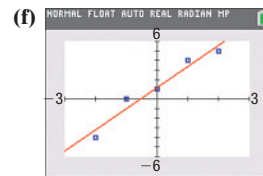


(b) Answers will vary. Using $(-2, -4)$ and $(2, 5)$, $y = \frac{9}{4}x + \frac{1}{2}$.

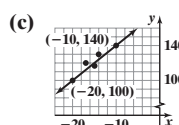


(d) $y = 2.2x + 1.2$

(e) $r \approx 0.976$

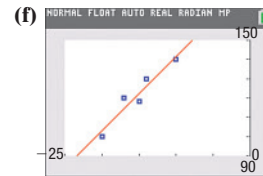


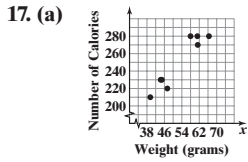
(b) Answers will vary. Using $(-20, 100)$ and $(-10, 140)$, $y = 4x + 180$.



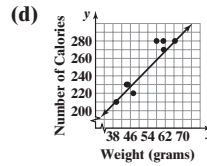
(d) $y = 3.8613x + 180.2920$

(e) $r \approx 0.957$





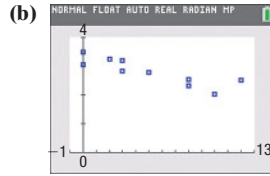
(c) Answers will vary. Using the points (39.52, 210) and (66.45, 280), $y = 2.599x + 107.288$.



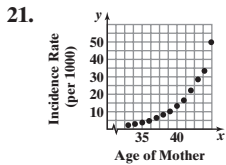
(e) 269 calories
(f) If the weight of a candy bar is increased by 1 gram, the number of calories will increase by 2.599, on average.

(b) Linear with positive slope

19. (a) The independent variable is the number of hours spent playing video games, and cumulative grade-point average is the dependent variable because we are using number of hours playing video games to predict (or explain) cumulative grade-point average.



(c) $G(h) = -0.0942h + 3.2763$
(d) If the number of hours playing video games in a week increases by 1 hour, the cumulative grade-point average decreases 0.09, on average.
(e) 2.52
(f) Approximately 9.3 hours



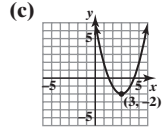
No, the data do not follow a linear pattern.

21. 23. $y = 1.5x + 3.5$; $r = 1$ 25. No candy bar weighs 0 grams. 27. $2x + y = 3$ or $y = -2x + 3$
28. $\{x \mid x \neq -5, x \neq 5\}$ 29. $(g - f)(x) = x^2 - 8x + 12$ 30. $y = (x + 3)^2 - 4$ 31. $\{2 - \sqrt{7}, 2 + \sqrt{7}\}$
32. $[-\frac{52}{7}, \infty)$ 33. Even 34. x-intercept: 2; y-intercept: $-\frac{3}{4}$ 35. $-\frac{1}{6 + \sqrt{x + 1}}$ 36. $\frac{7x + 6}{(2 + x)^{1/2}}$

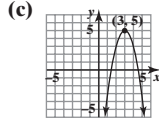
3.3 Assess Your Understanding (page 152)

7. parabola 8. axis or axis of symmetry 9. $-\frac{b}{2a}$ 10. T 11. T 12. T 13. a 14. d 15. C 17. F 19. G 21. H

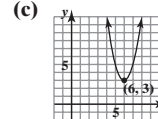
23. (a) Vertex: (3, -2); Axis of symmetry: $x = 3$
(b) Concave up



25. (a) Vertex: (3, 5); Axis of symmetry: $x = 3$
(b) Concave down

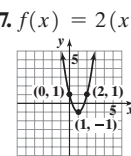
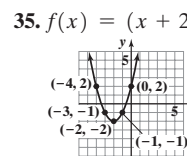
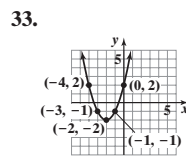
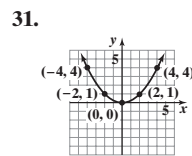
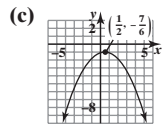


27. (a) Vertex: (6, 3); Axis of symmetry: $x = 6$
(b) Concave up

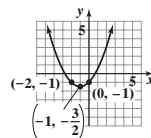
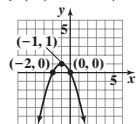


29. (a) Vertex: $(\frac{1}{2}, -\frac{7}{6})$; Axis of symmetry: $x = \frac{1}{2}$

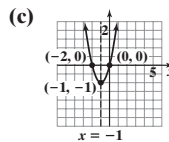
(b) Concave down



39. $f(x) = -(x + 1)^2 + 1$ 41. $f(x) = \frac{1}{2}(x + 1)^2 - \frac{3}{2}$



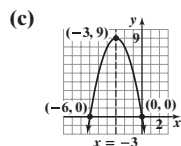
43. (a) Vertex: (-1, -1); Axis of symmetry: $x = -1$; Concave up
(b) y-intercept: 0; x-intercepts: -2, 0



(c) $x = -1$
(d) Domain: $(-\infty, \infty)$; Range: $[-1, \infty)$
(e) Decreasing: $(-\infty, -1]$; Increasing: $[-1, \infty)$
(f) $f(x) > 0$ on $(-\infty, -2) \cup (0, \infty)$ or for $x < -2, x > 0$;
 $f(x) < 0$ on $(-2, 0)$ or for $-2 < x < 0$

45. (a) Vertex: $(-3, 9)$; Axis of symmetry: $x = -3$; Concave down

(b) y-intercept: 0; x-intercepts: $-6, 0$



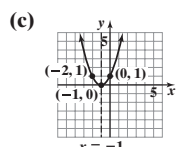
(d) Domain: $(-\infty, \infty)$; Range: $(-\infty, 9]$

(e) Increasing: $(-\infty, -3]$; Decreasing: $[-3, \infty)$

(f) $f(x) > 0$ on $(-6, 0)$ or for $-6 < x < 0$;
 $f(x) < 0$ on $(-\infty, -6) \cup (0, \infty)$ or for
 $x < -6, x > 0$

49. (a) Vertex: $(-1, 0)$; Axis of symmetry: $x = -1$; Concave up

(b) y-intercept: 1; x-intercept: -1



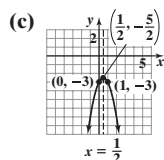
(d) Domain: $(-\infty, \infty)$; Range: $[0, \infty)$

(e) Decreasing: $(-\infty, -1]$; Increasing: $[-1, \infty)$

(f) $f(x) > 0$ on $(-\infty, -1) \cup (-1, \infty)$ or for $x < -1, x > -1$;
 $f(x)$ is never negative.

53. (a) Vertex: $(\frac{1}{2}, -\frac{5}{2})$; Axis of symmetry: $x = \frac{1}{2}$; Concave down

(b) y-intercept: -3 ; x-intercept: None



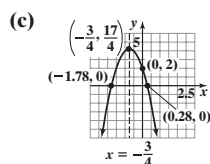
(d) Domain: $(-\infty, \infty)$; Range: $(-\infty, -\frac{5}{2}]$

(e) Increasing: $(-\infty, \frac{1}{2}]$; Decreasing: $[\frac{1}{2}, \infty)$

(f) $f(x)$ is never positive; $f(x) < 0$ on $(-\infty, \infty)$
or for all real numbers

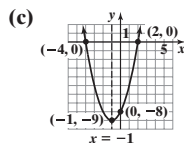
57. (a) Vertex: $(-\frac{3}{4}, \frac{17}{4})$; Axis of symmetry: $x = -\frac{3}{4}$; Concave down

(b) y-intercept: 2; x-intercepts: $\frac{-3 - \sqrt{17}}{4}, \frac{-3 + \sqrt{17}}{4}$



47. (a) Vertex: $(-1, -9)$; Axis of symmetry: $x = -1$; Concave up

(b) y-intercept: -8 ; x-intercepts: $-4, 2$



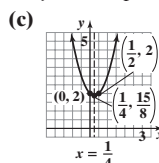
(d) Domain: $(-\infty, \infty)$; Range: $[-9, \infty)$

(e) Decreasing: $(-\infty, -1]$; Increasing: $[-1, \infty)$

(f) $f(x) > 0$ on $(-\infty, -4) \cup (2, \infty)$ or for $x < -4, x > 2$;
 $f(x) < 0$ on $(-4, 2)$ or for $-4 < x < 2$

51. (a) Vertex: $(\frac{1}{4}, \frac{15}{8})$; Axis of symmetry: $x = \frac{1}{4}$; Concave up

(b) y-intercept: 2; x-intercept: None



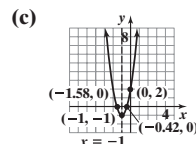
(d) Domain: $(-\infty, \infty)$; Range: $[\frac{15}{8}, \infty)$

(e) Decreasing: $(-\infty, \frac{1}{4}]$; Increasing: $[\frac{1}{4}, \infty)$

(f) $f(x) > 0$ on $(-\infty, \infty)$ or for all real numbers;
 $f(x)$ is never negative.

55. (a) Vertex: $(-1, -1)$; Axis of symmetry: $x = -1$; Concave up

(b) y-intercept: 2; x-intercepts: $\frac{-3 - \sqrt{3}}{3}, \frac{-3 + \sqrt{3}}{3}$



(d) Domain: $(-\infty, \infty)$; Range: $[-1, \infty)$

(e) Decreasing: $(-\infty, -1]$; Increasing: $[-1, \infty)$

(f) $f(x) > 0$ on $(-\infty, \frac{-3 - \sqrt{3}}{3}) \cup (\frac{-3 + \sqrt{3}}{3}, \infty)$ or

for $x < \frac{-3 - \sqrt{3}}{3}, x > \frac{-3 + \sqrt{3}}{3}$;

$f(x) < 0$ on $(\frac{-3 - \sqrt{3}}{3}, \frac{-3 + \sqrt{3}}{3})$ or

for $\frac{-3 - \sqrt{3}}{3} < x < \frac{-3 + \sqrt{3}}{3}$

(d) Domain: $(-\infty, \infty)$; Range: $(-\infty, \frac{17}{4}]$

(e) Increasing: $(-\infty, -\frac{3}{4}]$; Decreasing: $[-\frac{3}{4}, \infty)$

(f) $f(x) > 0$ on $(\frac{-3 - \sqrt{17}}{4}, \frac{-3 + \sqrt{17}}{4})$ or

for $\frac{-3 - \sqrt{17}}{4} < x < \frac{-3 + \sqrt{17}}{4}$;

$f(x) < 0$ on $(-\infty, \frac{-3 - \sqrt{17}}{4}) \cup (\frac{-3 + \sqrt{17}}{4}, \infty)$ or

for $x < \frac{-3 - \sqrt{17}}{4}, x > \frac{-3 + \sqrt{17}}{4}$

59. $f(x) = (x + 1)^2 - 2 = x^2 + 2x - 1$

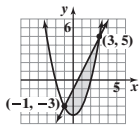
61. $f(x) = -(x + 3)^2 + 5 = -x^2 - 6x - 4$

63. $f(x) = 2(x - 1)^2 - 3 = 2x^2 - 4x - 1$

65. Minimum value; -48 67. Minimum value; -21

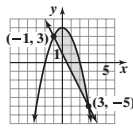
69. Maximum value; 8 71. Maximum value; 23 73. $a = 6, b = 0, c = 2$

75. (a), (c), (d)



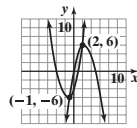
(b) $\{-1, 3\}$

77. (a), (c), (d)



(b) $\{-1, 3\}$

79. (a), (c), (d)



(b) $\{-1, 2\}$

81. (a) $a = 1: f(x) = (x + 3)(x - 1) = x^2 + 2x - 3$

$a = 2: f(x) = 2(x + 3)(x - 1) = 2x^2 + 4x - 6$

$a = -2: f(x) = -2(x + 3)(x - 1) = -2x^2 - 4x + 6$

$a = 5: f(x) = 5(x + 3)(x - 1) = 5x^2 + 10x - 15$

(b) The value of a does not affect the x -intercepts, but it changes the y -intercept by a factor of a . (c) The value of a does not affect the axis of symmetry. It is $x = -1$ for all values of a .

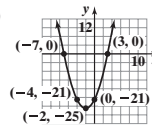
(d) The value of a does not affect the x -coordinate of the vertex.

However, the y -coordinate of the vertex is multiplied by a .

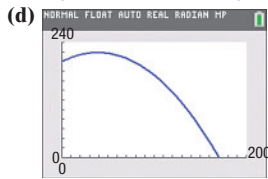
(e) The mean of the x -intercepts is the x -coordinate of the vertex.

83. (a) $(-2, -25)$ (b) $-7, 3$ (c) $-4, 0; (-4, -21), (0, -21)$

(d)



85. (a) $\frac{625}{16} \approx 39.1$ ft (b) $\frac{7025}{32} \approx 219.5$ ft (c) About 170 ft



(f) When the height is 100 ft, the projectile is about 135.7 ft from the cliff.

87. \$500; \$1,000,000 89. (a) 70,000 players (b) \$2500

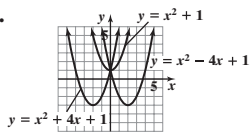
91. (a) 187 or 188 watches; \$7031.20 (b) $P(x) = -0.2x^2 + 43x - 1750$

(c) 107 or 108 watches; \$561.20

93. (a) 171 ft (b) 49 mph 95. $x = \frac{a}{2}$ 97. 10 99. $(2, 2)$

101. f is increasing on $(-\infty, -\frac{1}{3})$, $(5, \infty)$. f is decreasing on $(-\frac{1}{3}, 5)$

105.



109. 0, 1, or 2 110. Symmetric with respect to the x -axis, the y -axis, and the origin 111. $\{x | x \leq 4\}$ or $(-\infty, 4]$

112. Center $(5, -2)$; radius = 3 113. $y = \sqrt{-x}$ 114. $y = -\frac{5}{7}x + 7$

115. Domain: $\{1, 2, 3, 4, 5\}$; Range: $\{-7, -6, -5, -4, -3\}$; Function 116. 0 117. x 118. $\frac{28x^2 + 40x}{(3x + 5)^{2/3}}$ 119. $x + c + 5$

3.4 Assess Your Understanding (page 161)

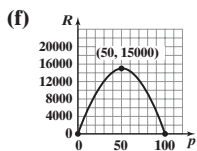
3. (a) $R(p) = -6p^2 + 600p$

(b) $\{p | 0 \leq p \leq 100\}$

(c) \$50

(d) \$15,000

(e) 300



(g) Between \$30 and \$70

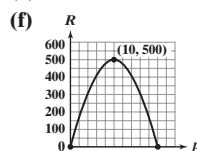
5. (a) $R(p) = -5p^2 + 100p$

(b) $\{p | 0 \leq p \leq 20\}$

(c) \$10

(d) \$500

(e) 50



(g) Between \$8 and \$12

7. (a) $A(w) = -w^2 + 200w$

(b) A is largest when $w = 100$ yd.

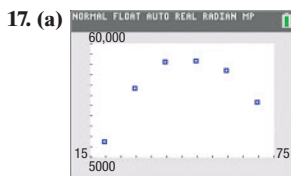
(c) 10,000 yd²

9. 2,000,000 m²

11. 18.75 m

13. (a) 3 in. (b) Between 2 in. and 4 in.

15. $\frac{750}{\pi} \approx 238.73$ m by 375 m

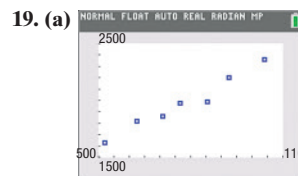
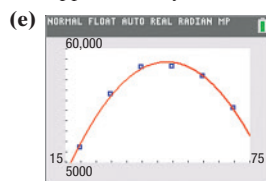


The data appear to follow a quadratic relation with $a < 0$.

(b) $I(x) = -49.421x^2 + 4749.034x - 60,370.056$

(c) About 48 years of age

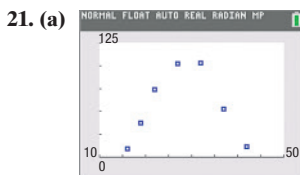
(d) Approximately \$53,717



The data appear to be linearly related with positive slope.

(b) $R(x) = 1.337x + 936.781$

(c) \$2107



The data appear to follow a quadratic relation with $a < 0$.

(b) $B(a) = -0.561a^2 + 32.550a - 371.675$ (c) 80.35 births per 1000

23. $\frac{38}{3}$ 25. $\frac{248}{3}$ 28. 13 29. $(x + 6)^2 + y^2 = 7$ 30. $\left\{ \frac{-4 - \sqrt{31}}{5}, \frac{-4 + \sqrt{31}}{5} \right\}$

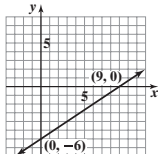
31. x -intercept: 28; y -intercept 20 32. $\left\{ -\frac{8}{3}, \frac{22}{3} \right\}$ 33. $x^2 - 4x + 7$; remainder 6

34. $\{x | x \neq -4, x \neq 0, x \neq 4\}$ 35. $y = 2\sqrt{9 - (x + 3)^2} - 4$ 36. $\frac{-3}{(x + h - 1)(x - 1)}$

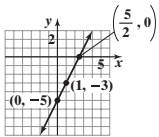
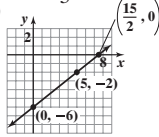
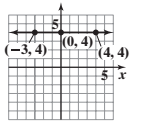
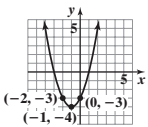
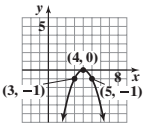
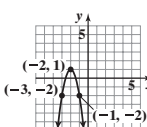
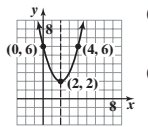
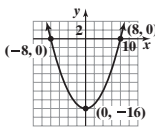
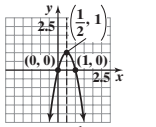
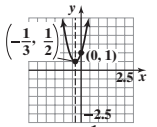
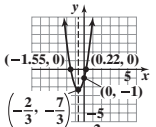
37. $(x + 1)^4(x - 7)^3(9x - 31)$

3.5 Assess Your Understanding (page 167)

3. (a) $\{x|x < -2 \text{ or } x > 2\}; (-\infty, -2) \cup (2, \infty)$ (b) $\{x|-2 \leq x \leq 2\}; [-2, 2]$
 5. (a) $\{x|-2 \leq x \leq 1\}; [-2, 1]$ (b) $\{x|x < -2 \text{ or } x > 1\}; (-\infty, -2) \cup (1, \infty)$
 7. $\{x|-2 < x < 5\}; (-2, 5)$ 9. $\{x|x < 0 \text{ or } x > 4\}; (-\infty, 0) \cup (4, \infty)$ 11. $\{x|-3 < x < 3\}; (-3, 3)$
 13. $\{x|x < -4 \text{ or } x > 3\}; (-\infty, -4) \cup (3, \infty)$ 15. $\left\{x \mid -\frac{1}{2} < x < 3\right\}; \left(-\frac{1}{2}, 3\right)$ 17. No real solution 19. No real solution
 21. $\left\{x \mid x < -\frac{2}{3} \text{ or } x > \frac{3}{2}\right\}; \left(-\infty, -\frac{2}{3}\right) \cup \left(\frac{3}{2}, \infty\right)$ 23. (a) $\{-1, 1\}$ (b) $\{-1\}$ (c) $\{-1, 4\}$ (d) $\{x|x < -1 \text{ or } x > 1\}; (-\infty, -1) \cup (1, \infty)$
 (e) $\{x|x \leq -1\}; (-\infty, -1]$ (f) $\{x|x < -1 \text{ or } x > 4\}; (-\infty, -1) \cup (4, \infty)$ (g) $\{x|x \leq -\sqrt{2} \text{ or } x \geq \sqrt{2}\}; (-\infty, -\sqrt{2}] \cup [\sqrt{2}, \infty)$
 25. (a) $\{-1, 1\}$ (b) $\left\{-\frac{1}{4}\right\}$ (c) $\{-4, 0\}$ (d) $\{x|-1 < x < 1\}; (-1, 1)$ (e) $\left\{x \mid x \leq -\frac{1}{4}\right\}; \left(-\infty, -\frac{1}{4}\right]$ (f) $\{x|-4 < x < 0\}; (-4, 0)$ (g) $\{0\}$
 27. (a) $\{-2, 2\}$ (b) $\{-2, 2\}$ (c) $\{-2, 2\}$ (d) $\{x|x < -2 \text{ or } x > 2\}; (-\infty, -2) \cup (2, \infty)$ (e) $\{x|x \leq -2 \text{ or } x \geq 2\}; (-\infty, -2] \cup [2, \infty)$
 (f) $\{x|x < -2 \text{ or } x > 2\}; (-\infty, -2) \cup (2, \infty)$ (g) $\{x|x \leq -\sqrt{5} \text{ or } x \geq \sqrt{5}\}; (-\infty, -\sqrt{5}] \cup [\sqrt{5}, \infty)$
 29. (a) $\{-1, 2\}$ (b) $\{-2, 1\}$ (c) $\{0\}$ (d) $\{x|x < -1 \text{ or } x > 2\}; (-\infty, -1) \cup (2, \infty)$ (e) $\{x|-2 \leq x \leq 1\}; [-2, 1]$ (f) $\{x|x < 0\}; (-\infty, 0)$
 (g) $\left\{x \mid x \leq \frac{1 - \sqrt{13}}{2} \text{ or } x \geq \frac{1 + \sqrt{13}}{2}\right\}; \left(-\infty, \frac{1 - \sqrt{13}}{2}\right] \cup \left[\frac{1 + \sqrt{13}}{2}, \infty\right)$ 31. $\{x|x \leq -4 \text{ or } x \geq 4\}; (-\infty, -4] \cup [4, \infty)$
 33. (a) 5 s (b) The ball is more than 96 ft above the ground for time t between 2 and 3 s, $2 < t < 3$.
 35. (a) \$0, \$1000 (b) The revenue is more than \$800,000 for prices between \$276.39 and \$723.61, $\$276.39 < p < \723.61 .
 37. (a) $\{c \mid 0.112 < c < 81.907\}; (0.112, 81.907)$ (b) It is possible to hit a target 75 km away if $c = 0.651$ or $c = 1.536$. 44. $\{x|x \leq 5\}$ 45. Odd

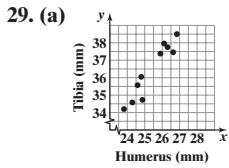
46. (a) (9, 0), (0, -6) 47. Neither 48. $\{-3 - \sqrt{17}, -3 + \sqrt{17}\}$ 49. $(0, 25), \left(-\frac{5}{2}, 0\right), \left(\frac{5}{2}, 0\right)$ 50. $-x^2 + x + 3$ 51. $3x^3 + 2x^2 - 29x + 28$
 (b) 
 52. $6x + 3h - 5$ 53. $\frac{x^4(2x + 35)}{(2x + 7)^5}$ or $\frac{2x^5 + 35x^4}{(2x + 7)^5}$

Review Exercises (page 169)

1. (a) $m = 2; b = -5$ (b) 2 2. (a) $m = \frac{4}{5}; b = -6$ (b) $\frac{4}{5}$ 3. (a) $m = 0; b = 4$ (b) 0 4. Linear; Slope: 5
 (c)  (d) Increasing 5. Nonlinear
 (c)  (d) Increasing
 (c)  (d) Constant
 6.  7.  8.  9. (a)  (b) Domain: $(-\infty, \infty)$
 Range: $[2, \infty)$ (c) Decreasing: $(-\infty, 2]$
 Increasing: $[2, \infty)$
 10. (a)  (b) Domain: $(-\infty, \infty)$
 Range: $[-16, \infty)$ (c) Decreasing: $(-\infty, 0]$
 Increasing: $[0, \infty)$ 11. (a)  (b) Domain: $(-\infty, \infty)$
 Range: $(-\infty, 1]$ (c) Increasing: $(-\infty, \frac{1}{2})$
 Decreasing: $[\frac{1}{2}, \infty)$ 12. (a)  (b) Domain: $(-\infty, \infty)$
 Range: $[\frac{1}{2}, \infty)$ (c) Decreasing: $(-\infty, -\frac{1}{3}]$
 Increasing: $[-\frac{1}{3}, \infty)$ 13. (a)  (b) Domain: $(-\infty, \infty)$
 Range: $[-\frac{7}{3}, \infty)$ (c) Decreasing: $(-\infty, -\frac{2}{3}]$
 Increasing: $[-\frac{2}{3}, \infty)$
 14. Minimum value; 1 15. Maximum value; 12 16. Maximum value; 16 17. $\{x|-8 < x < 2\}; (-8, 2)$
 18. $\left\{x \mid x \leq -\frac{1}{3} \text{ or } x \geq 5\right\}; \left(-\infty, -\frac{1}{3}\right] \cup [5, \infty)$ 19. $y = -3x^2 + 12x - 16$ 20. $y = x^2 + 2x + 3$
 21. (a) $S(x) = 0.01x + 25,000$ (b) \$35,000 (c) \$7,500,000 (d) $x > \$12,500,000$
 22. (a) $R(p) = -10p^2 + 1500p$ (b) $\{p \mid 0 \leq p \leq 150\}$ (c) \$75 (d) \$56,250 (e) 750 units (f) Between \$70 and \$80

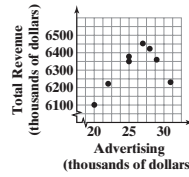
23. 50 ft by 50 ft 24. 4,166,666.7 m² 25. The side with the semicircles should be $\frac{50}{\pi}$ ft; the other side should be 25 ft.

26. (a) 63 clubs (b) \$151.90 27. $A(x) = -x^2 + 10x$; 25 sq. units 28. 3.6 ft



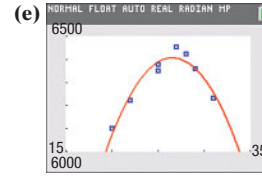
(b) yes
(c) $y = 1.3902x + 1.1140$
(d) 3795 mm

30. (a) Quadratic, $a < 0$



(b) About \$26.5 thousand

(c) \$6408 thousand



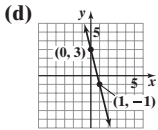
Chapter Test (page 171)

1. (a) Slope: -4; y-intercept: 3
(b) -4 (c) Decreasing

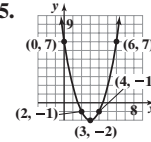
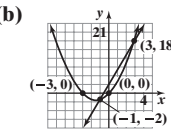
2. $(-\frac{4}{3}, 0)$, (2, 0), (0, -8)

4. (a) $\{-1, 3\}$

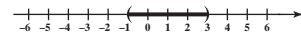
5.



3. $(\frac{2 - \sqrt{6}}{2}, 0)$, $(\frac{2 + \sqrt{6}}{2}, 0)$, (0, 1)



(c) $\{x | -1 < x < 3\}$; (-1, 3)

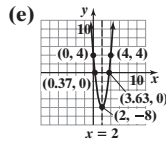


6. (a) Concave up

(b) (2, -8)

(c) $x = 2$

(d) x-intercepts: $\frac{6 - 2\sqrt{6}}{3}$, $\frac{6 + 2\sqrt{6}}{3}$; y-intercept: 4



7. Maximum value; 21

8. $\{x | x \leq 4 \text{ or } x \geq 6\}$; $(-\infty, 4] \cup [6, \infty)$

9. (a) $C(m) = 0.15m + 129.50$ (b) \$258.50 (c) 562 miles

10. (a) $R(p) = -10p^2 + 10,000p$ (b) $\{p | 0 \leq p \leq 1000\}$

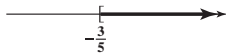
(c) \$500 (d) \$2,500,000 (e) 5000

(f) Between \$200 and \$800

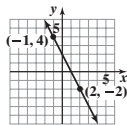
Cumulative Review (page 172)

1. $5\sqrt{2}$; $(\frac{3}{2}, \frac{1}{2})$ 2. (-2, -1) and (2, 3) are on the graph.

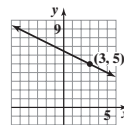
3. $\{x | x \geq -\frac{3}{5}\}$; $[-\frac{3}{5}, \infty)$



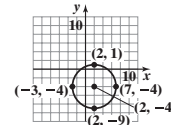
4. $y = -2x + 2$



5. $y = -\frac{1}{2}x + \frac{13}{2}$



6. $(x - 2)^2 + (y + 4)^2 = 25$



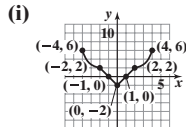
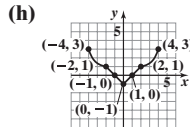
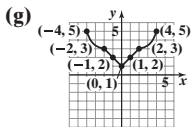
7. Yes 8. (a) -3 (b) $x^2 - 4x - 2$ (c) $x^2 + 4x + 1$ (d) $-x^2 + 4x - 1$ (e) $x^2 - 3$ (f) $2x + h - 4$ 9. $\{z | z \neq \frac{7}{6}\}$

10. Yes 11. (a) No (b) -1; (-2, -1) is on the graph. (c) -8; (-8, 2) is on the graph. 12. Neither

13. Local maximum value is 5.30 and occurs at $x = -1.29$. Local minimum value is -3.30 and occurs at $x = 1.29$.

Increasing: $[-4, -1.29]$ and $[1.29, 4]$; Decreasing: $[-1.29, 1.29]$ 14. (a) -4 (b) $\{x | x > -4\}$ or $(-4, \infty)$

15. (a) Domain: $\{x | -4 \leq x \leq 4\}$; Range: $\{y | -1 \leq y \leq 3\}$ (b) (-1, 0), (0, -1), (1, 0) (c) y-axis (d) 1 (e) -4 and 4 (f) $\{x | -1 < x < 1\}$



(j) Even (k) $[0, 4]$

CHAPTER 4 Polynomial and Rational Functions

4.1 Assess Your Understanding (page 187)

6. smooth; continuous 7. b 8. (-1, 1); (0, 0); (1, 1) 9. r is a real zero of f ; r is an x -intercept of the graph of f ; $x - r$ is a factor of f .

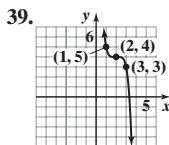
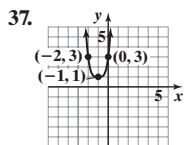
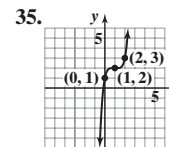
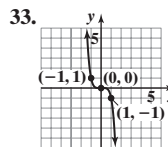
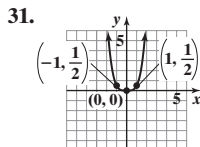
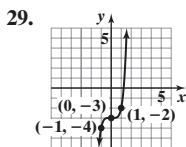
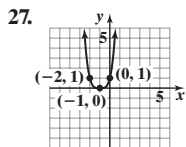
10. turning points 11. $y = 3x^4$ 12. ∞ ; $-\infty$ 13. b 14. d 15. Polynomial function; degree 3; $f(x) = x^3 + 4x$; leading term: x^3 ; constant term: 0

17. Polynomial function; degree 2; $g(x) = \frac{3}{5}x^2 + \frac{2}{5}$; leading term: $\frac{3}{5}x^2$; constant term: $\frac{2}{5}$ 19. Not a polynomial function; x is raised to the -1 power.

21. Not a polynomial function; x is raised to non-integer powers.

23. Polynomial function; degree 4; $F(x) = 5x^4 - \pi x^3 + \frac{1}{2}$; leading term: $5x^4$; constant term: $\frac{1}{2}$

25. Polynomial function; degree 4; $G(x) = 2x^4 - 4x^3 + 4x^2 - 4x + 2$; leading term: $2x^4$; constant term: 2

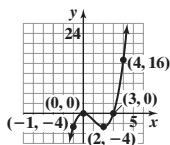


41. $f(x) = (x + 1)(x - 1)(x - 3)$ for $a = 1$ 43. $f(x) = x(x + 5)(x - 6)$ for $a = 1$
 45. $f(x) = (x + 5)(x + 2)(x - 3)(x - 5)$ for $a = 1$ 47. $f(x) = (x + 1)(x - 3)^2$ for $a = 1$
 49. $f(x) = 3(x + 2)(x - 3)(x - 5)$ 51. $f(x) = 16x(x + 2)(x - 1)(x - 3)$
 53. $f(x) = 3(x + 3)(x - 1)(x - 4)$ 55. $f(x) = 5(x + 1)^2(x - 1)^2$
 57. $f(x) = -2(x + 5)^2(x - 2)(x - 4)$

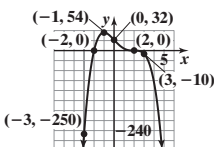
59. (a) 7, multiplicity 1; -3, multiplicity 2 (b) Graph touches the x -axis at -3 and crosses it at 7. (c) 2 (d) $y = 3x^3$
 61. (a) 5, multiplicity 3 (b) Graph crosses x -axis at 5. (c) 6 (d) $y = 7x^7$
 63. (a) $-\frac{1}{2}$, multiplicity 2; -4, multiplicity 3 (b) Graph touches the x -axis at $-\frac{1}{2}$ and crosses at -4. (c) 4 (d) $y = -2x^5$
 65. (a) 5, multiplicity 3; -4, multiplicity 2 (b) Graph touches the x -axis at -4 and crosses it at 5. (c) 4 (d) $y = x^5$
 67. (a) No real zeros (b) Graph neither crosses nor touches the x -axis. (c) 5 (d) $y = 2x^6$
 69. (a) 0, multiplicity 2; $-\sqrt{2}$, $\sqrt{2}$, multiplicity 1 (b) Graph touches the x -axis at 0 and crosses at $-\sqrt{2}$ and $\sqrt{2}$. (c) 3 (d) $y = -2x^4$
 71. Could be; zeros: -1, 1, 2; Least degree is 3. 73. Cannot be the graph of a polynomial; gap at $x = -1$
 75. $f(x) = x(x - 1)(x - 2)$ 77. $f(x) = -\frac{1}{2}(x + 1)(x - 1)^2(x - 2)$ 79. $f(x) = 0.2(x + 4)(x + 1)^2(x - 3)$
 81. $f(x) = -x(x + 3)^2(x - 3)^2$ 83. (a) -3, 2 (b) -6, -1 85. -3, multiplicity 2; -1, multiplicity 3; 1, multiplicity 1
 87. No, every polynomial function is defined at 0 so has a y -intercept; yes, the graph of a polynomial function can be completely above or below the x -axis (e.g. $y = x^2 + 1$) 89. a, b, c, d 95. $y = -\frac{2}{5}x - \frac{11}{5}$ 96. $\{x|x \neq -5\}$ 97. $\frac{-2 - \sqrt{7}}{2}, \frac{-2 + \sqrt{7}}{2}$ 98. $\{-\frac{4}{5}, 2\}$ 99. Decreasing
 100. $y = (x + 2)^2 + 5$ 101. $(-\infty, 0) \cup (1, \infty)$ 102. $-\frac{1}{3}$ 103. (8, -14) 104. Quotient: $4x - 7$; remainder: $4x - 2$

4.2 Assess Your Understanding (page 195)

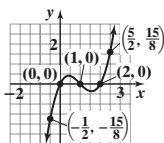
5. Step 1: $y = x^3$
 Step 2: x -intercepts: 0, 3; y -intercept: 0
 Step 3: 0: multiplicity 2, touches; 3: multiplicity 1, crosses
 Step 4: At most 2 turning points
 Step 5: $f(-1) = -4$; $f(2) = -4$; $f(4) = 16$



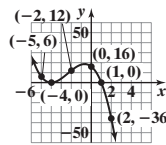
9. Step 1: $y = -2x^4$
 Step 2: x -intercepts: -2, 2; y -intercept: 32
 Step 3: -2: multiplicity 1, crosses; 2: multiplicity 3, crosses
 Step 4: At most 3 turning points
 Step 5: $f(-3) = -250$; $f(-1) = 54$; $f(3) = -10$



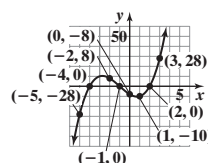
13. Step 1: $y = x^3$
 Step 2: x -intercepts: 0, 1, 2; y -intercept: 0
 Step 3: 0, 1, 2: multiplicity 1, crosses
 Step 4: At most 2 turning points
 Step 5: $f(-\frac{1}{2}) = -\frac{15}{8}$; $f(\frac{5}{2}) = \frac{15}{8}$



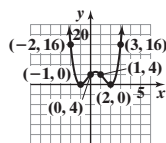
7. Step 1: $y = -x^3$
 Step 2: x -intercepts: -4, 1; y -intercept: 16
 Step 3: -4: multiplicity 2, touches; 1: multiplicity 1, crosses
 Step 4: At most 2 turning points
 Step 5: $f(-5) = 6$; $f(-2) = 12$; $f(2) = -36$



11. Step 1: $y = x^3$
 Step 2: x -intercepts: -4, -1, 2; y -intercept: -8
 Step 3: -4, -1, 2: multiplicity 1, crosses
 Step 4: At most 2 turning points
 Step 5: $f(-5) = -28$; $f(-2) = 8$; $f(1) = -10$; $f(3) = 28$



15. Step 1: $y = x^4$
 Step 2: x -intercepts: -1, 2; y -intercept: 4
 Step 3: -1, 2: multiplicity 2, touches
 Step 4: At most 3 turning points
 Step 5: $f(-2) = 16$; $f(1) = 4$; $f(3) = 16$



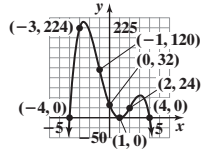
17. Step 1: $y = -2x^4$

Step 2: x-intercepts: -4, 1, 4; y-intercept: 32

Step 3: -4, 4: multiplicity 1, crosses; 1: multiplicity 2, touches

Step 4: At most 3 turning points

Step 5: $f(-3) = 224$; $f(-1) = 120$; $f(2) = 24$



19. Step 1: $y = 5x^4$

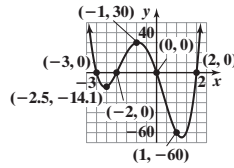
Step 2: x-intercepts: -3, -2, 0, 2; y-intercept: 0

Step 3: -3, -2, 0, 2: multiplicity 1, crosses

Step 4: At most 3 turning points

Step 5: $f(-4) = 240$; $f(-2.5) \approx -14.1$;

$f(-1) = 30$; $f(1) = -60$; $f(3) = 450$



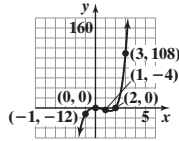
21. Step 1: $y = x^5$

Step 2: x-intercepts: 0, 2; y-intercept: 0

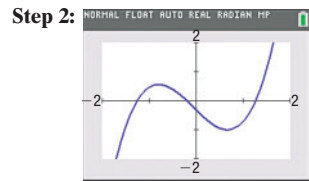
Step 3: 2: multiplicity 1, crosses; 0: multiplicity 2, touches

Step 4: At most 4 turning points

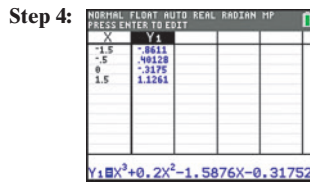
Step 5: $f(-1) = -12$; $f(1) = -4$; $f(3) = 108$



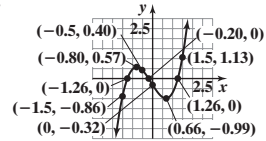
23. Step 1: $y = x^3$



Step 3: x-intercepts: -1.26, -0.20, 1.26;
y-intercept: -0.31752



Step 6:



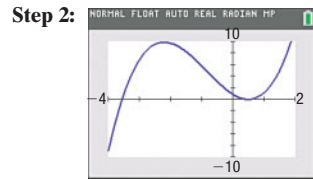
Step 7: Range: $(-\infty, \infty)$

Step 8: Increasing on $(-\infty, -0.80]$
and $[0.66, \infty)$


Decreasing on $[-0.80, 0.66]$

Step 5: $(-0.80, 0.57)$; $(0.66, -0.99)$

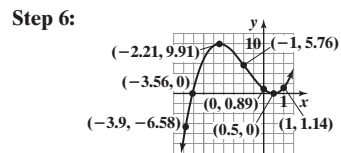
25. Step 1: $y = x^3$



Step 3: x-intercepts: -3.56, 0.50
y-intercept: 0.89



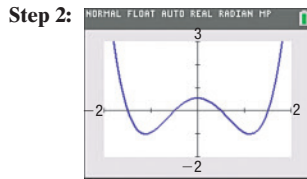
Step 5: $(-2.21, 9.91)$; $(0.50, 0)$




Step 7: Range: $(-\infty, \infty)$

Step 8: Increasing on $(-\infty, -2.21]$
and $[0.50, \infty)$
Decreasing on $[-2.21, 0.50]$

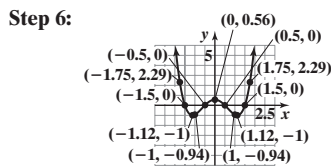
27. Step 1: $y = x^4$



Step 3: x-intercepts: -1.5, -0.5, 0.5, 1.5
y-intercept: 0.5625



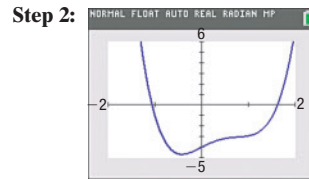
Step 5: $(-1.12, -1)$; $(1.12, -1)$; $(0, 0.56)$




Step 7: Range: $[-1, \infty)$

Step 8: Increasing on $[-1.12, 0]$
and $[1.12, \infty)$
Decreasing on $(-\infty, -1.12]$
and $[0, 1.12]$

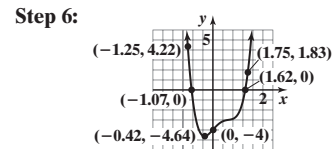
29. Step 1: $y = 2x^4$



Step 3: x-intercepts: -1.07, 1.62;
y-intercept: -4



Step 5: $(-0.42, -4.64)$

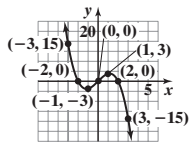


Step 7: Range: $[-4.64, \infty)$

Step 8: Increasing on $[-0.42, \infty)$
Decreasing on $(-\infty, -0.42]$

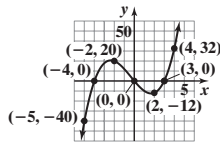
31. $f(x) = -x(x + 2)(x - 2)$

- Step 1:** $y = -x^3$
Step 2: x-intercepts: -2, 0, 2; y-intercept: 0
Step 3: -2, 0, 2: multiplicity 1, crosses
Step 4: At most 2 turning points
Step 5: $f(-3) = 15$; $f(-1) = -3$;
 $f(1) = 3$; $f(3) = -15$



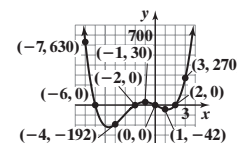
33. $f(x) = x(x + 4)(x - 3)$

- Step 1:** $y = x^3$
Step 2: x-intercepts: -4, 0, 3; y-intercept: 0
Step 3: -4, 0, 3: multiplicity 1, crosses
Step 4: At most 2 turning points
Step 5: $f(-5) = -40$; $f(-2) = 20$;
 $f(2) = -12$; $f(4) = 32$



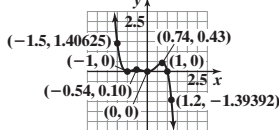
35. $f(x) = 2x(x + 6)(x - 2)(x + 2)$

- Step 1:** $y = 2x^4$
Step 2: x-intercepts: -6, -2, 0, 2; y-intercept: 0
Step 3: -6, -2, 0, 2: multiplicity 1, crosses
Step 4: At most 3 turning points
Step 5: $f(-7) = 630$; $f(-4) = -192$;
 $f(-1) = 30$; $f(1) = -42$;
 $f(3) = 270$



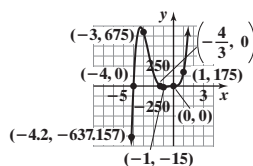
37. $f(x) = -x^2(x + 1)^2(x - 1)$

- Step 1:** $y = -x^5$
Step 2: x-intercepts: -1, 0, 1; y-intercept: 0
Step 3: 1: multiplicity 1, crosses; -1, 0: multiplicity 2, touches
Step 4: At most 4 turning points
Step 5: $f(-1.5) = 1.40625$; $f(-0.54) = 0.10$;
 $f(0.74) = 0.43$; $f(1.2) = -1.39392$



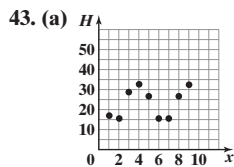
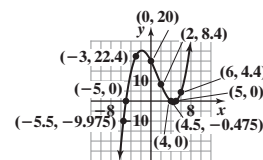
39. $f(x) = 5x^3(3x + 4)(x + 4)$

- Step 1:** $y = 15x^5$
Step 2: x-intercepts: -4, $-\frac{4}{3}$, 0; y-intercept: 0
Step 3: -4, $-\frac{4}{3}$: multiplicity 1, crosses; 0: multiplicity 3, crosses
Step 4: At most 4 turning points
Step 5: $f(-4.2) = -637.157$; $f(-3) = 675$;
 $f(-1) = -15$; $f(1) = 175$



41. $f(x) = \frac{1}{5}(x + 5)(x - 4)(x - 5)$

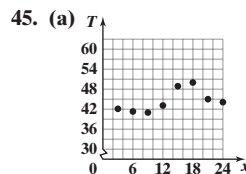
- Step 1:** $y = \frac{1}{5}x^3$
Step 2: x-intercepts: -5, 4, 5; y-intercept: 20
Step 3: -5, 4, 5: multiplicity 1, crosses
Step 4: At most 2 turning points
Step 5: $f(-5.5) = -9.975$; $f(-3) = 22.4$;
 $f(2) = 8.4$; $f(4.5) = -0.475$;
 $f(6) = 4.4$



The relation appears to be cubic.

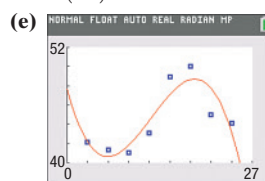
- (b) $H(x) = 0.3948x^3 - 5.9563x^2 + 26.1965x - 7.4127$
 (c) ≈ 24
 (d)

(e) ≈ 54 ; no



The relation appears to be cubic.

- (b) $0.7^\circ/\text{h}$ (c) $-0.65^\circ/\text{h}$
 (d) $T(x) = -0.0079x^3 + 0.2930x^2 - 2.6481x + 47.6857$;
 $T(17) \approx 48.32^\circ\text{F}$



(f) The predicted temperature at midnight is 47.7°F .

47. (a)

X	Y1	Y2
-1	5	
-0.9	.52632	.181
-0.8	.55556	.328
-0.7	.58824	.467
-0.6	.625	.594
-0.5	.66667	.625
-0.4	.71429	.656
-0.3	.76923	.683
-0.2	.83333	.8328
-0.1	.90909	.909
0	1	1

X	Y1	Y2
0	1	1.1111
1	1.1111	1.1111
2	1.25	1.2489
3	1.5286	1.417
4	1.6667	1.624
5	2	1.875
6	2.5	2.176
7	3.3333	2.533
8	4	2.952
9	5	3.433
10	ERROR	4

(b)

X	Y1	Y2
-1	5	
-0.9	.52632	.8371
-0.8	.55556	.7376
-0.7	.58824	.6871
-0.6	.625	.6736
-0.5	.66667	.6875
-0.4	.71429	.7216
-0.3	.76923	.7711
-0.2	.83333	.8336
-0.1	.90909	.9091
0	1	1

X	Y1	Y2
0	1	1.1111
1	1.1111	1.1111
2	1.25	1.2496
3	1.5286	1.4251
4	1.6667	1.6496
5	2	1.9375
6	2.5	2.3056
7	3.3333	2.7731
8	5	3.3616
9	10	4.0951
10	ERROR	5

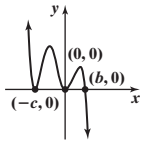
(c)

X	Y1	Y2
-1	5	
-0.9	.52632	2.4661
-0.8	.55556	4.0992
-0.7	.58824	5.1903
-0.6	.625	5.9584
-0.5	.66667	6.5525
-0.4	.71429	7.1136
-0.3	.76923	7.6687
-0.2	.83333	8.3328
-0.1	.90909	9.0909
0	1	1

X	Y1	Y2
0	1	1
1	1.1111	1.1111
2	1.25	1.2489
3	1.5286	1.4275
4	1.6667	1.6596
5	2	1.9488
6	2.5	2.3034
7	3.3333	2.9412
8	5	3.6893
9	10	4.6856
10	ERROR	5

(d) As more terms are added, the values of the polynomial function get closer to the values of f . The approximations near 0 are better than those near -1 or 1.

49. (a) Vertical scale may vary. (b) $(-c, 0)$ and $(0, b)$ (c) $-c$ and 0
 (d) (b, ∞) (e) $(-\infty, -b - 4)$
 (f) Decreasing



50. $\left\{x \mid x < -\frac{2}{3} \text{ or } x > \frac{4}{3}\right\}$, or $(-\infty, -\frac{2}{3}) \cup (\frac{4}{3}, \infty)$

51. $y = -\frac{1}{3}\sqrt{x}$ 52. $(\frac{7}{4}, \frac{25}{8})$ 53. 140 54. $\frac{17}{4}$

55. $[4, \infty)$ 56. 3 57. Center: $(-2, 1)$; radius: 4

58. even 59. 6.25 years

4.3 Assess Your Understanding (page 206)

5. F 6. horizontal asymptote 7. vertical asymptote 8. proper 9. T 10. F 11. $y = 0$ 12. T 13. d 14. a

15. All real numbers except 7; $\{x \mid x \neq 7\}$ 17. All real numbers except 2 and -4 ; $\{x \mid x \neq 2, x \neq -4\}$

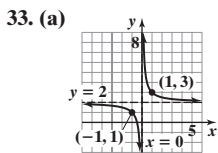
19. All real numbers except $-\frac{3}{2}$ and 4; $\{x \mid x \neq -\frac{3}{2}, x \neq 4\}$ 21. All real numbers except 4; $\{x \mid x \neq 4\}$

23. All real numbers 25. All real numbers except -2 and 2 ; $\{x \mid x \neq -2, x \neq 2\}$

27. (a) Domain: $\{x \mid x \neq 2\}$; range: $\{y \mid y \neq 1\}$ (b) $(0, 0)$ (c) $y = 1$ (d) $x = 2$ (e) None

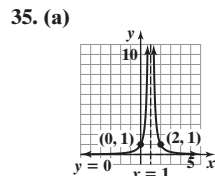
29. (a) Domain: $\{x \mid x \neq 0\}$; range: all real numbers (b) $(-1, 0)$, $(1, 0)$ (c) None (d) $x = 0$ (e) $y = 2x$

31. (a) Domain: $\{x \mid x \neq -2, x \neq 2\}$; range: $\{y \mid y \leq 0, y > 1\}$ (b) $(0, 0)$ (c) $y = 1$ (d) $x = -2, x = 2$ (e) None



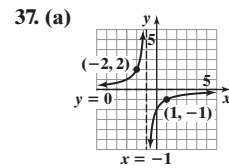
- (b) Domain: $\{x \mid x \neq 0\}$; range: $\{y \mid y \neq 2\}$

- (c) Vertical asymptote: $x = 0$;
horizontal asymptote: $y = 2$



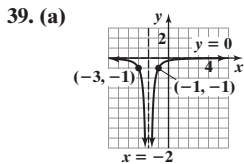
- (b) Domain: $\{x \mid x \neq 1\}$;
range: $\{y \mid y > 0\}$

- (c) Vertical asymptote: $x = 1$;
horizontal asymptote: $y = 0$



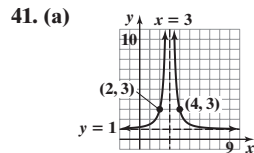
- (b) Domain: $\{x \mid x \neq -1\}$;
range: $\{y \mid y \neq 0\}$

- (c) Vertical asymptote: $x = -1$;
horizontal asymptote: $y = 0$



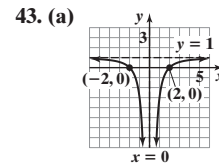
- (b) Domain: $\{x \mid x \neq -2\}$; range:
 $\{y \mid y < 0\}$

- (c) Vertical asymptote: $x = -2$;
horizontal asymptote: $y = 0$



- (b) Domain: $\{x \mid x \neq 3\}$; range:
 $\{y \mid y > 1\}$

- (c) Vertical asymptote: $x = 3$;
horizontal asymptote: $y = 1$



- (b) Domain: $\{x \mid x \neq 0\}$; range:
 $\{y \mid y < 1\}$

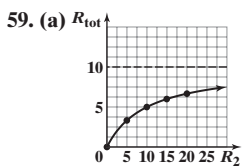
- (c) Vertical asymptote: $x = 0$;
horizontal asymptote: $y = 1$

45. Vertical asymptote: $x = -4$; horizontal asymptote: $y = 3$ 47. Vertical asymptote: $x = 3$; oblique asymptote: $y = x + 5$

49. Vertical asymptotes: $x = 1, x = -1$; horizontal asymptote: $y = 0$ 51. Vertical asymptote: $x = -\frac{1}{3}$; horizontal asymptote: $y = \frac{2}{3}$

53. Vertical asymptote: none; no horizontal or oblique asymptote 55. Vertical asymptote: $x = 0$; no horizontal or oblique asymptote

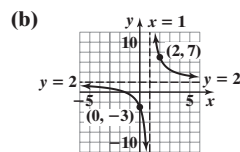
57. (a) 9.8208 m/sec^2 (b) 9.8195 m/sec^2 (c) 9.7936 m/sec^2 (d) h -axis (e) \emptyset



- (b) Horizontal: $R_{\text{tot}} = 10$; as the resistance of R_2 increases without bound, the total resistance approaches 10 ohms, the resistance R_1 .

- (c) $R_1 \approx 103.5$ ohms

61. (a) $R(x) = 2 + \frac{5}{x-1} = 5\left(\frac{1}{x-1}\right) + 2$ 67. $x = 5$ 68. $\left\{-\frac{4}{19}\right\}$



- (c) Vertical asymptote: $x = 1$;
horizontal asymptote: $y = 2$

69. x -axis symmetry

70. $(-3, 11)$, $(2, -4)$

71. $(6, 0)$, $(0, -3)$ 72. $f(-3) = 19$

73. $\left(-\frac{2}{5}, 3\right)$ 74. Odd 75. $\frac{9-2x}{x^2-9}$ 76. $(-\infty, -2)$

4.4 Assess Your Understanding (page 220)

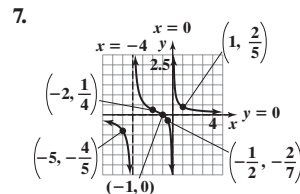
2. F 3. c 4. T 5. (a) $\{x \mid x \neq 2\}$ (b) 0 6. a

7. 1. Domain: $\{x \mid x \neq 0, x \neq -4\}$ 2. R is in lowest terms 3. no y -intercept; x -intercept: -1

4. R is in lowest terms; vertical asymptotes: $x = 0, x = -4$ 5. Horizontal asymptote: $y = 0$, intersected at $(-1, 0)$

6.

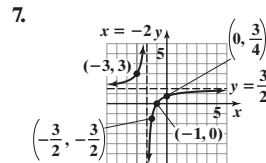
	← -4		← -1		← 0		→
Interval	$(-\infty, -4)$	$(-4, -1)$	$(-1, 0)$	$(0, \infty)$			
Number Chosen	-5	-2	$-\frac{1}{2}$	1			
Value of R	$R(-5) = -\frac{4}{5}$	$R(-2) = \frac{1}{4}$	$R(-\frac{1}{2}) = -\frac{2}{7}$	$R(1) = \frac{2}{5}$			
Location of Graph	Below x-axis	Above x-axis	Below x-axis	Above x-axis			
Point on Graph	$(-5, -\frac{4}{5})$	$(-2, \frac{1}{4})$	$(-\frac{1}{2}, -\frac{2}{7})$	$(1, \frac{2}{5})$			



9. 1. $R(x) = \frac{3(x+1)}{2(x+2)}$; Domain: $\{x|x \neq -2\}$ 2. R is in lowest terms 3. y-intercept: $\frac{3}{4}$; x-intercept: -1
 4. R is in lowest terms; vertical asymptote: $x = -2$ 5. Horizontal asymptote: $y = \frac{3}{2}$, not intersected

6.

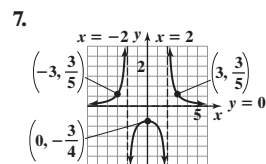
	← -2		← -1		→
Interval	$(-\infty, -2)$	$(-2, -1)$	$(-1, \infty)$		
Number Chosen	-3	$-\frac{3}{2}$	0		
Value of R	$R(-3) = 3$	$R(-\frac{3}{2}) = -\frac{3}{2}$	$R(0) = \frac{3}{4}$		
Location of Graph	Above x-axis	Below x-axis	Above x-axis		
Point on Graph	$(-3, 3)$	$(-\frac{3}{2}, -\frac{3}{2})$	$(0, \frac{3}{4})$		



11. 1. $R(x) = \frac{3}{(x+2)(x-2)}$; Domain: $\{x|x \neq -2, x \neq 2\}$ 2. R is in lowest terms 3. y-intercept: $-\frac{3}{4}$; no x-intercept
 4. R is in lowest terms; vertical asymptotes: $x = 2, x = -2$ 5. Horizontal asymptote: $y = 0$, not intersected

6.

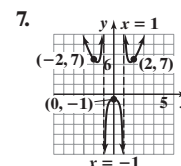
	← -2		← 2		→
Interval	$(-\infty, -2)$	$(-2, 2)$	$(2, \infty)$		
Number Chosen	-3	0	3		
Value of R	$R(-3) = \frac{3}{5}$	$R(0) = -\frac{3}{4}$	$R(3) = \frac{3}{5}$		
Location of Graph	Above x-axis	Below x-axis	Above x-axis		
Point on Graph	$(-3, \frac{3}{5})$	$(0, -\frac{3}{4})$	$(3, \frac{3}{5})$		



13. 1. $P(x) = \frac{(x^2 + x + 1)(x^2 - x + 1)}{(x + 1)(x - 1)}$; Domain: $\{x|x \neq -1, x \neq 1\}$ 2. P is in lowest terms 3. y-intercept: -1; no x-intercept
 4. P is in lowest terms; vertical asymptotes: $x = -1, x = 1$ 5. No horizontal or oblique asymptote

6.

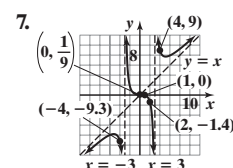
	← -1		← 1		→
Interval	$(-\infty, -1)$	$(-1, 1)$	$(1, \infty)$		
Number Chosen	-2	0	2		
Value of P	$P(-2) = 7$	$P(0) = -1$	$P(2) = 7$		
Location of Graph	Above x-axis	Below x-axis	Above x-axis		
Point on Graph	$(-2, 7)$	$(0, -1)$	$(2, 7)$		



15. 1. $H(x) = \frac{(x-1)(x^2+x+1)}{(x+3)(x-3)}$; Domain: $\{x|x \neq -3, x \neq 3\}$ 2. H is in lowest terms 3. y-intercept: $\frac{1}{9}$; x-intercept: 1
 4. H is in lowest terms; vertical asymptotes: $x = 3, x = -3$ 5. Oblique asymptote: $y = x$, intersected at $(\frac{1}{9}, \frac{1}{9})$

6.

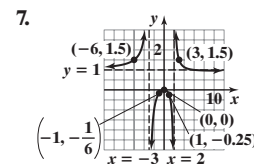
	← -3		← 1		← 3		→
Interval	$(-\infty, -3)$	$(-3, 1)$	$(1, 3)$	$(3, \infty)$			
Number Chosen	-4	0	2	4			
Value of H	$H(-4) \approx -9.3$	$H(0) = \frac{1}{9}$	$H(2) = -1.4$	$H(4) = 9$			
Location of Graph	Below x-axis	Above x-axis	Below x-axis	Above x-axis			
Point on Graph	$(-4, -9.3)$	$(0, \frac{1}{9})$	$(2, -1.4)$	$(4, 9)$			



17. 1. $R(x) = \frac{x^2}{(x+3)(x-2)}$; Domain: $\{x \neq -3, x \neq 2\}$ 2. R is in lowest terms 3. y-intercept: 0; x-intercept: 0
 4. R is in lowest terms; vertical asymptotes: $x = 2, x = -3$ 5. Horizontal asymptote: $y = 1$, intersected at (6, 1)

6.

	← -3		← 0		← 2		→
Interval	$(-\infty, -3)$	$(-3, 0)$	$(0, 2)$	$(2, \infty)$			
Number Chosen	-6	-1	1	3			
Value of R	$R(-6) = 1.5$	$R(-1) = -\frac{1}{6}$	$R(1) = -0.25$	$R(3) = 1.5$			
Location of Graph	Above x-axis	Below x-axis	Below x-axis	Above x-axis			
Point on Graph	$(-6, 1.5)$	$(-1, -\frac{1}{6})$	$(1, -0.25)$	$(3, 1.5)$			

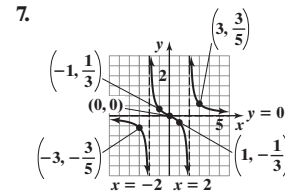


19. 1. $G(x) = \frac{x}{(x+2)(x-2)}$; Domain: $\{x|x \neq -2, x \neq 2\}$ 2. G is in lowest terms 3. y-intercept: 0; x-intercept: 0

4. G is in lowest terms; vertical asymptotes: $x = -2, x = 2$ 5. Horizontal asymptote: $y = 0$, intersected at $(0, 0)$

6.

	$\xleftarrow{\quad} \begin{matrix} -2 & 0 & 2 \end{matrix} \xrightarrow{\quad}$			
Interval	$(-\infty, -2)$	$(-2, 0)$	$(0, 2)$	$(2, \infty)$
Number Chosen	-3	-1	1	3
Value of G	$G(-3) = -\frac{3}{5}$	$G(-1) = \frac{1}{3}$	$G(1) = -\frac{1}{3}$	$G(3) = \frac{3}{5}$
Location of Graph	Below x-axis	Above x-axis	Below x-axis	Above x-axis
Point on Graph	$(-3, -\frac{3}{5})$	$(-1, \frac{1}{3})$	$(1, -\frac{1}{3})$	$(3, \frac{3}{5})$

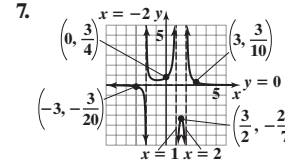


21. 1. $R(x) = \frac{3}{(x-1)(x+2)(x-2)}$; Domain: $\{x|x \neq 1, x \neq -2, x \neq 2\}$ 2. R is in lowest terms 3. y-intercept: $\frac{3}{4}$; no x-intercept

4. R is in lowest terms; vertical asymptotes: $x = -2, x = 1, x = 2$ 5. Horizontal asymptote: $y = 0$, not intersected

6.

	$\xleftarrow{\quad} \begin{matrix} -2 & 1 & 2 \end{matrix} \xrightarrow{\quad}$			
Interval	$(-\infty, -2)$	$(-2, 1)$	$(1, 2)$	$(2, \infty)$
Number Chosen	-3	0	1.5	3
Value of R	$R(-3) = -\frac{3}{20}$	$R(0) = \frac{3}{4}$	$R(1.5) = -\frac{24}{7}$	$R(3) = \frac{3}{10}$
Location of Graph	Below x-axis	Above x-axis	Below x-axis	Above x-axis
Point on Graph	$(-3, -\frac{3}{20})$	$(0, \frac{3}{4})$	$(1.5, -\frac{24}{7})$	$(3, \frac{3}{10})$

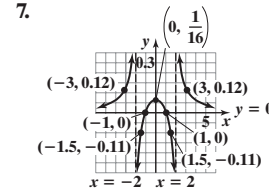


23. 1. $H(x) = \frac{(x+1)(x-1)}{(x^2+4)(x+2)(x-2)}$; Domain: $\{x|x \neq -2, x \neq 2\}$ 2. H is in lowest terms 3. y-intercept: $\frac{1}{16}$; x-intercepts: -1, 1

4. H is in lowest terms; vertical asymptotes: $x = -2, x = 2$ 5. Horizontal asymptote: $y = 0$, intersected at $(-1, 0)$ and $(1, 0)$

6.

	$\xleftarrow{\quad} \begin{matrix} -2 & -1 & 1 & 2 \end{matrix} \xrightarrow{\quad}$				
Interval	$(-\infty, -2)$	$(-2, -1)$	$(-1, 1)$	$(1, 2)$	$(2, \infty)$
Number Chosen	-3	-1.5	0	1.5	3
Value of H	$H(-3) \approx 0.12$	$H(-1.5) \approx -0.11$	$H(0) = \frac{1}{16}$	$H(1.5) \approx -0.11$	$H(3) \approx 0.12$
Location of Graph	Above x-axis	Below x-axis	Above x-axis	Below x-axis	Above x-axis
Point on Graph	$(-3, 0.12)$	$(-1.5, -0.11)$	$(0, \frac{1}{16})$	$(1.5, -0.11)$	$(3, 0.12)$

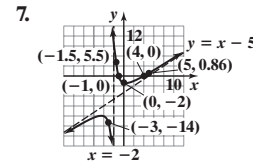


25. 1. $F(x) = \frac{(x+1)(x-4)}{x+2}$; Domain: $\{x|x \neq -2\}$ 2. F is in lowest terms 3. y-intercept: -2; x-intercept: -1, 4

4. F is in lowest terms; vertical asymptote: $x = -2$ 5. Oblique asymptote: $y = x - 5$, not intersected

6.

	$\xleftarrow{\quad} \begin{matrix} -2 & -1 & 4 \end{matrix} \xrightarrow{\quad}$			
Interval	$(-\infty, -2)$	$(-2, -1)$	$(-1, 4)$	$(4, \infty)$
Number Chosen	-3	-1.5	0	5
Value of F	$F(-3) = -14$	$F(-1.5) = 5.5$	$F(0) = -2$	$F(5) \approx 0.86$
Location of Graph	Below x-axis	Above x-axis	Below x-axis	Above x-axis
Point on Graph	$(-3, -14)$	$(-1.5, 5.5)$	$(0, -2)$	$(5, 0.86)$

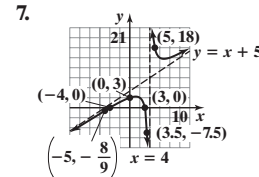


27. 1. $R(x) = \frac{(x+4)(x-3)}{x-4}$; Domain: $\{x|x \neq 4\}$ 2. R is in lowest terms 3. y-intercept: 3; x-intercepts: -4, 3

4. R is in lowest terms; vertical asymptote: $x = 4$ 5. Oblique asymptote: $y = x + 5$, not intersected

6.

	$\xleftarrow{\quad} \begin{matrix} -4 & 3 & 4 \end{matrix} \xrightarrow{\quad}$			
Interval	$(-\infty, -4)$	$(-4, 3)$	$(3, 4)$	$(4, \infty)$
Number Chosen	-5	0	3.5	5
Value of R	$R(-5) = -\frac{8}{9}$	$R(0) = 3$	$R(3.5) = -7.5$	$R(5) = 18$
Location of Graph	Below x-axis	Above x-axis	Below x-axis	Above x-axis
Point on Graph	$(-5, -\frac{8}{9})$	$(0, 3)$	$(3.5, -7.5)$	$(5, 18)$

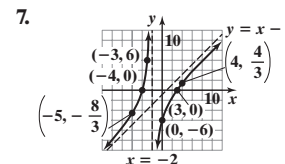


29. 1. $F(x) = \frac{(x+4)(x-3)}{x+2}$; Domain: $\{x|x \neq -2\}$ 2. F is in lowest terms 3. y-intercept: -6; x-intercepts: -4, 3

4. F is in lowest terms; vertical asymptote: $x = -2$ 5. Oblique asymptote: $y = x - 1$, not intersected

6.

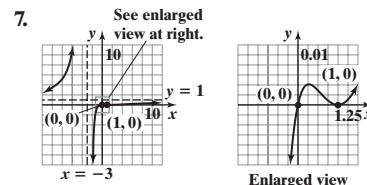
	$\xleftarrow{\quad} \begin{matrix} -4 & -2 & 3 \end{matrix} \xrightarrow{\quad}$			
Interval	$(-\infty, -4)$	$(-4, -2)$	$(-2, 3)$	$(3, \infty)$
Number Chosen	-5	-3	0	4
Value of F	$F(-5) = -\frac{8}{3}$	$F(-3) = 6$	$F(0) = -6$	$F(4) = \frac{4}{3}$
Location of Graph	Below x-axis	Above x-axis	Below x-axis	Above x-axis
Point on Graph	$(-5, -\frac{8}{3})$	$(-3, 6)$	$(0, -6)$	$(4, \frac{4}{3})$



31. 1. Domain: $\{x|x \neq -3\}$ 2. R is in lowest terms 3. y-intercept: 0; x-intercepts: 0, 1 4. Vertical asymptote: $x = -3$
 5. Horizontal asymptote: $y = 1$, not intersected

6.

	← -3 0 1 →			
Interval	$(-\infty, -3)$	$(-3, 0)$	$(0, 1)$	$(1, \infty)$
Number Chosen	-4	-1	$\frac{1}{2}$	2
Value of R	$R(-4) = 100$	$R(-1) = -0.5$	$R(\frac{1}{2}) \approx 0.003$	$R(2) = 0.016$
Location of Graph	Above x-axis	Below x-axis	Above x-axis	Above x-axis
Point on Graph	$(-4, 100)$	$(-1, -0.5)$	$(\frac{1}{2}, 0.003)$	$(2, 0.016)$

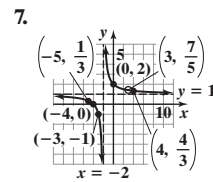


33. 1. $R(x) = \frac{(x+4)(x-3)}{(x+2)(x-3)}$; Domain: $\{x|x \neq -2, x \neq 3\}$ 2. In lowest terms, $R(x) = \frac{x+4}{x+2}$ 3. y-intercept: 2; x-intercept: -4

4. Vertical asymptote: $x = -2$; hole at $(3, \frac{7}{5})$ 5. Horizontal asymptote: $y = 1$, not intersected

6.

	← -4 -2 3 →			
Interval	$(-\infty, -4)$	$(-4, -2)$	$(-2, 3)$	$(3, \infty)$
Number Chosen	-5	-3	0	4
Value of R	$R(-5) = \frac{1}{3}$	$R(-3) = -1$	$R(0) = 2$	$R(4) = \frac{4}{3}$
Location of Graph	Above x-axis	Below x-axis	Above x-axis	Above x-axis
Point on Graph	$(-5, \frac{1}{3})$	$(-3, -1)$	$(0, 2)$	$(4, \frac{4}{3})$

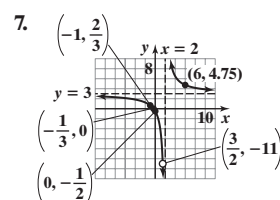


35. 1. $R(x) = \frac{(3x+1)(2x-3)}{(x-2)(2x-3)}$; Domain: $\{x|x \neq \frac{3}{2}, x \neq 2\}$ 2. In lowest terms, $R(x) = \frac{3x+1}{x-2}$ 3. y-intercept: $-\frac{1}{2}$; x-intercept: $-\frac{1}{3}$

4. Vertical asymptote: $x = 2$; hole at $(\frac{3}{2}, -11)$ 5. Horizontal asymptote: $y = 3$, not intersected

6.

	← -1/3 3/2 2 →			
Interval	$(-\infty, -\frac{1}{3})$	$(-\frac{1}{3}, \frac{3}{2})$	$(\frac{3}{2}, 2)$	$(2, \infty)$
Number Chosen	-1	0	1.7	6
Value of R	$R(-1) = \frac{2}{3}$	$R(0) = -\frac{1}{2}$	$R(1.7) \approx -20.3$	$R(6) = 4.75$
Location of Graph	Above x-axis	Below x-axis	Below x-axis	Above x-axis
Point on Graph	$(-1, \frac{2}{3})$	$(0, -\frac{1}{2})$	$(1.7, -20.3)$	$(6, 4.75)$

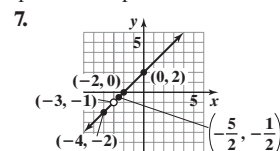


37. 1. $R(x) = \frac{(x+3)(x+2)}{x+3}$; Domain: $\{x|x \neq -3\}$ 2. In lowest terms, $R(x) = x+2$ 3. y-intercept: 2; x-intercept: -2

4. Vertical asymptote: none; hole at $(-3, -1)$ 5. Oblique asymptote: $y = x+2$ intersected at all points except $x = -3$

6.

	← -3 -2 →		
Interval	$(-\infty, -3)$	$(-3, -2)$	$(-2, \infty)$
Number Chosen	-4	$-\frac{5}{2}$	0
Value of R	$R(-4) = -2$	$R(-\frac{5}{2}) = -\frac{1}{2}$	$R(0) = 2$
Location of Graph	Below x-axis	Below x-axis	Above x-axis
Point on Graph	$(-4, -2)$	$(-\frac{5}{2}, -\frac{1}{2})$	$(0, 2)$

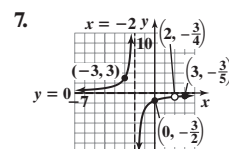


39. 1. $H(x) = \frac{-3(x-2)}{(x-2)(x+2)}$; Domain: $\{x|x \neq -2, x \neq 2\}$ 2. In lowest terms, $H(x) = \frac{-3}{x+2}$ 3. y-intercept: $-\frac{3}{2}$; no x-intercept

4. Vertical asymptote: $x = -2$; hole at $(2, -\frac{3}{4})$ 5. Horizontal asymptote: $y = 0$; not intersected

6.

	← -2 2 →		
Interval	$(-\infty, -2)$	$(-2, 2)$	$(2, \infty)$
Number Chosen	-3	0	3
Value of H	$H(-3) = 3$	$H(0) = -\frac{3}{2}$	$H(3) = -\frac{3}{5}$
Location of Graph	Above x-axis	Below x-axis	Below x-axis
Point on Graph	$(-3, 3)$	$(0, -\frac{3}{2})$	$(3, -\frac{3}{5})$

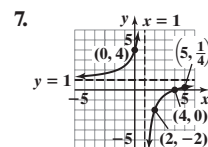


41. 1. $F(x) = \frac{(x-1)(x-4)}{(x-1)^2}$; Domain: $\{x|x \neq 1\}$ 2. In lowest terms, $F(x) = \frac{x-4}{x-1}$ 3. y-intercept: 4; x-intercept: 4

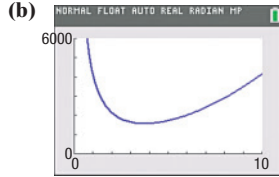
4. Vertical asymptote: $x = 1$ 5. Horizontal asymptote: $y = 1$; not intersected

6.

	← 1 4 →		
Interval	$(-\infty, 1)$	$(1, 4)$	$(4, \infty)$
Number Chosen	0	2	5
Value of F	$F(0) = 4$	$F(2) = -2$	$F(5) = \frac{1}{4}$
Location of Graph	Above x-axis	Below x-axis	Above x-axis
Point on Graph	$(0, 4)$	$(2, -2)$	$(5, \frac{1}{4})$



63. (a) $C(r) = 12\pi r^2 + \frac{4000}{r}$

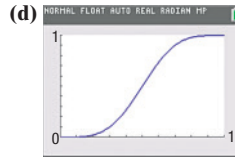


The cost is smallest when $r = 3.76$ cm.

65. (a) 0.8126

(b) 0.7759; a player serving, with probability 0.62 winning a point on a serve, has probability 0.7759 of winning the game.

(c) $x \approx 0.7$



67. (a) $R(x) = \begin{cases} \frac{x^2 + x - 12}{x^2 - x - 6} & \text{if } x \neq 3 \\ \frac{7}{5} & \text{if } x = 3 \end{cases}$

(b) $R(x) = \begin{cases} \frac{6x^2 - 7x - 3}{2x^2 - 7x + 6} & \text{if } x \neq \frac{3}{2} \\ -11 & \text{if } x = \frac{3}{2} \end{cases}$

69. No. Each function is a quotient of polynomials, but it is not written in lowest terms. Each function is undefined for $x = 1$; each graph has a hole at $x = 1$.

75. If there is a common factor between the numerator and the denominator, then the graph will have a hole.

76. $4x^3 - 5x^2 + 2x - 2$ 77. $\left\{-\frac{1}{10}\right\}$ 78. $\frac{17}{2}$ 79. $(2, -5)$

80. $y = |x| - 4$ 81. $g(3) = 6$ 82. $x^2 - x - 4$
83. perpendicular 84. $\{9\}$ 85. $\{-\sqrt{2}, \sqrt{2}\}$

4.5 Assess Your Understanding (page 228)

3. c 4. F 5. (a) $\{x | 0 < x < 1 \text{ or } x > 2\}$; $(0, 1) \cup (2, \infty)$ (b) $\{x | x \leq 0 \text{ or } 1 \leq x \leq 2\}$; $(-\infty, 0] \cup [1, 2]$

7. (a) $\{x | -1 < x < 0 \text{ or } x > 1\}$; $(-1, 0) \cup (1, \infty)$ (b) $\{x | x < -1 \text{ or } 0 \leq x < 1\}$; $(-\infty, -1) \cup [0, 1)$

9. $\{x | x < 0 \text{ or } 0 < x < 3\}$; $(-\infty, 0) \cup (0, 3)$ 11. $\{x | x \leq 1\}$; $(-\infty, 1]$ 13. $\{x | x \leq -2 \text{ or } x \geq 2\}$; $(-\infty, -2] \cup [2, \infty)$

15. $\{x | -4 < x < -1 \text{ or } x > 0\}$; $(-4, -1) \cup (0, \infty)$ 17. $\{x | -2 < x \leq -1\}$; $(-2, -1]$ 19. $\{x | x < -6\}$; $(-\infty, -6)$

21. $\{x | x > 4\}$; $(4, \infty)$ 23. $\{x | -4 < x < 0 \text{ or } x > 0\}$; $(-4, 0) \cup (0, \infty)$ 25. $\{x | x \leq -2 \text{ or } 4 \leq x \leq 6\}$; $(-\infty, -2] \cup [4, 6]$

27. $\{x | -2 < x < 0 \text{ or } x > 6\}$; $(-2, 0) \cup (6, \infty)$ 29. $\{x | x < -1 \text{ or } x > 1\}$; $(-\infty, -1) \cup (1, \infty)$

31. $\{x | x < -1 \text{ or } x > 1\}$; $(-\infty, -1) \cup (1, \infty)$ 33. $\{x | x < 2\}$; $(-\infty, 2)$ 35. $\{x | x < -1 \text{ or } x > 1\}$; $(-\infty, -1) \cup (1, \infty)$

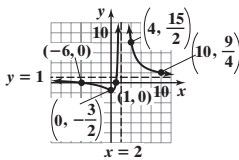
37. $\{x | x \leq -2 \text{ or } 0 < x \leq 2\}$; $(-\infty, -2] \cup (0, 2]$ 39. $\{x | x < -2 \text{ or } x > 2\}$; $(-\infty, -2) \cup (2, \infty)$ 41. $\{x | x < 2\}$; $(-\infty, 2)$

43. $\{x | -2 < x \leq 9\}$; $(-2, 9]$ 45. $\{x | x < 3 \text{ or } x \geq 7\}$; $(-\infty, 3) \cup [7, \infty)$ 47. $\{x | x < 2 \text{ or } 3 < x < 5\}$; $(-\infty, 2) \cup (3, 5)$

49. $\{x | x < -5 \text{ or } -4 \leq x \leq -3 \text{ or } x = 0 \text{ or } x > 1\}$; $(-\infty, -5) \cup [-4, -3] \cup \{0\} \cup (1, \infty)$

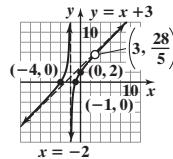
51. $\left\{x \mid -\frac{1}{2} < x < 1 \text{ or } x > 3\right\}$; $\left(-\frac{1}{2}, 1\right) \cup (3, \infty)$ 53. $\left\{x \mid x < -\frac{2}{3} \text{ or } 0 < x < \frac{3}{2}\right\}$; $\left(-\infty, -\frac{2}{3}\right) \cup \left(0, \frac{3}{2}\right)$

55. (a)



(b) $(-\infty, -6] \cup [1, 2) \cup (2, \infty)$

57. (a)



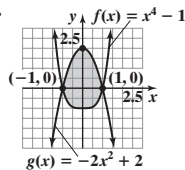
(b) $[-4, -2) \cup [-1, 3) \cup (3, \infty)$

59. $\{x | x > 4\}$; $(4, \infty)$

61. $\{x | x \leq -2 \text{ or } x \geq 2\}$; $(-\infty, -2] \cup [2, \infty)$

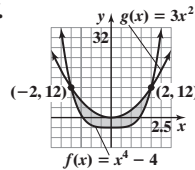
63. $\{x | x < -4 \text{ or } x \geq 2\}$; $(-\infty, -4) \cup [2, \infty)$

65.



$f(x) \leq g(x)$ if $-1 \leq x \leq 1$

67.



$f(x) \leq g(x)$ if $-2 \leq x \leq 2$

69. $(-\infty, -3) \cup (-2, 2) \cup (3, \infty)$

71. Produce at least 250 bicycles

73. (a) The stretch is less than 39 ft.

(b) The ledge should be at least 84 ft above the ground for a 150-lb jumper.

79. $\left[\frac{4}{3}, \infty\right)$ 80. $3x^2y^4(x + 2y)(2x - 3y)$ 81. $y = \frac{2}{3}\sqrt{x}$

82. $(f \cdot g)(x) = \sqrt{9x^2 - 1}$; Domain: $\left[\frac{1}{3}, \infty\right)$ 83. x 84. $C = \frac{1}{L\omega^2}$ 85. x -axis 86. $(0, 4), (1.33, 2.81)$ 87. $\left\{-\frac{1}{3}, 4\right\}$

88. Quotient: $2x - \frac{3}{2}$; Remainder: $\frac{13}{2}$

Historical Problems (page 242)

1. $\left(x - \frac{b}{3}\right)^3 + b\left(x - \frac{b}{3}\right)^2 + c\left(x - \frac{b}{3}\right) + d = 0$

$x^3 - bx^2 + \frac{b^2x}{3} - \frac{b^3}{27} + bx^2 - \frac{2b^2x}{3} + \frac{b^3}{9} + cx - \frac{bc}{3} + d = 0$

$x^3 + \left(c - \frac{b^2}{3}\right)x + \left(\frac{2b^3}{27} - \frac{bc}{3} + d\right) = 0$

Let $p = c - \frac{b^2}{3}$ and $q = \frac{2b^3}{27} - \frac{bc}{3} + d$. Then $x^3 + px + q = 0$.

2. $(H + K)^3 + p(H + K) + q = 0$

$H^3 + 3H^2K + 3HK^2 + K^3 + pH + pK + q = 0$

Let $3HK = -p$.

$H^3 - pH - pK + K^3 + pH + pK + q = 0,$

$H^3 + K^3 = -q$

$$\begin{aligned}
 3. \quad 3HK &= -p \\
 K &= -\frac{p}{3H} \\
 H^3 + \left(-\frac{p}{3H}\right)^3 &= -q \\
 H^3 - \frac{p^3}{27H^3} &= -q \\
 27H^6 - p^3 &= -27qH^3 \\
 27H^6 + 27qH^3 - p^3 &= 0 \\
 H^3 &= \frac{-27q \pm \sqrt{(27q)^2 - 4(27)(-p^3)}}{2 \cdot 27} \\
 H^3 &= \frac{-q}{2} \pm \sqrt{\frac{27^2 q^2}{2^2 (27^2)} + \frac{4(27)p^3}{2^2 (27^2)}} \\
 H^3 &= \frac{-q}{2} \pm \sqrt{\frac{q^2}{4} + \frac{p^3}{27}} \\
 H &= \sqrt[3]{\frac{-q}{2} + \sqrt{\frac{q^2}{4} + \frac{p^3}{27}}}
 \end{aligned}$$

$$\begin{aligned}
 4. \quad H^3 + K^3 &= -q \\
 K^3 &= -q - H^3 \\
 K^3 &= -q - \left[\frac{-q}{2} + \sqrt{\frac{q^2}{4} + \frac{p^3}{27}} \right] \\
 K^3 &= \frac{-q}{2} - \sqrt{\frac{q^2}{4} + \frac{p^3}{27}} \\
 K &= \sqrt[3]{\frac{-q}{2} - \sqrt{\frac{q^2}{4} + \frac{p^3}{27}}}
 \end{aligned}$$

$$\begin{aligned}
 5. \quad x &= H + K \\
 x &= \sqrt[3]{\frac{-q}{2} + \sqrt{\frac{q^2}{4} + \frac{p^3}{27}}} + \sqrt[3]{\frac{-q}{2} - \sqrt{\frac{q^2}{4} + \frac{p^3}{27}}}
 \end{aligned}$$

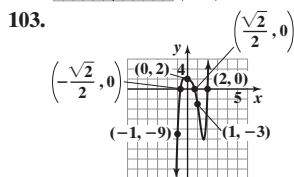
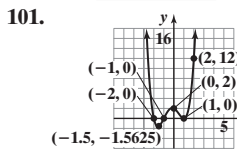
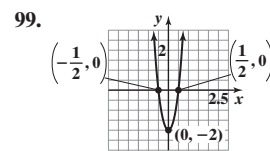
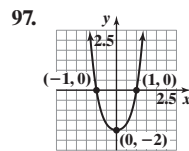
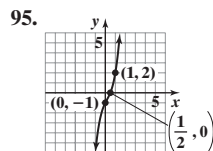
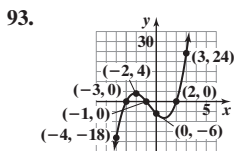
(Note that if we had used the negative root in 3, the result would have been the same.)

$$6. x = 3 \quad 7. x = 2 \quad 8. x = 2$$

Choose the positive root for now.

4.6 Assess Your Understanding (page 242)

5. a 6. f(c) 7. b 8. F 9. 0 10. T 11. $R = f(2) = 8$; no 13. $R = f(2) = -82$; no 15. $R = f(-4) = 0$; yes
 17. $R = f(-4) = 1$; no 19. $R = f\left(\frac{1}{2}\right) = 0$; yes 21. 7; 3 or 1 positive; 2 or 0 negative 23. 6; 2 or 0 positive; 2 or 0 negative
 25. 3; 2 or 0 positive; 1 negative 27. 4; 2 or 0 positive; 2 or 0 negative 29. 5; 0 positive; 3 or 1 negative 31. 6; 1 positive; 1 negative
 33. $\pm 1, \pm \frac{1}{3}$ 35. $\pm 1, \pm 5$ 37. $\pm 1, \pm 3, \pm \frac{1}{9}, \pm \frac{1}{3}$ 39. $\pm 1, \pm 3, \pm 9, \pm \frac{1}{2}, \pm \frac{1}{3}, \pm \frac{1}{6}, \pm \frac{3}{2}, \pm \frac{9}{2}$
 41. $\pm 1, \pm 2, \pm 3, \pm 4, \pm 6, \pm 12, \pm \frac{1}{2}, \pm \frac{3}{2}$ 43. $\pm 1, \pm 2, \pm 4, \pm 5, \pm 10, \pm 20, \pm \frac{1}{2}, \pm \frac{5}{2}, \pm \frac{1}{3}, \pm \frac{2}{3}, \pm \frac{4}{3}, \pm \frac{5}{3}, \pm \frac{10}{3}, \pm \frac{20}{3}, \pm \frac{1}{6}, \pm \frac{5}{6}$
 45. $-3, -1, 2; f(x) = (x + 3)(x + 1)(x - 2)$ 47. $\frac{1}{2}; f(x) = 2\left(x - \frac{1}{2}\right)(x^2 + 1)$ 49. $2, \sqrt{5}, -\sqrt{5}; f(x) = 2(x - 2)(x - \sqrt{5})(x + \sqrt{5})$
 51. $-1, \frac{1}{2}, \sqrt{3}, -\sqrt{3}; f(x) = 2(x + 1)\left(x - \frac{1}{2}\right)(x - \sqrt{3})(x + \sqrt{3})$ 53. 1, multiplicity 2; $-2, -1; f(x) = (x + 2)(x + 1)(x - 1)^2$
 55. $-1, -\frac{1}{4}; f(x) = 4(x + 1)\left(x + \frac{1}{4}\right)(x^2 + 2)$ 57. $\{-1, 2\}$ 59. $\left\{\frac{2}{3}, -1 + \sqrt{2}, -1 - \sqrt{2}\right\}$ 61. $\left\{\frac{1}{3}, \sqrt{5}, -\sqrt{5}\right\}$ 63. $\{-3, -2\}$
 65. $\left\{-\frac{1}{3}\right\}$ 67. $\left\{\frac{1}{2}, 2, 5\right\}$ 69. LB = -2 ; UB = 2 71. LB = -1 ; UB = 1 73. LB = -2 ; UB = 2 75. LB = -1 ; UB = 1
 77. LB = -2 ; UB = 3 79. $f(0) = -1; f(1) = 10$ 81. $f(-5) = -58; f(-4) = 2$ 83. $f(1.4) = -0.17536; f(1.5) = 1.40625$
 85. 0.21 87. -4.04 89. 1.15 91. 2.53



105. $-8, -4, -\frac{7}{3}$ 107. $k = 5$ 109. -7
 111. If $f(x) = x^n - c^n$, then $f(c) = c^n - c^n = 0$, so $x - c$ is a factor of f .
 113. 5 115. 7 in.
 117. All the potential rational zeros are integers, so r either is an integer or is not a rational zero (and is therefore irrational). 119. b

121. Define $f(x) = (x^3) - (1 - x^2) = x^3 + x^2 - 1$. Since $f(0) = -1$ and $f(1) = 1$, there is at least one point in the interval where the two functions have the same y -value, so there is at least one intersection point in the interval.

123. No; by the Rational Zeros Theorem, $\frac{1}{3}$ is not a potential rational zero. 125. No; by the Rational Zeros Theorem, $\frac{2}{3}$ is not a potential rational zero.

126. $f(x) = -3(x - 5)^2 + 71$ 127. $[3, 8)$ 128. $y = \frac{2}{5}x - \frac{3}{5}$ 129. No real solutions. The complex solutions are $3 \pm 3i\sqrt{2}$

130. $[-3, 2]$ and $[5, \infty)$ 131. $(-\infty, -3]$ and $[2, 5]$ 132. -5 and -1 133. $(-5, 0), (-1, 0), (0, 3)$ 134. $(-3, -2), (2, 6)$, and $(5, 1)$

135. Absolute minimum: $f(-3) = -2$; no absolute maximum

4.7 Assess Your Understanding (page 250)

5. one 6. $3 - 4i$ 7. T 8. F 9. $4 + i$ 11. $-i, 3 - i$ 13. $-i, -5i$ 15. $-i$ 17. $4 - 9i, -7 + 2i$ 19. $f(x) = x^4 - 14x^3 + 77x^2 - 200x + 208; a = 1$
 21. $f(x) = x^5 - 4x^4 + 7x^3 - 8x^2 + 6x - 4; a = 1$ 23. $f(x) = x^4 - 6x^3 + 10x^2 - 6x + 9; a = 1$ 25. $-3i, 5$ 27. $4i, -2, \frac{1}{4}$

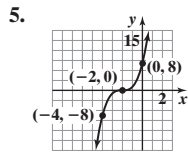
29. $2 + 5i, -3, 6$ 31. $2i, -\sqrt{7}, \sqrt{7}, -\frac{2}{3}$ 33. $1, -\frac{1}{2} - \frac{\sqrt{3}}{2}i, -\frac{1}{2} + \frac{\sqrt{3}}{2}i; f(x) = (x-1)\left(x + \frac{1}{2} + \frac{\sqrt{3}}{2}i\right)\left(x + \frac{1}{2} - \frac{\sqrt{3}}{2}i\right)$
 35. $2, 3 - 2i, 3 + 2i; f(x) = (x-2)(x-3+2i)(x-3-2i)$ 37. $-i, i, -2i, 2i; f(x) = (x+i)(x-i)(x+2i)(x-2i)$
 39. $-5i, 5i, -3, 1; f(x) = (x+5i)(x-5i)(x+3)(x-1)$ 41. $-4, \frac{1}{3}, 2-3i, 2+3i; f(x) = 3(x+4)\left(x - \frac{1}{3}\right)(x-2+3i)(x-2-3i)$
 43. 130 45. (a) $f(x) = (x^2 - \sqrt{2}x + 1)(x^2 + \sqrt{2}x + 1)$ (b) $-\frac{\sqrt{2}}{2} - \frac{\sqrt{2}}{2}i, -\frac{\sqrt{2}}{2} + \frac{\sqrt{2}}{2}i, \frac{\sqrt{2}}{2} - \frac{\sqrt{2}}{2}i, \frac{\sqrt{2}}{2} + \frac{\sqrt{2}}{2}i$

47. Zeros that are complex numbers must occur in conjugate pairs; or a polynomial with real coefficients of odd degree must have at least one real zero.
 49. If the remaining zero were a complex number, its conjugate would also be a zero, creating a polynomial of degree 5.

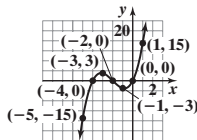
51. 52. -22 53. $6x^3 - 13x^2 - 13x + 20$ 54. $A = 9\pi \text{ ft}^2 (\approx 28.274 \text{ ft}^2); C = 6\pi \text{ ft} (\approx 18.850 \text{ ft})$
 55. $(g/f)(x) = \frac{x(3x-2)}{x+1}$; Domain: $x \neq -1$ and $x \neq 0$ 56. $y = (x+5)^2 - 3$ 57. $[0, \infty)$
 58. $(0, -2\sqrt{3}), (0, 2\sqrt{3}), (4, 0)$ 59. $\frac{x-9}{(x+7)(\sqrt{x}+3)}$ 60. $3x^2 + 3xh + h^2$

Review Exercises (page 254)

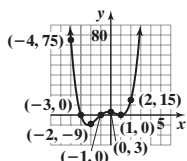
1. Polynomial of degree 5 2. Rational 3. Neither 4. Polynomial of degree 0



8. 1. $y = x^3$
 2. x-intercepts: -4, -2, 0; y-intercept: 0
 3. -4, -2, 0 (all multiplicity 1), crosses
 4. 2
 5. $f(-5) = -15; f(-3) = 3; f(-1) = -3; f(1) = 15$



11. 1. $y = x^4$
 2. x-intercepts: -3, -1, 1; y-intercept: 3
 3. -3, -1 (both multiplicity 1), crosses; 1, multiplicity 2, touches
 4. 3
 5. $f(-4) = 75; f(-2) = -9; f(2) = 15$

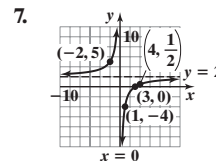


15. 1. $R(x) = \frac{2(x-3)}{x}$; domain: $\{x|x \neq 0\}$ 2. R is in lowest terms 3. no y-intercept; x-intercept: 3

4. R is in lowest terms; vertical asymptote: $x = 0$ 5. Horizontal asymptote: $y = 2$; not intersected

6.

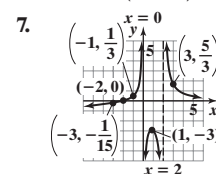
	$\xleftarrow{\hspace{1.5cm}} \underset{0}{\bullet} \hspace{1.5cm} \underset{3}{\bullet} \xrightarrow{\hspace{1.5cm}}$		
Interval	$(-\infty, 0)$	$(0, 3)$	$(3, \infty)$
Number Chosen	-2	1	4
Value of R	$R(-2) = 5$	$R(1) = -4$	$R(4) = \frac{1}{2}$
Location of Graph	Above x-axis	Below x-axis	Above x-axis
Point on Graph	$(-2, 5)$	$(1, -4)$	$(4, \frac{1}{2})$



16. 1. Domain: $\{x|x \neq 0, x \neq 2\}$ 2. H is in lowest terms 3. no y-intercept; x-intercept: -2
 4. H is in lowest terms; vertical asymptotes: $x = 0, x = 2$ 5. Horizontal asymptote: $y = 0$; intersected at $(-2, 0)$

6.

	$\xleftarrow{\hspace{1.5cm}} \underset{-2}{\bullet} \hspace{1.5cm} \underset{0}{\bullet} \hspace{1.5cm} \underset{2}{\bullet} \xrightarrow{\hspace{1.5cm}}$			
Interval	$(-\infty, -2)$	$(-2, 0)$	$(0, 2)$	$(2, \infty)$
Number Chosen	-3	-1	1	3
Value of H	$H(-3) = -\frac{1}{15}$	$H(-1) = \frac{1}{3}$	$H(1) = -3$	$H(3) = \frac{5}{3}$
Location of Graph	Below x-axis	Above x-axis	Below x-axis	Above x-axis
Point on Graph	$(-3, -\frac{1}{15})$	$(-1, \frac{1}{3})$	$(1, -3)$	$(3, \frac{5}{3})$

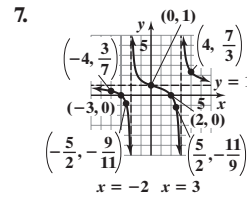


17.1. $R(x) = \frac{(x+3)(x-2)}{(x-3)(x+2)}$; domain: $\{x|x \neq -2, x \neq 3\}$ 2. R is in lowest terms 3. y-intercept: 1; x-intercepts: -3, 2

4. R is in lowest terms; vertical asymptotes: $x = -2, x = 3$ 5. Horizontal asymptote: $y = 1$; intersected at $(0, 1)$

6.

	$← -3$	$← -2$	$← 2$	$← 3$	$→$
Interval	$(-\infty, -3)$	$(-3, -2)$	$(-2, 2)$	$(2, 3)$	$(3, \infty)$
Number Chosen	-4	$-\frac{5}{2}$	0	$\frac{5}{2}$	4
Value of R	$R(-4) = \frac{3}{7}$	$R(-\frac{5}{2}) = -\frac{9}{11}$	$R(0) = 1$	$R(\frac{5}{2}) = -\frac{11}{9}$	$R(4) = \frac{7}{3}$
Location of Graph	Above x-axis	Below x-axis	Above x-axis	Below x-axis	Above x-axis
Point on Graph	$(-4, \frac{3}{7})$	$(-\frac{5}{2}, -\frac{9}{11})$	$(0, 1)$	$(\frac{5}{2}, -\frac{11}{9})$	$(4, \frac{7}{3})$

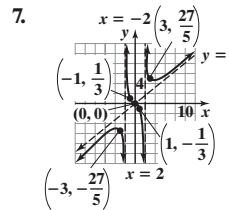


18.1. $F(x) = \frac{x^3}{(x+2)(x-2)}$; domain: $\{x|x \neq -2, x \neq 2\}$ 2. F is in lowest terms 3. y-intercept: 0; x-intercept: 0

4. F is in lowest terms; vertical asymptotes: $x = -2, x = 2$ 5. Oblique asymptote: $y = x$; intersected at $(0, 0)$

6.

	$← -2$	$← 0$	$← 2$	$→$
Interval	$(-\infty, -2)$	$(-2, 0)$	$(0, 2)$	$(2, \infty)$
Number Chosen	-3	-1	1	3
Value of F	$F(-3) = -\frac{27}{5}$	$F(-1) = \frac{1}{3}$	$F(1) = -\frac{1}{3}$	$F(3) = \frac{27}{5}$
Location of Graph	Below x-axis	Above x-axis	Below x-axis	Above x-axis
Point on Graph	$(-3, -\frac{27}{5})$	$(-1, \frac{1}{3})$	$(1, -\frac{1}{3})$	$(3, \frac{27}{5})$

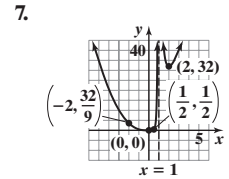


19.1. Domain: $\{x|x \neq 1\}$ 2. R is in lowest terms 3. y-intercept: 0; x-intercept: 0

4. R is in lowest terms; vertical asymptote: $x = 1$ 5. No oblique or horizontal asymptote

6.

	$← 0$	$← 1$	$→$
Interval	$(-\infty, 0)$	$(0, 1)$	$(1, \infty)$
Number Chosen	-2	$\frac{1}{2}$	2
Value of R	$R(-2) = \frac{32}{9}$	$R(\frac{1}{2}) = \frac{1}{2}$	$R(2) = 32$
Location of Graph	Above x-axis	Above x-axis	Above x-axis
Point on Graph	$(-2, \frac{32}{9})$	$(\frac{1}{2}, \frac{1}{2})$	$(2, 32)$

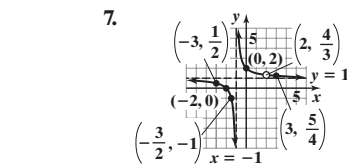


20.1. $G(x) = \frac{(x+2)(x-2)}{(x+1)(x-2)}$; domain: $\{x|x \neq -1, x \neq 2\}$ 2. In lowest terms, $G(x) = \frac{x+2}{x+1}$ 3. y-intercept: 2; x-intercept: -2

4. Vertical asymptote: $x = -1$; hole at $(2, \frac{4}{3})$ 5. Horizontal asymptote: $y = 1$, not intersected

6.

	$← -2$	$← -1$	$← 2$	$→$
Interval	$(-\infty, -2)$	$(-2, -1)$	$(-1, 2)$	$(2, \infty)$
Number Chosen	-3	$-\frac{3}{2}$	0	3
Value of G	$G(-3) = \frac{1}{2}$	$G(-\frac{3}{2}) = -1$	$G(0) = 2$	$G(3) = \frac{5}{4}$
Location of Graph	Above x-axis	Below x-axis	Above x-axis	Above x-axis
Point on Graph	$(-3, \frac{1}{2})$	$(-\frac{3}{2}, -1)$	$(0, 2)$	$(3, \frac{5}{4})$



21. $\{x|x < -2 \text{ or } -1 < x < 2\}$;
 $(-\infty, -2) \cup (-1, 2)$



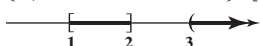
22. $\{x|-4 \leq x \leq -1 \text{ or } x \geq 1\}$
 $[-4, -1] \cup [1, \infty)$




23. $\{x|x < 1 \text{ or } x > 2\}$; $(-\infty, 1) \cup (2, \infty)$



24. $\{x|1 \leq x \leq 2 \text{ or } x > 3\}$; $[1, 2] \cup (3, \infty)$



25. $\{x|x < -4 \text{ or } 2 < x < 4 \text{ or } x > 6\}$; $(-\infty, -4) \cup (2, 4) \cup (6, \infty)$



26. $R = 10$; g is not a factor of f . 27. $R = 0$; g is a factor of f . 28. $f(4) = 47,105$ 29. 4, 2, or 0 positive; 2 or 0 negative 30. 1 positive; 2 or 0 negative

31. $\pm 1, \pm 3, \pm \frac{1}{2}, \pm \frac{3}{2}, \pm \frac{1}{3}, \pm \frac{1}{4}, \pm \frac{3}{4}, \pm \frac{1}{6}, \pm \frac{1}{12}$ 32. -2, 1, 4; $f(x) = (x+2)(x-1)(x-4)$

33. $\frac{1}{2}$, multiplicity 2; -2; $f(x) = 4(x - \frac{1}{2})^2(x+2)$ 34. 2, multiplicity 2; $f(x) = (x-2)^2(x^2+5)$ 35. $\{-3, 2\}$ 36. $\{-3, -1, -\frac{1}{2}, 1\}$

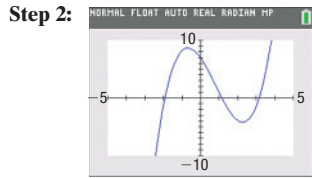
37. LB: -2; UB: 3 38. LB: -3; UB: 5 39. $f(0) = -1$; $f(1) = 1$ 40. $f(0) = -1$; $f(1) = 1$ 41. 1.52 42. 0.93

43. $4 - i$; $f(x) = x^3 - 14x^2 + 65x - 102$ 44. $-i, 1 - i$; $f(x) = x^4 - 2x^3 + 3x^2 - 2x + 2$ 45. -2, 1, 4; $f(x) = (x+2)(x-1)(x-4)$

46. $-2, \frac{1}{2}$ (multiplicity 2); $f(x) = 4(x+2)(x - \frac{1}{2})^2$ 47. 2 (multiplicity 2), $-\sqrt{5}i, \sqrt{5}i$; $f(x) = (x + \sqrt{5}i)(x - \sqrt{5}i)(x - 2)^2$

48. -3, 2, $-\frac{\sqrt{2}}{2}i, \frac{\sqrt{2}}{2}i$; $f(x) = 2(x+3)(x-2)(x + \frac{\sqrt{2}}{2}i)(x - \frac{\sqrt{2}}{2}i)$

49. Step 1: $y = x^3$

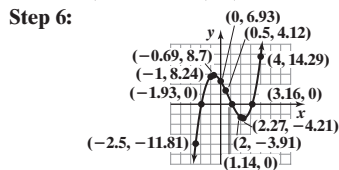


Step 3: x-intercepts: -1.93, 1.14, 3.16
y-intercept: 6.93

Step 4:

X	Y1
-2.5	-11.81
-1	-8.24
-0.69	6.93
0.5	4.12
1.14	0
2	-3.91
2.27	-4.21
3.16	0
4	14.29

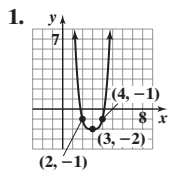
Step 5: $(-0.69, 8.70)$, $(2.27, -4.21)$



Step 7: Range: $(-\infty, \infty)$

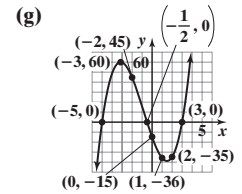
Step 8: Increasing on $(-\infty, -0.69]$ and $[2.27, \infty)$;
Decreasing on $[-0.69, 2.27]$

Chapter Test (page 255)



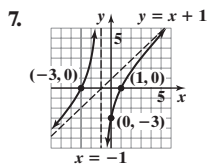
2. (a) 3
(b) $\frac{p}{q}$: $\pm\frac{1}{2}, \pm 1, \pm\frac{3}{2}, \pm\frac{5}{2}, \pm 3, \pm 5, \pm\frac{15}{2}, \pm 15$
(c) $-5, -\frac{1}{2}, 3$; $g(x) = (x + 5)(2x + 1)(x - 3)$
(d) y-intercept: -15 ; x-intercepts: $-5, -\frac{1}{2}, 3$

- (e) Crosses at $-5, -\frac{1}{2}, 3$
(f) $y = 2x^3$



3. $4, -5i, 5i$ 4. $\left\{1, \frac{5 - \sqrt{61}}{6}, \frac{5 + \sqrt{61}}{6}\right\}$ 5. Domain: $\{x|x \neq -10, x \neq 4\}$; asymptotes: $x = -10, y = 2$

6. Domain: $\{x|x \neq -1\}$; asymptotes: $x = -1, y = x + 1$



9. Answers may vary. One possibility is $r(x) = \frac{2(x - 9)(x - 1)}{(x - 4)(x - 9)}$.

10. $f(0) = 8; f(4) = -36$

Since $f(0) = 8 > 0$ and $f(4) = -36 < 0$, the Intermediate Value Theorem guarantees that there is at least one real zero between 0 and 4.


11. $\{x|x < 3 \text{ or } x > 8\}; (-\infty, 3) \cup (8, \infty)$

12. $\{x|x \leq -3 \text{ or } -2 \leq x \leq 0\}; (-\infty, -3] \cup [-2, 0]$

8. Answers may vary. One possibility is $f(x) = x^4 - 4x^3 - 2x^2 + 20x$

Cumulative Review (page 256)

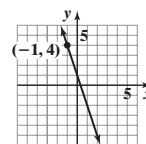
1. $\sqrt{26}$ 2. $\{x|x \leq 0 \text{ or } x \geq 1\}; (-\infty, 0] \text{ or } [1, \infty)$



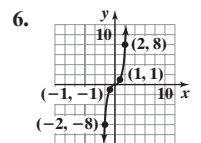
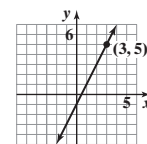
3. $\{x|-1 < x < 4\}; (-1, 4)$



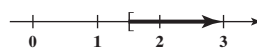
4. $f(x) = -3x + 1$



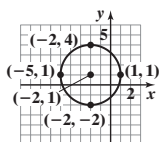
5. $y = 2x - 1$



7. Not a function; 3 has two images. 8. $\{0, 2, 4\}$ 9. $\left\{x \mid x \geq \frac{3}{2}\right\}; \left[\frac{3}{2}, \infty\right)$



10. Center: $(-2, 1)$; radius: 3

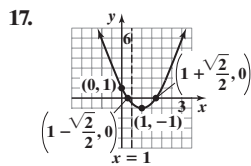
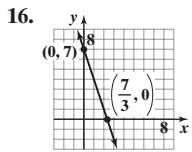


11. x-intercepts: $-3, 0, 3$; y-intercept: 0; symmetric with respect to the origin

12. $y = -\frac{2}{3}x + \frac{17}{3}$ 13. Not a function; it fails the vertical-line test.

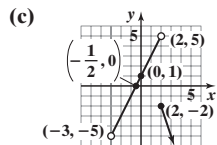
14. (a) 22 (b) $x^2 - 5x - 2$ (c) $-x^2 - 5x + 2$ (d) $9x^2 + 15x - 2$ (e) $2x + h + 5$

15. (a) $\{x|x \neq 1\}$ (b) No; $(2, 7)$ is on the graph. (c) 4; $(3, 4)$ is on the graph. (d) $\frac{7}{4}$; $\left(\frac{7}{4}, 9\right)$ is on the graph.
(e) Rational

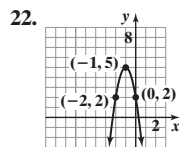


21. (a) Domain: $\{x|x > -3\}$ or $(-3, \infty)$

(b) x-intercept: $-\frac{1}{2}$; y-intercept: 1



(d) Range: $\{y|y < 5\}$ or $(-\infty, 5)$



18. 6; $y = 6x - 1$

19. (a) x-intercepts: $-5, -1, 5$; y-intercept: -3

(b) No symmetry

(c) Neither

(d) Increasing: $(-\infty, -3]$ and $[2, \infty)$; decreasing: $[-3, 2]$

(e) A local maximum value of 5 occurs at $x = -3$.

(f) A local minimum value of -6 occurs at $x = 2$.

20. Odd

23. (a) $(f + g)(x) = x^2 - 9x - 6$; domain: all real numbers

(b) $\left(\frac{f}{g}\right)(x) = \frac{x^2 - 5x + 1}{-4x - 7}$; domain: $\left\{x \mid x \neq -\frac{7}{4}\right\}$

24. (a) $R(x) = -\frac{1}{10}x^2 + 150x$

(b) \$14,000

(c) 750; \$56,250

(d) \$75

CHAPTER 5 Exponential and Logarithmic Functions

5.1 Assess Your Understanding (page 263)

4. composite function; $f(g(x))$ 5. F 6. c 7. a 8. F 9. (a) -1 (b) -1 (c) 8 (d) 0 (e) 8 (f) -7 11. (a) 4 (b) 5 (c) -1 (d) -2

13. (a) 98 (b) 49 (c) 4 (d) 4 15. (a) 197 (b) $-\frac{835}{2}$ (c) 197 (d) $-\frac{3}{2}$ 17. (a) $2\sqrt{5}$ (b) $5\sqrt{2}$ (c) 1 (d) 0 19. (a) $\frac{1}{25}$ (b) $\frac{1}{13}$ (c) 1

(d) $\frac{81}{730}$ 21. (a) $\frac{3}{\sqrt[3]{4} + 1}$ (b) 1 (c) $\frac{6}{5}$ (d) 0 23. (a) $(f \circ g)(x) = 8x + 3$; all real numbers (b) $(g \circ f)(x) = 8x + 12$; all real numbers

(c) $(f \circ f)(x) = 4x + 9$; all real numbers (d) $(g \circ g)(x) = 16x$; all real numbers 25. (a) $(f \circ g)(x) = 3x^2 - 1$; all real numbers

(b) $(g \circ f)(x) = 9x^2 - 6x + 1$; all real numbers (c) $(f \circ f)(x) = 9x - 4$; all real numbers (d) $(g \circ g)(x) = x^4$; all real numbers

27. (a) $(f \circ g)(x) = x^4 + 8x^2 + 16$; all real numbers (b) $(g \circ f)(x) = x^4 + 4$; all real numbers (c) $(f \circ f)(x) = x^4$; all real numbers

(d) $(g \circ g)(x) = x^4 + 8x^2 + 20$; all real numbers 29. (a) $(f \circ g)(x) = \frac{3x}{2-x}$; $\{x|x \neq 0, x \neq 2\}$ (b) $(g \circ f)(x) = \frac{2(x-1)}{3}$; $\{x|x \neq 1\}$

(c) $(f \circ f)(x) = \frac{3(x-1)}{4-x}$; $\{x|x \neq 1, x \neq 4\}$ (d) $(g \circ g)(x) = x$; $\{x|x \neq 0\}$ 31. (a) $(f \circ g)(x) = \frac{4}{4+x}$; $\{x|x \neq -4, x \neq 0\}$

(b) $(g \circ f)(x) = \frac{-4(x-1)}{x}$; $\{x|x \neq 0, x \neq 1\}$ (c) $(f \circ f)(x) = x$; $\{x|x \neq 1\}$ (d) $(g \circ g)(x) = x$; $\{x|x \neq 0\}$

33. (a) $(f \circ g)(x) = \sqrt{2x+5}$; $\{x|x \geq -\frac{5}{2}\}$ (b) $(g \circ f)(x) = 2\sqrt{x} + 5$; $\{x|x \geq 0\}$ (c) $(f \circ f)(x) = \sqrt[4]{x}$; $\{x|x \geq 0\}$

(d) $(g \circ g)(x) = 4x + 15$; all real numbers 35. (a) $(f \circ g)(x) = x$; $\{x|x \geq 7\}$ (b) $(g \circ f)(x) = |x|$; all real numbers

(c) $(f \circ f)(x) = x^4 + 14x^2 + 56$; all real numbers (d) $(g \circ g)(x) = \sqrt{\sqrt{x-7}-7}$; $\{x|x \geq 56\}$ 37. (a) $(f \circ g)(x) = -\frac{4x-17}{2x-1}$; $\{x|x \neq \frac{1}{2}, x \neq 3\}$

(b) $(g \circ f)(x) = -\frac{3x-3}{2x+8}$; $\{x|x \neq -4, x \neq -1\}$ (c) $(f \circ f)(x) = -\frac{2x+5}{x-2}$; $\{x|x \neq -1, x \neq 2\}$ (d) $(g \circ g)(x) = -\frac{3x-4}{2x-11}$; $\{x|x \neq \frac{11}{2}, x \neq 3\}$

39. $(f \circ g)(x) = f(g(x)) = f\left(\frac{1}{2}x\right) = 2 \cdot \frac{1}{2}x = x$; $(g \circ f)(x) = g(f(x)) = g(2x) = \frac{1}{2} \cdot 2x = x$

41. $(f \circ g)(x) = f(g(x)) = f(\sqrt[3]{x}) = (\sqrt[3]{x})^3 = x$; $(g \circ f)(x) = g(f(x)) = g(x^3) = \sqrt[3]{x^3} = x$

43. $(f \circ g)(x) = f(g(x)) = f\left(\frac{1}{9}(x+6)\right) = 9 \cdot \frac{1}{9}(x+6) - 6 = x + 6 - 6 = x$; $(g \circ f)(x) = g(f(x)) = g(9x-6) = \frac{1}{9}(9x-6+6) = \frac{1}{9} \cdot 9x = x$

45. $(f \circ g)(x) = f(g(x)) = f\left(\frac{1}{a}(x-b)\right) = a\left[\frac{1}{a}(x-b)\right] + b = x$; $(g \circ f)(x) = g(f(x)) = g(ax+b) = \frac{1}{a}(ax+b-b) = x$

47. $f(x) = x^4$; $g(x) = 2x + 3$ (Other answers are possible.) 49. $f(x) = \sqrt{x}$; $g(x) = x^2 + 1$ (Other answers are possible.)

51. $f(x) = |x|$; $g(x) = 2x + 1$ (Other answers are possible.) 53. $(f \circ g)(x) = 11$; $(g \circ f)(x) = 2$ 55. $-3, 3$ 57. (a) $(f \circ g)(x) = acx + ad + b$

(b) $(g \circ f)(x) = acx + bc + d$ (c) The domains of both $f \circ g$ and $g \circ f$ are all real numbers. (d) $f \circ g = g \circ f$ when $ad + b = bc + d$

59. $S(t) = \frac{16}{9}\pi t^6$ 61. $C(t) = 15,000 + 800,000t - 40,000t^2$ 63. $C(p) = \frac{2\sqrt{100-p}}{25} + 600, 0 \leq p \leq 100$ 65. $V(r) = 2\pi r^3$

67. (a) $f(x) = 0.8101x$ (b) $g(x) = 132.317x$ (c) $g(f(x)) = 107.1900017x$ (d) 107,190.0017 yen 69. (a) $f(p) = p - 200$

(b) $g(p) = 0.8p$ (c) $(f \circ g)(p) = 0.8p - 200$; $(g \circ f)(p) = 0.8p - 160$; The 20% discount followed by the \$200 rebate is the better deal.

71. $-2\sqrt{2}, -\sqrt{3}, 0, \sqrt{3}, 2\sqrt{2}$ 73. 15

75. f is an odd function, so $f(-x) = -f(x)$. g is an even function, so $g(-x) = g(x)$. Then $(f \circ g)(-x) = f(g(-x)) = f(g(x)) = (f \circ g)(x)$.

So $f \circ g$ is even. Also, $(g \circ f)(-x) = g(f(-x)) = g(-f(x)) = g(f(x)) = (g \circ f)(x)$, so $g \circ f$ is even. 77. -5

79. $(f + g)(x) = 4x + 3$; Domain: all real numbers; $(f - g)(x) = 2x + 13$; Domain: all real numbers; $(f \cdot g)(x) = 3x^2 - 7x - 40$;

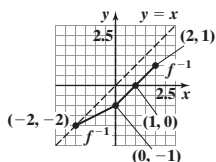
Domain: all real numbers; $\left(\frac{f}{g}\right)(x) = \frac{3x+8}{x-5}$; Domain: $\{x|x \neq 5\}$

80. $\frac{1}{4}$ 81. Domain: $\{x|x \neq 3\}$; Vertical asymptote: $x = 3$; Oblique asymptote: $y = x + 9$ 82. Vertex: $(3, 8)$; Axis of symmetry: $x = 3$; Concave down
 83. $-1 \leq x \leq 7$ 84. $b = \sqrt{3}$ 85. $(-4, 11), (-1, 5)$ 86. $5\sqrt{10}$ 87. $-\frac{3}{(x+1)(c+1)}$ 88. $\{-\sqrt{6}, 0, \sqrt{6}\}$

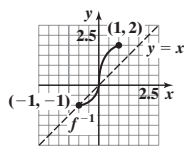
5.2 Assess Your Understanding (page 275)

5. $f(x_1) \neq f(x_2)$ 6. one-to-one 7. 3 8. $y = x$ 9. $[4, \infty)$ 10. T 11. a 12. d 13. one-to-one 15. not one-to-one
 17. not one-to-one 19. one-to-one 21. one-to-one 23. not one-to-one 25. one-to-one

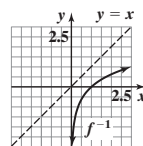
27.



29.



31.



$$33. f(g(x)) = f\left(\frac{1}{3}(x-4)\right) = 3 \cdot \frac{1}{3}(x-4) + 4 = x - 4 + 4 = x$$

$$g(f(x)) = g(3x+4) = \frac{1}{3}[(3x+4) - 4] = \frac{1}{3} \cdot 3x = x$$

$$37. f(g(x)) = f(\sqrt[3]{x+8}) = (\sqrt[3]{x+8})^3 - 8 = x + 8 - 8 = x$$

$$g(f(x)) = g(x^3 - 8) = \sqrt[3]{(x^3 - 8) + 8} = \sqrt[3]{x^3} = x$$

$$41. f(g(x)) = f\left(\frac{4x-3}{2-x}\right) = \frac{2 \cdot \frac{4x-3}{2-x} + 3}{\frac{4x-3}{2-x} + 4} = \frac{2(4x-3) + 3(2-x)}{4x-3 + 4(2-x)} = \frac{5x}{5} = x, x \neq 2$$

$$g(f(x)) = g\left(\frac{2x+3}{x+4}\right) = \frac{4 \cdot \frac{2x+3}{x+4} - 3}{2 - \frac{2x+3}{x+4}} = \frac{4(2x+3) - 3(x+4)}{2(x+4) - (2x+3)} = \frac{5x}{5} = x, x \neq -4$$

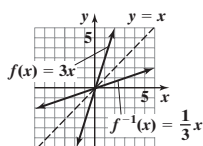
$$43. (a) f^{-1}(x) = \frac{1}{3}x$$

$$f(f^{-1}(x)) = f\left(\frac{1}{3}x\right) = 3 \cdot \frac{1}{3}x = x$$

$$f^{-1}(f(x)) = f^{-1}(3x) = \frac{1}{3} \cdot 3x = x$$

- (b) Domain of f = Range of f^{-1} = All real numbers
 Range of f = Domain of f^{-1} = All real numbers

(c)



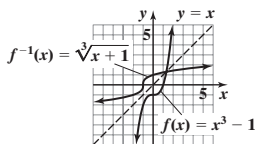
$$47. (a) f^{-1}(x) = \sqrt[3]{x+1}$$

$$f(f^{-1}(x)) = f(\sqrt[3]{x+1}) = (\sqrt[3]{x+1})^3 - 1 = x$$

$$f^{-1}(f(x)) = f^{-1}(x^3 - 1) = \sqrt[3]{(x^3 - 1) + 1} = x$$

- (b) Domain of f = Range of f^{-1} = All real numbers
 Range of f = Domain of f^{-1} = All real numbers

(c)



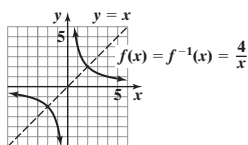
$$51. (a) f^{-1}(x) = \frac{4}{x}$$

$$f(f^{-1}(x)) = f\left(\frac{4}{x}\right) = \frac{4}{\frac{4}{x}} = x$$

$$f^{-1}(f(x)) = f^{-1}\left(\frac{4}{x}\right) = \frac{4}{\frac{4}{x}} = x$$

- (b) Domain of f = Range of f^{-1} = $\{x|x \neq 0\}$
 Range of f = Domain of f^{-1} = $\{x|x \neq 0\}$

(c)



$$35. f(g(x)) = f\left(\frac{x}{4} + 2\right) = 4\left(\frac{x}{4} + 2\right) - 8 = x + 8 - 8 = x$$

$$g(f(x)) = g(4x - 8) = \frac{4x - 8}{4} + 2 = x - 2 + 2 = x$$

$$39. f(g(x)) = f\left(\frac{1}{x}\right) = \frac{1}{\frac{1}{x}} = x, x \neq 0, g(f(x)) = g\left(\frac{1}{x}\right) = \frac{1}{\frac{1}{x}} = x, x \neq 0$$

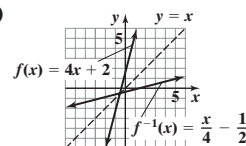
$$45. (a) f^{-1}(x) = \frac{x}{4} - \frac{1}{2}$$

$$f(f^{-1}(x)) = f\left(\frac{x}{4} - \frac{1}{2}\right) = 4\left(\frac{x}{4} - \frac{1}{2}\right) + 2 = x - 2 + 2 = x$$

$$f^{-1}(f(x)) = f^{-1}(4x + 2) = \frac{4x + 2}{4} - \frac{1}{2} = x + \frac{1}{2} - \frac{1}{2} = x$$

- (b) Domain of f = Range of f^{-1} = All real numbers
 Range of f = Domain of f^{-1} = All real numbers

(c)



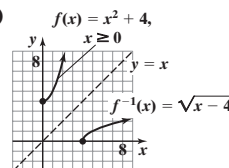
$$49. (a) f^{-1}(x) = \sqrt{x-4}, x \geq 4$$

$$f(f^{-1}(x)) = f(\sqrt{x-4}) = (\sqrt{x-4})^2 + 4 = x$$

$$f^{-1}(f(x)) = f^{-1}(x^2 + 4) = \sqrt{(x^2 + 4) - 4} = \sqrt{x^2} = x, x \geq 0$$

- (b) Domain of f = Range of f^{-1} = $\{x|x \geq 0\}$
 Range of f = Domain of f^{-1} = $\{x|x \geq 4\}$

(c)



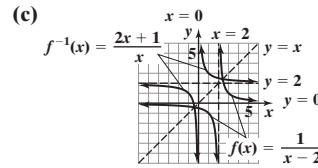
53. (a) $f^{-1}(x) = \frac{2x+1}{x}$

$$f(f^{-1}(x)) = f\left(\frac{2x+1}{x}\right) = \frac{1}{\frac{2x+1}{x} - 2} = \frac{x}{2x+1-2x} = x$$

$$f^{-1}(f(x)) = f^{-1}\left(\frac{1}{x-2}\right) = \frac{2 \cdot \frac{1}{x-2} + 1}{\frac{1}{x-2}} = \frac{2+x-2}{1} = x$$

(b) Domain of $f = \text{Range of } f^{-1} = \{x|x \neq 2\}$

Range of $f = \text{Domain of } f^{-1} = \{x|x \neq 0\}$



55. (a) $f^{-1}(x) = \frac{2-3x}{x}$

$$f(f^{-1}(x)) = f\left(\frac{2-3x}{x}\right) = \frac{2}{3 + \frac{2-3x}{x}} = \frac{2x}{3x+2-3x} = \frac{2x}{2} = x$$

$$f^{-1}(f(x)) = f^{-1}\left(\frac{2}{3+x}\right) = \frac{2-3 \cdot \frac{2}{3+x}}{\frac{2}{3+x}} = \frac{2(3+x)-3 \cdot 2}{2} = \frac{2x}{2} = x$$

(b) Domain of $f = \text{Range of } f^{-1} = \{x|x \neq -3\}$

Range of $f = \text{Domain of } f^{-1} = \{x|x \neq 0\}$

57. (a) $f^{-1}(x) = \frac{-2x}{x-3}$

$$f(f^{-1}(x)) = f\left(\frac{-2x}{x-3}\right) = \frac{3 \cdot \frac{-2x}{x-3}}{\frac{-2x}{x-3} + 2} = \frac{3(-2x)}{-2x+2(x-3)} = \frac{-6x}{-6} = x$$

$$f^{-1}(f(x)) = f^{-1}\left(\frac{3x}{x+2}\right) = \frac{-2 \cdot \frac{3x}{x+2}}{\frac{3x}{x+2} - 3} = \frac{-2 \cdot 3x}{3x-3(x+2)} = \frac{-6x}{-6} = x$$

(b) Domain of $f = \text{Range of } f^{-1} = \{x|x \neq -2\}$; Range of $f = \text{Domain of } f^{-1} = \{x|x \neq 3\}$

59. (a) $f^{-1}(x) = \frac{x}{3x-2}$

$$f(f^{-1}(x)) = f\left(\frac{x}{3x-2}\right) = \frac{2 \cdot \frac{x}{3x-2}}{3 \cdot \frac{x}{3x-2} - 1} = \frac{2x}{3x - (3x-2)} = \frac{2x}{2} = x$$

$$f^{-1}(f(x)) = f^{-1}\left(\frac{2x}{3x-1}\right) = \frac{\frac{2x}{3x-1}}{3 \cdot \frac{2x}{3x-1} - 2} = \frac{2x}{6x - 2(3x-1)} = \frac{2x}{2} = x$$

(b) Domain of $f = \text{Range of } f^{-1} = \left\{x \mid x \neq \frac{1}{3}\right\}$; Range of $f = \text{Domain of } f^{-1} = \left\{x \mid x \neq \frac{2}{3}\right\}$

61. (a) $f^{-1}(x) = \frac{3x+4}{2x-3}$

$$f(f^{-1}(x)) = f\left(\frac{3x+4}{2x-3}\right) = \frac{3 \cdot \frac{3x+4}{2x-3} + 4}{2 \cdot \frac{3x+4}{2x-3} - 3} = \frac{3(3x+4) + 4(2x-3)}{2(3x+4) - 3(2x-3)} = \frac{17x}{17} = x$$

$$f^{-1}(f(x)) = f^{-1}\left(\frac{3x+4}{2x-3}\right) = \frac{3 \cdot \frac{3x+4}{2x-3} + 4}{2 \cdot \frac{3x+4}{2x-3} - 3} = \frac{3(3x+4) + 4(2x-3)}{2(3x+4) - 3(2x-3)} = \frac{17x}{17} = x$$

(b) Domain of $f = \text{Range of } f^{-1} = \left\{x \mid x \neq \frac{3}{2}\right\}$; Range of $f = \text{Domain of } f^{-1} = \left\{x \mid x \neq \frac{3}{2}\right\}$

63. (a) $f^{-1}(x) = \frac{-2x+3}{x-2}$

$$f(f^{-1}(x)) = f\left(\frac{-2x+3}{x-2}\right) = \frac{2 \cdot \frac{-2x+3}{x-2} + 3}{\frac{-2x+3}{x-2} + 2} = \frac{2(-2x+3) + 3(x-2)}{-2x+3+2(x-2)} = \frac{-x}{-1} = x$$

$$f^{-1}(f(x)) = f^{-1}\left(\frac{2x+3}{x+2}\right) = \frac{-2 \cdot \frac{2x+3}{x+2} + 3}{\frac{2x+3}{x+2} - 2} = \frac{-2(2x+3) + 3(x+2)}{2x+3-2(x+2)} = \frac{-x}{-1} = x$$

(b) Domain of $f = \text{Range of } f^{-1} = \{x|x \neq -2\}$; Range of $f = \text{Domain of } f^{-1} = \{x|x \neq 2\}$

$$65. \text{(a)} f^{-1}(x) = \frac{2}{\sqrt{1-2x}}$$

$$f(f^{-1}(x)) = f\left(\frac{2}{\sqrt{1-2x}}\right) = \frac{\frac{4}{1-2x} - 4}{2 \cdot \frac{4}{1-2x}} = \frac{4 - 4(1-2x)}{2 \cdot 4} = \frac{8x}{8} = x$$

$$f^{-1}(f(x)) = f^{-1}\left(\frac{x^2-4}{2x^2}\right) = \frac{2}{\sqrt{1-2 \cdot \frac{x^2-4}{2x^2}}} = \frac{2}{\sqrt{\frac{4}{x^2}}} = \sqrt{x^2} = x, \text{ since } x > 0$$

$$\text{(b) Domain of } f = \text{Range of } f^{-1} = \{x \mid x > 0\}; \text{ Range of } f = \text{Domain of } f^{-1} = \left\{x \mid x < \frac{1}{2}\right\}$$

$$67. \text{(a)} f^{-1}(x) = (x+4)^{\frac{2}{3}}, x \geq -4$$

$$f(f^{-1}(x)) = f\left((x+4)^{\frac{2}{3}}\right) = \left((x+4)^{\frac{2}{3}}\right)^{\frac{3}{2}} - 4 = x + 4 - 4 = x$$

$$f^{-1}(f(x)) = f^{-1}(x^{\frac{3}{2}} - 4) = \left((x^{\frac{3}{2}} - 4) + 4\right)^{\frac{3}{2}} = (x^{\frac{3}{2}})^{\frac{3}{2}} = x, \text{ since } x \geq 0$$

$$\text{(b) Domain of } f = \text{Range of } f^{-1} = \{x \mid x \geq 0\}; \text{ Domain of } f^{-1} = \text{Range of } f = \{x \mid x \geq -4\}$$

$$69. \text{(a)} f^{-1}(x) = \sqrt[5]{x^3 + 2}$$

$$f(f^{-1}(x)) = f\left(\sqrt[5]{x^3 + 2}\right) = \sqrt[3]{\left(\sqrt[5]{x^3 + 2}\right)^5 - 2} = \sqrt[3]{x^3 + 2 - 2} = \sqrt[3]{x^3} = x$$

$$f^{-1}(f(x)) = f^{-1}\left(\sqrt[3]{x^5 - 2}\right) = \sqrt[5]{\left(\sqrt[3]{x^5 - 2}\right)^3 + 2} = \sqrt[5]{x^5 - 2 + 2} = \sqrt[5]{x^5} = x$$

$$\text{(b) Domain of } f = \text{Range of } f^{-1} = \text{All Real Numbers}; \\ \text{Domain of } f^{-1} = \text{Range of } f = \text{All Real Numbers}$$

$$71. \text{(a)} f^{-1}(x) = 3\sqrt{x-2} + 1, x \geq 2$$

$$f(f^{-1}(x)) = f(3\sqrt{x-2} + 1) = \frac{1}{9}[(3\sqrt{x-2} + 1) - 1]^2 + 2 = \frac{1}{9}[3\sqrt{x-2}]^2 + 2 = \frac{1}{9} \cdot 9(x-2) + 2 = x - 2 + 2 = x$$

$$f^{-1}(f(x)) = f^{-1}\left(\frac{1}{9}(x-1)^2 + 2\right) = 3\sqrt{\frac{1}{9}(x-1)^2 + 2 - 2} + 1 = 3\sqrt{\frac{1}{9}(x-1)^2} + 1 = 3 \cdot \frac{1}{3}(x-1) + 1 = x - 1 + 1 = x$$

$$\text{(b) Domain of } f = \text{Range of } f^{-1} = \{x \mid x \geq 1\}; \text{ Domain of } f^{-1} = \text{Range of } f = \{x \mid x \geq 2\}$$

$$73. \text{(a)} 0 \quad \text{(b)} 2 \quad \text{(c)} 0 \quad \text{(d)} 1 \quad 75. 7 \quad 77. \text{Domain of } f^{-1}: [-2, \infty); \text{range of } f^{-1}: [5, \infty) \quad 79. \text{Domain of } g^{-1}: [0, \infty); \text{range of } g^{-1}: (-\infty, 0]$$

$$81. \text{Increasing on the interval } [f(0), f(5)] \quad 83. f^{-1}(x) = \frac{1}{m}(x-b), m \neq 0 \quad 85. \text{Quadrant I}$$

$$87. \text{Possible answer: } f(x) = |x|, x \geq 0, \text{ is one-to-one; } f^{-1}(x) = x, x \geq 0$$

$$89. \text{(a)} r(d) = \frac{d + 90.39}{6.97}$$

$$\text{(b)} r(d(r)) = \frac{6.97r - 90.39 + 90.39}{6.97} = \frac{6.97r}{6.97} = r$$

$$d(r(d)) = 6.97 \cdot \frac{d + 90.39}{6.97} - 90.39 = d + 90.39 - 90.39 = d$$

$$\text{(c)} 56 \text{ miles per hour}$$

$$91. \text{(a)} 77.6 \text{ kg}$$

$$\text{(b)} h(W) = \frac{W - 50}{2.3} + 60 = \frac{W + 88}{2.3}$$

$$\text{(c)} h(W(h)) = \frac{50 + 2.3(h - 60) + 88}{2.3} = \frac{2.3h}{2.3} = h$$

$$W(h(W)) = 50 + 2.3\left(\frac{W + 88}{2.3} - 60\right) = 50 + W + 88 - 138 = W$$

$$\text{(d)} 73 \text{ inches}$$

$$93. \text{(a)} \{g \mid 38,700 < g \leq 82,500\}$$

$$\text{(b)} \{T \mid 4453.50 < T \leq 14,089.50\}$$

$$\text{(c)} g(T) = \frac{T - 4453.50}{0.22} + 38,700$$

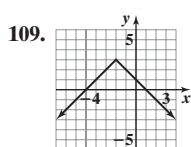
$$\text{Domain: } \{T \mid 4453.50 < T \leq 14,089.50\}$$

$$\text{Range: } \{g \mid 38,700 < g \leq 82,500\}$$

$$99. \text{(a) Domain: } (-\infty, \infty); \text{ Range: } (-\infty, 3) \cup [4, \infty)$$

$$\text{(b)} f^{-1}(x) = \begin{cases} \frac{x-3}{2} & \text{if } x < 3 \\ \frac{x-4}{3} & \text{if } x \geq 4 \end{cases}$$

$$\text{(c) Domain: } (-\infty, 3) \cup [4, \infty); \text{ Range: } (-\infty, \infty)$$



$$110. \text{Domain: } \left\{x \mid x \neq -\frac{3}{2}, x \neq 2\right\}; \text{Vertical asymptote: } x = -\frac{3}{2}, \text{Horizontal asymptote: } y = 3$$

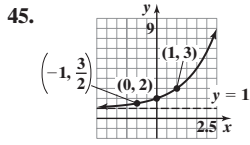
$$111. (x+3)^2 + (y-5)^2 = 49 \quad 112. y = -2x - 7 \quad 113. \text{Even} \quad 114. D = \frac{y-2x}{2y-x}$$

$$115. -16 \quad 116. \frac{2}{\sqrt{2x+2h+3} + \sqrt{2x+3}}$$

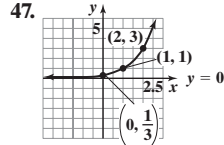
5.3 Assess Your Understanding (page 290)

8. exponential function; growth factor; initial value 9. a 10. T 11. T 12. $(-1, \frac{1}{a})$; $(0, 1)$; $(1, a)$ 13. 4 14. F 15. b 16. c

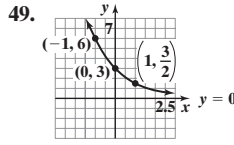
17. (a) 8.815 (b) 8.821 (c) 8.824 (d) 8.825 19. (a) 21.217 (b) 22.217 (c) 22.440 (d) 22.459 21. 1.265 23. 0.347 25. 3.320 27. 149.952
29. Neither 31. Exponential; $H(x) = 4^x$ 33. Exponential; $f(x) = 3 \cdot 2^x$ 35. Linear; $H(x) = 2x + 4$ 37. B 39. D 41. A 43. E



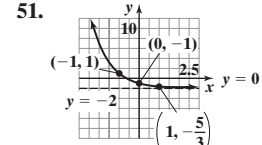
45. Domain: All real numbers
Range: $\{y|y > 1\}$ or $(1, \infty)$
Horizontal asymptote: $y = 1$
y-intercept: 2



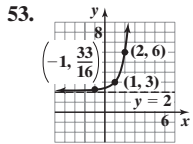
47. Domain: All real numbers
Range: $\{y|y > 0\}$ or $(0, \infty)$
Horizontal asymptote: $y = 0$
y-intercept: $\frac{1}{3}$



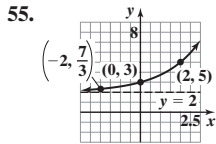
49. Domain: All real numbers
Range: $\{y|y > 0\}$ or $(0, \infty)$
Horizontal asymptote: $y = 0$
y-intercept: 3



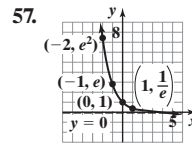
51. Domain: All real numbers
Range: $\{y|y > -2\}$ or $(-2, \infty)$
Horizontal asymptote: $y = -2$
y-intercept: -1



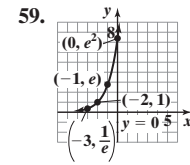
53. Domain: All real numbers
Range: $\{y|y > 2\}$ or $(2, \infty)$
Horizontal asymptote: $y = 2$
y-intercept: $\frac{9}{4}$



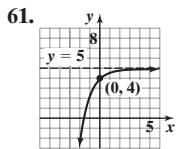
55. Domain: All real numbers
Range: $\{y|y > 2\}$ or $(2, \infty)$
Horizontal asymptote: $y = 2$
y-intercept: 3



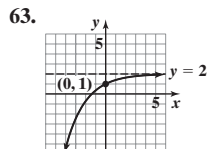
57. Domain: All real numbers
Range: $\{y|y > 0\}$ or $(0, \infty)$
Horizontal asymptote: $y = 0$
y-intercept: 1



59. Domain: All real numbers
Range: $\{y|y > 0\}$ or $(0, \infty)$
Horizontal asymptote: $y = 0$
y-intercept: e^2



61. Domain: All real numbers
Range: $\{y|y < 5\}$ or $(-\infty, 5)$
Horizontal asymptote: $y = 5$
y-intercept: 4



63. Domain: All real numbers
Range: $\{y|y < 2\}$ or $(-\infty, 2)$
Horizontal asymptote: $y = 2$
y-intercept: 1

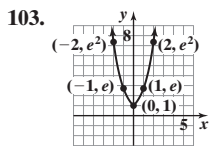
65. $\{5\}$ 67. $\{-4\}$ 69. $\{2\}$ 71. $\{\frac{7}{2}\}$ 73. $\{-\sqrt{2}, 0, \sqrt{2}\}$

75. $\{3\}$ 77. $\{-1, 7\}$ 79. $\{-4, 2\}$ 81. $\{-4\}$ 83. $\{1, 2\}$ 85. $\frac{1}{49}$

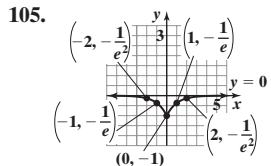
87. $\frac{1}{4}$ 89. 5 91. $f(x) = 3^x$ 93. $f(x) = -6^x$ 95. $f(x) = 3^x + 2$

97. (a) 16; (4, 16) (b) -4; $(-4, \frac{1}{16})$ 99. (a) $\frac{9}{4}$; $(-1, \frac{9}{4})$ (b) 3; (3, 66)

101. (a) 60; (-6, 60) (b) -4; (-4, 12) (c) -2



103. Domain: $(-\infty, \infty)$
Range: $[1, \infty)$
Intercept: (0, 1)

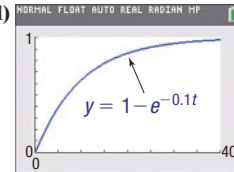


105. Domain: $(-\infty, \infty)$
Range: $[-1, 0)$
Intercept: (0, -1)

107. (a) 74% (b) 47% (c) Each pane allows only 97% of light to pass through.

109. (a) \$16,231 (b) \$8626 (c) As each year passes, the sedan is worth 90% of its value the previous year. 111. (a) 30% (b) 9% (c) Each year only 30% of the previous survivors survive again. 113. 3.35 mg; 0.45 mg

115. (a) 0.632 (b) 0.982 (c) 1 (d) (e) About 7 min



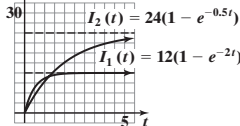
117. (a) 0.0516 (b) 0.0888 119. (a) 70.95% (b) 72.62% (c) 100% 125.

121. (a) 5.41 amp, 7.59 amp, 10.38 amp (b) 12 amp

(d) 3.34 amp, 5.31 amp, 9.44 amp

(e) 24 amp

(c), (f) $I_1(t) = 12(1 - e^{-2t})$

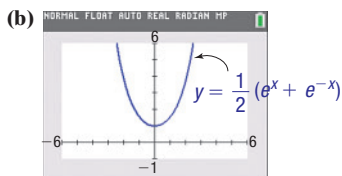


123. 36

127. $f(A + B) = a^{A+B} = a^A \cdot a^B = f(A) \cdot f(B)$ 129. $f(ax) = a^{ax} = (a^x)^a = [f(x)]^a$

Final Denominator	Value of Expression	Compare Value to $e \approx 2.718281828$
1 + 1	2.5	$2.5 < e$
2 + 2	2.8	$2.8 > e$
3 + 3	2.7	$2.7 < e$
4 + 4	2.721649485	$2.721649485 > e$
5 + 5	2.717770035	$2.717770035 < e$
6 + 6	2.718348855	$2.718348855 > e$

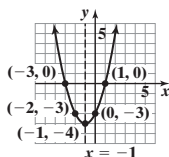
131. (a) $f(-x) = \frac{1}{2}(e^{-x} + e^{-(-x)})$
 $= \frac{1}{2}(e^{-x} + e^x)$
 $= \frac{1}{2}(e^x + e^{-x})$
 $= f(x)$



(c) $(\cosh x)^2 - (\sinh x)^2$
 $= \left[\frac{1}{2}(e^x + e^{-x})\right]^2 - \left[\frac{1}{2}(e^x - e^{-x})\right]^2$
 $= \frac{1}{4}[e^{2x} + 2 + e^{-2x} - e^{2x} + 2 - e^{-2x}]$
 $= \frac{1}{4} \cdot 4 = 1$

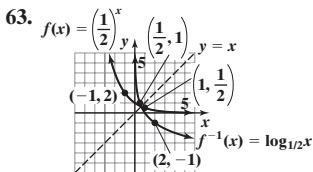
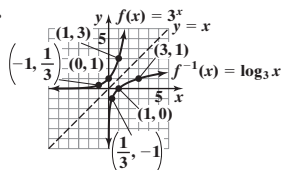
133. {1, 2} 135. 59 minutes 139. $a^{-x} = (a^{-1})^x = \left(\frac{1}{a}\right)^x$ 140. $(-\infty, -5] \cup [-2, 2]$ 141. $(2, \infty)$ 142. $f(x) = -2x^2 + 12x - 13$

143. (a) (b) Domain: $(-\infty, \infty)$; Range: $[-4, \infty)$ 144. $\left\{\frac{3}{2}\right\}$ 145. $x^2 + y^2 = 1$ 146. {16, 144}

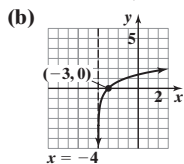


5.4 Assess Your Understanding (page 304)

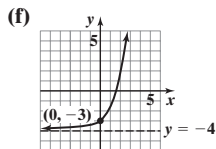
3. $\{x|x > 0\}$ or $(0, \infty)$ 4. $\left(\frac{1}{a}, -1\right)$, $(1, 0)$, $(a, 1)$ 5. 1 6. F 7. T 8. a 9. c 10. b 11. $2 = \log_3 9$ 13. $2 = \log_a 1.6$ 15. $x = \log_2 7.2$
 17. $x = \ln 8$ 19. $2^3 = 8$ 21. $a^6 = 3$ 23. $3^x = 2$ 25. $e^x = 4$ 27. 0 29. 2 31. -3 33. $\frac{1}{2}$ 35. 4 37. $\frac{1}{2}$ 39. $\{x|x > 3\}$; $(3, \infty)$
 41. All real numbers except 0; $\{x|x \neq 0\}$; $(-\infty, 0) \cup (0, \infty)$ 43. $\{x|x > 10\}$; $(10, \infty)$ 45. $\{x|x > -1\}$; $(-1, \infty)$
 47. $\{x|x < -1$ or $x > 0\}$; $(-\infty, -1) \cup (0, \infty)$ 49. $\{x|x \geq 1\}$; $[1, \infty)$ 51. 0.511 53. 30.099 55. 2.303 57. -53.991 59. $\sqrt{2}$
 61. 63. 65. B 67. D 69. A 71. E



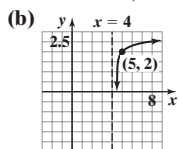
73. (a) Domain: $(-4, \infty)$



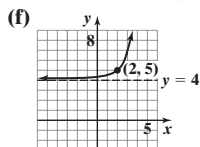
- (c) Range: $(-\infty, \infty)$
 Vertical asymptote: $x = -4$
 (d) $f^{-1}(x) = e^x - 4$
 (e) Domain of f^{-1} : $(-\infty, \infty)$
 Range of f^{-1} : $(-4, \infty)$



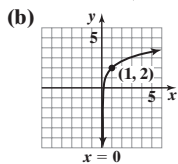
79. (a) Domain: $(4, \infty)$



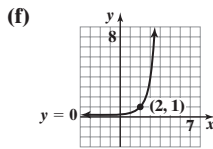
- (c) Range: $(-\infty, \infty)$
 Vertical asymptote: $x = 4$
 (d) $f^{-1}(x) = 10^{x-2} + 4$
 (e) Domain of f^{-1} : $(-\infty, \infty)$
 Range of f^{-1} : $(4, \infty)$



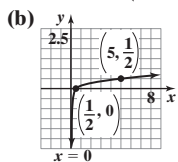
75. (a) Domain: $(0, \infty)$



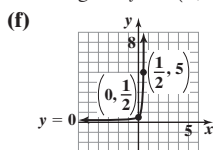
- (c) Range: $(-\infty, \infty)$
 Vertical asymptote: $x = 0$
 (d) $f^{-1}(x) = e^{x-2}$
 (e) Domain of f^{-1} : $(-\infty, \infty)$
 Range of f^{-1} : $(0, \infty)$



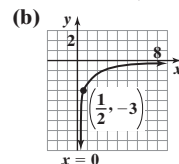
81. (a) Domain: $(0, \infty)$



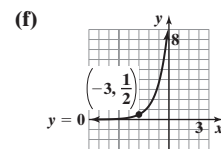
- (c) Range: $(-\infty, \infty)$
 Vertical asymptote: $x = 0$
 (d) $f^{-1}(x) = \frac{1}{2} \cdot 10^{2x}$
 (e) Domain of f^{-1} : $(-\infty, \infty)$
 Range of f^{-1} : $(0, \infty)$



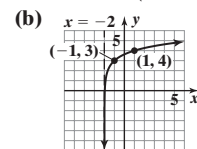
77. (a) Domain: $(0, \infty)$



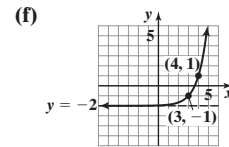
- (c) Range: $(-\infty, \infty)$
 Vertical asymptote: $x = 0$
 (d) $f^{-1}(x) = \frac{1}{2}e^{x+3}$
 (e) Domain of f^{-1} : $(-\infty, \infty)$
 Range of f^{-1} : $(0, \infty)$



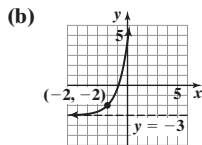
83. (a) Domain: $(-2, \infty)$



- (c) Range: $(-\infty, \infty)$
 Vertical asymptote: $x = -2$
 (d) $f^{-1}(x) = 3^{x-3} - 2$
 (e) Domain of f^{-1} : $(-\infty, \infty)$
 Range of f^{-1} : $(-2, \infty)$



85. (a) Domain: $(-\infty, \infty)$

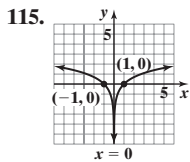
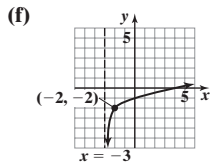


(c) Range: $(-3, \infty)$
Horizontal asymptote: $y = -3$

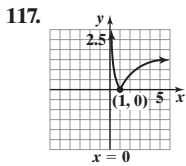
(d) $f^{-1}(x) = \ln(x + 3) - 2$

(e) Domain of f^{-1} : $(-3, \infty)$

Range of f^{-1} : $(-\infty, \infty)$

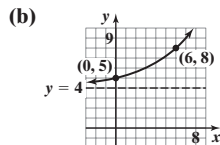


Domain: $\{x|x \neq 0\}$
Range: $(-\infty, \infty)$
Intercepts: $(-1, 0), (1, 0)$



Domain: $\{x|x > 0\}$
Range: $\{y|y \geq 0\}$
Intercept: $(1, 0)$

87. (a) Domain: $(-\infty, \infty)$

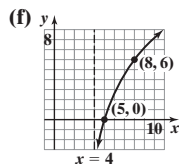


(c) Range: $(4, \infty)$
Horizontal asymptote: $y = 4$

(d) $f^{-1}(x) = 3 \log_2(x - 4)$

(e) Domain of f^{-1} : $(4, \infty)$

Range of f^{-1} : $(-\infty, \infty)$



119. (a) 1 (b) 2 (c) 3

(d) It increases. (e) 0.000316

(f) 3.981×10^{-8}

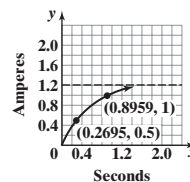
121. (a) 5.97 km (b) 0.90 km

123. (a) 6.93 min (b) 16.09 min

125. $h \approx 2.29$, so the time between injections is about 2 h, 17 min.

127. 0.2695 s

0.8959 s



129. 50 dB 131. 90 dB 133. 8.1 135. (a) $k \approx 11.216$ (b) 6.73 (c) 0.41% (d) 0.14% 137. $\{64\}$ 139. $\{-1, 5\}$

141. Because $y = \log_1 x$ means $1^y = 1 = x$, which cannot be true for $x \neq 1$ 143. Zeros: $-3, -\frac{1}{2}, \frac{1}{2}, 3$; x-intercepts: $-3, -\frac{1}{2}, \frac{1}{2}, 3$

144. 12 145. $f(1) = -5; f(2) = 17$ 146. $3 + i; f(x) = x^4 - 7x^3 + 14x^2 + 2x - 20; a = 1$ 147. $\left\{\frac{7 - \sqrt{57}}{4}, \frac{7 + \sqrt{57}}{4}\right\}$

148. $5x + 8y = 8$ 149. $\{-31, 14\}$ 150. 151.1 cm 151. $x^2 + 2x + 4$ 152. $(x + 5)^3(x - 3)^6(11x + 23)$

5.5 Assess Your Understanding (page 315)

1. 0 2. M 3. r 4. $\log_a M + \log_a N$ 5. $\log_a M - \log_a N$ 6. $r \log_a M$ 7. 7 8. F 9. F 10. F 11. b 12. b 13. 29 15. -4 17. 13 19. 1 21. 1

23. 3 25. $\frac{6}{5}$ 27. 4 29. $a + b$ 31. $b - a$ 33. $3a$ 35. $\frac{1}{5}(a + b)$ 37. $2 + \log_6 x$ 39. $6 \log_5 y$ 41. $1 + \ln x$ 43. $\ln x - x$ 45. $2 \log_a u + 3 \log_a v$

47. $2 \ln x + \frac{1}{2} \ln(1 - x)$ 49. $3 \log_2 x - \log_2(x - 3)$ 51. $\log x + \log(x + 2) - 2 \log(x + 3)$ 53. $\frac{1}{3} \ln(x - 2) + \frac{1}{3} \ln(x + 1) - \frac{2}{3} \ln(x + 4)$

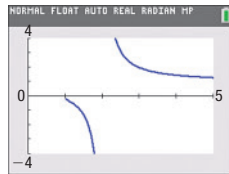
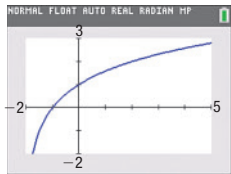
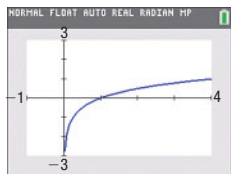
55. $\ln 5 + \ln x + \frac{1}{2} \ln(1 + 3x) - 3 \ln(x - 4)$ 57. $\log_5 u^3 v^4$ 59. $\log_3\left(\frac{1}{x^{5/2}}\right)$ 61. $\log_4\left[\frac{x - 1}{(x + 1)^4}\right]$ 63. $-2 \ln(x - 1)$ 65. $\log_2[x(3x - 2)^4]$

67. $\log_a\left(\frac{25x^6}{\sqrt{2x + 3}}\right)$ 69. $\log_2\left[\frac{(x + 1)^2}{(x + 3)(x - 1)}\right]$ 71. 2.771 73. -3.880 75. 5.615 77. 0.874

79. $y = \frac{\log x}{\log 4}$

81. $y = \frac{\log(x + 2)}{\log 2}$

83. $y = \frac{\log(x + 1)}{\log(x - 1)}$



85. (a) $(f \circ g)(x) = x; \{x|x \text{ is any real number}\}$ or $(-\infty, \infty)$

(b) $(g \circ f)(x) = x; \{x|x > 0\}$ or $(0, \infty)$ (c) 5

(d) $(f \circ h)(x) = \ln x^2; \{x|x \neq 0\}$ or $(-\infty, 0) \cup (0, \infty)$ (e) 2

87. $y = Cx$ 89. $y = Cx(x + 1)$ 91. $y = Ce^{3x}$ 93. $y = Ce^{-4x} + 3$

95. $y = \frac{\sqrt[3]{C}(2x + 1)^{1/6}}{(x + 4)^{1/9}}$ 97. 3 99. 1

101. $\log_a(x + \sqrt{x^2 - 1}) + \log_a(x - \sqrt{x^2 - 1}) = \log_a[(x + \sqrt{x^2 - 1})(x - \sqrt{x^2 - 1})] = \log_a[x^2 - (x^2 - 1)] = \log_a 1 = 0$

103. $\ln(1 + e^{2x}) = \ln[e^{2x}(e^{-2x} + 1)] = \ln e^{2x} + \ln(e^{-2x} + 1) = 2x + \ln(1 + e^{-2x})$

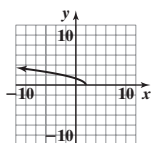
105. $y = f(x) = \log_a x; a^y = x$ implies $a^y = \left(\frac{1}{a}\right)^{-y} = x$, so $-y = \log_{1/a} x = -f(x)$.

107. $f(x) = \log_a x; f\left(\frac{1}{x}\right) = \log_a \frac{1}{x} = \log_a 1 - \log_a x = -f(x)$ 109. $\log_a \frac{M}{N} = \log_a(M \cdot N^{-1}) = \log_a M + \log_a N^{-1} = \log_a M - \log_a N$.

$$111. \log_a b = \frac{\log_b b}{\log_b a} = \frac{1}{\log_b a} \quad 113. \log_{a^n} b^m = \frac{\log_a b^m}{\log_a a^n} = \frac{m \log_a b}{n} = \frac{m}{n} \log_a b$$

$$119. \{-1.78, 1.29, 3.49\} \quad 120. \text{A repeated real solution (double root)} \quad 121. -2, \frac{1}{5}, \frac{-5 - \sqrt{21}}{2}, \frac{-5 + \sqrt{21}}{2}$$

$$122. \left(-\infty, \frac{3}{5}\right] \quad 124. \{x \mid -9 < x < 7\} \text{ or } (-9, 7) \quad 125. \text{Vertex: } (4, 13); \text{concave down}$$



Domain: $\{x \mid x \leq 2\} \text{ or } (-\infty, 2]$

Range: $\{y \mid y \geq 0\} \text{ or } [0, \infty)$

5.6 Assess Your Understanding (page 322)

$$5. \{16\} \quad 7. \left\{\frac{16}{5}\right\} \quad 9. \{11\} \quad 11. \{-64, 64\} \quad 13. \{-6, 7\} \quad 15. \{64\} \quad 17. \left\{\frac{1}{3}\right\} \quad 19. \{7\} \quad 21. \{5\} \quad 23. \left\{\frac{16}{3}\right\} \quad 25. \{-6\} \quad 27. \{-2\}$$

$$29. \{-1 + \sqrt{1 + e^4}\} \quad 31. \left\{\frac{-15 + 5\sqrt{13}}{2}\right\} \quad 33. \{2\} \quad 35. \left\{\frac{9}{2}\right\} \quad 37. \{7\} \quad 39. \{-2 + 4\sqrt{2}\} \quad 41. \{-\sqrt{3}, \sqrt{3}\}$$

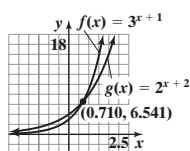
$$43. \left\{\frac{1}{9}, 243\right\} \quad 45. \{8\} \quad 47. \{\log_2 10\} = \left\{\frac{1}{\log 2}\right\} \quad 49. \{-\log_8 1.2\} = \left\{-\frac{\ln 1.2}{\ln 8}\right\} \quad 51. \left\{\frac{1}{3} \log_2 \frac{8}{5}\right\} = \left\{\frac{\ln \frac{8}{5}}{3 \ln 2}\right\} \quad 53. \left\{\frac{\ln 3}{2 \ln 3 + \ln 4}\right\}$$

$$55. \left\{\frac{\ln 7}{\ln 0.6 + \ln 7}\right\} \quad 57. \{0\} \quad 59. \left\{\frac{\ln \pi}{1 + \ln \pi}\right\} \quad 61. \left\{\frac{\ln 3}{\ln 2}\right\} \quad 63. \{0\} \quad 65. \{\log_4(-2 + \sqrt{7})\} \quad 67. \{\log_5 4\} \quad 69. \text{No real solution}$$

$$71. \{\log_4 5\} \quad 73. \{2.79\} \quad 75. \{-0.57\} \quad 77. \{-0.70\} \quad 79. \{0.57\} \quad 81. \{0.39, 1.00\} \quad 83. \{1.32\} \quad 85. \{1.31\}$$

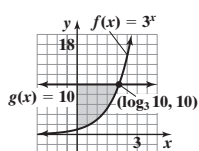
$$87. \text{(a) } \{5\}; (5, 3) \quad \text{(b) } \{5\}; (5, 4) \quad \text{(c) } \{1\}; \text{yes, at } (1, 2) \quad \text{(d) } \{5\} \quad \text{(e) } \left\{-\frac{1}{11}\right\}$$

89. (a), (b)

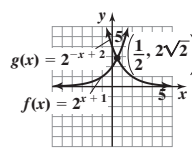


(c) $\{x \mid x > 0.710\} \text{ or } (0.710, \infty)$

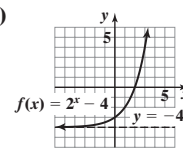
91. (a), (b), (c)



93. (a), (b), (c)



95. (a)



(b) 2 (c) $\{x \mid x < 2\} \text{ or } (-\infty, 2)$

$$97. \text{(a) } 2052 \quad \text{(b) } 2070 \quad 99. \text{(a) After 2.4 yr} \quad \text{(b) After 3.8 yr} \quad \text{(c) After 9.4 yr} \quad 101. \{1\} \quad 103. \left\{\frac{1}{4}, 4\right\} \quad 105. \{3^{\log 3}\} \quad 107. \left\{-3, \frac{1}{4}, 2\right\}$$

$$108. \text{one-to-one} \quad 109. (f \circ g)(x) = \frac{x+5}{-x+11}; \{x \mid x \neq 3, x \neq 11\} \quad 110. \{x \mid x \geq 1\} \text{ or } [1, \infty) \quad 111. \{9\} \quad 112. 6 \quad 113. \frac{x^2 + 7x - 10}{(x-2)(x+2)}$$

$$114. 4\sqrt{10} \quad 115. \frac{1}{6} \quad 116. \frac{1}{\sqrt{x+6} + \sqrt{x}}$$

5.7 Assess Your Understanding (page 331)

$$3. \text{principal} \quad 4. I; Prt; \text{simple interest} \quad 5. \text{effective rate of interest} \quad 6. a \quad 7. \$108.29 \quad 9. \$969.56 \quad 11. \$1394.19 \quad 13. \$1246.08 \quad 15. \$88.72 \quad 17. \$1444.79$$

$$19. \$713.53 \quad 21. \$102.00 \quad 23. 5.095\% \quad 25. 4.081\% \quad 27. 6\frac{1}{4}\% \text{ compounded annually} \quad 29. 9\% \text{ compounded monthly} \quad 31. 25.992\% \quad 33. 24.573\%$$

$$35. \text{(a) About 8.69 yr} \quad \text{(b) About 8.66 yr} \quad 37. 6.823\% \quad 39. 10.15 \text{ yr}; 10.14 \text{ yr} \quad 41. 15.27 \text{ yr or } 15 \text{ yr, } 3 \text{ mo} \quad 43. \$104,335 \quad 45. \$12,910.62$$

$$47. \text{About } \$30.17 \text{ per share or } \$3017 \quad 49. \text{Not quite. Jim will have } \$1057.60. \text{The second bank gives a better deal, since Jim will have } \$1060.62 \text{ after } 1 \text{ yr.}$$

$$51. \text{Will has } \$11,632.73; \text{Henry has } \$10,947.89. \quad 53. \text{(a) } \$70,473 \quad \text{(b) } \$49,167 \quad 55. 64.9 \text{ yr} \quad 57. \$940.90 \quad 59. 2.53\%$$

$$61. 34.31 \text{ yr} \quad 63. \text{(a) } \$3686.45 \quad \text{(b) } \$3678.79 \quad 65. \$6439.28$$

$$67. \text{(a) } 11.90 \text{ yr} \quad \text{(b) } 22.11 \text{ yr} \quad \text{(c) } mP = P\left(1 + \frac{r}{n}\right)^{nt}$$

$$m = \left(1 + \frac{r}{n}\right)^{nt}$$

$$\ln m = \ln\left(1 + \frac{r}{n}\right)^{nt} = nt \ln\left(1 + \frac{r}{n}\right)$$

$$t = \frac{\ln m}{n \ln\left(1 + \frac{r}{n}\right)}$$

$$69. \text{(a) } 1.23\% \quad \text{(b) In } 2034 \text{ or after } 22 \text{ yr} \quad 71. 22.7 \text{ yr} \quad 76. R = 0; \text{yes}$$

$$77. f^{-1}(x) = \frac{2x}{x-1} \quad 78. -2, 5; f(x) = (x+2)^2(x-5)(x^2+1) \quad 79. \{6\}$$

$$80. 2x(x+3)(x-5)(x+5) \quad 81. (f \circ g)(x) = 45x^2 - 18x - 7$$

$$82. \text{Domain: } (-\infty, \infty); \text{Range: } (-\infty, 9]$$

$$83. \text{Vertical: } x = 7; \text{horizontal: none; oblique: } y = 2x + 9$$

$$84. y = 4x - 18 \quad 85. 3$$

5.8 Assess Your Understanding (page 343)

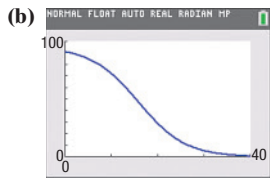
$$1. \text{(a) } 500 \text{ insects} \quad \text{(b) } 0.02 = 2\% \text{ per day} \quad \text{(c) About } 611 \text{ insects} \quad \text{(d) After about } 23.5 \text{ days} \quad \text{(e) After about } 34.7 \text{ days}$$

$$3. \text{(a) } -0.0244 = -2.44\% \text{ per year} \quad \text{(b) About } 391.7 \text{ g} \quad \text{(c) After about } 9.1 \text{ yr} \quad \text{(d) } 28.4 \text{ yr} \quad 5. \text{(a) } N(t) = N_0 e^{kt} \quad \text{(b) } 5832 \quad \text{(c) } 3.9 \text{ days}$$

$$7. \text{(a) } N(t) = N_0 e^{kt} \quad \text{(b) } 25,198 \quad 9. 9.797 \text{ g} \quad 11. 9953 \text{ yr ago} \quad 13. \text{(a) } 5:18 \text{ PM} \quad \text{(b) About } 14.3 \text{ min} \quad \text{(c) The temperature of the pizza approaches } 70^\circ\text{F.}$$

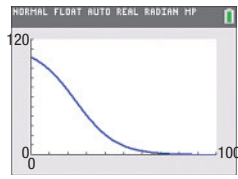
15. 18.63°C; 25.1°C 17. 1.7 ppm; 7.17 days, or 172 hr 19. 0.26 M; 6.58 hr, or 395 min 21. 26.6 days

23. (a) In 1984, 91.8% of households did not own a personal computer.



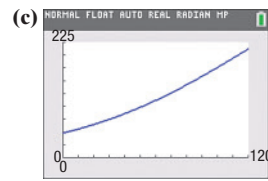
(b) 70.6% (d) During 2011

25. (a)



(b) 0.78, or 78%
(c) 50 people
(d) As n increases, the probability decreases.

27. (a) $P(0) \approx 48$; In 1900, about 48 invasive species were present in the Great Lakes. (b) 1.7%



(d) About 176 (e) During 1999

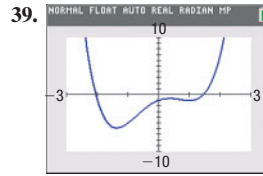
29. (a) $P(t) = 50(3)^{t/20}$ (b) 661 (c) In 48 days (d) $P(t) = 50e^{0.055t}$

31. $f(x) = -\frac{3}{2}x + 7$ 32. Neither 33. $2 \ln x + \frac{1}{2} \ln y - \ln z$

34. $\{x | x \neq -4, x \neq 2\}$ 35. $(g - f)(x) = \frac{x^2 - 2x - 13}{(x - 3)(x - 4)}$

36. x -intercepts: $\frac{5 - \sqrt{17}}{4}, \frac{5 + \sqrt{17}}{4}$; y -intercept: 1 37. $\left\{-\frac{\sqrt{2}}{2}, \frac{\sqrt{2}}{2}\right\}$

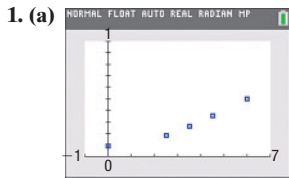
38. $y = -1.0714x + 3.9048$; $r = -0.985$



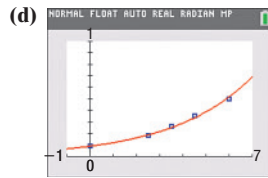
Local minima: $f(-1.37) = -5.85$ and $f(1) = -1$
Local maximum: $f(0.37) = -0.65$
Increasing: $[-1.37, 0.37] \cup [1, 3]$
Decreasing: $[-3, -1.37] \cup [0.37, 1]$

40. $\frac{40x + 45}{3(2x + 3)^{2/3}}$

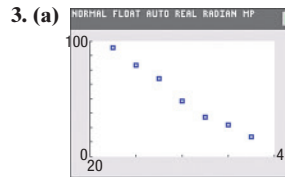
5.9 Assess Your Understanding (page 350)



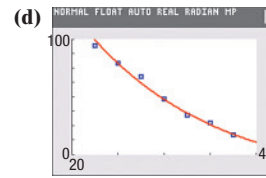
(b) $y = 0.0903(1.3384)^x$
(c) $N(t) = 0.0903e^{0.2915t}$



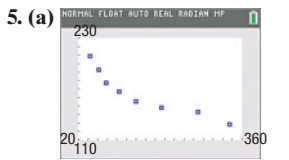
(e) 0.69
(f) After about 7.26 hr



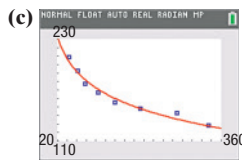
(b) $y = 118.7226(0.7013)^x$
(c) $A(t) = 118.7226e^{-0.3548t}$



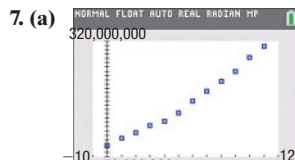
(e) 28.7%
(f) $k = -0.3548 = -35.48\%$ is the exponential growth rate. It represents the rate at which the percentage of patients surviving advanced-stage breast cancer is decreasing.



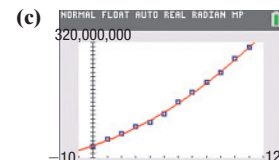
(b) $y = 344.5217 - 37.2566 \ln x$



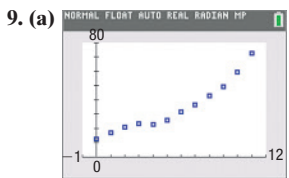
(d) 188 billion pounds
(e) Under by 2 billion pounds



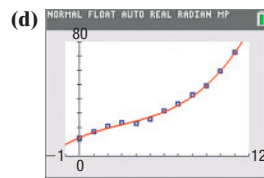
(b) $y = \frac{762,176,844.4}{1 + 8.7428e^{-0.0162x}}$



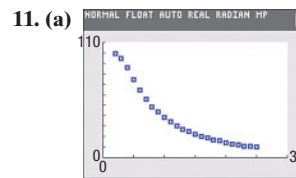
(d) 762,176,844
(e) Approximately 315,203,288 (f) 2023



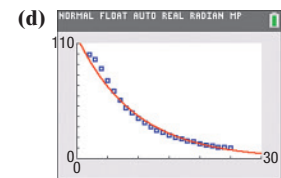
(b) Cubic
(c) $y = 0.0607x^3 - 0.5533x^2 + 4.1390x + 13.1560$



(e) About \$186.4 billion

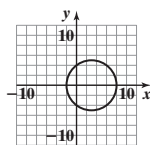


(b) Exponential
(c) $y = 115.5779(0.9012)^x$



(e) 5.1%

12. $f(x) = \frac{1}{3}(x + 3)(x + 1)^2(x - 2)$ 13. $\sqrt{3}$ 14.



15. $(-3, -2)$ 16. $f(x) = -\sqrt{x - 4}$ 17. $\left\{\frac{2 - \sqrt{19}}{3}, \frac{2 + \sqrt{19}}{3}\right\}$

18. $\{x | -5 < x \leq -1 \text{ or } x > 5\}$ or $(-5, -1] \cup (5, \infty)$

19. $R = f(-3) = 0$; yes 20. 6

21. The function f is a polynomial so it is a continuous function, and $f(-2) = -21$; $f(-1) = 3$; zero: -1.32

Review Exercises (page 355)

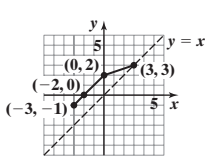
1. (a) -26 (b) -241 (c) 16 (d) -1 2. (a) $\sqrt{11}$ (b) 1 (c) $\sqrt{\sqrt{6} + 2}$ (d) 19 3. (a) e^4 (b) $3e^{-2} - 2$ (c) e^4 (d) -17

4. $(f \circ g)(x) = 1 - 3x$, all real numbers; $(g \circ f)(x) = 7 - 3x$, all real numbers; $(f \circ f)(x) = x$, all real numbers; $(g \circ g)(x) = 9x + 4$, all real numbers

5. $(f \circ g)(x) = \sqrt{3 + 3x + 3x^2}$, all real numbers; $(g \circ f)(x) = 1 + \sqrt{3x + 3x}$, $\{x | x \geq 0\}$; $(f \circ f)(x) = \sqrt{3\sqrt{3x}}$, $\{x | x \geq 0\}$;
 $(g \circ g)(x) = 3 + 3x + 4x^2 + 2x^3 + x^4$, all real numbers

6. $(f \circ g)(x) = \frac{1+x}{1-x}, \{x|x \neq 0, x \neq 1\}; (g \circ f)(x) = \frac{x-1}{x+1}, \{x|x \neq -1, x \neq 1\}; (f \circ f)(x) = x, \{x|x \neq 1\}; (g \circ g)(x) = x, \{x|x \neq 0\}$

7. (a) one-to-one (b) $\{(2, 1), (5, 3), (8, 5), (10, 6)\}$ 8.



9. $f(g(x)) = f\left(\frac{1}{5}x + 2\right) = 5\left(\frac{1}{5}x + 2\right) - 10 = x + 10 - 10 = x$

$g(f(x)) = g(5x - 10) = \frac{1}{5}(5x - 10) + 2 = x - 2 + 2 = x$

10. $f(g(x)) = f\left(\frac{4}{1-x}\right) = \frac{1-x-4}{1-x} = \frac{-3-x}{1-x} = \frac{4-4(1-x)}{4} = \frac{4-4+4x}{4} = \frac{4x}{4} = x, x \neq 1$

11. $f^{-1}(x) = \frac{2x+3}{5x-2}$

$g(f(x)) = g\left(\frac{x-4}{x}\right) = \frac{4}{1-\frac{x-4}{x}} = \frac{4x}{x-(x-4)} = \frac{4x}{4} = x, x \neq 0$

$f(f^{-1}(x)) = \frac{2\left(\frac{2x+3}{5x-2}\right) + 3}{5\left(\frac{2x+3}{5x-2}\right) - 2} = x$

$f^{-1}(f(x)) = \frac{2\left(\frac{2x+3}{5x-2}\right) + 3}{5\left(\frac{2x+3}{5x-2}\right) - 2} = x$

Domain of f = range of f^{-1} = all real numbers except $\frac{2}{5}$

Range of f = domain of f^{-1} = all real numbers except $\frac{2}{5}$

12. $f^{-1}(x) = \frac{x+1}{x}$

$f(f^{-1}(x)) = \frac{1}{\frac{x+1}{x} - 1} = x$

$f^{-1}(f(x)) = \frac{\frac{1}{x} + 1}{\frac{1}{x} - 1} = x$

Domain of f = range of f^{-1} = all real numbers except 1

Range of f = domain of f^{-1} = all real numbers except 0

13. $f^{-1}(x) = x^2 + 2, x \geq 0$

$f(f^{-1}(x)) = \sqrt{x^2 + 2} - 2 = |x| = x, x \geq 0$

$f^{-1}(f(x)) = (\sqrt{x-2})^2 + 2 = x$

Domain of f = range of f^{-1} = $[2, \infty)$

Range of f = domain of f^{-1} = $[0, \infty)$

14. $f^{-1}(x) = (x-1)^3$

$f(f^{-1}(x)) = ((x-1)^3)^{1/3} + 1 = x$

$f^{-1}(f(x)) = (x^{1/3} + 1 - 1)^3 = x$

Domain of f = range of f^{-1} = $(-\infty, \infty)$

Range of f = domain of f^{-1} = $(-\infty, \infty)$

15. (a) 81 (b) 2 (c) $\frac{1}{9}$ (d) -3

16. $\log_5 z = 2$ 17. $5^{13} = u$

18. $\left\{x \mid x > \frac{2}{3}\right\}; \left(\frac{2}{3}, \infty\right)$

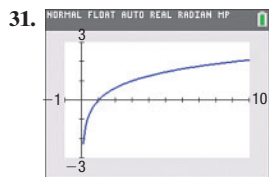
19. $\{x \mid x < 1 \text{ or } x > 2\}; (-\infty, 1) \cup (2, \infty)$

20. -3 21. $\sqrt{2}$ 22. 0.4

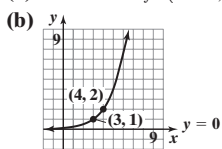
23. $\log_3 u + 2 \log_3 v - \log_3 w$

24. $8 \log_2 a + 2 \log_2 b$

25. $2 \log x + \frac{1}{2} \log(x^3 + 1)$ 26. $2 \ln(2x + 3) - 2 \ln(x - 1) - 2 \ln(x - 2)$ 27. $\frac{25}{4} \log_4 x$ 28. $-2 \ln(x + 1)$ 29. $\ln \left[\frac{16\sqrt{x^2 + 1}}{\sqrt{x(x-4)}} \right]$ 30. 2.124



32. (a) Domain of f : $(-\infty, \infty)$



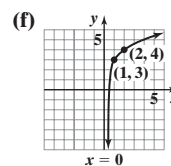
(c) Range of f : $(0, \infty)$

Horizontal asymptote: $y = 0$

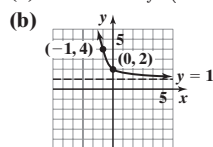
(d) $f^{-1}(x) = 3 + \log_2 x$

(e) Domain of f^{-1} : $(0, \infty)$

Range of f^{-1} : $(-\infty, \infty)$



33. (a) Domain of f : $(-\infty, \infty)$



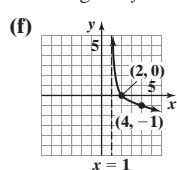
(c) Range of f : $(1, \infty)$

Horizontal asymptote: $y = 1$

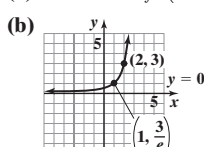
(d) $f^{-1}(x) = -\log_3(x - 1)$

(e) Domain of f^{-1} : $(1, \infty)$

Range of f^{-1} : $(-\infty, \infty)$



34. (a) Domain of f : $(-\infty, \infty)$



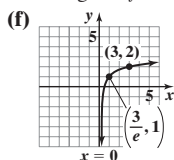
(c) Range of f : $(0, \infty)$

Horizontal asymptote: $y = 0$

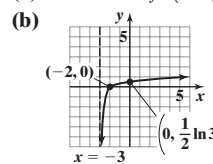
(d) $f^{-1}(x) = 2 + \ln\left(\frac{x}{3}\right)$

(e) Domain of f^{-1} : $(0, \infty)$

Range of f^{-1} : $(-\infty, \infty)$



35. (a) Domain of f : $(-3, \infty)$



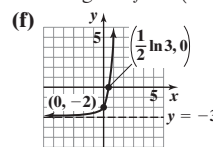
(c) Range of f : $(-\infty, \infty)$

Vertical asymptote: $x = -3$

(d) $f^{-1}(x) = e^{2x} - 3$

(e) Domain of f^{-1} : $(-\infty, \infty)$

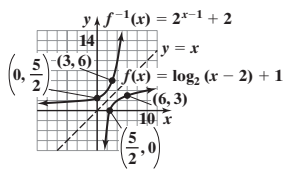
Range of f^{-1} : $(-3, \infty)$



36. $\left\{-\frac{16}{9}\right\}$ 37. $\left\{\frac{-1-\sqrt{3}}{2}, \frac{-1+\sqrt{3}}{2}\right\}$ 38. $\left\{\frac{1}{4}\right\}$ 39. $\left\{\frac{2 \ln 3}{\ln 5 - \ln 3}\right\}$ 40. $\{-2, 6\}$ 41. $\{83\}$ 42. $\left\{\frac{1}{2}, -3\right\}$

43. $\{1\}$ 44. $\{-1\}$ 45. $\{1 - \ln 5\}$ 46. $\left\{\log_3(-2 + \sqrt{7})\right\} = \left\{\frac{\ln(-2 + \sqrt{7})}{\ln 3}\right\}$

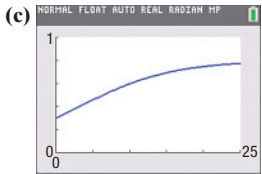
47. (a), (e)



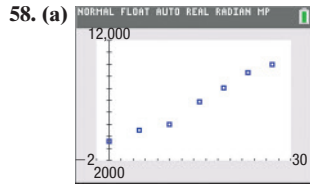
- (b) 3; (6, 3)
 (c) 10; (10, 4)
 (d) $\left\{x \mid x > \frac{5}{2}\right\}$ or $\left(\frac{5}{2}, \infty\right)$
 (e) $f^{-1}(x) = 2^{x-1} + 2$

48. (a) 37.3 W (b) 6.9 dB 49. (a) 11.77 (b) 9.56 in.
 50. (a) 9.85 yr (b) 4.27 yr 51. \$20,398.87; 4.04%; 17.5 yr
 52. \$41,668.97 53. 24,765 yr ago 54. 55.22 min, or 55 min, 13 sec
 55. 8,153,581,530 56. 7.204 g; 0.519 g

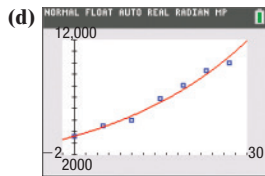
57. (a) 0.3 (b) 0.8



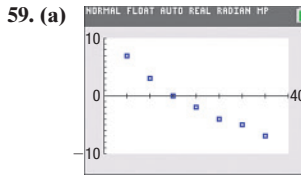
(c) In 2026



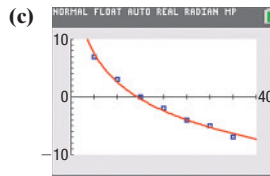
- (b) $y = 3610.2684(1.0406)^x$
 (c) $A(t) = 3610.2684e^{0.0398t}$



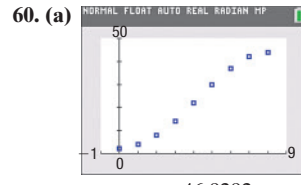
(d) 2027–28



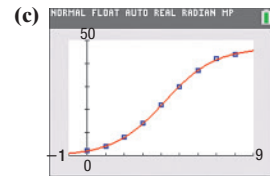
(b) $y = 18.921 - 7.096 \ln x$



(d) Approximately -3°F



(b) $C = \frac{46.9292}{1 + 21.2733e^{-0.7306t}}$



- (d) About 47 people; 50 people
 (e) 2.4 days; during the tenth hour of day 3
 (f) 9.5 days

Chapter Test (page 358)

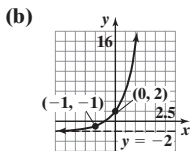
1. (a) $f \circ g = \frac{2x+7}{2x+3}$; domain: $\left\{x \mid x \neq -\frac{3}{2}\right\}$ (b) $(g \circ f)(-2) = 5$ (c) $(f \circ g)(-2) = -3$

2. (a) The function is not one-to-one. (b) The function is one-to-one.

3. $f^{-1}(x) = \frac{2+5x}{3x}$; domain of $f = \left\{x \mid x \neq \frac{5}{3}\right\}$, range of $f = \{y \mid y \neq 0\}$; domain of $f^{-1} = \{x \mid x \neq 0\}$; range of $f^{-1} = \left\{y \mid y \neq \frac{5}{3}\right\}$

4. The point $(-5, 3)$ must be on the graph of f^{-1} . 5. $x = 5$ 6. $b = 4$ 7. $x = 625$ 8. -2 9. 4 10. 125 11. 7

12. (a) Domain of f : $\{x \mid -\infty < x < \infty\}$ or $(-\infty, \infty)$

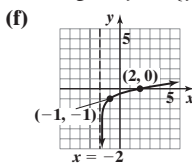


(c) Range of f : $\{y \mid y > -2\}$ or $(-2, \infty)$
 Horizontal asymptote: $y = -2$

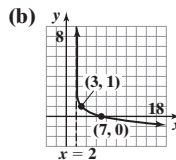
(d) $f^{-1}(x) = \log_4(x+2) - 1$

(e) Domain of f^{-1} : $\{x \mid x > -2\}$ or $(-2, \infty)$

Range of f^{-1} : $\{y \mid -\infty < y < \infty\}$ or $(-\infty, \infty)$



13. (a) Domain of f : $\{x \mid x > 2\}$ or $(2, \infty)$

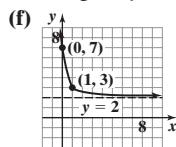


(c) Range of f : $\{y \mid -\infty < y < \infty\}$ or $(-\infty, \infty)$
 Vertical asymptote: $x = 2$

(d) $f^{-1}(x) = 5^{1-x} + 2$

(e) Domain of f^{-1} : $\{x \mid -\infty < x < \infty\}$ or $(-\infty, \infty)$

Range of f^{-1} : $\{y \mid y > 2\}$ or $(2, \infty)$



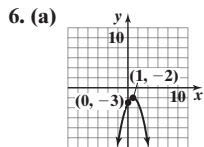
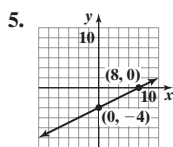
14. $\{1\}$ 15. $\{91\}$ 16. $\{-\ln 2\}$ 17. $\left\{\frac{1-\sqrt{13}}{2}, \frac{1+\sqrt{13}}{2}\right\}$ 18. $\left\{\frac{3 \ln 7}{1 - \ln 7}\right\}$

19. $\{2\sqrt{6}\}$ 20. $2 + 3 \log_2 x - \log_2(x-6) - \log_2(x+3)$ 21. About 250.39 days 22. (a) \$1033.82 (b) \$963.42 (c) 11.9 yr

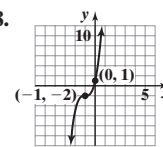
23. (a) About 83 dB (b) The pain threshold will be exceeded if 31,623 people shout at the same time.

Cumulative Review (page 359)

1. Yes; no 2. (a) 10 (b) $2x^2 + 3x + 1$ (c) $2x^2 + 4xh + 2h^2 - 3x - 3h + 1$ 3. $(\frac{1}{2}, \frac{\sqrt{3}}{2})$ is on the graph. 4. $\{-26\}$



(b) $\{x | -\infty < x < \infty\}$ 7. $f(x) = 2(x - 4)^2 - 8 = 2x^2 - 16x + 24$ 8.



9. $f(g(x)) = \frac{4}{(x - 3)^2} + 2$; domain: $\{x | x \neq 3\}$; 3

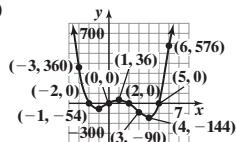
10. (a) $y = 3x^4$

(b) x -intercepts: $-2, 0, 2, 5$; y -intercept: 0

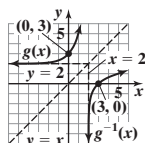
(c) $-2, 0, 2, 5$; multiplicity 1, crosses

(d) At most 3 turning points

(e)



11. (a), (c)



Domain $g = \text{range } g^{-1} = (-\infty, \infty)$

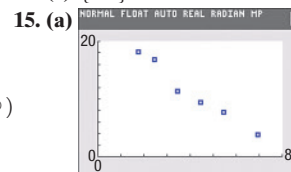
Range $g = \text{domain } g^{-1} = (2, \infty)$

(b) $g^{-1}(x) = \log_3(x - 2)$

12. $\{-\frac{3}{2}\}$ 13. $\{2\}$

14. (a) $\{-1\}$ (b) $\{x | x > -1\}$ or $(-1, \infty)$

(c) $\{25\}$



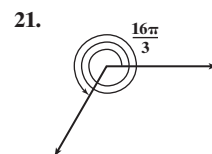
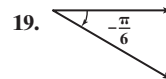
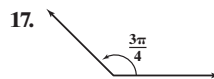
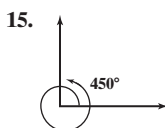
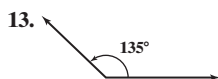
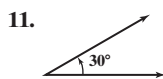
(b) Logarithmic; $y = 49.293 - 10.563 \ln x$

(c) Highest value of $|r|$

CHAPTER 6 Trigonometric Functions

6.1 Assess Your Understanding (page 370)

3. standard position 4. central angle 5. d 6. $r\theta$; $\frac{1}{2}r^2\theta$ 7. b 8. $\frac{s}{t}$; $\frac{\theta}{t}$ 9. T 10. F



23. $\frac{\pi}{6}$ 25. $\frac{11\pi}{4}$ 27. $-\frac{\pi}{3}$ 29. 3π 31. $-\frac{4\pi}{3}$ 33. $-\frac{\pi}{2}$ 35. 60° 37. -390° 39. 810° 41. 27° 43. -90° 45. -204° 47. 0.30 49. -0.70 51. 2.18

53. 179.91° 55. 401.07° 57. 531.70° 59. 40.17° 61. 50.24° 63. 9.15° 65. $40^\circ 19' 12''$ 67. $18^\circ 15' 18''$ 69. $19^\circ 59' 24''$ 71. 5 m 73. 12 ft

75. 0.9 radian 77. $\frac{\pi}{3} \approx 1.047$ in. 79. 25 m^2 81. $2\sqrt{3} \approx 3.464$ ft 83. 0.24 radian 85. $\frac{\pi}{3} \approx 1.047$ in.² 87. $s = 2.094$ ft; $A = 2.094$ ft²

89. $s = 14.661$ yd; $A = 87.965$ yd² 91. $3\pi \approx 9.42$ in; $5\pi \approx 15.71$ in. 93. $2\pi \approx 6.28$ m² 95. $\frac{675\pi}{2} \approx 1060.29$ ft² 97. $\frac{1075\pi}{3} \approx 1125.74$ in.²

99. $\omega = \frac{1}{60}$ radian/s; $v = \frac{1}{12}$ cm/s 101. ≈ 23.2 mph 103. ≈ 361.5 km/h 105. ≈ 452.5 rpm 107. 61.54 ft 109. ≈ 898 mi/h 111. ≈ 2292 mi/h

113. $\frac{3}{4}$ rpm 115. ≈ 2.86 mi/h 117. ≈ 31.47 rpm 119. ≈ 1037 mi/h 121. Radius ≈ 3979 mi; circumference $\approx 25,000$ mi 123. 63π ft²

125. ≈ 2.2 rev 133. $x = -\frac{7}{3}$ 134. $\{-3, \frac{1}{5}\}$ 135. $y = -|x + 3| - 4$ 136. HA: $y = 3$; VA: $x = 7$ 137. $c = \frac{5}{2}$ 138. $\{\frac{21}{4}\}$

139. $\{x | x \neq -3, x \neq 3\}$ 140. $6x^2 + 6xh + 2h^2$ 141. $27x^3 - 54x^2 + 36x - 8$ 142. $(-\infty, -0.99], [0.20, 0.79]$

6.2 Assess Your Understanding (page 387)

7. b 8. (0, 1) 9. $(\frac{\sqrt{2}}{2}, \frac{\sqrt{2}}{2})$ 10. F 11. $\frac{y}{r}$; $\frac{x}{r}$ 12. a 13. $\sin t = \frac{1}{2}$; $\cos t = \frac{\sqrt{3}}{2}$; $\tan t = \frac{\sqrt{3}}{3}$; $\csc t = 2$; $\sec t = \frac{2\sqrt{3}}{3}$; $\cot t = \sqrt{3}$

15. $\sin t = \frac{\sqrt{21}}{5}$; $\cos t = -\frac{2}{5}$; $\tan t = -\frac{\sqrt{21}}{2}$; $\csc t = \frac{5\sqrt{21}}{21}$; $\sec t = -\frac{5}{2}$; $\cot t = -\frac{2\sqrt{21}}{21}$ 17. $\sin t = \frac{\sqrt{2}}{2}$; $\cos t = -\frac{\sqrt{2}}{2}$;

$\tan t = -1$; $\csc t = \sqrt{2}$; $\sec t = -\sqrt{2}$; $\cot t = -1$ 19. $\sin t = -\frac{1}{3}$; $\cos t = \frac{2\sqrt{2}}{3}$; $\tan t = -\frac{\sqrt{2}}{4}$; $\csc t = -3$; $\sec t = \frac{3\sqrt{2}}{4}$; $\cot t = -2\sqrt{2}$

21. -1 23. 0 25. -1 27. 0 29. -1 31. $\frac{1}{2}(\sqrt{2} + 1)$ 33. 2 35. $\frac{1}{2}$ 37. $\sqrt{6}$ 39. 4 41. 0 43. $2\sqrt{2} + \frac{4\sqrt{3}}{3}$ 45. 1

47. $\sin \frac{2\pi}{3} = \frac{\sqrt{3}}{2}$; $\cos \frac{2\pi}{3} = -\frac{1}{2}$; $\tan \frac{2\pi}{3} = -\sqrt{3}$; $\csc \frac{2\pi}{3} = \frac{2\sqrt{3}}{3}$; $\sec \frac{2\pi}{3} = -2$; $\cot \frac{2\pi}{3} = -\frac{\sqrt{3}}{3}$

49. $\sin 210^\circ = -\frac{1}{2}$; $\cos 210^\circ = -\frac{\sqrt{3}}{2}$; $\tan 210^\circ = \frac{\sqrt{3}}{3}$; $\csc 210^\circ = -2$; $\sec 210^\circ = -\frac{2\sqrt{3}}{3}$; $\cot 210^\circ = \sqrt{3}$

51. $\sin \frac{3\pi}{4} = \frac{\sqrt{2}}{2}$; $\cos \frac{3\pi}{4} = -\frac{\sqrt{2}}{2}$; $\tan \frac{3\pi}{4} = -1$; $\csc \frac{3\pi}{4} = \sqrt{2}$; $\sec \frac{3\pi}{4} = -\sqrt{2}$; $\cot \frac{3\pi}{4} = -1$

53. $\sin \frac{8\pi}{3} = \frac{\sqrt{3}}{2}$; $\cos \frac{8\pi}{3} = -\frac{1}{2}$; $\tan \frac{8\pi}{3} = -\sqrt{3}$; $\csc \frac{8\pi}{3} = \frac{2\sqrt{3}}{3}$; $\sec \frac{8\pi}{3} = -2$; $\cot \frac{8\pi}{3} = -\frac{\sqrt{3}}{3}$

55. $\sin 405^\circ = \frac{\sqrt{2}}{2}$; $\cos 405^\circ = \frac{\sqrt{2}}{2}$; $\tan 405^\circ = 1$; $\csc 405^\circ = \sqrt{2}$; $\sec 405^\circ = \sqrt{2}$; $\cot 405^\circ = 1$

57. $\sin\left(-\frac{\pi}{6}\right) = -\frac{1}{2}$; $\cos\left(-\frac{\pi}{6}\right) = \frac{\sqrt{3}}{2}$; $\tan\left(-\frac{\pi}{6}\right) = -\frac{\sqrt{3}}{3}$; $\csc\left(-\frac{\pi}{6}\right) = -2$; $\sec\left(-\frac{\pi}{6}\right) = \frac{2\sqrt{3}}{3}$; $\cot\left(-\frac{\pi}{6}\right) = -\sqrt{3}$

59. $\sin(-135^\circ) = -\frac{\sqrt{2}}{2}$; $\cos(-135^\circ) = -\frac{\sqrt{2}}{2}$; $\tan(-135^\circ) = 1$; $\csc(-135^\circ) = -\sqrt{2}$; $\sec(-135^\circ) = -\sqrt{2}$; $\cot(-135^\circ) = 1$

61. $\sin \frac{5\pi}{2} = 1$; $\cos \frac{5\pi}{2} = 0$; $\tan \frac{5\pi}{2}$ is undefined; $\csc \frac{5\pi}{2} = 1$; $\sec \frac{5\pi}{2}$ is undefined; $\cot \frac{5\pi}{2} = 0$

63. $\sin\left(-\frac{14\pi}{3}\right) = -\frac{\sqrt{3}}{2}$; $\cos\left(-\frac{14\pi}{3}\right) = -\frac{1}{2}$; $\tan\left(-\frac{14\pi}{3}\right) = \sqrt{3}$; $\csc\left(-\frac{14\pi}{3}\right) = -\frac{2\sqrt{3}}{3}$; $\sec\left(-\frac{14\pi}{3}\right) = -2$; $\cot\left(-\frac{14\pi}{3}\right) = \frac{\sqrt{3}}{3}$

65. 0.47 67. 1.07 69. 0.32 71. 3.73 73. 0.84 75. 0.02 77. $\sin \theta = \frac{4}{5}$; $\cos \theta = -\frac{3}{5}$; $\tan \theta = -\frac{4}{3}$; $\csc \theta = \frac{5}{4}$; $\sec \theta = -\frac{5}{3}$; $\cot \theta = -\frac{3}{4}$

79. $\sin \theta = -\frac{3\sqrt{13}}{13}$; $\cos \theta = \frac{2\sqrt{13}}{13}$; $\tan \theta = -\frac{3}{2}$; $\csc \theta = -\frac{\sqrt{13}}{3}$; $\sec \theta = \frac{\sqrt{13}}{2}$; $\cot \theta = -\frac{2}{3}$

81. $\sin \theta = -\frac{\sqrt{2}}{2}$; $\cos \theta = -\frac{\sqrt{2}}{2}$; $\tan \theta = 1$; $\csc \theta = -\sqrt{2}$; $\sec \theta = -\sqrt{2}$; $\cot \theta = 1$

83. $\sin \theta = \frac{3}{5}$; $\cos \theta = \frac{4}{5}$; $\tan \theta = \frac{3}{4}$; $\csc \theta = \frac{5}{3}$; $\sec \theta = \frac{5}{4}$; $\cot \theta = \frac{4}{3}$ 85. 0 87. 0 89. -0.1 91. 3 93. 5 95. $\frac{\sqrt{3}}{2}$ 97. $\frac{1}{2}$ 99. $\frac{3}{4}$

101. $\frac{\sqrt{3}}{2}$ 103. $\sqrt{3}$ 105. $-\frac{\sqrt{3}}{2}$ 107. $\frac{1 + \sqrt{3}}{2}$ 109. $-\frac{1}{2}$ 111. $\frac{\sqrt{3}}{2}$ 113. $\frac{\sqrt{2}}{4}$ 115. (a) $\frac{\sqrt{2}}{2}$; $\left(\frac{\pi}{4}, \frac{\sqrt{2}}{2}\right)$ (b) $\left(\frac{\sqrt{2}}{2}, \frac{\pi}{4}\right)$ (c) $\left(\frac{\pi}{4}, -2\right)$

117. Answers may vary. One set of possible answers is $-\frac{11\pi}{3}, -\frac{5\pi}{3}, \frac{\pi}{3}, \frac{7\pi}{3}, \frac{13\pi}{3}$.

119.

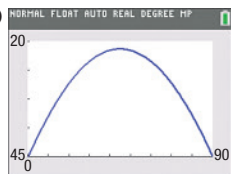
θ	0.5	0.4	0.2	0.1	0.01	0.001	0.0001	0.00001
$\sin \theta$	0.4794	0.3894	0.1987	0.0998	0.0100	0.0010	0.0001	0.00001
$\frac{\sin \theta}{\theta}$	0.9589	0.9735	0.9933	0.9983	1.0000	1.0000	1.0000	1.0000

$\frac{\sin \theta}{\theta}$ approaches 1 as θ approaches 0.

121. $R \approx 310.56$ ft; $H \approx 77.64$ ft 123. $R \approx 19,541.95$ m; $H \approx 2278.14$ m 125. (a) 1.20 sec (b) 1.12 sec (c) 1.20 sec

127. (a) 1.9 hr; 0.57 hr (b) 1.69 hr; 0.75 hr (c) 1.63 hr; 0.86 hr (d) 1.67 hr; $\tan 90^\circ$ is undefined 129. 15.4 ft 131. 71 ft

133. (a) 466.9 ft, 587.7 ft, 612.0 ft (b) $\theta \approx 0.678$ (38.8°) or $\theta \approx 1.364$ (78.2°) (c) $\theta \approx 0.986$ (56.5°); this is larger than the angle needed to get the maximum range. 135. (a) 16.56 ft (b) 67.5°



137. (a) values estimated to the nearest tenth:

$\sin 1 \approx 0.8$; $\cos 1 \approx 0.5$; $\tan 1 \approx 1.6$; $\csc 1 \approx 1.3$; $\sec 1 \approx 2.0$;

$\cot 1 \approx 0.6$; actual values to the nearest tenth: $\sin 1 \approx 0.8$; $\cos 1 \approx 0.5$;

$\tan 1 \approx 1.6$; $\csc 1 \approx 1.2$; $\sec 1 \approx 1.9$; $\cot 1 \approx 0.6$

(b) values estimated to the nearest tenth: $\sin 5.1 \approx -0.9$; $\cos 5.1 \approx 0.4$;

$\tan 5.1 \approx -2.3$; $\csc 5.1 \approx -1.1$; $\sec 5.1 \approx 2.5$; $\cot 5.1 \approx -0.4$;

actual values to the nearest tenth: $\sin 5.1 \approx -0.9$; $\cos 5.1 \approx 0.4$;

$\tan 5.1 \approx -2.4$; $\csc 5.1 \approx -1.1$; $\sec 5.1 \approx 2.6$; $\cot 5.1 \approx -0.4$

139. $y = -\frac{4\sqrt{3}}{7}$ 141. $-\frac{12}{13}$ 146. $\left\{x \mid x > -\frac{2}{5}\right\}$ or $\left(-\frac{2}{5}, \infty\right)$ 147. $4 - 3i, -5$ 148. $R = 134$ 149. 81π ft² 150. $\frac{7 \pm \sqrt{157}}{6}$

151. $f(x) = \frac{1}{2x}$ 152. $[-3, 2]$ 153. $[-5, -4)$ 154. $(6, -2)$ 155. $\frac{x^4 + 4}{4x^2}$

6.3 Assess Your Understanding (page 403)

5. 2π ; π 6. All real numbers except odd multiples of $\frac{\pi}{2}$ 7. b 8. a 9. 1 10. F 11. $\frac{\sqrt{2}}{2}$ 13. 1 15. 1 17. $\sqrt{3}$ 19. $\frac{\sqrt{2}}{2}$ 21. 0 23. $\sqrt{2}$ 25. $\frac{\sqrt{3}}{3}$

27. II 29. IV 31. IV 33. II 35. $\tan \theta = -\frac{3}{4}$; $\cot \theta = -\frac{4}{3}$; $\sec \theta = \frac{5}{4}$; $\csc \theta = -\frac{5}{3}$ 37. $\tan \theta = 2$; $\cot \theta = \frac{1}{2}$; $\sec \theta = \sqrt{5}$; $\csc \theta = \frac{\sqrt{5}}{2}$

39. $\tan \theta = \frac{\sqrt{3}}{3}$; $\cot \theta = \sqrt{3}$; $\sec \theta = \frac{2\sqrt{3}}{3}$; $\csc \theta = 2$ 41. $\tan \theta = -\frac{\sqrt{2}}{4}$; $\cot \theta = -2\sqrt{2}$; $\sec \theta = \frac{3\sqrt{2}}{4}$; $\csc \theta = -3$
43. $\cos \theta = -\frac{5}{13}$; $\tan \theta = -\frac{12}{5}$; $\csc \theta = \frac{13}{12}$; $\sec \theta = -\frac{13}{5}$; $\cot \theta = -\frac{5}{12}$ 45. $\sin \theta = -\frac{3}{5}$; $\tan \theta = \frac{3}{4}$; $\csc \theta = -\frac{5}{3}$; $\sec \theta = -\frac{5}{4}$; $\cot \theta = \frac{4}{3}$
47. $\cos \theta = -\frac{12}{13}$; $\tan \theta = -\frac{5}{12}$; $\csc \theta = \frac{13}{5}$; $\sec \theta = -\frac{13}{12}$; $\cot \theta = -\frac{12}{5}$ 49. $\sin \theta = \frac{2\sqrt{2}}{3}$; $\tan \theta = -2\sqrt{2}$; $\csc \theta = \frac{3\sqrt{2}}{4}$; $\sec \theta = -3$; $\cot \theta = -\frac{\sqrt{2}}{4}$
51. $\cos \theta = -\frac{\sqrt{5}}{3}$; $\tan \theta = -\frac{2\sqrt{5}}{5}$; $\csc \theta = \frac{3}{2}$; $\sec \theta = -\frac{3\sqrt{5}}{5}$; $\cot \theta = -\frac{\sqrt{5}}{2}$ 53. $\sin \theta = -\frac{\sqrt{3}}{2}$; $\cos \theta = \frac{1}{2}$; $\tan \theta = -\sqrt{3}$;
 $\csc \theta = -\frac{2\sqrt{3}}{3}$; $\cot \theta = -\frac{\sqrt{3}}{3}$ 55. $\sin \theta = -\frac{3}{5}$; $\cos \theta = -\frac{4}{5}$; $\csc \theta = -\frac{5}{3}$; $\sec \theta = -\frac{5}{4}$; $\cot \theta = \frac{4}{3}$ 57. $\sin \theta = \frac{\sqrt{10}}{10}$; $\cos \theta = -\frac{3\sqrt{10}}{10}$;
 $\csc \theta = \sqrt{10}$; $\sec \theta = -\frac{\sqrt{10}}{3}$; $\cot \theta = -3$ 59. $-\frac{\sqrt{3}}{2}$ 61. $-\frac{\sqrt{3}}{3}$ 63. 2 65. -1 67. -1 69. $\frac{\sqrt{2}}{2}$ 71. 0 73. $-\sqrt{2}$ 75. $\frac{2\sqrt{3}}{3}$
77. 1 79. 1 81. 0 83. 1 85. -1 87. 0 89. 0.9 91. 9 93. 0 95. All real numbers 97. Odd multiples of $\frac{\pi}{2}$ 99. Odd multiples of $\frac{\pi}{2}$
101. $-1 \leq y \leq 1$ 103. All real numbers 105. $|y| \geq 1$ 107. Odd; yes; origin 109. Odd; yes; origin 111. Even; yes; y-axis
113. (a) $-\frac{1}{3}$ (b) 1 115. (a) -2 (b) 6 117. (a) -4 (b) -12 119. ≈ 15.81 min 121. 130, 90, 70

123. Let a be a real number and $P = (x, y)$ be the point on the unit circle that corresponds to t . Consider the equation $\tan t = \frac{y}{x} = a$. Then $y = ax$. But $x^2 + y^2 = 1$, so $x^2 + a^2x^2 = 1$. So $x = \pm \frac{1}{\sqrt{1+a^2}}$ and $y = \pm \frac{a}{\sqrt{1+a^2}}$; that is, for any real number a , there is a point $P = (x, y)$ on the unit circle for which $\tan t = a$. In other words, the range of the tangent function is the set of all real numbers.

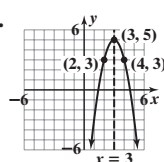
125. Suppose that there is a number p , $0 < p < 2\pi$, for which $\sin(\theta + p) = \sin \theta$ for all θ . If $\theta = 0$, then $\sin(0 + p) = \sin p = \sin 0 = 0$, so $p = \pi$. If $\theta = \frac{\pi}{2}$, then $\sin(\frac{\pi}{2} + p) = \sin(\frac{\pi}{2})$. But $p = \pi$. Thus, $\sin(\frac{3\pi}{2}) = -1 = \sin(\frac{\pi}{2}) = 1$. This is impossible. Therefore, the smallest positive number p for which $\sin(\theta + p) = \sin \theta$ for all θ is 2π . 127. $\sec \theta = \frac{1}{\cos \theta}$; since $\cos \theta$ has period 2π , so does $\sec \theta$.

129. If $P = (x, y)$ is the point on the unit circle corresponding to θ , then $Q = (-x, -y)$ is the point on the unit circle corresponding to $\theta + \pi$. Thus, $\tan(\theta + \pi) = \frac{-y}{-x} = \frac{y}{x} = \tan \theta$. Suppose that there exists a number p , $0 < p < \pi$, for which $\tan(\theta + p) = \tan \theta$ for all θ . Then, if $\theta = 0$, then $\tan p = \tan 0 = 0$. But this means that p is a multiple of π . Since no multiple of π exists in the interval $(0, \pi)$, this is a contradiction. Therefore, the period of $f(\theta) = \tan \theta$ is π .

131. Let $P = (x, y)$ be the point on the unit circle corresponding to θ . Then $\csc \theta = \frac{1}{y} = \frac{1}{\sin \theta}$; $\sec \theta = \frac{1}{x} = \frac{1}{\cos \theta}$; $\cot \theta = \frac{x}{y} = \frac{1}{y/x} = \frac{1}{\tan \theta}$.

133. $(\sin \theta \cos \phi)^2 + (\sin \theta \sin \phi)^2 + \cos^2 \theta = \sin^2 \theta \cos^2 \phi + \sin^2 \theta \sin^2 \phi + \cos^2 \theta = \sin^2 \theta (\cos^2 \phi + \sin^2 \phi) + \cos^2 \theta = \sin^2 \theta + \cos^2 \theta = 1$

135. $\frac{7}{5}$ 137. $-\frac{7}{13}$ 143. $(f \circ g)(x) = x^2 - 14x + 46$ 144.



Vertex: (3, 5)
axis of symmetry: $x = 3$

145. $\{\ln 6 + 4\}$ 146. 9 147. $\left\{\frac{89}{16}\right\}$
 148. -8 and -3 149. {21}
 150. $c = 35$ 151. (0, 3), (-5, 0)
 152. $3x - 5 + \frac{3}{2}h$

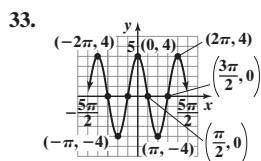
6.4 Assess Your Understanding (page 416)

3. 1; $\frac{\pi}{2}$ 4. 3; π 5. 3; $\frac{\pi}{3}$ 6. T 7. F 8. T 9. d 10. d 11. (a) 0 (b) $-\frac{\pi}{2} \leq x \leq \frac{\pi}{2}$ (c) 1 (d) $0, \pi, 2\pi$

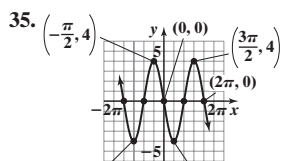
(e) $f(x) = 1$ for $x = -\frac{3\pi}{2}, \frac{\pi}{2}$; $f(x) = -1$ for $x = -\frac{\pi}{2}, \frac{3\pi}{2}$ (f) $-\frac{5\pi}{6}, -\frac{\pi}{6}, \frac{7\pi}{6}, \frac{11\pi}{6}$ (g) $\{x \mid x = k\pi, k \text{ an integer}\}$

13. Amplitude = 5; period = 2π 15. Amplitude = 3; period = $\frac{\pi}{2}$ 17. Amplitude = 6; period = 2 19. Amplitude = $\frac{1}{7}$; period = $\frac{4\pi}{7}$

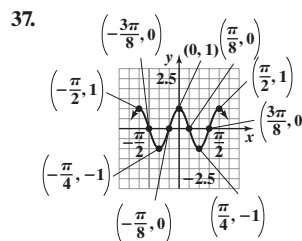
21. Amplitude = $\frac{10}{9}$; period = 5 23. F 25. A 27. H 29. C 31. J



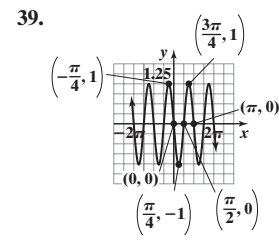
Domain: $(-\infty, \infty)$
Range: $[-4, 4]$



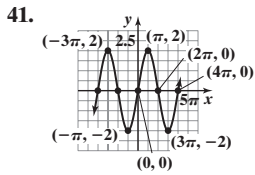
Domain: $(-\infty, \infty)$
Range: $[-4, 4]$



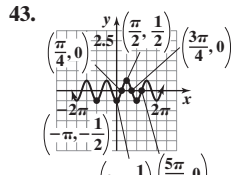
Domain: $(-\infty, \infty)$
Range: $[-1, 1]$



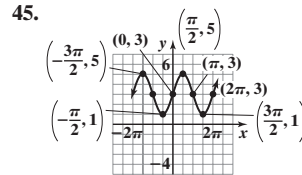
Domain: $(-\infty, \infty)$
Range: $[-1, 1]$



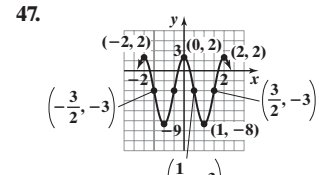
Domain: $(-\infty, \infty)$
Range: $[-2, 2]$



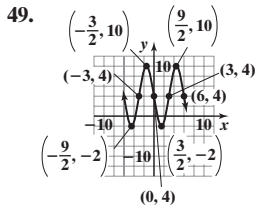
Domain: $(-\infty, \infty)$
Range: $[-\frac{1}{2}, \frac{1}{2}]$



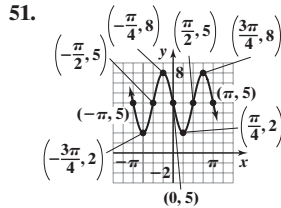
Domain: $(-\infty, \infty)$
Range: $[1, 5]$



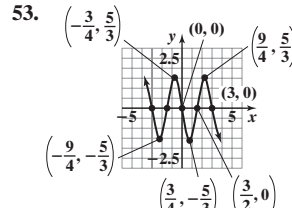
Domain: $(-\infty, \infty)$
Range: $[-8, 2]$



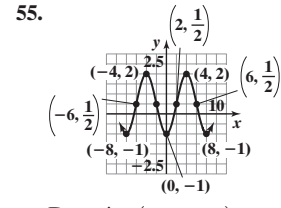
Domain: $(-\infty, \infty)$
Range: $[-2, 10]$



Domain: $(-\infty, \infty)$
Range: $[2, 8]$



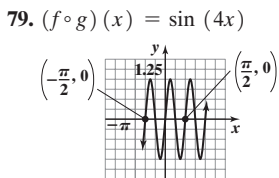
Domain: $(-\infty, \infty)$
Range: $[-\frac{5}{3}, \frac{5}{3}]$



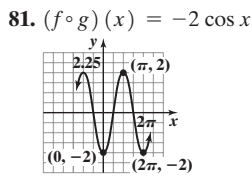
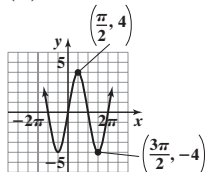
Domain: $(-\infty, \infty)$
Range: $[-1, 2]$

57. $y = \pm 3 \sin(2x)$ 59. $y = \pm 3 \sin(\pi x)$ 61. $y = 5 \cos(\frac{\pi}{4}x)$ 63. $y = -3 \cos(\frac{1}{2}x)$ 65. $y = \frac{3}{4} \sin(2\pi x)$ 67. $y = -\sin(\frac{3}{2}x)$

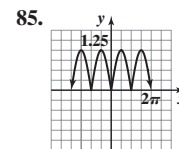
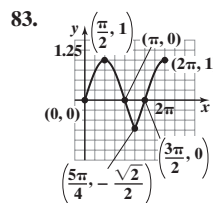
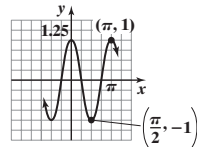
69. $y = -\cos(\frac{4\pi}{3}x) + 1$ 71. $y = 3 \sin(\frac{\pi}{2}x)$ 73. $y = -4 \cos(3x)$ 75. $\frac{2}{\pi}$ 77. $\frac{\sqrt{2}}{\pi}$



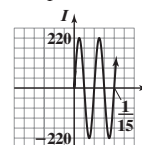
$(g \circ f)(x) = 4 \sin x$



$(g \circ f)(x) = \cos(-2x)$



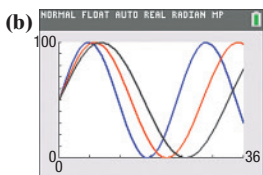
87. Period = $\frac{1}{30}$ s
Amplitude = 220 amp



89. (a) $P(t) = \frac{[V_0 \sin(2\pi ft)]^2}{R} = \frac{V_0^2}{R} \sin^2(2\pi ft)$ (b) Since the graph of P has amplitude $\frac{V_0^2}{2R}$ and period $\frac{1}{2f}$ and is of the form $y = A \cos(\omega t) + B$, then $A = -\frac{V_0^2}{2R}$ and $B = \frac{V_0^2}{2R}$. Since $\frac{1}{2f} = \frac{2\pi}{\omega}$, then $\omega = 4\pi f$. Therefore, $P(t) = -\frac{V_0^2}{2R} \cos(4\pi ft) + \frac{V_0^2}{2R} = \frac{V_0^2}{2R} [1 - \cos(4\pi ft)]$.

91. (a) 120 (b) 80 (c) 70 beats per minute 93. (a) 75.4°F (b) 28.1°F (c) 6 months 95. (a) 205 ft (b) 5 ft (c) 3 (d) 4.3 mph

97. (a) Physical potential: $\omega = \frac{2\pi}{23}$; emotional potential: $\omega = \frac{\pi}{14}$; intellectual potential: $\omega = \frac{2\pi}{33}$



(c) No (d) Physical potential peaks at 15 days after 20th birthday. Emotional potential is 50% at 17 days, with a maximum at 10 days and a minimum at 24 days. Intellectual potential starts fairly high, drops to a minimum at 13 days, and rises to a maximum at 29 days.

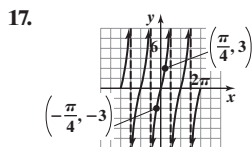
99. $(0, A \cos(-BC) + A)$, $(\frac{(2k+1)\pi}{B} + C, 0)$ k an integer 105. $2x + h - 5$ 106. $(2, 5)$ 107. $(0, 5)$, $(-\frac{5}{3}, 0)$, $(-\frac{7}{3}, 0)$ 108. $\{-8\}$

109. 17.4 years 110. $\{\frac{\ln 7}{3} \approx 0.649\}$ 111. $y = 2x + 7$ 112. $[-\frac{19}{12}, \infty)$ 113. $(-\infty, -2] \cup (\frac{4}{3}, \infty)$ 114. $\{1 + \sqrt{10}\}$

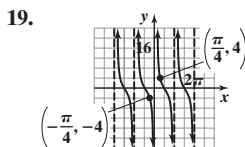
6.5 Assess Your Understanding (page 427)

3. origin; odd multiples of $\frac{\pi}{2}$ 4. y-axis; odd multiples of $\frac{\pi}{2}$ 5. b 6. T 7. 0 9. 1

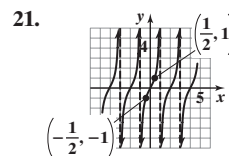
11. $\sec x = 1$ for $x = -2\pi, 0, 2\pi$; $\sec x = -1$ for $x = -\pi, \pi$ 13. $-\frac{3\pi}{2}, -\frac{\pi}{2}, \frac{\pi}{2}, \frac{3\pi}{2}$ 15. $-\frac{3\pi}{2}, -\frac{\pi}{2}, \frac{\pi}{2}, \frac{3\pi}{2}$



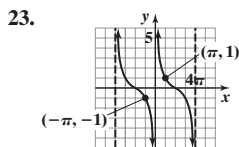
17. Domain: $\{x \mid x \neq \frac{k\pi}{2}, k \text{ is an odd integer}\}$
Range: $(-\infty, \infty)$



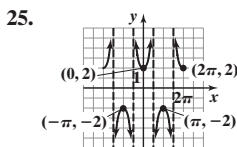
19. Domain: $\{x \mid x \neq k\pi, k \text{ is an integer}\}$
Range: $(-\infty, \infty)$



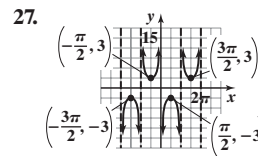
21. Domain: $\{x \mid x \text{ does not equal an odd integer}\}$
Range: $(-\infty, \infty)$



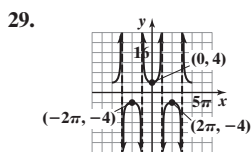
23. Domain: $\{x \mid x \neq 4k\pi, k \text{ is an integer}\}$
Range: $(-\infty, \infty)$



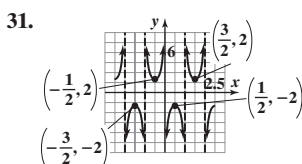
25. Domain: $\{x \mid x \neq \frac{k\pi}{2}, k \text{ is an odd integer}\}$
Range: $\{y \mid y \leq -2 \text{ or } y \geq 2\}$



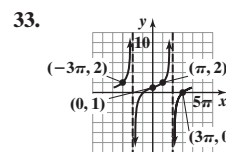
27. Domain: $\{x \mid x \neq k\pi, k \text{ is an integer}\}$
Range: $\{y \mid y \leq -3 \text{ or } y \geq 3\}$



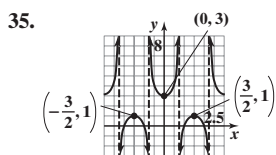
29. Domain: $\{x \mid x \neq k\pi, k \text{ is an odd integer}\}$
Range: $\{y \mid y \leq -4 \text{ or } y \geq 4\}$



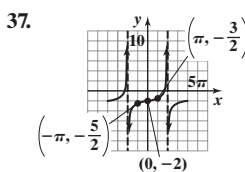
31. Domain: $\{x \mid x \text{ does not equal an integer}\}$
Range: $\{y \mid y \leq -2 \text{ or } y \geq 2\}$



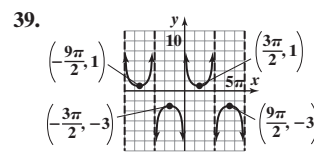
33. Domain: $\{x \mid x \neq 2\pi k, k \text{ is an odd integer}\}$
Range: $(-\infty, \infty)$



35. Domain: $\{x \mid x \neq \frac{3}{4}k, k \text{ is an odd integer}\}$
Range: $\{y \mid y \leq 1 \text{ or } y \geq 3\}$

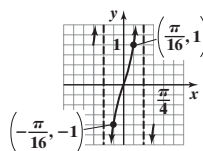


37. Domain: $\{x \mid x \neq 2\pi k, k \text{ is an odd integer}\}$
Range: $(-\infty, \infty)$

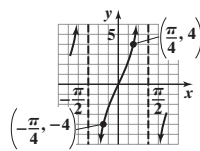


39. Domain: $\{x \mid x \neq 3\pi k, k \text{ is an integer}\}$
Range: $\{y \mid y \leq -3 \text{ or } y \geq 1\}$

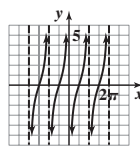
41. $\frac{2\sqrt{3}}{\pi}$ 43. $\frac{6\sqrt{3}}{\pi}$ 45. $(f \circ g)(x) = \tan(4x)$



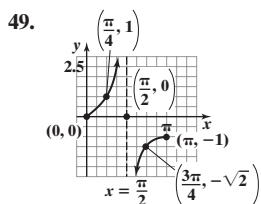
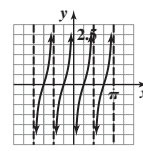
$(g \circ f)(x) = 4 \tan x$



47. $(f \circ g)(x) = -2 \cot x$

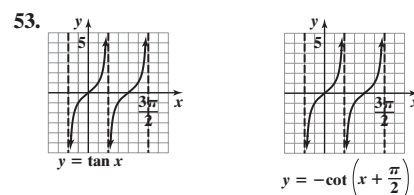
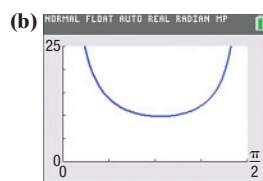


$(g \circ f)(x) = \cot(-2x)$

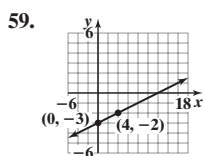


51. (a) $L(\theta) = \frac{3}{\cos \theta} + \frac{4}{\sin \theta}$
 $= 3 \sec \theta + 4 \csc \theta$

(c) ≈ 0.83 (d) $\approx 9.86 \text{ ft}$



55. Vertical Asymptotes: $x = k\pi, k \text{ an integer}$ 56. $(5p - 2q^2)(25p^2 + 10pq^2 + 4q^4)$ 57. Hazel: 4 hours; Gwyneth: 6 hours 58. $\{-1, 3\}$
Domain: $\{x \mid x \neq k\pi, k \text{ an integer}\}$
Range: $\{y \mid y \leq 0\} \text{ or } (-\infty, 0]$



59. $(-\infty, 0) \cup (4, \infty)$ 61. 5 62. $x + c - 3$ 63. $(0, -2), (\frac{3}{2}, 0), (-2, 0)$ 64. $\sqrt{(x+1)^2 + 5^2}$ 65. $[\frac{2}{5}, \infty)$

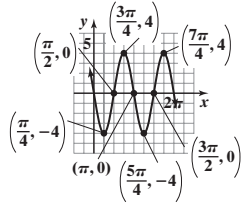
6.6 Assess Your Understanding (page 438)

1. phase shift 2. False

3. Amplitude = 4

Period = π

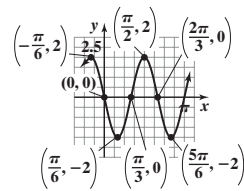
Phase shift = $\frac{\pi}{2}$



5. Amplitude = 2

Period = $\frac{2\pi}{3}$

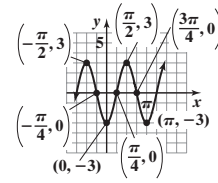
Phase shift = $-\frac{\pi}{6}$



7. Amplitude = 3

Period = π

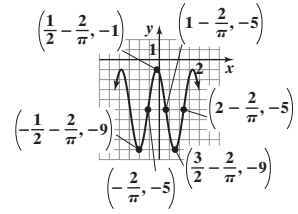
Phase shift = $-\frac{\pi}{4}$



9. Amplitude = 4

Period = 2

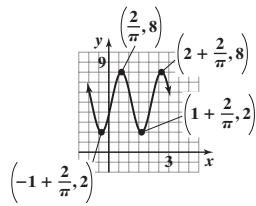
Phase shift = $-\frac{2}{\pi}$



11. Amplitude = 3

Period = 2

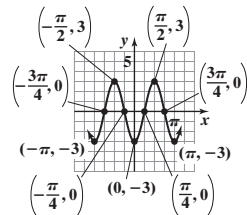
Phase shift = $\frac{2}{\pi}$



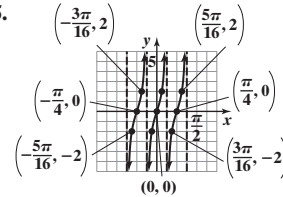
13. Amplitude = 3

Period = π

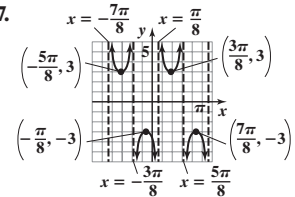
Phase shift = $\frac{\pi}{4}$



15.



17.

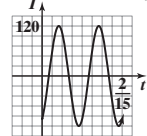


19. $y = 2 \sin\left[2\left(x - \frac{1}{2}\right)\right]$ or $y = 2 \sin(2x - 1)$ 21. $y = 3 \sin\left[\frac{2}{3}\left(x + \frac{1}{3}\right)\right]$ or $y = 3 \sin\left(\frac{2}{3}x + \frac{2}{9}\right)$

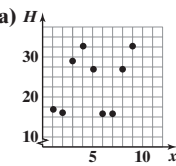
23. Period = $\frac{1}{15}$ s

Amplitude = 120 amp

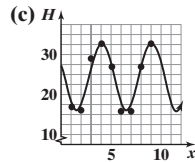
Phase shift = $\frac{1}{90}$ s



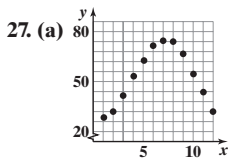
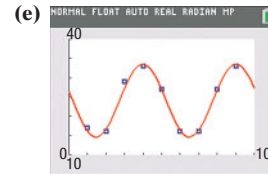
25. (a)



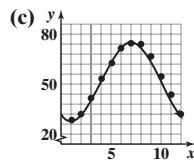
(b) $y = 8.5 \sin\left[\frac{2\pi}{5}\left(x - \frac{11}{4}\right)\right] + 24.5$ or $y = 8.5 \sin\left(\frac{2\pi}{5}x - \frac{11\pi}{10}\right) + 24.5$



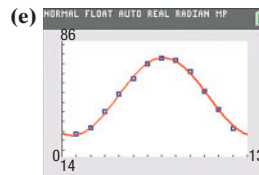
(d) $y = 9.46 \sin(1.247x + 2.096) + 24.088$



(b) $y = 23.65 \sin\left[\frac{\pi}{6}(x - 4)\right] + 51.75$ or $y = 23.65 \sin\left(\frac{\pi}{6}x - \frac{2\pi}{3}\right) + 51.75$



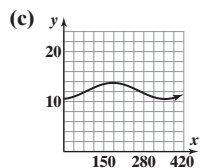
(d) $y = 24.25 \sin(0.493x - 1.927) + 51.61$



29. (a) 12:50 pm (b) $y = 2.91 \sin\left[\frac{24\pi}{149}(x + 2.688)\right] + 2.97$ or $y = 2.91 \sin\left[\frac{24\pi}{149}x + 1.360\right] + 2.97$ (c) 1.48 ft

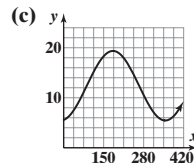
31. (a) $y = 1.615 \sin\left(\frac{2\pi}{365}x - 1.39\right) + 12.135$

(b) 12.42 h



33. (a) $y = 6.96 \sin\left(\frac{2\pi}{365}x - 1.39\right) + 12.41$

(b) 13.63 h



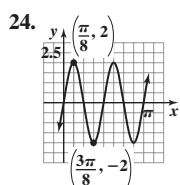
(e) The actual hours of sunlight on April 1, 2018, were 12.43 hours. This is close to the predicted amount of 12.42 hours.

(d) The actual hours of sunlight on April 1, 2018, were 13.37 hours. This is close to the predicted amount of 13.63 hours.

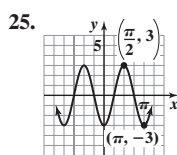
35. $y = 51 \sin\left[\frac{5\pi}{9}(t + 0.9)\right] + 55$ or $y = 51 \sin\left(\frac{5\pi}{9}t + \frac{\pi}{2}\right) + 55$ 38. $f^{-1}(x) = \frac{2x - 9}{4}$ 39. $\left\{\frac{7}{3}\right\}$ 40. $64x^2 + 240xy + 225y^2$ 41. $2\sqrt{13}$
 42. $\left\{\frac{3}{8}, \frac{11}{2}\right\}$ 43. $y = u^{3/2} - 4u^{1/2}$ or $y = (u - 4)\sqrt{u}$ 44. $\frac{1}{a}\sqrt{a^2 - x^2}$ 45. $8\text{ ft} \times 19\text{ ft}$ 46. $x = -3$ 47. $3 + 2\log_2 x + 5\log_2 y$

Review Exercises (page 444)

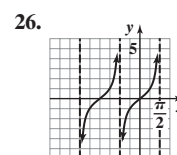
1. $\frac{3\pi}{4}$ 2. $\frac{\pi}{10}$ 3. 135° 4. -450° 5. $\frac{1}{2}$ 6. $\frac{3\sqrt{2}}{2} - \frac{4\sqrt{3}}{3}$ 7. $-3\sqrt{2} - 2\sqrt{3}$ 8. 3 9. 0 10. 0 11. 1 12. 1 13. 1 14. -1 15. 1
 16. $\cos \theta = \frac{3}{5}$; $\tan \theta = \frac{4}{3}$; $\csc \theta = \frac{5}{4}$; $\sec \theta = \frac{5}{3}$; $\cot \theta = \frac{3}{4}$ 17. $\sin \theta = -\frac{12}{13}$; $\cos \theta = -\frac{5}{13}$; $\csc \theta = -\frac{13}{12}$; $\sec \theta = -\frac{13}{5}$; $\cot \theta = \frac{5}{12}$
 18. $\sin \theta = \frac{3}{5}$; $\cos \theta = -\frac{4}{5}$; $\tan \theta = -\frac{3}{4}$; $\csc \theta = \frac{5}{3}$; $\cot \theta = -\frac{4}{3}$ 19. $\cos \theta = -\frac{5}{13}$; $\tan \theta = -\frac{12}{5}$; $\csc \theta = \frac{13}{12}$; $\sec \theta = -\frac{13}{5}$; $\cot \theta = -\frac{5}{12}$
 20. $\cos \theta = \frac{12}{13}$; $\tan \theta = -\frac{5}{12}$; $\csc \theta = -\frac{13}{5}$; $\sec \theta = \frac{13}{12}$; $\cot \theta = -\frac{12}{5}$ 21. $\sin \theta = -\frac{\sqrt{10}}{10}$; $\cos \theta = -\frac{3\sqrt{10}}{10}$; $\csc \theta = -\sqrt{10}$; $\sec \theta = -\frac{\sqrt{10}}{3}$; $\cot \theta = 3$
 22. $\sin \theta = -\frac{2\sqrt{2}}{3}$; $\cos \theta = \frac{1}{3}$; $\tan \theta = -2\sqrt{2}$; $\csc \theta = -\frac{3\sqrt{2}}{4}$; $\cot \theta = -\frac{\sqrt{2}}{4}$
 23. $\sin \theta = \frac{\sqrt{5}}{5}$; $\cos \theta = -\frac{2\sqrt{5}}{5}$; $\tan \theta = -\frac{1}{2}$; $\csc \theta = \sqrt{5}$; $\sec \theta = -\frac{\sqrt{5}}{2}$



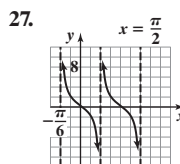
Domain: $(-\infty, \infty)$
Range: $[-2, 2]$



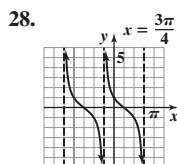
Domain: $(-\infty, \infty)$
Range: $[-3, 3]$



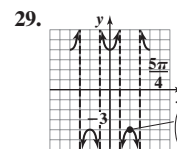
Domain: $\left\{x \mid x \neq \frac{k\pi}{2}, k \text{ is an odd integer}\right\}$
Range: $(-\infty, \infty)$



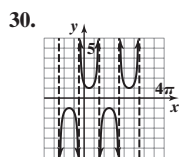
Domain: $\left\{x \mid x \neq \frac{\pi}{6} + k \cdot \frac{\pi}{3}, k \text{ is an integer}\right\}$
Range: $(-\infty, \infty)$



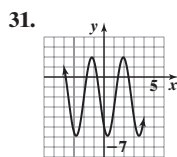
Domain: $\left\{x \mid x \neq -\frac{\pi}{4} + k\pi, k \text{ is an integer}\right\}$
Range: $(-\infty, \infty)$



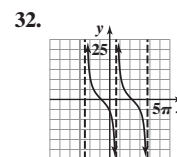
Domain: $\left\{x \mid x \neq \frac{k\pi}{4}, k \text{ is an odd integer}\right\}$
Range: $\{y \mid y \leq -4 \text{ or } y \geq 4\}$



Domain: $\left\{x \mid x \neq -\frac{\pi}{4} + k\pi, k \text{ is an integer}\right\}$
Range: $\{y \mid y \leq -1 \text{ or } y \geq 1\}$



Domain: $(-\infty, \infty)$
Range: $[-6, 2]$



Domain: $\left\{x \mid x \neq \frac{3\pi}{4} + k \cdot 3\pi, k \text{ is an integer}\right\}$
Range: $(-\infty, \infty)$

33. Amplitude = 1; Period = π

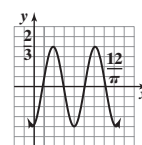
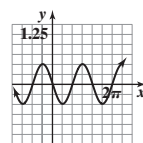
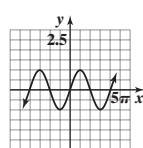
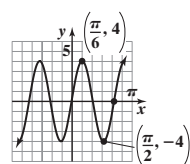
34. Amplitude = 2; Period = $\frac{2}{3}$

35. Amplitude = 4
Period = $\frac{2\pi}{3}$
Phase shift = 0

36. Amplitude = 1
Period = 4π
Phase shift = $-\pi$

37. Amplitude = $\frac{1}{2}$
Period = $\frac{4\pi}{3}$
Phase shift = $\frac{2\pi}{3}$

38. Amplitude = $\frac{2}{3}$
Period = 2
Phase shift = $\frac{6}{\pi}$



39. $y = 5 \cos \frac{x}{4}$ 40. $y = -7 \sin\left(\frac{\pi}{4}x\right)$ 41. 0.38 42. 1.02 43. Sine, cosine, cosecant, and secant: negative; tangent and cotangent: positive

44. IV 45. $\sin \theta = \frac{2\sqrt{2}}{3}$; $\cos \theta = -\frac{1}{3}$; $\tan \theta = -2\sqrt{2}$; $\csc \theta = \frac{3\sqrt{2}}{4}$; $\sec \theta = -3$; $\cot \theta = -\frac{\sqrt{2}}{4}$

46. $\sin t = \frac{5\sqrt{29}}{29}$; $\cos t = -\frac{2\sqrt{29}}{29}$; $\tan t = -\frac{5}{2}$ 47. Domain: $\left\{x \mid x \neq \text{odd multiple of } \frac{\pi}{2}\right\}$; range: $\{y \mid y \leq -1 \text{ or } y \geq 1\}$

48. (a) 32.34° (b) $63^\circ 10' 48''$

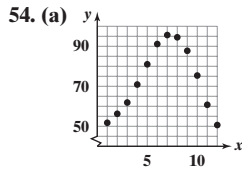
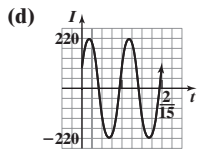
49. $\frac{\pi}{3} \approx 1.05$ ft; $\frac{\pi}{3} \approx 1.05$ ft² 50. $8\pi \approx 25.13$ in.; $\frac{16\pi}{3} \approx 16.76$ in. 51. Approximately 114.59 revolutions/hr

52. 0.1 revolution/sec = $\frac{\pi}{5}$ radian/sec

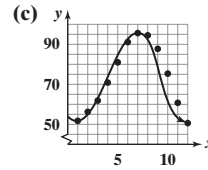
53. (a) $\frac{1}{15}$

(b) 220

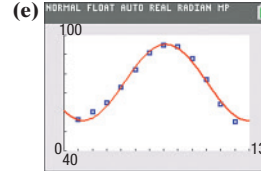
(c) $-\frac{1}{180}$



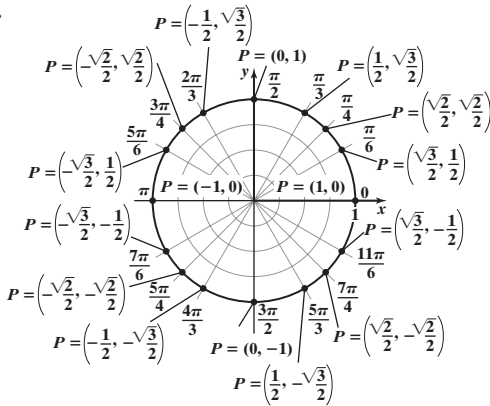
(b) $y = 20 \sin\left[\frac{\pi}{6}(x - 4)\right] + 75$ or
 $y = 20 \sin\left(\frac{\pi}{6}x - \frac{2\pi}{3}\right) + 75$



(d) $y = 19.81 \sin(0.543x - 2.296) + 75.66$



55.



Chapter Test (page 446)

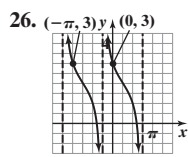
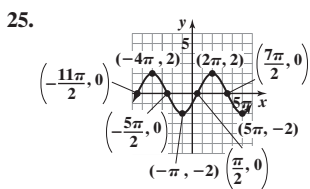
1. $\frac{13\pi}{9}$ 2. $-\frac{20\pi}{9}$ 3. $\frac{13\pi}{180}$ 4. -22.5° 5. 810° 6. 135° 7. $\frac{1}{2}$ 8. 0 9. $-\frac{1}{2}$ 10. $-\frac{\sqrt{3}}{3}$ 11. 2 12. $\frac{3(1 - \sqrt{2})}{2}$ 13. 0.292 14. 0.309

15. -1.524 16. 2.747 17.

	$\sin \theta$	$\cos \theta$	$\tan \theta$	$\sec \theta$	$\csc \theta$	$\cot \theta$
θ in QI	+	+	+	+	+	+
θ in QII	+	-	-	-	+	-
θ in QIII	-	-	+	-	-	+
θ in QIV	-	+	-	+	-	-

 18. $-\frac{3}{5}$

19. $\cos \theta = -\frac{2\sqrt{6}}{7}$; $\tan \theta = -\frac{5\sqrt{6}}{12}$; $\csc \theta = \frac{7}{5}$; $\sec \theta = -\frac{7\sqrt{6}}{12}$; $\cot \theta = -\frac{2\sqrt{6}}{5}$ 20. $\sin \theta = -\frac{\sqrt{5}}{3}$; $\tan \theta = -\frac{\sqrt{5}}{2}$; $\csc \theta = -\frac{3\sqrt{5}}{5}$;
 $\sec \theta = \frac{3}{2}$; $\cot \theta = -\frac{2\sqrt{5}}{5}$ 21. $\sin \theta = \frac{12}{13}$; $\cos \theta = -\frac{5}{13}$; $\csc \theta = \frac{13}{12}$; $\sec \theta = -\frac{13}{5}$; $\cot \theta = -\frac{5}{12}$ 22. $\frac{7\sqrt{53}}{53}$ 23. $-\frac{5\sqrt{146}}{146}$ 24. $-\frac{1}{2}$



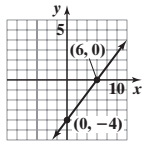
27. $y = -3 \sin\left(3x + \frac{3\pi}{4}\right)$

28. 78.93 ft²
 29. 143.5 rpm

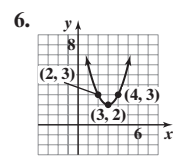
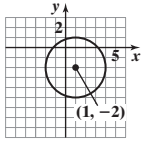
Cumulative Review (page 447)

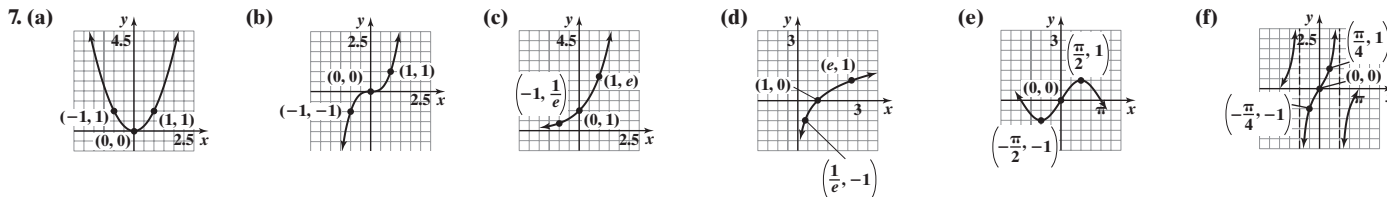
1. $\left\{-1, \frac{1}{2}\right\}$ 2. $y - 5 = -3(x + 2)$ or $y = -3x - 1$ 3. $x^2 + (y + 2)^2 = 16$

4. A line; slope $\frac{2}{3}$; intercepts (6, 0) and (0, -4)

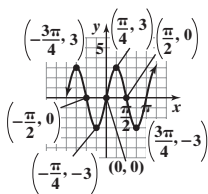


5. A circle; center (1, -2); radius 3

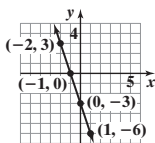




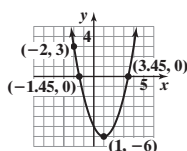
8. $f^{-1}(x) = \frac{1}{3}(x + 2)$ 9. -2 10. $(-\frac{3\pi}{4}, 3)$ 11. $3 - \frac{3\sqrt{3}}{2}$ 12. $y = 2(3^x)$ 13. $y = 3 \cos(\frac{\pi}{6}x)$



14. (a) $f(x) = -3x - 3$; $m = -3$; $(-1, 0)$, $(0, -3)$

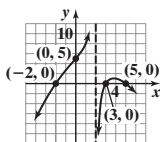
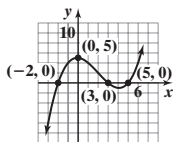


(b) $f(x) = (x - 1)^2 - 6$; $(0, -5)$, $(-\sqrt{6} + 1, 0)$, $(\sqrt{6} + 1, 0)$



(c) We have that $y = 3$ when $x = -2$ and $y = -6$ when $x = 1$. Both points satisfy $y = ae^x$. Therefore, for $(-2, 3)$ we have $3 = ae^{-2}$, which implies that $a = 3e^2$. But for $(1, -6)$ we have $-6 = ae^1$, which implies that $a = -6e^{-1}$. Therefore, there is no exponential function $y = ae^x$ that contains $(-2, 3)$ and $(1, -6)$.

15. (a) $f(x) = \frac{1}{6}(x + 2)(x - 3)(x - 5)$ (b) $R(x) = -\frac{(x + 2)(x - 3)(x - 5)}{3(x - 2)}$



CHAPTER 7 Analytic Trigonometry

7.1 Assess Your Understanding (page 459)

5. $x = \sin y$ 6. $0 \leq x \leq \pi$ 7. T 8. T 9. T 10. d 11. 0 13. $-\frac{\pi}{2}$ 15. 0 17. $\frac{\pi}{4}$ 19. $\frac{\pi}{3}$ 21. $\frac{5\pi}{6}$ 23. $\frac{\pi}{4}$ 25. $-\frac{\pi}{6}$ 27. 0.10 29. 1.37
 31. 0.51 33. -0.38 35. -0.12 37. 1.08 39. $\frac{4\pi}{5}$ 41. $-\frac{3\pi}{8}$ 43. $-\frac{\pi}{8}$ 45. $-\frac{\pi}{5}$ 47. $\frac{\pi}{4}$ 49. Not defined 51. $\frac{1}{4}$ 53. 4 55. Not defined 57. π

59. $f^{-1}(x) = \sin^{-1} \frac{x-2}{5}$

Range of $f =$ Domain of $f^{-1} = [-3, 7]$

Range of $f^{-1} = [-\frac{\pi}{2}, \frac{\pi}{2}]$

61. $f^{-1}(x) = \frac{1}{3} \cos^{-1}(-\frac{x}{2})$

Range of $f =$ Domain of $f^{-1} = [-2, 2]$

Range of $f^{-1} = [0, \frac{\pi}{3}]$

63. $f^{-1}(x) = -\tan^{-1}(x + 3) - 1$

Range of $f =$ Domain of $f^{-1} = (-\infty, \infty)$

Range of $f^{-1} = (-1 - \frac{\pi}{2}, \frac{\pi}{2} - 1)$

65. $f^{-1}(x) = \frac{1}{2} \left[\sin^{-1}(\frac{x}{3}) - 1 \right]$

Range of $f =$ Domain of $f^{-1} = [-3, 3]$

Range of $f^{-1} = [-\frac{1}{2} - \frac{\pi}{4}, -\frac{1}{2} + \frac{\pi}{4}]$

67. $\{\frac{\sqrt{2}}{2}\}$ 69. $\{-\frac{1}{4}\}$ 71. $\{\sqrt{3}\}$ 73. $\{-1\}$

75. (a) 13.92 h or 13 h, 55 min (b) 12 h (c) 13.85 h or 13 h, 51 min

77. (a) 13.3 h or 13 h, 18 min (b) 12 h (c) 13.26 h or 13 h, 15 min

79. (a) 12 h (b) 12 h (c) 12 h (d) It is 12 h. 81. 3.35 min

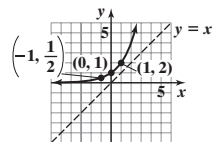
83. (a) $\frac{\pi}{3}$ square units (b) $\frac{5\pi}{12}$ square units 85. 4250 mi 87. $\{-\frac{\sqrt{7}}{4}, \frac{\sqrt{7}}{4}\}$ 89. $[-\frac{2}{3}, 2]$ 90. The graph passes the horizontal-line test.

91. $f^{-1}(x) = \log_2(x - 1)$ 92. $(2x + 1)^{-\frac{1}{2}}(x^2 + 3)^{-\frac{3}{2}}(-x^2 - x + 3)$

93. $\{\frac{\ln 3}{4}\}$ 94. 20 mph 95. $\frac{\sqrt{3}}{4}$

96. $\sin \theta = \frac{7}{25}$, $\tan \theta = \frac{7}{24}$, $\sec \theta = \frac{25}{24}$, $\csc \theta = \frac{25}{7}$, $\cot \theta = \frac{24}{7}$

97. Quadrant II 98. $\frac{12 - 4\sqrt{3}}{\pi}$



7.2 Assess Your Understanding (page 466)

4. $x = \sec y; \geq 1; 0; \pi$ 5. cosine 6. F 7. T 8. T 9. $\frac{\pi}{6}$ 11. $-\frac{\pi}{2}$ 13. $\frac{\pi}{6}$ 15. $\frac{2\pi}{3}$ 17. $\frac{3\pi}{4}$ 19. $-\frac{\pi}{4}$ 21. 1.32 23. 0.46 25. -0.34 27. 2.72

29. -0.73 31. 2.55 33. $\frac{\sqrt{2}}{2}$ 35. $-\frac{\sqrt{3}}{3}$ 37. 2 39. $\sqrt{2}$ 41. $-\frac{\sqrt{2}}{2}$ 43. $\frac{2\sqrt{3}}{3}$ 45. $\frac{3\pi}{4}$ 47. $-\frac{\pi}{3}$ 49. $\frac{\sqrt{2}}{4}$ 51. $\frac{\sqrt{5}}{2}$ 53. $-\frac{\sqrt{14}}{2}$

55. $-\frac{3\sqrt{10}}{10}$ 57. $\sqrt{5}$ 59. $-\frac{\pi}{4}$ 61. $\frac{1}{\sqrt{1+u^2}}$ 63. $\frac{u}{\sqrt{1-u^2}}$ 65. $\frac{\sqrt{u^2-1}}{|u|}$ 67. $\frac{\sqrt{u^2-1}}{|u|}$ 69. $\frac{1}{u}$ 71. $\frac{5}{13}$ 73. $\frac{3\pi}{4}$ 75. $-\frac{3}{4}$ 77. $\frac{5}{13}$

79. $\frac{5\pi}{6}$ 81. $-\sqrt{15}$ 83. (a) $\theta = 31.89^\circ$ (b) 54.64 ft in diameter (c) 3796 ft high 85. (a) $\theta = 22.3^\circ$ (b) $v_0 = 2940.23$ ft/s 87. $\sqrt{2-x^2}$

90. $-5i, 5i, -2, 2$ 91. Neither 92. $\frac{7\pi}{4}$ 93. $\frac{5\pi}{2} \approx 7.85$ in. 94. (a) $(-\frac{5}{2}, \frac{31}{2})$ (b) Concave down (c) Increasing: $(-\infty, -\frac{5}{2}]$; decreasing: $[-\frac{5}{2}, \infty)$

95. $\{-3, 3\}$ 96. $\{x | x \geq 3, x \neq 4, x \neq 7\}$ or $[-3, 4) \cup (4, 7) \cup (7, \infty)$ 97. $y = 4 \sin[6(x-1)]$ or $y = 4 \sin(6x-6)$

98. $-\frac{x+c}{\sqrt{1-x^2} + \sqrt{1-c^2}}$ 99. $-\frac{3\sqrt{3}+6}{5\pi}$

7.3 Assess Your Understanding (page 474)

7. F 8. T 9. T 10. F 11. d 12. a 13. $\{\frac{7\pi}{6}, \frac{11\pi}{6}\}$ 15. $\{\frac{7\pi}{6}, \frac{11\pi}{6}\}$ 17. $\{\frac{3\pi}{4}, \frac{7\pi}{4}\}$ 19. $\{\frac{2\pi}{3}, \frac{4\pi}{3}\}$ 21. $\{\frac{3\pi}{4}, \frac{5\pi}{4}\}$ 23. $\{\frac{\pi}{3}, \frac{2\pi}{3}, \frac{4\pi}{3}, \frac{5\pi}{3}\}$

25. $\{\frac{\pi}{4}, \frac{3\pi}{4}, \frac{5\pi}{4}, \frac{7\pi}{4}\}$ 27. $\{\frac{\pi}{2}, \frac{7\pi}{6}, \frac{11\pi}{6}\}$ 29. $\{\frac{\pi}{3}, \frac{2\pi}{3}, \frac{4\pi}{3}, \frac{5\pi}{3}\}$ 31. $\{\frac{4\pi}{9}, \frac{8\pi}{9}, \frac{16\pi}{9}\}$ 33. $\{\frac{3\pi}{4}, \frac{7\pi}{4}\}$ 35. $\{\frac{11\pi}{6}\}$

37. $\{\theta | \theta = \frac{\pi}{6} + 2k\pi, \theta = \frac{5\pi}{6} + 2k\pi\}; \frac{\pi}{6}, \frac{5\pi}{6}, \frac{13\pi}{6}, \frac{17\pi}{6}, \frac{25\pi}{6}, \frac{29\pi}{6}$ 39. $\{\theta | \theta = \frac{5\pi}{6} + k\pi\}; \frac{5\pi}{6}, \frac{11\pi}{6}, \frac{17\pi}{6}, \frac{23\pi}{6}, \frac{29\pi}{6}, \frac{35\pi}{6}$

41. $\{\theta | \theta = \frac{\pi}{2} + 2k\pi, \theta = \frac{3\pi}{2} + 2k\pi\}; \frac{\pi}{2}, \frac{3\pi}{2}, \frac{5\pi}{2}, \frac{7\pi}{2}, \frac{9\pi}{2}, \frac{11\pi}{2}$ 43. $\{\theta | \theta = \frac{\pi}{6} + k\pi\}; \{\frac{\pi}{6}, \frac{7\pi}{6}, \frac{13\pi}{6}, \frac{19\pi}{6}, \frac{25\pi}{6}, \frac{31\pi}{6}\}$

45. $\{\theta | \theta = \frac{\pi}{3} + k\pi, \theta = \frac{2\pi}{3} + k\pi\}; \frac{\pi}{3}, \frac{2\pi}{3}, \frac{4\pi}{3}, \frac{5\pi}{3}, \frac{7\pi}{3}, \frac{8\pi}{3}$ 47. $\{\theta | \theta = \frac{8\pi}{3} + 4k\pi, \theta = \frac{10\pi}{3} + 4k\pi\}; \frac{8\pi}{3}, \frac{10\pi}{3}, \frac{20\pi}{3}, \frac{22\pi}{3}, \frac{32\pi}{3}, \frac{34\pi}{3}$

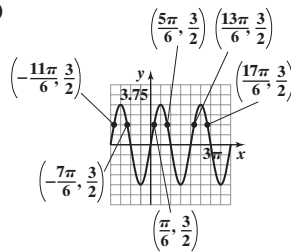
49. $\{0.41, 2.73\}$ 51. $\{1.37, 4.51\}$ 53. $\{2.69, 3.59\}$ 55. $\{1.82, 4.46\}$ 57. $\{2.08, 5.22\}$ 59. $\{0.73, 2.41\}$ 61. $\{\frac{\pi}{2}, \frac{2\pi}{3}, \frac{4\pi}{3}, \frac{3\pi}{2}\}$

63. $\{\frac{\pi}{2}, \frac{7\pi}{6}, \frac{11\pi}{6}\}$ 65. $\{0, \frac{\pi}{4}, \frac{5\pi}{4}\}$ 67. $\{\frac{\pi}{2}, \frac{2\pi}{3}, \frac{4\pi}{3}, \frac{3\pi}{2}\}$ 69. $\{\pi\}$ 71. $\{\frac{\pi}{4}, \frac{5\pi}{4}\}$ 73. $\{0, \frac{\pi}{3}, \pi, \frac{5\pi}{3}\}$ 75. $\{\frac{\pi}{6}, \frac{5\pi}{6}, \frac{3\pi}{2}\}$ 77. $\{\frac{\pi}{2}\}$

79. $\{0\}$ 81. $\{\frac{\pi}{3}, \frac{5\pi}{3}\}$ 83. No real solution 85. $\{-1.31, 1.98, 3.84\}$ 87. $\{0.52\}$ 89. $\{1.26\}$ 91. $\{-1.02, 1.02\}$

93. $\{0, 2.15\}$ 95. $\{0.76, 1.35\}$ 97. $\frac{\pi}{3}, \frac{2\pi}{3}, \frac{4\pi}{3}, \frac{5\pi}{3}$

99. (a) $-2\pi, -\pi, 0, \pi, 2\pi, 3\pi, 4\pi$ (b)

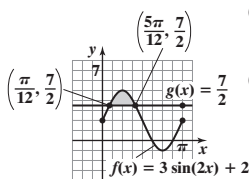


(c) $\{-\frac{11\pi}{6}, -\frac{7\pi}{6}, \frac{\pi}{6}, \frac{5\pi}{6}, \frac{13\pi}{6}, \frac{17\pi}{6}\}$

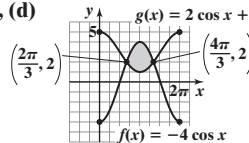
(d) $\{x | -\frac{11\pi}{6} < x < -\frac{7\pi}{6} \text{ or } \frac{\pi}{6} < x < \frac{5\pi}{6} \text{ or } \frac{13\pi}{6} < x < \frac{17\pi}{6}\}$

101. (a) $\{x | x = -\frac{\pi}{4} + k\pi, k \text{ an integer}\}$ (b) $-\frac{\pi}{2} < x < -\frac{\pi}{4}$ or $(-\frac{\pi}{2}, -\frac{\pi}{4})$

103. (a), (d) $\{\frac{\pi}{12}, \frac{5\pi}{12}\}$ (b) $\{\frac{\pi}{12}, \frac{5\pi}{12}\}$ (c) $\{x | \frac{\pi}{12} < x < \frac{5\pi}{12}\}$ or $(\frac{\pi}{12}, \frac{5\pi}{12})$



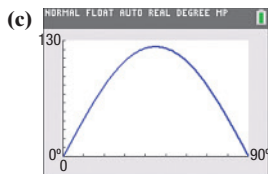
105. (a), (d) $\{\frac{2\pi}{3}, 2\}$ (b) $\{\frac{2\pi}{3}, \frac{4\pi}{3}\}$ (c) $\{x | \frac{2\pi}{3} < x < \frac{4\pi}{3}\}$ or $(\frac{2\pi}{3}, \frac{4\pi}{3})$



107. (a) 0 s, 0.43 s, 0.86 s (b) 0.21 s (c) $[0, 0.03] \cup [0.39, 0.43] \cup [0.86, 0.89]$

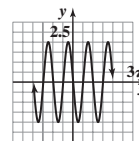
109. (a) 150 mi (b) 6.06, 8.44, 15.72, 18.11 min (c) Before 6.06 min, between 8.44 and 15.72 min, and after 18.11 min (d) No 111. 2.03, 4.91

113. (a) $30^\circ, 60^\circ$ (b) 123.6 m 115. 28.90° 117. Yes; it varies from 1.25 to 1.34. 119. 1.47 121. $\theta_B = 48.8^\circ$



123. $\left\{ \theta \mid \theta = \frac{5\pi}{6} + k\pi, \text{ where } k \text{ is any integer} \right\}$ 127. $x = \log_6 y$ 128. $\frac{9 - \sqrt{17}}{4}, \frac{9 + \sqrt{17}}{4}$

129. $\tan \theta = -\frac{1}{3}; \csc \theta = -\sqrt{10}; \sec \theta = \frac{\sqrt{10}}{3}; \cot \theta = -3$ 130. Amplitude: 2
Period: π
Phase shift: $\frac{\pi}{2}$



131. $\{x \mid x > 3\}$ or $(3, \infty)$ 132. $3\pi \text{ cm} \approx 9.425 \text{ cm}$ 133. $a = 6$ 134. odd 135. $y = -\frac{5}{2}x + \frac{21}{2}$ 136. $-\frac{2\pi}{3}$

7.4 Assess Your Understanding (page 484)

3. identity; conditional 4. -1 5. 0 6. T 7. F 8. T 9. c 10. b 11. $\frac{1}{\cos \theta}$ 13. $\frac{1 + \sin \theta}{\cos \theta}$ 15. $\frac{1}{\sin \theta \cos \theta}$ 17. 2 19. $\frac{3 \sin \theta + 1}{\sin \theta + 1}$

21. $\csc \theta \cdot \cos \theta = \frac{1}{\sin \theta} \cdot \cos \theta = \frac{\cos \theta}{\sin \theta} = \cot \theta$ 23. $1 + \tan^2(-\theta) = 1 + (-\tan \theta)^2 = 1 + \tan^2 \theta = \sec^2 \theta$

25. $\cos \theta (\tan \theta + \cot \theta) = \cos \theta \left(\frac{\sin \theta}{\cos \theta} + \frac{\cos \theta}{\sin \theta} \right) = \cos \theta \left(\frac{\sin^2 \theta + \cos^2 \theta}{\cos \theta \sin \theta} \right) = \cos \theta \left(\frac{1}{\cos \theta \sin \theta} \right) = \frac{1}{\sin \theta} = \csc \theta$

27. $\tan u \cot u - \cos^2 u = \tan u \cdot \frac{1}{\tan u} - \cos^2 u = 1 - \cos^2 u = \sin^2 u$ 29. $(\sec \theta - 1)(\sec \theta + 1) = \sec^2 \theta - 1 = \tan^2 \theta$

31. $(\sec \theta + \tan \theta)(\sec \theta - \tan \theta) = \sec^2 \theta - \tan^2 \theta = 1$ 33. $\cos^2 \theta (1 + \tan^2 \theta) = \cos^2 \theta \sec^2 \theta = \cos^2 \theta \cdot \frac{1}{\cos^2 \theta} = 1$

35. $(\sin \theta + \cos \theta)^2 + (\sin \theta - \cos \theta)^2 = \sin^2 \theta + 2 \sin \theta \cos \theta + \cos^2 \theta + \sin^2 \theta - 2 \sin \theta \cos \theta + \cos^2 \theta$
 $= \sin^2 \theta + \cos^2 \theta + \sin^2 \theta + \cos^2 \theta = 1 + 1 = 2$

37. $\sec^4 \theta - \sec^2 \theta = \sec^2 \theta (\sec^2 \theta - 1) = (1 + \tan^2 \theta) \tan^2 \theta = \tan^4 \theta + \tan^2 \theta$

39. $\sec u - \tan u = \frac{1}{\cos u} - \frac{\sin u}{\cos u} = \frac{1 - \sin u}{\cos u} \cdot \frac{1 + \sin u}{1 + \sin u} = \frac{1 - \sin^2 u}{\cos u (1 + \sin u)} = \frac{\cos^2 u}{\cos u (1 + \sin u)} = \frac{\cos u}{1 + \sin u}$

41. $3 \sin^2 \theta + 4 \cos^2 \theta = 3 \sin^2 \theta + 3 \cos^2 \theta + \cos^2 \theta = 3(\sin^2 \theta + \cos^2 \theta) + \cos^2 \theta = 3 + \cos^2 \theta$

43. $1 - \frac{\cos^2 \theta}{1 + \sin \theta} = 1 - \frac{1 - \sin^2 \theta}{1 + \sin \theta} = 1 - \frac{(1 + \sin \theta)(1 - \sin \theta)}{1 + \sin \theta} = 1 - (1 - \sin \theta) = \sin \theta$

45. $\frac{1 + \tan v}{1 - \tan v} = \frac{1 + \frac{1}{\cot v}}{1 - \frac{1}{\cot v}} = \frac{\frac{\cot v + 1}{\cot v}}{\frac{\cot v - 1}{\cot v}} = \frac{\cot v + 1}{\cot v - 1}$ 47. $\frac{\sec \theta}{\csc \theta} + \frac{\sin \theta}{\cos \theta} = \frac{\cos \theta}{1} + \tan \theta = \frac{\sin \theta}{\cos \theta} + \tan \theta = \tan \theta + \tan \theta = 2 \tan \theta$

49. $\frac{1 + \sin \theta}{1 - \sin \theta} = \frac{1 + \frac{1}{\csc \theta}}{1 - \frac{1}{\csc \theta}} = \frac{\frac{\csc \theta + 1}{\csc \theta}}{\frac{\csc \theta - 1}{\csc \theta}} = \frac{\csc \theta + 1}{\csc \theta - 1}$

51. $\frac{1 - \sin v}{\cos v} + \frac{\cos v}{1 - \sin v} = \frac{(1 - \sin v)^2 + \cos^2 v}{\cos v (1 - \sin v)} = \frac{1 - 2 \sin v + \sin^2 v + \cos^2 v}{\cos v (1 - \sin v)} = \frac{2 - 2 \sin v}{\cos v (1 - \sin v)} = \frac{2(1 - \sin v)}{\cos v (1 - \sin v)} = \frac{2}{\cos v} = 2 \sec v$

53. $\frac{\sin \theta}{\sin \theta - \cos \theta} = \frac{1}{\frac{\sin \theta - \cos \theta}{\sin \theta}} = \frac{1}{1 - \frac{\cos \theta}{\sin \theta}} = \frac{1}{1 - \cot \theta}$

55. $(\sec \theta - \tan \theta)^2 = \sec^2 \theta - 2 \sec \theta \tan \theta + \tan^2 \theta = \frac{1}{\cos^2 \theta} - \frac{2 \sin \theta}{\cos^2 \theta} + \frac{\sin^2 \theta}{\cos^2 \theta} = \frac{1 - 2 \sin \theta + \sin^2 \theta}{\cos^2 \theta} = \frac{(1 - \sin \theta)^2}{1 - \sin^2 \theta} = \frac{(1 - \sin \theta)^2}{(1 - \sin \theta)(1 + \sin \theta)}$
 $= \frac{1 - \sin \theta}{1 + \sin \theta}$

57. $\frac{\cos \theta}{1 - \tan \theta} + \frac{\sin \theta}{1 - \cot \theta} = \frac{\cos \theta}{1 - \frac{\sin \theta}{\cos \theta}} + \frac{\sin \theta}{1 - \frac{\cos \theta}{\sin \theta}} = \frac{\cos \theta}{\frac{\cos \theta - \sin \theta}{\cos \theta}} + \frac{\sin \theta}{\frac{\sin \theta - \cos \theta}{\sin \theta}} = \frac{\cos^2 \theta}{\cos \theta - \sin \theta} + \frac{\sin^2 \theta}{\sin \theta - \cos \theta}$
 $= \frac{\cos^2 \theta - \sin^2 \theta}{\cos \theta - \sin \theta} = \frac{(\cos \theta - \sin \theta)(\cos \theta + \sin \theta)}{\cos \theta - \sin \theta} = \sin \theta + \cos \theta$

59. $\tan \theta + \frac{\cos \theta}{1 + \sin \theta} = \frac{\sin \theta}{\cos \theta} + \frac{\cos \theta}{1 + \sin \theta} = \frac{\sin \theta (1 + \sin \theta) + \cos^2 \theta}{\cos \theta (1 + \sin \theta)} = \frac{\sin \theta + \sin^2 \theta + \cos^2 \theta}{\cos \theta (1 + \sin \theta)} = \frac{\sin \theta + 1}{\cos \theta (1 + \sin \theta)} = \frac{1}{\cos \theta} = \sec \theta$

61. $\frac{\tan \theta + \sec \theta - 1}{\tan \theta - \sec \theta + 1} = \frac{\tan \theta + (\sec \theta - 1)}{\tan \theta - (\sec \theta - 1)} \cdot \frac{\tan \theta + (\sec \theta - 1)}{\tan \theta + (\sec \theta - 1)} = \frac{\tan^2 \theta + 2 \tan \theta (\sec \theta - 1) + \sec^2 \theta - 2 \sec \theta + 1}{\tan^2 \theta - (\sec^2 \theta - 2 \sec \theta + 1)}$
 $= \frac{\sec^2 \theta - 1 + 2 \tan \theta (\sec \theta - 1) + \sec^2 \theta - 2 \sec \theta + 1}{\sec^2 \theta - 1 - \sec^2 \theta + 2 \sec \theta - 1} = \frac{2 \sec^2 \theta - 2 \sec \theta + 2 \tan \theta (\sec \theta - 1)}{-2 + 2 \sec \theta}$
 $= \frac{2 \sec \theta (\sec \theta - 1) + 2 \tan \theta (\sec \theta - 1)}{2(\sec \theta - 1)} = \frac{2(\sec \theta - 1)(\sec \theta + \tan \theta)}{2(\sec \theta - 1)} = \tan \theta + \sec \theta$

$$63. \frac{\tan \theta - \cot \theta}{\tan \theta + \cot \theta} = \frac{\frac{\sin \theta}{\cos \theta} - \frac{\cos \theta}{\sin \theta}}{\frac{\sin \theta}{\cos \theta} + \frac{\cos \theta}{\sin \theta}} = \frac{\frac{\sin^2 \theta - \cos^2 \theta}{\cos \theta \sin \theta}}{\frac{\sin^2 \theta + \cos^2 \theta}{\cos \theta \sin \theta}} = \frac{\sin^2 \theta - \cos^2 \theta}{1} = \sin^2 \theta - \cos^2 \theta$$

$$65. \frac{\tan u - \cot u}{\tan u + \cot u} + 1 = \frac{\frac{\sin u}{\cos u} - \frac{\cos u}{\sin u}}{\frac{\sin u}{\cos u} + \frac{\cos u}{\sin u}} + 1 = \frac{\frac{\sin^2 u - \cos^2 u}{\cos u \sin u}}{\frac{\sin^2 u + \cos^2 u}{\cos u \sin u}} + 1 = \sin^2 u - \cos^2 u + 1 = \sin^2 u + (1 - \cos^2 u) = 2 \sin^2 u$$

$$67. \frac{\sec \theta + \tan \theta}{\cot \theta + \cos \theta} = \frac{\frac{1}{\cos \theta} + \frac{\sin \theta}{\cos \theta}}{\frac{\cos \theta}{\sin \theta} + \cos \theta} = \frac{\frac{1 + \sin \theta}{\cos \theta}}{\frac{\cos \theta + \cos \theta \sin \theta}{\sin \theta}} = \frac{1 + \sin \theta}{\cos \theta} \cdot \frac{\sin \theta}{\cos \theta (1 + \sin \theta)} = \frac{\sin \theta}{\cos \theta} \cdot \frac{1}{\cos \theta} = \tan \theta \sec \theta$$

$$69. \frac{1 - \tan^2 \theta}{1 + \tan^2 \theta} + 1 = \frac{1 - \tan^2 \theta + 1 + \tan^2 \theta}{1 + \tan^2 \theta} = \frac{2}{1 + \tan^2 \theta} = \frac{2}{\sec^2 \theta} = 2 \cos^2 \theta$$

$$71. \frac{\sec \theta - \csc \theta}{\sec \theta \csc \theta} = \frac{\sec \theta}{\sec \theta \csc \theta} - \frac{\csc \theta}{\sec \theta \csc \theta} = \frac{1}{\csc \theta} - \frac{1}{\sec \theta} = \sin \theta - \cos \theta$$

$$73. \sec \theta - \cos \theta = \frac{1}{\cos \theta} - \cos \theta = \frac{1 - \cos^2 \theta}{\cos \theta} = \frac{\sin^2 \theta}{\cos \theta} = \sin \theta \cdot \frac{\sin \theta}{\cos \theta} = \sin \theta \tan \theta$$

$$75. \frac{1}{1 - \sin \theta} + \frac{1}{1 + \sin \theta} = \frac{1 + \sin \theta + 1 - \sin \theta}{(1 + \sin \theta)(1 - \sin \theta)} = \frac{2}{1 - \sin^2 \theta} = \frac{2}{\cos^2 \theta} = 2 \sec^2 \theta$$

$$77. \frac{\sec \theta}{1 - \sin \theta} = \frac{\sec \theta}{1 - \sin \theta} \cdot \frac{1 + \sin \theta}{1 + \sin \theta} = \frac{\sec \theta (1 + \sin \theta)}{1 - \sin^2 \theta} = \frac{\sec \theta (1 + \sin \theta)}{\cos^2 \theta} = \frac{1 + \sin \theta}{\cos^3 \theta}$$

$$79. \frac{(\sec v - \tan v)^2 + 1}{\csc v (\sec v - \tan v)} = \frac{\sec^2 v - 2 \sec v \tan v + \tan^2 v + 1}{\frac{1}{\sin v} \left(\frac{1}{\cos v} - \frac{\sin v}{\cos v} \right)} = \frac{2 \sec^2 v - 2 \sec v \tan v}{\frac{1}{\sin v} \left(\frac{1 - \sin v}{\cos v} \right)} = \frac{\frac{2}{\cos^2 v} - \frac{2 \sin v}{\cos^2 v}}{\frac{1 - \sin v}{\sin v \cos v}} = \frac{2 - 2 \sin v}{\cos^2 v} \cdot \frac{\sin v \cos v}{1 - \sin v} = \frac{2(1 - \sin v)}{\cos v} \cdot \frac{\sin v}{1 - \sin v} = \frac{2 \sin v}{\cos v} = 2 \tan v$$

$$81. \frac{\sin \theta + \cos \theta}{\cos \theta} - \frac{\sin \theta - \cos \theta}{\sin \theta} = \frac{\sin \theta}{\cos \theta} + 1 - 1 + \frac{\cos \theta}{\sin \theta} = \frac{\sin^2 \theta + \cos^2 \theta}{\cos \theta \sin \theta} = \frac{1}{\cos \theta \sin \theta} = \sec \theta \csc \theta$$

$$83. \frac{\sin^3 \theta + \cos^3 \theta}{\sin \theta + \cos \theta} = \frac{(\sin \theta + \cos \theta)(\sin^2 \theta - \sin \theta \cos \theta + \cos^2 \theta)}{\sin \theta + \cos \theta} = \sin^2 \theta + \cos^2 \theta - \sin \theta \cos \theta = 1 - \sin \theta \cos \theta$$

$$85. \frac{\cos^2 \theta - \sin^2 \theta}{1 - \tan^2 \theta} = \frac{\cos^2 \theta - \sin^2 \theta}{1 - \frac{\sin^2 \theta}{\cos^2 \theta}} = \frac{\cos^2 \theta - \sin^2 \theta}{\frac{\cos^2 \theta - \sin^2 \theta}{\cos^2 \theta}} = \cos^2 \theta$$

$$87. \frac{(2 \cos^2 \theta - 1)^2}{\cos^4 \theta - \sin^4 \theta} = \frac{[2 \cos^2 \theta - (\sin^2 \theta + \cos^2 \theta)]^2}{(\cos^2 \theta - \sin^2 \theta)(\cos^2 \theta + \sin^2 \theta)} = \frac{(\cos^2 \theta - \sin^2 \theta)^2}{\cos^2 \theta - \sin^2 \theta} = \cos^2 \theta - \sin^2 \theta = (1 - \sin^2 \theta) - \sin^2 \theta = 1 - 2 \sin^2 \theta$$

$$89. \frac{1 + \sin \theta + \cos \theta}{1 + \sin \theta - \cos \theta} = \frac{(1 + \sin \theta) + \cos \theta}{(1 + \sin \theta) - \cos \theta} \cdot \frac{(1 + \sin \theta) + \cos \theta}{(1 + \sin \theta) + \cos \theta} = \frac{1 + 2 \sin \theta + \sin^2 \theta + 2(1 + \sin \theta) \cos \theta + \cos^2 \theta}{1 + 2 \sin \theta + \sin^2 \theta - \cos^2 \theta} = \frac{1 + 2 \sin \theta + \sin^2 \theta + 2(1 + \sin \theta) \cos \theta + (1 - \sin^2 \theta)}{1 + 2 \sin \theta + \sin^2 \theta - (1 - \sin^2 \theta)} = \frac{2 + 2 \sin \theta + 2(1 + \sin \theta) \cos \theta}{2 \sin \theta + 2 \sin^2 \theta} = \frac{2(1 + \sin \theta) + 2(1 + \sin \theta) \cos \theta}{2 \sin \theta (1 + \sin \theta)} = \frac{2(1 + \sin \theta)(1 + \cos \theta)}{2 \sin \theta (1 + \sin \theta)} = \frac{1 + \cos \theta}{\sin \theta}$$

$$91. (a \sin \theta + b \cos \theta)^2 + (a \cos \theta - b \sin \theta)^2 = a^2 \sin^2 \theta + 2ab \sin \theta \cos \theta + b^2 \cos^2 \theta + a^2 \cos^2 \theta - 2ab \sin \theta \cos \theta + b^2 \sin^2 \theta = a^2 (\sin^2 \theta + \cos^2 \theta) + b^2 (\cos^2 \theta + \sin^2 \theta) = a^2 + b^2$$

$$93. \frac{\tan \alpha + \tan \beta}{\cot \alpha + \cot \beta} = \frac{\tan \alpha + \tan \beta}{\frac{1}{\tan \alpha} + \frac{1}{\tan \beta}} = \frac{\tan \alpha + \tan \beta}{\frac{\tan \beta + \tan \alpha}{\tan \alpha \tan \beta}} = (\tan \alpha + \tan \beta) \cdot \frac{\tan \alpha \tan \beta}{\tan \alpha + \tan \beta} = \tan \alpha \tan \beta$$

$$95. (\sin \alpha + \cos \beta)^2 + (\cos \beta + \sin \alpha)(\cos \beta - \sin \alpha) = (\sin^2 \alpha + 2 \sin \alpha \cos \beta + \cos^2 \beta) + (\cos^2 \beta - \sin^2 \alpha) = 2 \cos^2 \beta + 2 \sin \alpha \cos \beta = 2 \cos \beta (\cos \beta + \sin \alpha) = 2 \cos \beta (\sin \alpha + \cos \beta)$$

$$97. \ln |\sec \theta| = \ln |\cos \theta|^{-1} = -\ln |\cos \theta|$$

$$99. \ln |1 + \cos \theta| + \ln |1 - \cos \theta| = \ln (|1 + \cos \theta| |1 - \cos \theta|) = \ln |1 - \cos^2 \theta| = \ln |\sin^2 \theta| = 2 \ln |\sin \theta|$$

$$101. g(x) = \sec x - \cos x = \frac{1}{\cos x} - \cos x = \frac{1}{\cos x} - \frac{\cos^2 x}{\cos x} = \frac{1 - \cos^2 x}{\cos x} = \frac{\sin^2 x}{\cos x} = \sin x \cdot \frac{\sin x}{\cos x} = \sin x \cdot \tan x = f(x)$$

$$103. f(\theta) = \frac{1 - \sin \theta}{\cos \theta} - \frac{\cos \theta}{1 + \sin \theta} = \frac{1 - \sin \theta}{\cos \theta} \cdot \frac{1 + \sin \theta}{1 + \sin \theta} - \frac{\cos \theta}{1 + \sin \theta} \cdot \frac{\cos \theta}{\cos \theta} = \frac{1 - \sin^2 \theta}{\cos \theta(1 + \sin \theta)} - \frac{\cos^2 \theta}{\cos \theta(1 + \sin \theta)}$$

$$= \frac{\cos^2 \theta}{\cos \theta(1 + \sin \theta)} - \frac{\cos^2 \theta}{\cos \theta(1 + \sin \theta)} = 0 = g(\theta)$$

$$105. \sqrt{16 + 16 \tan^2 \theta} = \sqrt{16} \sqrt{1 + \tan^2 \theta} = 4 \sqrt{\sec^2 \theta} = 4 \sec \theta, \text{ since } \sec \theta > 0 \text{ for } -\frac{\pi}{2} < \theta < \frac{\pi}{2}$$

$$107. 1200 \sec \theta (2 \sec^2 \theta - 1) = 1200 \frac{1}{\cos \theta} \left(\frac{2}{\cos^2 \theta} - 1 \right) = 1200 \frac{1}{\cos \theta} \left(\frac{2}{\cos^2 \theta} - \frac{\cos^2 \theta}{\cos^2 \theta} \right) = 1200 \frac{1}{\cos \theta} \left(\frac{2 - \cos^2 \theta}{\cos^2 \theta} \right) = \frac{1200(1 + 1 - \cos^2 \theta)}{\cos^3 \theta}$$

$$= \frac{1200(1 + \sin^2 \theta)}{\cos^3 \theta}$$

109. Let $\theta = \sin^{-1}(-x)$. Then $-x = \sin \theta$. So, $x = -\sin \theta = \sin(-\theta)$ because the sine function is odd. This means $-\theta = \sin^{-1}x$, and $\theta = -\sin^{-1}x$.
So, $\sin^{-1}(-x) = -\sin^{-1}x$.

115. Maximum, 1250 116. $(f \circ g)(x) = \frac{x-1}{x-2}$ 117. $\sin \theta = \frac{5}{13}$; $\cos \theta = -\frac{12}{13}$; $\tan \theta = -\frac{5}{12}$; $\csc \theta = \frac{13}{5}$; $\sec \theta = -\frac{13}{12}$; $\cot \theta = -\frac{12}{5}$ 118. $-\frac{2}{\pi}$

119. $4\sqrt{13}$ 120. $\frac{48}{5}\pi \text{ m}^2 \approx 30.159 \text{ m}^2$ 121. 18 miles 122. $-\frac{\sqrt{89}}{8}$ 123. $(x-6)^2 + (y+2)^2 = 9$ 124. $\{x|6 < x \leq 9\}$ or $(6, 9]$

7.5 Assess Your Understanding (page 496)

7. (a) - (b) - 8. F 9. F 10. T 11. a 12. d 13. $-\frac{1}{4}(\sqrt{2} + \sqrt{6})$ 15. $2 - \sqrt{3}$ 17. $\frac{1}{4}(\sqrt{6} + \sqrt{2})$ 19. $\frac{1}{4}(\sqrt{2} - \sqrt{6})$

21. $-\frac{1}{4}(\sqrt{6} + \sqrt{2})$ 23. $\sqrt{6} - \sqrt{2}$ 25. $\frac{1}{2}$ 27. 0 29. 1 31. -1 33. $\frac{1}{2}$ 35. (a) $\frac{2\sqrt{5}}{25}$ (b) $\frac{11\sqrt{5}}{25}$ (c) $\frac{2\sqrt{5}}{5}$ (d) 2

37. (a) $\frac{4-3\sqrt{3}}{10}$ (b) $\frac{-3-4\sqrt{3}}{10}$ (c) $\frac{4+3\sqrt{3}}{10}$ (d) $\frac{25\sqrt{3}+48}{39}$ 39. (a) $-\frac{5+12\sqrt{3}}{26}$ (b) $\frac{12-5\sqrt{3}}{26}$ (c) $\frac{-5+12\sqrt{3}}{26}$ (d) $\frac{-240+169\sqrt{3}}{69}$

41. (a) $-\frac{2\sqrt{2}}{3}$ (b) $\frac{-2\sqrt{2} + \sqrt{3}}{6}$ (c) $\frac{-2\sqrt{2} + \sqrt{3}}{6}$ (d) $\frac{9-4\sqrt{2}}{7}$ 43. $\frac{1-2\sqrt{6}}{6}$ 45. $\frac{\sqrt{3}-2\sqrt{2}}{6}$ 47. $\frac{8\sqrt{2}-9\sqrt{3}}{5}$

49. $\sin\left(\frac{\pi}{2} + \theta\right) = \sin\frac{\pi}{2}\cos\theta + \cos\frac{\pi}{2}\sin\theta = 1 \cdot \cos\theta + 0 \cdot \sin\theta = \cos\theta$

51. $\sin(\pi - \theta) = \sin\pi\cos\theta - \cos\pi\sin\theta = 0 \cdot \cos\theta - (-1)\sin\theta = \sin\theta$

53. $\sin(\pi + \theta) = \sin\pi\cos\theta + \cos\pi\sin\theta = 0 \cdot \cos\theta + (-1)\sin\theta = -\sin\theta$

55. $\tan(\pi - \theta) = \frac{\tan\pi - \tan\theta}{1 + \tan\pi\tan\theta} = \frac{0 - \tan\theta}{1 + 0 \cdot \tan\theta} = -\tan\theta$

57. $\sin\left(\frac{3\pi}{2} + \theta\right) = \sin\frac{3\pi}{2}\cos\theta + \cos\frac{3\pi}{2}\sin\theta = -1 \cdot \cos\theta + 0 \cdot \sin\theta = -\cos\theta$

59. $\sin(\alpha + \beta) + \sin(\alpha - \beta) = \sin\alpha\cos\beta + \cos\alpha\sin\beta + \sin\alpha\cos\beta - \cos\alpha\sin\beta = 2\sin\alpha\cos\beta$

61. $\frac{\sin(\alpha + \beta)}{\sin\alpha\cos\beta} = \frac{\sin\alpha\cos\beta + \cos\alpha\sin\beta}{\sin\alpha\cos\beta} = \frac{\sin\alpha\cos\beta}{\sin\alpha\cos\beta} + \frac{\cos\alpha\sin\beta}{\sin\alpha\cos\beta} = 1 + \cot\alpha\tan\beta$

63. $\frac{\cos(\alpha + \beta)}{\cos\alpha\cos\beta} = \frac{\cos\alpha\cos\beta - \sin\alpha\sin\beta}{\cos\alpha\cos\beta} = \frac{\cos\alpha\cos\beta}{\cos\alpha\cos\beta} - \frac{\sin\alpha\sin\beta}{\cos\alpha\cos\beta} = 1 - \tan\alpha\tan\beta$

65. $\frac{\sin(\alpha + \beta)}{\sin(\alpha - \beta)} = \frac{\sin\alpha\cos\beta + \cos\alpha\sin\beta}{\sin\alpha\cos\beta - \cos\alpha\sin\beta} = \frac{\frac{\sin\alpha\cos\beta + \cos\alpha\sin\beta}{\cos\alpha\cos\beta}}{\frac{\sin\alpha\cos\beta - \cos\alpha\sin\beta}{\cos\alpha\cos\beta}} = \frac{\frac{\sin\alpha\cos\beta}{\cos\alpha\cos\beta} + \frac{\cos\alpha\sin\beta}{\cos\alpha\cos\beta}}{\frac{\sin\alpha\cos\beta}{\cos\alpha\cos\beta} - \frac{\cos\alpha\sin\beta}{\cos\alpha\cos\beta}} = \frac{\tan\alpha + \tan\beta}{\tan\alpha - \tan\beta}$

67. $\cot(\alpha + \beta) = \frac{\cos(\alpha + \beta)}{\sin(\alpha + \beta)} = \frac{\cos\alpha\cos\beta - \sin\alpha\sin\beta}{\sin\alpha\cos\beta + \cos\alpha\sin\beta} = \frac{\frac{\cos\alpha\cos\beta - \sin\alpha\sin\beta}{\sin\alpha\sin\beta}}{\frac{\sin\alpha\cos\beta + \cos\alpha\sin\beta}{\sin\alpha\sin\beta}} = \frac{\frac{\cos\alpha\cos\beta}{\sin\alpha\sin\beta} - \frac{\sin\alpha\sin\beta}{\sin\alpha\sin\beta}}{\frac{\sin\alpha\cos\beta}{\sin\alpha\sin\beta} + \frac{\cos\alpha\sin\beta}{\sin\alpha\sin\beta}} = \frac{\cot\alpha\cot\beta - 1}{\cot\beta + \cot\alpha}$

69. $\sec(\alpha + \beta) = \frac{1}{\cos(\alpha + \beta)} = \frac{1}{\cos\alpha\cos\beta - \sin\alpha\sin\beta} = \frac{\frac{1}{\sin\alpha\sin\beta}}{\frac{\cos\alpha\cos\beta - \sin\alpha\sin\beta}{\sin\alpha\sin\beta}} = \frac{\frac{1}{\sin\alpha} \cdot \frac{1}{\sin\beta}}{\frac{\cos\alpha\cos\beta}{\sin\alpha\sin\beta} - \frac{\sin\alpha\sin\beta}{\sin\alpha\sin\beta}} = \frac{\csc\alpha\csc\beta}{\cot\alpha\cot\beta - 1}$

71. $\sin(\alpha - \beta)\sin(\alpha + \beta) = (\sin\alpha\cos\beta - \cos\alpha\sin\beta)(\sin\alpha\cos\beta + \cos\alpha\sin\beta) = \sin^2\alpha\cos^2\beta - \cos^2\alpha\sin^2\beta$
 $= \sin^2\alpha(1 - \sin^2\beta) - (1 - \sin^2\alpha)\sin^2\beta = \sin^2\alpha - \sin^2\beta$

73. $\sin(\theta + k\pi) = \sin\theta\cos k\pi + \cos\theta\sin k\pi = (\sin\theta)(-1)^k + (\cos\theta)(0) = (-1)^k\sin\theta, k \text{ any integer}$

75. $\frac{\sqrt{3}}{2}$ 77. $-\frac{24}{25}$ 79. $-\frac{33}{65}$ 81. $\frac{63}{65}$ 83. $\frac{48 + 25\sqrt{3}}{39}$ 85. $\frac{4}{3}$ 87. $u\sqrt{1-v^2} - v\sqrt{1-u^2}; -1 \leq u \leq 1; -1 \leq v \leq 1$

89. $\frac{u\sqrt{1-v^2} - v}{\sqrt{1+u^2}}; -\infty < u < \infty; -1 \leq v \leq 1$ 91. $\frac{uv - \sqrt{1-u^2}\sqrt{1-v^2}}{v\sqrt{1-u^2} + u\sqrt{1-v^2}}; -1 \leq u \leq 1; -1 \leq v \leq 1$ 93. $\left\{\frac{\pi}{2}, \frac{7\pi}{6}\right\}$ 95. $\left\{\frac{\pi}{4}\right\}$ 97. $\left\{\frac{11\pi}{6}\right\}$

99. $\sin(\sin^{-1}v + \cos^{-1}v) = \sin(\sin^{-1}v) \cos(\cos^{-1}v) + \cos(\sin^{-1}v) \sin(\cos^{-1}v) = (v)(v) + \sqrt{1-v^2}\sqrt{1-v^2} = v^2 + 1 - v^2 = 1$

101. $\frac{\sin(x+h) - \sin x}{h} = \frac{\sin x \cos h + \cos x \sin h - \sin x}{h} = \frac{\cos x \sin h - \sin x(1 - \cos h)}{h} = \cos x \cdot \frac{\sin h}{h} - \sin x \cdot \frac{1 - \cos h}{h}$

103. (a) $\tan(\tan^{-1}1 + \tan^{-1}2 + \tan^{-1}3) = \tan((\tan^{-1}1 + \tan^{-1}2) + \tan^{-1}3) = \frac{\tan(\tan^{-1}1 + \tan^{-1}2) + \tan(\tan^{-1}3)}{1 - \tan(\tan^{-1}1 + \tan^{-1}2)\tan(\tan^{-1}3)}$

$$= \frac{\frac{\tan(\tan^{-1}1) + \tan(\tan^{-1}2)}{1 - \tan(\tan^{-1}1)\tan(\tan^{-1}2)} + 3}{1 - \frac{\tan(\tan^{-1}1) + \tan(\tan^{-1}2)}{1 - \tan(\tan^{-1}1)\tan(\tan^{-1}2)} \cdot 3} = \frac{\frac{1+2}{1-1 \cdot 2} + 3}{1 - \frac{1+2}{1-1 \cdot 2} \cdot 3} = \frac{\frac{3}{-1} + 3}{1 - \frac{3}{-1} \cdot 3} = \frac{-3+3}{1+9} = \frac{0}{10} = 0$$

(b) From the definition of the inverse tangent function, $0 < \tan^{-1}1 < \frac{\pi}{2}$, $0 < \tan^{-1}2 < \frac{\pi}{2}$, and $0 < \tan^{-1}3 < \frac{\pi}{2}$,

so $0 < \tan^{-1}1 + \tan^{-1}2 + \tan^{-1}3 < \frac{3\pi}{2}$.

On the interval $(0, \frac{3\pi}{2})$, $\tan \theta = 0$ if and only if $\theta = \pi$. Therefore, from part (a), $\tan^{-1}1 + \tan^{-1}2 + \tan^{-1}3 = \pi$.

105. (a) $(2400 - 1200\sqrt{3}) \text{ in.}^2$ (b) $(1350 + 675\sqrt{3}) \text{ cm}^2$ 107. $\tan \theta = \tan(\theta_2 - \theta_1) = \frac{\tan \theta_2 - \tan \theta_1}{1 + \tan \theta_1 \tan \theta_2} = \frac{m_2 - m_1}{1 + m_1 m_2}$

109. Let $\alpha = \sin^{-1}v$ and $\beta = \cos^{-1}v$. Then $\sin \alpha = \cos \beta = v$, and since $\sin \alpha = \cos(\frac{\pi}{2} - \alpha)$, $\cos(\frac{\pi}{2} - \alpha) = \cos \beta$.

If $v \geq 0$, then $0 \leq \alpha \leq \frac{\pi}{2}$, so $(\frac{\pi}{2} - \alpha)$ and β both lie in $[0, \frac{\pi}{2}]$. If $v < 0$, then $-\frac{\pi}{2} \leq \alpha < 0$, so $(\frac{\pi}{2} - \alpha)$ and β both lie in $(\frac{\pi}{2}, \pi]$.

Either way, $\cos(\frac{\pi}{2} - \alpha) = \cos \beta$ implies $\frac{\pi}{2} - \alpha = \beta$, or $\alpha + \beta = \frac{\pi}{2}$.

111. Let $\alpha = \tan^{-1}\frac{1}{v}$ and $\beta = \tan^{-1}v$. Because $v \neq 0$, $\alpha, \beta \neq 0$. Then $\tan \alpha = \frac{1}{v} = \frac{1}{\tan \beta} = \cot \beta$, and since

$\tan \alpha = \cot(\frac{\pi}{2} - \alpha)$, $\cot(\frac{\pi}{2} - \alpha) = \cot \beta$. Because $v > 0$, $0 < \alpha < \frac{\pi}{2}$, and so $(\frac{\pi}{2} - \alpha)$ and β both lie in $(0, \frac{\pi}{2})$.

Then $\cot(\frac{\pi}{2} - \alpha) = \cot \beta$ implies $\frac{\pi}{2} - \alpha = \beta$, or $\alpha = \frac{\pi}{2} - \beta$.

113. $2 \cot(\alpha - \beta) = \frac{2}{\tan(\alpha - \beta)} = 2 \cdot \frac{1 + \tan \alpha \tan \beta}{\tan \alpha - \tan \beta} = 2 \cdot \frac{1 + (x+1)(x-1)}{(x+1) - (x-1)} = 2 \cdot \frac{1 + x^2 - 1}{x+1 - x+1} = \frac{2x^2}{2} = x^2$

115. $\tan \frac{\pi}{2}$ is not defined; $\tan(\frac{\pi}{2} - \theta) = \frac{\sin(\frac{\pi}{2} - \theta)}{\cos(\frac{\pi}{2} - \theta)} = \frac{\cos \theta}{\sin \theta} = \cot \theta$.

116. $(-\frac{1}{3}, -\frac{5}{9})$, $(-5, 1)$ 117. 510° 118. $\frac{9\pi}{2} \text{ m}^2 \approx 14.14 \text{ m}^2$ 119. $\sin \theta = -\frac{2\sqrt{5}}{5}$; $\cos \theta = \frac{\sqrt{5}}{5}$; $\csc \theta = -\frac{\sqrt{5}}{2}$; $\sec \theta = \sqrt{5}$; $\cot \theta = -\frac{1}{2}$

120. $f(x) = \frac{1}{4}(x+2)^2 - 3$ 121. $\{6\}$ 122. $\log_7 \frac{x^3 y^2}{z^5}$ 123. $144x^{18}y^{14}$ 124. $\{2, 6\}$ 125. $\frac{14x+24}{(x+3)^{1/4}}$, $x > -3$

7.6 Assess Your Understanding (page 507)

1. $\sin^2 \theta$; $2 \cos^2 \theta$; $2 \sin^2 \theta$ 2. $\frac{\theta}{2}$ 3. $\sin \theta$ 4. T 5. F 6. F 7. b 8. c 9. (a) $\frac{24}{25}$ (b) $\frac{7}{25}$ (c) $\frac{\sqrt{10}}{10}$ (d) $\frac{3\sqrt{10}}{10}$

11. (a) $\frac{24}{25}$ (b) $-\frac{7}{25}$ (c) $\frac{2\sqrt{5}}{5}$ (d) $-\frac{\sqrt{5}}{5}$ 13. (a) $-\frac{2\sqrt{2}}{3}$ (b) $\frac{1}{3}$ (c) $\sqrt{\frac{3+\sqrt{6}}{6}}$ (d) $\sqrt{\frac{3-\sqrt{6}}{6}}$

15. (a) $\frac{4\sqrt{2}}{9}$ (b) $-\frac{7}{9}$ (c) $\frac{\sqrt{3}}{3}$ (d) $\frac{\sqrt{6}}{3}$ 17. (a) $-\frac{4}{5}$ (b) $\frac{3}{5}$ (c) $\sqrt{\frac{5+2\sqrt{5}}{10}}$ (d) $\sqrt{\frac{5-2\sqrt{5}}{10}}$

19. (a) $-\frac{3}{5}$ (b) $-\frac{4}{5}$ (c) $\frac{1}{2}\sqrt{\frac{10-\sqrt{10}}{5}}$ (d) $-\frac{1}{2}\sqrt{\frac{10+\sqrt{10}}{5}}$ 21. $\frac{\sqrt{2-\sqrt{2}}}{2}$ 23. $1 - \sqrt{2}$ 25. $-\frac{\sqrt{2+\sqrt{3}}}{2}$

27. $\frac{2}{\sqrt{2+\sqrt{2}}} = (2 - \sqrt{2})\sqrt{2+\sqrt{2}}$ 29. $-\frac{\sqrt{2-\sqrt{2}}}{2}$ 31. $-\frac{4}{5}$ 33. $\frac{\sqrt{10(5-\sqrt{5})}}{10}$ 35. $\frac{4}{3}$ 37. $-\frac{7}{8}$ 39. $\frac{\sqrt{10}}{4}$ 41. $-\frac{\sqrt{15}}{3}$

43. $\sin^4 \theta = (\sin^2 \theta)^2 = \left(\frac{1 - \cos(2\theta)}{2}\right)^2 = \frac{1}{4}[1 - 2\cos(2\theta) + \cos^2(2\theta)] = \frac{1}{4} - \frac{1}{2}\cos(2\theta) + \frac{1}{4}\cos^2(2\theta)$
 $= \frac{1}{4} - \frac{1}{2}\cos(2\theta) + \frac{1}{4} \cdot \frac{1 + \cos(4\theta)}{2} = \frac{1}{4} - \frac{1}{2}\cos(2\theta) + \frac{1}{8} + \frac{1}{8}\cos(4\theta) = \frac{3}{8} - \frac{1}{2}\cos(2\theta) + \frac{1}{8}\cos(4\theta)$

45. $\sin^2 \theta \cos^2 \theta = \frac{1 - \cos(2\theta)}{2} \cdot \frac{1 + \cos(2\theta)}{2} = \frac{1}{4}[1 - \cos^2(2\theta)] = \frac{1}{4}\left[1 - \frac{1 + \cos(4\theta)}{2}\right] = \frac{1}{4}\left[\frac{1}{2} - \frac{1}{2}\cos(4\theta)\right] = \frac{1}{8} - \frac{1}{8}\cos(4\theta)$

47. $\cos(3\theta) = 4 \cos^3 \theta - 3 \cos \theta$ 49. $\sin(5\theta) = 16 \sin^5 \theta - 20 \sin^3 \theta + 5 \sin \theta$ 51. $\cos^4 \theta - \sin^4 \theta = (\cos^2 \theta + \sin^2 \theta)(\cos^2 \theta - \sin^2 \theta) = \cos(2\theta)$

$$53. \cot(2\theta) = \frac{1}{\tan(2\theta)} = \frac{1 - \tan^2 \theta}{2 \tan \theta} = \frac{1 - \frac{1}{\cot^2 \theta}}{2 \cdot \frac{1}{\cot \theta}} = \frac{\frac{\cot^2 \theta - 1}{\cot^2 \theta}}{\frac{2}{\cot \theta}} = \frac{\cot^2 \theta - 1}{\cot^2 \theta} \cdot \frac{\cot \theta}{2} = \frac{\cot^2 \theta - 1}{2 \cot \theta}$$

$$55. \sec(2\theta) = \frac{1}{\cos(2\theta)} = \frac{1}{2 \cos^2 \theta - 1} = \frac{1}{\frac{2}{\sec^2 \theta} - 1} = \frac{1}{\frac{2 - \sec^2 \theta}{\sec^2 \theta}} = \frac{\sec^2 \theta}{2 - \sec^2 \theta} \quad 57. \cos^2(2u) - \sin^2(2u) = \cos(2 \cdot 2u) = \cos(4u)$$

$$59. \frac{\cos(2\theta)}{1 + \sin(2\theta)} = \frac{\cos^2 \theta - \sin^2 \theta}{1 + 2 \sin \theta \cos \theta} = \frac{(\cos \theta - \sin \theta)(\cos \theta + \sin \theta)}{\sin^2 \theta + \cos^2 \theta + 2 \sin \theta \cos \theta} = \frac{(\cos \theta - \sin \theta)(\cos \theta + \sin \theta)}{(\sin \theta + \cos \theta)(\sin \theta + \cos \theta)} = \frac{\cos \theta - \sin \theta}{\cos \theta + \sin \theta}$$

$$= \frac{\frac{\cos \theta - \sin \theta}{\sin \theta}}{\frac{\cos \theta + \sin \theta}{\sin \theta}} = \frac{\frac{\cos \theta}{\sin \theta} - \frac{\sin \theta}{\sin \theta}}{\frac{\cos \theta}{\sin \theta} + \frac{\sin \theta}{\sin \theta}} = \frac{\cot \theta - 1}{\cot \theta + 1}$$

$$61. \sec^2 \frac{\theta}{2} = \frac{1}{\cos^2 \left(\frac{\theta}{2}\right)} = \frac{1}{\frac{1 + \cos \theta}{2}} = \frac{2}{1 + \cos \theta}$$

$$63. \cot^2 \frac{\nu}{2} = \frac{1}{\tan^2 \left(\frac{\nu}{2}\right)} = \frac{1}{\frac{1 - \cos \nu}{1 + \cos \nu}} = \frac{1 + \cos \nu}{1 - \cos \nu} = \frac{1 + \frac{1}{\sec \nu}}{1 - \frac{1}{\sec \nu}} = \frac{\frac{\sec \nu + 1}{\sec \nu}}{\frac{\sec \nu - 1}{\sec \nu}} = \frac{\sec \nu + 1}{\sec \nu - 1} \cdot \frac{\sec \nu}{\sec \nu} = \frac{\sec \nu + 1}{\sec \nu - 1}$$

$$65. \frac{1 - \tan^2 \left(\frac{\theta}{2}\right)}{1 + \tan^2 \left(\frac{\theta}{2}\right)} = \frac{1 - \frac{1 - \cos \theta}{1 + \cos \theta}}{1 + \frac{1 - \cos \theta}{1 + \cos \theta}} = \frac{\frac{1 + \cos \theta - (1 - \cos \theta)}{1 + \cos \theta}}{\frac{1 + \cos \theta + 1 - \cos \theta}{1 + \cos \theta}} = \frac{2 \cos \theta}{2} = \cos \theta$$

$$67. \frac{\sin(3\theta)}{\sin \theta} - \frac{\cos(3\theta)}{\cos \theta} = \frac{\sin(3\theta) \cos \theta - \cos(3\theta) \sin \theta}{\sin \theta \cos \theta} = \frac{\sin(3\theta - \theta)}{\frac{1}{2}(2 \sin \theta \cos \theta)} = \frac{2 \sin(2\theta)}{\sin(2\theta)} = 2$$

$$69. \tan(3\theta) = \tan(\theta + 2\theta) = \frac{\tan \theta + \tan(2\theta)}{1 - \tan \theta \tan(2\theta)} = \frac{\tan \theta + \frac{2 \tan \theta}{1 - \tan^2 \theta}}{1 - \frac{\tan \theta(2 \tan \theta)}{1 - \tan^2 \theta}} = \frac{\frac{\tan \theta - \tan^3 \theta + 2 \tan \theta}{1 - \tan^2 \theta}}{\frac{1 - \tan^2 \theta - 2 \tan^2 \theta}{1 - \tan^2 \theta}} = \frac{3 \tan \theta - \tan^3 \theta}{1 - 3 \tan^2 \theta}$$

$$71. \frac{1}{2}(\ln|1 - \cos(2\theta)| - \ln 2) = \ln\left(\frac{|1 - \cos(2\theta)|}{2}\right)^{1/2} = \ln|\sin^2 \theta|^{1/2} = \ln|\sin \theta| \quad 73. \left\{\frac{\pi}{3}, \frac{2\pi}{3}, \frac{4\pi}{3}, \frac{5\pi}{3}\right\} \quad 75. \left\{0, \frac{2\pi}{3}, \frac{4\pi}{3}\right\}$$

$$77. \left\{0, \frac{\pi}{3}, \frac{2\pi}{3}, \frac{4\pi}{3}, \frac{5\pi}{3}, \pi\right\} \quad 79. \text{No real solution} \quad 81. \left\{0, \frac{\pi}{3}, \pi, \frac{5\pi}{3}\right\} \quad 83. \frac{\sqrt{3}}{2} \quad 85. \frac{7}{25} \quad 87. \frac{24}{7} \quad 89. \frac{24}{25} \quad 91. \frac{1}{5} \quad 93. \frac{25}{7} \quad 95. 0, \frac{\pi}{3}, \pi, \frac{5\pi}{3}$$

$$97. \frac{\pi}{2}, \frac{3\pi}{2} \quad 99. \frac{\pi}{2}, \frac{7\pi}{6}, \frac{3\pi}{2}, \frac{11\pi}{6} \quad 101. \text{(a)} (1152\sqrt{2} - 1152) \text{ in.}^2 \quad \text{or} \quad 1152\sqrt{3 - 2\sqrt{2}} \text{ in.}^2 \quad \text{(b)} (162\sqrt{2} + 162) \text{ cm}^2 \quad \text{or} \quad 162\sqrt{3 + 2\sqrt{2}} \text{ cm}^2$$

$$103. \text{(a)} W = 2D(\csc \theta - \cot \theta) = 2D\left(\frac{1}{\sin \theta} - \frac{\cos \theta}{\sin \theta}\right) = 2D \frac{1 - \cos \theta}{\sin \theta} = 2D \tan \frac{\theta}{2} \quad \text{(b)} \theta = 24.45^\circ$$

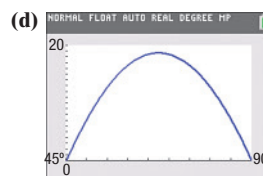
$$105. \text{(a)} R = \frac{v_0^2 \sqrt{2}}{16} \cos \theta (\sin \theta - \cos \theta)$$

$$= \frac{v_0^2 \sqrt{2}}{32} (2 \cos \theta \sin \theta - 2 \cos^2 \theta)$$

$$= \frac{v_0^2 \sqrt{2}}{32} [\sin(2\theta) - \cos(2\theta) - 1]$$

$$\text{(b)} \frac{3\pi}{8} \text{ or } 67.5^\circ$$

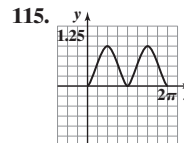
$$\text{(c)} 32(2 - \sqrt{2}) \approx 18.75 \text{ ft}$$



(d) $\theta = 67.5^\circ$
 $\left(\frac{3\pi}{8} \text{ radians}\right)$ makes R largest.
 $R = 18.75 \text{ ft}$

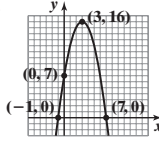
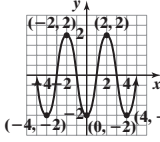
$$107. A = \frac{1}{2}h(\text{base}) = h\left(\frac{1}{2}\text{base}\right) = s \cos \frac{\theta}{2} \cdot s \sin \frac{\theta}{2} = \frac{1}{2}s^2 \sin \theta \quad 109. \sin(2\theta) = \frac{4x}{4 + x^2} \quad 111. -\frac{1}{4}$$

$$113. \frac{2z}{1 + z^2} = \frac{2 \tan\left(\frac{\alpha}{2}\right)}{1 + \tan^2\left(\frac{\alpha}{2}\right)} = \frac{2 \tan\left(\frac{\alpha}{2}\right)}{\sec^2\left(\frac{\alpha}{2}\right)} = \frac{2 \sin\left(\frac{\alpha}{2}\right)}{\frac{1}{\cos^2\left(\frac{\alpha}{2}\right)}} = 2 \sin\left(\frac{\alpha}{2}\right) \cos\left(\frac{\alpha}{2}\right) = \sin\left(2 \cdot \frac{\alpha}{2}\right) = \sin \alpha$$



$$117. \sin \frac{\pi}{24} = \frac{\sqrt{2}}{4} \sqrt{4 - \sqrt{6} - \sqrt{2}}; \cos \frac{\pi}{24} = \frac{\sqrt{2}}{4} \sqrt{4 + \sqrt{6} + \sqrt{2}}$$

$$\begin{aligned}
 119. \sin^3 \theta + \sin^3 (\theta + 120^\circ) + \sin^3 (\theta + 240^\circ) &= \sin^3 \theta + (\sin \theta \cos 120^\circ + \cos \theta \sin 120^\circ)^3 + (\sin \theta \cos 240^\circ + \cos \theta \sin 240^\circ)^3 \\
 &= \sin^3 \theta + \left(-\frac{1}{2} \sin \theta + \frac{\sqrt{3}}{2} \cos \theta\right)^3 + \left(-\frac{1}{2} \sin \theta - \frac{\sqrt{3}}{2} \cos \theta\right)^3 \\
 &= \sin^3 \theta + \frac{1}{8} (3\sqrt{3} \cos^3 \theta - 9 \cos^2 \theta \sin \theta + 3\sqrt{3} \cos \theta \sin^2 \theta - \sin^3 \theta) - \frac{1}{8} (\sin^3 \theta + 3\sqrt{3} \sin^2 \theta \cos \theta + 9 \sin \theta \cos^2 \theta + 3\sqrt{3} \cos^3 \theta) \\
 &= \frac{3}{4} \sin^3 \theta - \frac{9}{4} \cos^2 \theta \sin \theta = \frac{3}{4} [\sin^3 \theta - 3 \sin \theta (1 - \sin^2 \theta)] = \frac{3}{4} (4 \sin^3 \theta - 3 \sin \theta) = -\frac{3}{4} \sin(3\theta) \text{ (from Example 2)}
 \end{aligned}$$

121. $-\frac{1}{2}$ 123. $y = \frac{1}{2}x - 4$ 124.  125. $\frac{\sqrt{3} + 1}{2}$ 126.  127. $f(x) = x^3 + 5x^2 - 4x - 20$ 128. $f^{-1}(x) = \frac{5x + 3}{2x + 1}$

129. $\left\{ \frac{2 \ln 3 - 7 \ln 2}{\ln 2 - \ln 3} \right\} = \left\{ \frac{\ln 9 - \ln 128}{\ln 2 - \ln 3} \right\} \approx \{6.548\}$

130. 13 131. $\frac{1}{6}$ 132. $D = \frac{6x - 5y + 3}{5x - 4y + 4}$

7.7 Assess Your Understanding (page 513)

1. $\frac{1}{2}(\frac{\sqrt{3}}{2} - 1)$ 3. $-\frac{1}{2}(\frac{\sqrt{3}}{2} + 1)$ 5. $\frac{\sqrt{2}}{2}$ 7. $\frac{1}{2}[\cos(2\theta) - \cos(6\theta)]$ 9. $\frac{1}{2}[\sin(6\theta) + \sin(2\theta)]$ 11. $\frac{1}{2}[\cos(2\theta) + \cos(8\theta)]$

13. $\frac{1}{2}[\cos \theta - \cos(3\theta)]$ 15. $\frac{1}{2}[\sin(2\theta) + \sin \theta]$ 17. $2 \sin \theta \cos(3\theta)$ 19. $2 \cos(3\theta) \cos \theta$ 21. $2 \sin(2\theta) \cos \theta$ 23. $2 \sin \theta \sin \frac{\theta}{2}$

25. $\frac{\sin \theta + \sin(3\theta)}{2 \sin(2\theta)} = \frac{2 \sin(2\theta) \cos \theta}{2 \sin(2\theta)} = \cos \theta$ 27. $\frac{\sin(4\theta) + \sin(2\theta)}{\cos(4\theta) + \cos(2\theta)} = \frac{2 \sin(3\theta) \cos \theta}{2 \cos(3\theta) \cos \theta} = \frac{\sin(3\theta)}{\cos(3\theta)} = \tan(3\theta)$

29. $\frac{\cos \theta - \cos(3\theta)}{\sin \theta + \sin(3\theta)} = \frac{2 \sin(2\theta) \sin \theta}{2 \sin(2\theta) \cos \theta} = \frac{\sin \theta}{\cos \theta} = \tan \theta$

31. $\sin \theta [\sin \theta + \sin(3\theta)] = \sin \theta [2 \sin(2\theta) \cos \theta] = \cos \theta [2 \sin(2\theta) \sin \theta] = \cos \theta \left[2 \cdot \frac{1}{2} [\cos \theta - \cos(3\theta)] \right] = \cos \theta [\cos \theta - \cos(3\theta)]$

33. $\frac{\sin(4\theta) + \sin(8\theta)}{\cos(4\theta) + \cos(8\theta)} = \frac{2 \sin(6\theta) \cos(2\theta)}{2 \cos(6\theta) \cos(2\theta)} = \frac{\sin(6\theta)}{\cos(6\theta)} = \tan(6\theta)$

35. $\frac{\sin(4\theta) + \sin(8\theta)}{\sin(4\theta) - \sin(8\theta)} = \frac{2 \sin(6\theta) \cos(-2\theta)}{2 \sin(-2\theta) \cos(6\theta)} = \frac{\sin(6\theta)}{\cos(6\theta)} \cdot \frac{\cos(2\theta)}{-\sin(2\theta)} = \tan(6\theta) [-\cot(2\theta)] = -\frac{\tan(6\theta)}{\tan(2\theta)}$

37. $\frac{\sin \alpha + \sin \beta}{\sin \alpha - \sin \beta} = \frac{2 \sin \frac{\alpha + \beta}{2} \cos \frac{\alpha - \beta}{2}}{2 \sin \frac{\alpha - \beta}{2} \cos \frac{\alpha + \beta}{2}} = \frac{\sin \frac{\alpha + \beta}{2} \cos \frac{\alpha - \beta}{2}}{\cos \frac{\alpha + \beta}{2} \sin \frac{\alpha - \beta}{2}} = \tan \frac{\alpha + \beta}{2} \cot \frac{\alpha - \beta}{2}$

39. $\frac{\sin \alpha + \sin \beta}{\cos \alpha + \cos \beta} = \frac{2 \sin \frac{\alpha + \beta}{2} \cos \frac{\alpha - \beta}{2}}{2 \cos \frac{\alpha + \beta}{2} \cos \frac{\alpha - \beta}{2}} = \frac{\sin \frac{\alpha + \beta}{2}}{\cos \frac{\alpha + \beta}{2}} = \tan \frac{\alpha + \beta}{2}$

41. $1 + \cos(2\theta) + \cos(4\theta) + \cos(6\theta) = [1 + \cos(6\theta)] + [\cos(2\theta) + \cos(4\theta)] = 2 \cos^2(3\theta) + 2 \cos(3\theta) \cos(-\theta)$
 $= 2 \cos(3\theta) [\cos(3\theta) + \cos \theta] = 2 \cos(3\theta) [2 \cos(2\theta) \cos \theta] = 4 \cos \theta \cos(2\theta) \cos(3\theta)$

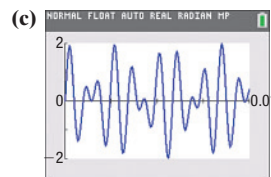
43. $\sin^4 \theta \cos^2 \theta = (\sin^2 \theta)^2 \cos^2 \theta = \left[\frac{1 - \cos(2\theta)}{2} \right]^2 \cdot \frac{1 + \cos(2\theta)}{2} = \frac{1}{8} [1 - \cos(2\theta)]^2 [1 + \cos(2\theta)]$
 $= \frac{1}{8} [1 - \cos(2\theta)] [1 - \cos^2(2\theta)] = \frac{1}{8} [1 - \cos(2\theta)] \left[1 - \frac{1 + \cos(4\theta)}{2} \right] = \frac{1}{16} [1 - \cos(2\theta)] [2 - (1 + \cos(4\theta))]$
 $= \frac{1}{16} [1 - \cos(2\theta)] [1 - \cos(4\theta)] = \frac{1}{16} [1 - \cos(2\theta) - \cos(4\theta) + \cos(4\theta) \cos(2\theta)]$
 $= \frac{1}{16} \left\{ 1 - \cos(2\theta) - \cos(4\theta) + \frac{1}{2} [\cos(2\theta) + \cos(6\theta)] \right\} = \frac{1}{32} [2 - 2 \cos(2\theta) - 2 \cos(4\theta) + \cos(2\theta) + \cos(6\theta)]$
 $= \frac{1}{32} [2 - \cos(2\theta) - 2 \cos(4\theta) + \cos(6\theta)] = \frac{1}{16} - \frac{1}{32} \cos(2\theta) - \frac{1}{16} \cos(4\theta) + \frac{1}{32} \cos(6\theta)$

45. $\sin^6 \theta = (\sin^2 \theta)^3 = \left[\frac{1 - \cos(2\theta)}{2} \right]^3 = \frac{1}{8} [1 - \cos(2\theta)]^3$
 $= \frac{1}{8} [1 - 2 \cos(2\theta) + \cos^2(2\theta)] [1 - \cos(2\theta)] = \frac{1}{8} \left[1 - 2 \cos(2\theta) + \frac{1 + \cos(4\theta)}{2} \right] [1 - \cos(2\theta)]$
 $= \frac{1}{16} [2 - 4 \cos(2\theta) + 1 + \cos(4\theta)] [1 - \cos(2\theta)] = \frac{1}{16} [3 - 4 \cos(2\theta) + \cos(4\theta)] [1 - \cos(2\theta)]$
 $= \frac{1}{16} [3 - 3 \cos(2\theta) - 4 \cos(2\theta) + 4 \cos^2(2\theta) + \cos(4\theta) - \cos(4\theta) \cos(2\theta)]$
 $= \frac{1}{16} \left\{ 3 - 7 \cos(2\theta) + 4 \cdot \frac{1 + \cos(4\theta)}{2} + \cos(4\theta) - \frac{1}{2} [\cos(2\theta) + \cos(6\theta)] \right\}$
 $= \frac{1}{32} [6 - 14 \cos(2\theta) + 4 + 4 \cos(4\theta) + 2 \cos(4\theta) - \cos(2\theta) - \cos(6\theta)]$
 $= \frac{1}{32} [10 - 15 \cos(2\theta) + 6 \cos(4\theta) - \cos(6\theta)] = \frac{5}{16} - \frac{15}{32} \cos(2\theta) + \frac{3}{16} \cos(4\theta) - \frac{1}{32} \cos(6\theta)$

$$47. \left\{ 0, \frac{\pi}{3}, \frac{\pi}{2}, \frac{2\pi}{3}, \pi, \frac{4\pi}{3}, \frac{3\pi}{2}, \frac{5\pi}{3} \right\} \quad 49. \left\{ 0, \frac{\pi}{5}, \frac{2\pi}{5}, \frac{3\pi}{5}, \frac{4\pi}{5}, \pi, \frac{6\pi}{5}, \frac{7\pi}{5}, \frac{8\pi}{5}, \frac{9\pi}{5} \right\}$$

$$51. (a) y = 2 \sin(2061\pi t) \cos(357\pi t) \quad 53. I_u = I_x \cos^2 \theta + I_y \sin^2 \theta - 2I_{xy} \sin \theta \cos \theta = I_x \cos^2 \theta + I_y \sin^2 \theta - I_{xy} \sin 2\theta$$

$$(b) y_{\max} = 2$$



$$= I_x \left(\frac{\cos 2\theta + 1}{2} \right) + I_y \left(\frac{1 - \cos 2\theta}{2} \right) - I_{xy} \sin 2\theta$$

$$= \frac{I_x}{2} \cos 2\theta + \frac{I_x}{2} + \frac{I_y}{2} - \frac{I_y}{2} \cos 2\theta - I_{xy} \sin 2\theta$$

$$= \frac{I_x + I_y}{2} + \frac{I_x - I_y}{2} \cos 2\theta - I_{xy} \sin 2\theta$$

$$I_v = I_x \sin^2 \theta + I_y \cos^2 \theta + 2I_{xy} \sin \theta \cos \theta = I_x \left(\frac{1 - \cos 2\theta}{2} \right) + I_y \left(\frac{\cos 2\theta + 1}{2} \right) + I_{xy} \sin 2\theta$$

$$= \frac{I_x}{2} - \frac{I_x}{2} \cos 2\theta + \frac{I_y}{2} \cos 2\theta + \frac{I_y}{2} + I_{xy} \sin 2\theta$$

$$= \frac{I_x + I_y}{2} - \frac{I_x - I_y}{2} \cos 2\theta + I_{xy} \sin 2\theta$$

$$55. \quad \sin(\alpha - \beta) = \sin \alpha \cos \beta - \cos \alpha \sin \beta$$

$$\sin(\alpha + \beta) = \sin \alpha \cos \beta + \cos \alpha \sin \beta$$

$$\sin(\alpha - \beta) + \sin(\alpha + \beta) = 2 \sin \alpha \cos \beta$$

$$\sin \alpha \cos \beta = \frac{1}{2} [\sin(\alpha + \beta) + \sin(\alpha - \beta)]$$

$$57. 2 \cos \frac{\alpha + \beta}{2} \cos \frac{\alpha - \beta}{2} = 2 \cdot \frac{1}{2} \left[\cos \left(\frac{\alpha + \beta}{2} + \frac{\alpha - \beta}{2} \right) + \cos \left(\frac{\alpha + \beta}{2} - \frac{\alpha - \beta}{2} \right) \right] = \cos \frac{2\alpha}{2} + \cos \frac{2\beta}{2} = \cos \alpha + \cos \beta$$

$$59. \sin(2\alpha) + \sin(2\beta) + \sin(2\gamma) = 2 \sin(\alpha + \beta) \cos(\alpha - \beta) + \sin(2\gamma) = 2 \sin(\alpha + \beta) \cos(\alpha - \beta) + 2 \sin \gamma \cos \gamma$$

$$= 2 \sin(\pi - \gamma) \cos(\alpha - \beta) + 2 \sin \gamma \cos \gamma = 2 \sin \gamma \cos(\alpha - \beta) + 2 \sin \gamma \cos \gamma = 2 \sin \gamma [\cos(\alpha - \beta) + \cos \gamma]$$

$$= 2 \sin \gamma \left(2 \cos \frac{\alpha - \beta + \gamma}{2} \cos \frac{\alpha - \beta - \gamma}{2} \right) = 4 \sin \gamma \cos \frac{\pi - 2\beta}{2} \cos \frac{2\alpha - \pi}{2} = 4 \sin \gamma \cos \left(\frac{\pi}{2} - \beta \right) \cos \left(\alpha - \frac{\pi}{2} \right)$$

$$= 4 \sin \gamma \sin \beta \sin \alpha = 4 \sin \alpha \sin \beta \sin \gamma$$

$$61. \{13\} \quad 62. \text{Amplitude: } 5; \text{Period: } \frac{\pi}{2}; \text{Phase shift: } \frac{\pi}{4} \quad 63. \frac{2\sqrt{6}}{7}$$

$$64. f^{-1}(x) = \sin^{-1}\left(\frac{x+5}{3}\right); \text{Range of } f = \text{Domain of } f^{-1} = [-8, -2]; \text{Range of } f^{-1} = \left[-\frac{\pi}{2}, \frac{\pi}{2}\right] \quad 65. -\frac{\sqrt{3}}{3} \quad 66. f(x) = \frac{1}{3}(x-3)^2 - 5$$

$$67. 4800 \text{ rpm} \quad 68. h = \frac{2A}{b} \quad 69. \left[\frac{1}{2}, 3\right] \quad 70. \frac{2}{3}$$

Review Exercises (page 516)

$$1. \text{Domain: } \{x | -1 \leq x \leq 1\}; \text{Range: } \left\{y \mid -\frac{\pi}{2} \leq y \leq \frac{\pi}{2}\right\} \quad 2. \text{Domain: } \{x | -1 \leq x \leq 1\}; \text{Range: } \{y | 0 \leq y \leq \pi\}$$

$$3. \text{Domain: } \{x | -\infty < x < \infty\}; \text{Range: } \left\{y \mid -\frac{\pi}{2} < y < \frac{\pi}{2}\right\} \quad 4. \text{Domain: } \{x | |x| \geq 1\}; \text{Range: } \left\{y \mid 0 \leq y \leq \pi, y \neq \frac{\pi}{2}\right\}$$

$$5. \text{Domain: } \{x | |x| \geq 1\}; \text{Range: } \left\{y \mid -\frac{\pi}{2} \leq y \leq \frac{\pi}{2}, y \neq 0\right\} \quad 6. \text{Domain: } \{x | -\infty < x < \infty\}; \text{Range: } \{y | 0 < y < \pi\}$$

$$7. \frac{\pi}{2} \quad 8. \frac{\pi}{2} \quad 9. \frac{\pi}{4} \quad 10. -\frac{\pi}{6} \quad 11. \frac{5\pi}{6} \quad 12. -\frac{\pi}{3} \quad 13. \frac{\pi}{4} \quad 14. \frac{3\pi}{4} \quad 15. \frac{3\pi}{8} \quad 16. \frac{3\pi}{4} \quad 17. -\frac{\pi}{3} \quad 18. \frac{\pi}{7} \quad 19. -\frac{\pi}{9} \quad 20. 0.9 \quad 21. 0.6 \quad 22. 5 \quad 23. \text{Not defined}$$

$$24. -\frac{\pi}{6} \quad 25. \pi \quad 26. -\sqrt{3} \quad 27. \frac{2\sqrt{3}}{3} \quad 28. \frac{4}{5} \quad 29. -\frac{4}{3} \quad 30. f^{-1}(x) = \frac{1}{3} \sin^{-1}\left(\frac{x}{2}\right); \text{Range of } f = \text{Domain of } f^{-1} = [-2, 2]; \text{Range of } f^{-1} = \left[-\frac{\pi}{6}, \frac{\pi}{6}\right]$$

$$31. f^{-1}(x) = \cos^{-1}(3-x); \text{Range of } f = \text{Domain of } f^{-1} = [2, 4]; \text{Range of } f^{-1} = [0, \pi] \quad 32. \sqrt{1-u^2} \quad 33. \frac{|u|}{u\sqrt{u^2-1}}$$

$$34. \tan \theta \cot \theta - \sin^2 \theta = 1 - \sin^2 \theta = \cos^2 \theta \quad 35. \sin^2 \theta (1 + \cot^2 \theta) = \sin^2 \theta \csc^2 \theta = 1$$

$$36. 5 \cos^2 \theta + 3 \sin^2 \theta = 2 \cos^2 \theta + 3(\cos^2 \theta + \sin^2 \theta) = 3 + 2 \cos^2 \theta$$

$$37. \frac{1 - \cos \theta}{\sin \theta} + \frac{\sin \theta}{1 - \cos \theta} = \frac{(1 - \cos \theta)^2 + \sin^2 \theta}{\sin \theta (1 - \cos \theta)} = \frac{1 - 2 \cos \theta + \cos^2 \theta + \sin^2 \theta}{\sin \theta (1 - \cos \theta)} = \frac{2(1 - \cos \theta)}{\sin \theta (1 - \cos \theta)} = 2 \csc \theta$$

$$38. \frac{\cos \theta}{\cos \theta - \sin \theta} = \frac{\frac{\cos \theta}{\cos \theta}}{\frac{\cos \theta - \sin \theta}{\cos \theta}} = \frac{1}{1 - \frac{\sin \theta}{\cos \theta}} = \frac{1}{1 - \tan \theta} \quad 39. \frac{\csc \theta}{1 + \csc \theta} = \frac{\frac{1}{\sin \theta}}{1 + \frac{1}{\sin \theta}} = \frac{1}{1 + \sin \theta} = \frac{1}{1 + \sin \theta} \cdot \frac{1 - \sin \theta}{1 - \sin \theta} = \frac{1 - \sin \theta}{1 - \sin^2 \theta} = \frac{1 - \sin \theta}{\cos^2 \theta}$$

$$40. \csc \theta - \sin \theta = \frac{1}{\sin \theta} - \sin \theta = \frac{1 - \sin^2 \theta}{\sin \theta} = \frac{\cos^2 \theta}{\sin \theta} = \cos \theta \cdot \frac{\cos \theta}{\sin \theta} = \cos \theta \cot \theta$$

$$41. \frac{1 - \sin \theta}{\sec \theta} = \cos \theta (1 - \sin \theta) \cdot \frac{1 + \sin \theta}{1 + \sin \theta} = \frac{\cos \theta (1 - \sin^2 \theta)}{1 + \sin \theta} = \frac{\cos^3 \theta}{1 + \sin \theta} \quad 42. \cot \theta - \tan \theta = \frac{\cos \theta}{\sin \theta} - \frac{\sin \theta}{\cos \theta} = \frac{\cos^2 \theta - \sin^2 \theta}{\sin \theta \cos \theta} = \frac{1 - 2 \sin^2 \theta}{\sin \theta \cos \theta}$$

$$43. \frac{\cos(\alpha + \beta)}{\cos \alpha \sin \beta} = \frac{\cos \alpha \cos \beta - \sin \alpha \sin \beta}{\cos \alpha \sin \beta} = \frac{\cos \alpha \cos \beta}{\cos \alpha \sin \beta} - \frac{\sin \alpha \sin \beta}{\cos \alpha \sin \beta} = \cot \beta - \tan \alpha$$

$$44. \frac{\cos(\alpha - \beta)}{\cos \alpha \cos \beta} = \frac{\cos \alpha \cos \beta + \sin \alpha \sin \beta}{\cos \alpha \cos \beta} = \frac{\cos \alpha \cos \beta}{\cos \alpha \cos \beta} + \frac{\sin \alpha \sin \beta}{\cos \alpha \cos \beta} = 1 + \tan \alpha \tan \beta$$

$$45. (1 + \cos \theta) \tan \frac{\theta}{2} = (1 + \cos \theta) \cdot \frac{\sin \theta}{1 + \cos \theta} = \sin \theta$$

$$46. 2 \cot \theta \cot 2\theta = 2 \cdot \frac{\cos \theta}{\sin \theta} \cdot \frac{\cos 2\theta}{\sin 2\theta} = \frac{2 \cos \theta (\cos^2 \theta - \sin^2 \theta)}{2 \sin^2 \theta \cos \theta} = \frac{\cos^2 \theta - \sin^2 \theta}{\sin^2 \theta} = \cot^2 \theta - 1$$

$$47. 1 - 8 \sin^2 \theta \cos^2 \theta = 1 - 2(2 \sin \theta \cos \theta)^2 = 1 - 2 \sin^2(2\theta) = \cos(4\theta)$$

$$48. \frac{\sin(3\theta) \cos \theta - \sin \theta \cos(3\theta)}{\sin(2\theta)} = \frac{\sin(2\theta)}{\sin(2\theta)} = 1 \quad 49. \frac{\sin(2\theta) + \sin(4\theta)}{\cos(2\theta) + \cos(4\theta)} = \frac{2 \sin(3\theta) \cos(-\theta)}{2 \cos(3\theta) \cos(-\theta)} = \tan(3\theta)$$

$$50. \frac{\cos(2\theta) - \cos(4\theta)}{\cos(2\theta) + \cos(4\theta)} - \tan \theta \tan(3\theta) = \frac{-2 \sin(3\theta) \sin(-\theta)}{2 \cos(3\theta) \cos(-\theta)} - \tan \theta \tan(3\theta) = \tan(3\theta) \tan \theta - \tan \theta \tan(3\theta) = 0$$

$$51. \frac{1}{4}(\sqrt{6} - \sqrt{2}) \quad 52. -2 - \sqrt{3} \quad 53. \frac{1}{4}(\sqrt{6} - \sqrt{2}) \quad 54. \frac{1}{4}(\sqrt{2} - \sqrt{6}) \quad 55. \frac{1}{2} \quad 56. \frac{1}{2} \quad 57. \sqrt{2} - 1 \quad 58. \frac{\sqrt{2} + \sqrt{2}}{2} \quad 59. (a) -\frac{33}{65} \quad (b) -\frac{56}{65}$$

$$(c) -\frac{63}{65} \quad (d) \frac{33}{56} \quad (e) \frac{24}{25} \quad (f) \frac{119}{169} \quad (g) \frac{5\sqrt{26}}{26} \quad (h) \frac{2\sqrt{5}}{5} \quad 60. (a) -\frac{16}{65} \quad (b) -\frac{63}{65} \quad (c) -\frac{56}{65} \quad (d) \frac{16}{63} \quad (e) \frac{24}{25} \quad (f) \frac{119}{169} \quad (g) \frac{\sqrt{26}}{26} \quad (h) -\frac{\sqrt{10}}{10}$$

$$61. (a) -\frac{63}{65} \quad (b) \frac{16}{65} \quad (c) \frac{33}{65} \quad (d) -\frac{63}{16} \quad (e) \frac{24}{25} \quad (f) -\frac{119}{169} \quad (g) \frac{2\sqrt{13}}{13} \quad (h) -\frac{\sqrt{10}}{10} \quad 62. (a) \frac{-\sqrt{3} - 2\sqrt{2}}{6} \quad (b) \frac{1 - 2\sqrt{6}}{6} \quad (c) \frac{-\sqrt{3} + 2\sqrt{2}}{6}$$

$$(d) \frac{8\sqrt{2} + 9\sqrt{3}}{23} \quad (e) -\frac{\sqrt{3}}{2} \quad (f) -\frac{7}{9} \quad (g) \frac{\sqrt{3}}{3} \quad (h) \frac{\sqrt{3}}{2} \quad 63. (a) 1 \quad (b) 0 \quad (c) -\frac{1}{9} \quad (d) \text{Not defined} \quad (e) \frac{4\sqrt{5}}{9} \quad (f) -\frac{1}{9} \quad (g) \frac{\sqrt{30}}{6}$$

$$(h) -\frac{\sqrt{6}\sqrt{3} - \sqrt{5}}{6} \quad 64. \frac{4 + 3\sqrt{3}}{10} \quad 65. \frac{33}{65} \quad 66. -\frac{48 + 25\sqrt{3}}{39} \quad 67. -\frac{\sqrt{2}}{10} \quad 68. -\frac{24}{25} \quad 69. -\frac{7}{25} \quad 70. \left\{ \frac{\pi}{3}, \frac{5\pi}{3} \right\} \quad 71. \left\{ \frac{2\pi}{3}, \frac{5\pi}{3} \right\} \quad 72. \left\{ \frac{3\pi}{4}, \frac{7\pi}{4} \right\}$$

$$73. \left\{ 0, \frac{\pi}{2}, \pi, \frac{3\pi}{2} \right\} \quad 74. \left\{ \frac{\pi}{3}, \frac{2\pi}{3}, \frac{4\pi}{3}, \frac{5\pi}{3} \right\} \quad 75. \{0.25, 2.89\} \quad 76. \left\{ 0, \frac{2\pi}{3}, \pi, \frac{4\pi}{3} \right\} \quad 77. \left\{ 0, \frac{\pi}{6}, \frac{5\pi}{6} \right\} \quad 78. \left\{ \frac{\pi}{6}, \frac{\pi}{2}, \frac{5\pi}{6} \right\} \quad 79. \left\{ \frac{\pi}{3}, \frac{5\pi}{3} \right\}$$

$$80. \left\{ \frac{\pi}{4}, \frac{\pi}{2}, \frac{3\pi}{4}, \frac{3\pi}{2} \right\} \quad 81. \left\{ \frac{\pi}{2}, \pi \right\} \quad 82. 0.78 \quad 83. -1.11 \quad 84. 1.77 \quad 85. 1.23 \quad 86. 2.90 \quad 87. \{1.11\} \quad 88. \{0.87\} \quad 89. \{2.22\} \quad 90. \left\{ -\frac{\sqrt{3}}{2} \right\} \quad 91. \{0\}$$

$$92. \sin 15^\circ = \sqrt{\frac{1 - \cos 30^\circ}{2}} = \sqrt{\frac{1 - \frac{\sqrt{3}}{2}}{2}} = \sqrt{\frac{2 - \sqrt{3}}{4}} = \frac{\sqrt{2 - \sqrt{3}}}{2};$$

$$\sin 15^\circ = \sin(45^\circ - 30^\circ) = \sin 45^\circ \cos 30^\circ - \cos 45^\circ \sin 30^\circ = \frac{\sqrt{2}}{2} \cdot \frac{\sqrt{3}}{2} - \frac{\sqrt{2}}{2} \cdot \frac{1}{2} = \frac{\sqrt{6}}{4} - \frac{\sqrt{2}}{4} = \frac{\sqrt{6} - \sqrt{2}}{4};$$

$$\left[\frac{\sqrt{2 - \sqrt{3}}}{2} \right]^2 = \frac{2 - \sqrt{3}}{4} = \frac{4(2 - \sqrt{3})}{4 \cdot 4} = \frac{8 - 4\sqrt{3}}{16} = \frac{6 - 2\sqrt{12} + 2}{16} = \left(\frac{\sqrt{6} - \sqrt{2}}{4} \right)^2$$

$$93. \cos(2\theta) = 2 \cos^2 \theta - 1$$

Chapter Test (page 518)

$$1. \frac{\pi}{6} \quad 2. -\frac{\pi}{4} \quad 3. -\frac{\pi}{3} \quad 4. \frac{\pi}{2} \quad 5. \frac{\pi}{4} \quad 6. -\frac{\pi}{6} \quad 7. \frac{\pi}{5} \quad 8. \frac{7}{3} \quad 9. 3 \quad 10. -\frac{4}{3} \quad 11. 0.39 \quad 12. 0.78 \quad 13. 1.25 \quad 14. 0.20$$

$$15. \frac{\csc \theta + \cot \theta}{\sec \theta + \tan \theta} = \frac{\csc \theta + \cot \theta}{\sec \theta + \tan \theta} \cdot \frac{\csc \theta - \cot \theta}{\csc \theta - \cot \theta} = \frac{\csc^2 \theta - \cot^2 \theta}{(\sec \theta + \tan \theta)(\csc \theta - \cot \theta)} = \frac{1}{(\sec \theta + \tan \theta)(\csc \theta - \cot \theta)}$$

$$= \frac{1}{(\sec \theta + \tan \theta)(\csc \theta - \cot \theta)} \cdot \frac{\sec \theta - \tan \theta}{\sec \theta - \tan \theta} = \frac{\sec \theta - \tan \theta}{(\sec^2 \theta - \tan^2 \theta)(\csc \theta - \cot \theta)} = \frac{\sec \theta - \tan \theta}{\csc \theta - \cot \theta}$$

$$16. \sin \theta \tan \theta + \cos \theta = \sin \theta \cdot \frac{\sin \theta}{\cos \theta} + \cos \theta = \frac{\sin^2 \theta}{\cos \theta} + \frac{\cos^2 \theta}{\cos \theta} = \frac{\sin^2 \theta + \cos^2 \theta}{\cos \theta} = \frac{1}{\cos \theta} = \sec \theta$$

$$17. \tan \theta + \cot \theta = \frac{\sin \theta}{\cos \theta} + \frac{\cos \theta}{\sin \theta} = \frac{\sin^2 \theta}{\sin \theta \cos \theta} + \frac{\cos^2 \theta}{\sin \theta \cos \theta} = \frac{\sin^2 \theta + \cos^2 \theta}{\sin \theta \cos \theta} = \frac{1}{\sin \theta \cos \theta} = \frac{2}{2 \sin \theta \cos \theta} = \frac{2}{\sin(2\theta)} = 2 \csc(2\theta)$$

$$18. \frac{\sin(\alpha + \beta)}{\tan \alpha + \tan \beta} = \frac{\sin \alpha \cos \beta + \cos \alpha \sin \beta}{\frac{\sin \alpha}{\cos \alpha} + \frac{\sin \beta}{\cos \beta}} = \frac{\sin \alpha \cos \beta + \cos \alpha \sin \beta}{\frac{\sin \alpha \cos \beta}{\cos \alpha \cos \beta} + \frac{\cos \alpha \sin \beta}{\cos \alpha \cos \beta}} = \frac{\sin \alpha \cos \beta + \cos \alpha \sin \beta}{\frac{\sin \alpha \cos \beta + \cos \alpha \sin \beta}{\cos \alpha \cos \beta}}$$

$$= \frac{\sin \alpha \cos \beta + \cos \alpha \sin \beta}{1} \cdot \frac{\cos \alpha \cos \beta}{\sin \alpha \cos \beta + \cos \alpha \sin \beta} = \cos \alpha \cos \beta$$

$$19. \sin(3\theta) = \sin(\theta + 2\theta) = \sin \theta \cos(2\theta) + \cos \theta \sin(2\theta) = \sin \theta \cdot (\cos^2 \theta - \sin^2 \theta) + \cos \theta \cdot 2 \sin \theta \cos \theta = \sin \theta \cos^2 \theta - \sin^3 \theta + 2 \sin \theta \cos^2 \theta$$

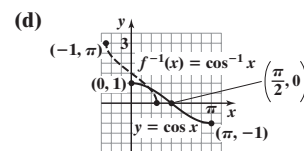
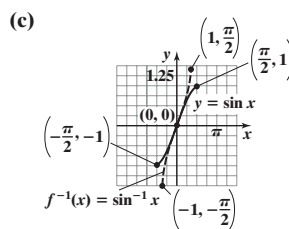
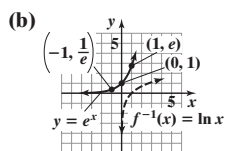
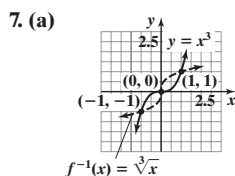
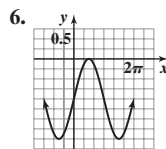
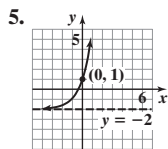
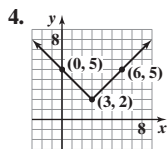
$$= 3 \sin \theta \cos^2 \theta - \sin^3 \theta = 3 \sin \theta (1 - \sin^2 \theta) - \sin^3 \theta = 3 \sin \theta - 3 \sin^3 \theta - \sin^3 \theta = 3 \sin \theta - 4 \sin^3 \theta$$

$$20. \frac{\tan \theta - \cot \theta}{\tan \theta + \cot \theta} = \frac{\frac{\sin \theta}{\cos \theta} - \frac{\cos \theta}{\sin \theta}}{\frac{\sin \theta}{\cos \theta} + \frac{\cos \theta}{\sin \theta}} = \frac{\frac{\sin^2 \theta - \cos^2 \theta}{\sin \theta \cos \theta}}{\frac{\sin^2 \theta + \cos^2 \theta}{\sin \theta \cos \theta}} = \frac{\sin^2 \theta - \cos^2 \theta}{\sin^2 \theta + \cos^2 \theta} = \frac{(1 - \cos^2 \theta) - \cos^2 \theta}{1} = 1 - 2 \cos^2 \theta \quad 21. \frac{1}{4}(\sqrt{6} + \sqrt{2})$$

22. $2 + \sqrt{3}$ 23. $\frac{\sqrt{5}}{5}$ 24. $\frac{12\sqrt{85}}{49}$ 25. $\frac{2\sqrt{13}(\sqrt{5}-3)}{39}$ 26. $\frac{2+\sqrt{3}}{4}$ 27. $\frac{\sqrt{6}}{2}$ 28. $\frac{\sqrt{2}}{2}$ 29. $\left\{\frac{\pi}{3}, \frac{2\pi}{3}, \frac{4\pi}{3}, \frac{5\pi}{3}\right\}$ 30. $\{0, 1.911, \pi, 4.373\}$
 31. $\left\{\frac{3\pi}{8}, \frac{7\pi}{8}, \frac{11\pi}{8}, \frac{15\pi}{8}\right\}$ 32. $\{0.285, 3.427\}$ 33. $\{0.253, 2.889\}$

Cumulative Review (page 519)

1. $\left\{\frac{-1-\sqrt{13}}{6}, \frac{-1+\sqrt{13}}{6}\right\}$ 2. $y + 1 = -1(x - 4)$, or $x + y = 3$; $6\sqrt{2}$; $(1, 2)$ 3. x -axis symmetry; $(0, -3)$, $(0, 3)$, $(3, 0)$

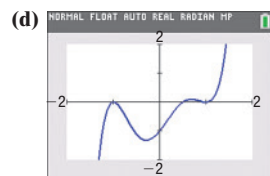


8. (a) $-\frac{2\sqrt{2}}{3}$ (b) $\frac{\sqrt{2}}{4}$ (c) $\frac{4\sqrt{2}}{9}$ (d) $\frac{7}{9}$ (e) $\sqrt{\frac{3+2\sqrt{2}}{6}}$ (f) $-\sqrt{\frac{3-2\sqrt{2}}{6}}$ 9. $\frac{\sqrt{5}}{5}$ 10. (a) $-\frac{2\sqrt{2}}{3}$ (b) $-\frac{2\sqrt{2}}{3}$ (c) $\frac{7}{9}$ (d) $\frac{4\sqrt{2}}{9}$ (e) $\frac{\sqrt{6}}{3}$

11. (a) $f(x) = (2x - 1)(x - 1)^2(x + 1)^2$;
 $\frac{1}{2}$ multiplicity 1; 1 and -1 multiplicity 2

(b) $(0, -1)$; $\left(\frac{1}{2}, 0\right)$; $(-1, 0)$; $(1, 0)$

(c) $y = 2x^5$



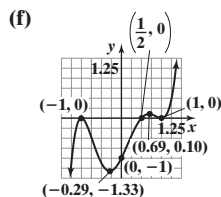
(e) Local minimum value -1.33 at $x = -0.29$,
 Local minimum value 0 at $x = 1$
 Local maximum value 0 at $x = -1$,
 Local maximum value 0.10 at $x = 0.69$

12. (a) $\left\{-1, -\frac{1}{2}\right\}$

(b) $\{-1, 1\}$

(c) $(-\infty, -1) \cup \left(-\frac{1}{2}, \infty\right)$

(d) $(-\infty, -1] \cup [1, \infty)$



(g) Increasing: $(-\infty, -1]$, $[-0.29, 0.69]$, $[1, \infty)$
 Decreasing: $[-1, -0.29]$, $[0.69, 1]$

CHAPTER 8 Applications of Trigonometric Functions

8.1 Assess Your Understanding (page 529)

4. F 5. b 6. angle of elevation 7. T 8. F 9. $\sin \theta = \frac{5}{13}$; $\cos \theta = \frac{12}{13}$; $\tan \theta = \frac{5}{12}$; $\cot \theta = \frac{12}{5}$; $\sec \theta = \frac{13}{5}$; $\csc \theta = \frac{13}{5}$

11. $\sin \theta = \frac{2\sqrt{13}}{13}$; $\cos \theta = \frac{3\sqrt{13}}{13}$; $\tan \theta = \frac{2}{3}$; $\cot \theta = \frac{3}{2}$; $\sec \theta = \frac{\sqrt{13}}{3}$; $\csc \theta = \frac{\sqrt{13}}{2}$

13. $\sin \theta = \frac{\sqrt{3}}{2}$; $\cos \theta = \frac{1}{2}$; $\tan \theta = \sqrt{3}$; $\cot \theta = \frac{\sqrt{3}}{3}$; $\sec \theta = 2$; $\csc \theta = \frac{2\sqrt{3}}{3}$

15. $\sin \theta = \frac{\sqrt{6}}{3}$; $\cos \theta = \frac{\sqrt{3}}{3}$; $\tan \theta = \sqrt{2}$; $\cot \theta = \frac{\sqrt{2}}{2}$; $\sec \theta = \sqrt{3}$; $\csc \theta = \frac{\sqrt{6}}{2}$

17. $\sin \theta = \frac{\sqrt{5}}{5}$; $\cos \theta = \frac{2\sqrt{5}}{5}$; $\tan \theta = \frac{1}{2}$; $\cot \theta = 2$; $\sec \theta = \frac{\sqrt{5}}{2}$; $\csc \theta = \sqrt{5}$

19. 0 21. 1 23. 0 25. 0 27. 1 29. $a \approx 13.74$, $c \approx 14.62$, $A = 70^\circ$ 31. $b \approx 5.03$, $c \approx 7.83$, $A = 50^\circ$ 33. $a \approx 0.71$, $c \approx 4.06$, $B = 80^\circ$

35. $b \approx 10.72$, $c \approx 11.83$, $B = 65^\circ$ 37. $b \approx 3.08$, $a \approx 8.46$, $A = 70^\circ$ 39. $c \approx 5.83$, $A \approx 59.0^\circ$, $B \approx 31.0^\circ$ 41. $b \approx 4.58$, $A \approx 23.6^\circ$, $B \approx 66.4^\circ$

43. 23.6° and 66.4° 45. 4.59 in.; 6.55 in. 47. (a) 5.52 in. or 11.83 in. 49. 70.02 ft 51. 985.91 ft 53. 137.37 m 55. 80.5°

57. (a) 111.96 ft/sec or 76.3 mi/h (b) 82.42 ft/sec or 56.2 mi/h (c) Under 18.8° 59. (a) 2.4898×10^{13} miles (b) 0.000214° 61. 554.52 ft

63. $S76.6^\circ E$ 65. The embankment is 30.5 m high. 67. 3.83 mi 69. 1978.09 ft 71. 60.27 ft 73. The buildings are 7984 ft apart. 75. 69.0°

77. 38.9° 79. The white ball should hit the top cushion 3.34 ft from the upper left corner. 81. 76.94 in. 86. Yes 87. $\frac{\sqrt{6}-\sqrt{2}}{4}$ or $\frac{\sqrt{2}}{4}(\sqrt{3}-1)$

88. 0.236, 0.243, 0.248 89. $\left\{\frac{\pi}{2}, \frac{7\pi}{6}, \frac{11\pi}{6}\right\}$ 90. $\frac{21}{4} = 5.25$ 91. $3 + \sqrt{5}$ 92. 1 93. 65 94. $(x+4)^2 + y^2 = 5$ 95. $(-\infty, \infty)$

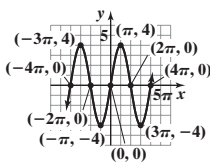
8.2 Assess Your Understanding (page 542)

5. a **6.** $\frac{\sin A}{a} = \frac{\sin B}{b} = \frac{\sin C}{c}$ **7.** d **8.** F **9.** F **10.** ambiguous case **11.** $a \approx 3.23, b \approx 3.55, A = 40^\circ$ **13.** $a \approx 3.25, c \approx 4.23, B = 45^\circ$
15. $C = 95^\circ, c \approx 9.86, a \approx 6.36$ **17.** $A = 40^\circ, a = 2, c \approx 3.06$ **19.** $C = 100^\circ, b \approx 2.06, c \approx 4.81$ **21.** $A = 69^\circ, a \approx 6.23, c \approx 4.88$
23. $B = 40^\circ, a \approx 5.64, b \approx 3.86$ **25.** $C = 100^\circ, a \approx 1.31, b \approx 1.31$ **27.** One triangle; $B \approx 30.7^\circ, C \approx 99.3^\circ, c \approx 3.86$
29. One triangle; $C \approx 23.8^\circ, A \approx 41.2^\circ, a \approx 6.55$ **31.** One right triangle; $B = 90^\circ, C = 60^\circ, c \approx 12.12$
33. Two triangles; $C_1 \approx 30.9^\circ, A_1 \approx 129.1^\circ, a_1 \approx 9.07$ or $C_2 \approx 149.1^\circ, A_2 \approx 10.9^\circ, a_2 \approx 2.20$ **35.** No triangle
37. Two triangles; $A_1 \approx 29^\circ, B_1 \approx 139^\circ, b_1 \approx 9.47$ or $A_2 \approx 151^\circ, B_2 \approx 17^\circ, b_2 \approx 4.22$
39. 1490.48 ft **41.** 335.16 ft **43.** 153.42 ft; 136.59 ft **45.** The tree is 39.39 ft high. **47.** Adam receives 100.6 more frequent flyer miles.
49. (a) Station Able is about 143.33 mi from the ship; Station Baker is about 135.58 mi from the ship. **(b)** Approximately 41 min
51. $84.7^\circ; 183.72$ ft **53.** 2.64 mi **55.** 38.5 in. **57.** 449.36 ft **59.** 187,600,000 km or 101,440,000 km **61.** The diameter is 252 ft.

$$63. \frac{a-b}{c} = \frac{a}{c} - \frac{b}{c} = \frac{\sin A}{\sin C} - \frac{\sin B}{\sin C} = \frac{\sin A - \sin B}{\sin C} = \frac{2 \sin\left(\frac{A-B}{2}\right) \cos\left(\frac{A+B}{2}\right)}{2 \sin\frac{C}{2} \cos\frac{C}{2}} = \frac{\sin\left(\frac{A-B}{2}\right) \cos\left(\frac{\pi}{2} - \frac{C}{2}\right)}{\sin\frac{C}{2} \cos\frac{C}{2}} = \frac{\sin\left(\frac{A-B}{2}\right)}{\cos\frac{C}{2}}$$

$$65. \frac{a-b}{a+b} = \frac{\frac{a-b}{c}}{\frac{a+b}{c}} = \frac{\frac{\sin\left[\frac{1}{2}(A-B)\right]}{\cos\frac{C}{2}}}{\frac{\sin\left[\frac{1}{2}(A-B)\right]}{\cot\frac{C}{2}}} = \frac{\tan\left[\frac{1}{2}(A-B)\right]}{\tan\left(\frac{\pi}{2} - \frac{C}{2}\right)} = \frac{\tan\left[\frac{1}{2}(A-B)\right]}{\tan\left[\frac{1}{2}(A+B)\right]}$$

- 71.** $\left\{-3, -\frac{4}{3}, 3\right\}$ **72.** $3\sqrt{5} \approx 6.71$ **73.** $-\frac{\sqrt{15}}{7}$ **74.**



- 75.** $\log_a 100 = 0.2x$ **76.** 199.668 **77.** $y = \frac{1}{3}$ **78.** $y = \frac{3}{2}x - 2$

- 79.** Neither **80.** $\left(\frac{6}{13}, \infty\right)$

8.3 Assess Your Understanding (page 549)

- 3.** Cosines **4.** a **5.** b **6.** F **7.** F **8.** T **9.** $b \approx 2.95, A \approx 28.7^\circ, C \approx 106.3^\circ$ **11.** $c \approx 3.75, A \approx 32.1^\circ, B \approx 52.9^\circ$
13. $A \approx 48.5^\circ, B \approx 38.6^\circ, C \approx 92.9^\circ$ **15.** $A \approx 127.2^\circ, B \approx 32.1^\circ, C \approx 20.7^\circ$ **17.** $c \approx 2.57, A \approx 48.6^\circ, B \approx 91.4^\circ$
19. $a \approx 3.98, B \approx 29^\circ, C \approx 76^\circ$ **21.** $b \approx 6.46, A \approx 48.4^\circ, C \approx 26.6^\circ$ **23.** $c \approx 2.98, A = 39.1^\circ, B = 70.9^\circ$
25. $A \approx 43.6^\circ, B = 90^\circ, C \approx 46.4^\circ$ **27.** $A = 60^\circ, B = 60^\circ, C = 60^\circ$ **29.** $A \approx 29.8^\circ, B \approx 65.8^\circ, C \approx 84.3^\circ$
31. $A \approx 127.1^\circ, B \approx 43.8^\circ, C \approx 9.2^\circ$ **33.** $A = 85^\circ, a = 14.56, c = 14.12$ **35.** $A = 40.8^\circ, B = 60.6^\circ, C = 78.6^\circ$ **37.** $A = 80^\circ, b = 8.74, c = 13.80$
39. $C = 90^\circ, a = 4.93, b = 6.30$ **41.** Two triangles: $B_1 = 35.4^\circ, C_1 = 134.6^\circ, c_1 = 12.29; B_2 = 144.6^\circ, C_2 = 25.4^\circ, c_2 = 7.40$
43. $B = 24.5^\circ, C = 95.5^\circ, a = 10.44$
45. 165 yd **47. (a)** 26.4° **(b)** 30.8 h **49. (a)** 63.7 ft **(b)** 66.8 ft **(c)** 92.8° **51. (a)** 492.58 ft **(b)** 269.26 ft **53. (a)** 59.2 mm **(b)** male
55. (a) $\alpha \approx 9.9^\circ, \beta \approx 8.3^\circ$ **(b)** 21.73 yd **(c)** ≈ 0.36 yd or 13 in. **57.** 342.33 ft **59.** The footings should be 765 ft apart.

61. Suppose $0 < \theta < \pi$. Then, by the Law of Cosines, $d^2 = r^2 + r^2 - 2r^2 \cos \theta = 4r^2 \left(\frac{1 - \cos \theta}{2}\right) \Rightarrow d = 2r \sqrt{\frac{1 - \cos \theta}{2}} = 2r \sin \frac{\theta}{2}$.

Since, for any angle in $(0, \pi)$, d is strictly less than the length of the arc subtended by θ , that is, $d < r\theta$, then $2r \sin \frac{\theta}{2} < r\theta$, or $2 \sin \frac{\theta}{2} < \theta$.

Since $\cos \frac{\theta}{2} < 1$, then, for $0 < \theta < \pi$, $\sin \theta = 2 \sin \frac{\theta}{2} \cos \frac{\theta}{2} < 2 \sin \frac{\theta}{2} < \theta$. Thus $\sin \theta < \theta$ for $0 < \theta < \pi$.

$$63. \sin \frac{C}{2} = \sqrt{\frac{1 - \cos C}{2}} = \sqrt{\frac{1 - \frac{a^2 + b^2 - c^2}{2ab}}{2}} = \sqrt{\frac{2ab - a^2 - b^2 + c^2}{4ab}} = \sqrt{\frac{c^2 - (a-b)^2}{4ab}} = \sqrt{\frac{(c+a-b)(c+b-a)}{4ab}} = \sqrt{\frac{(2s-2b)(2s-2a)}{4ab}} = \sqrt{\frac{(s-a)(s-b)}{ab}}$$

- 70.** **71.** $\left\{\frac{\ln 3}{\ln 4 - \ln 3}\right\}$ **72.** $\sin \theta = \frac{2\sqrt{6}}{7}; \csc \theta = \frac{7\sqrt{6}}{12}; \sec \theta = -\frac{7}{5}; \cot \theta = -\frac{5\sqrt{6}}{12}$ **73.** $y = -3 \sin(4x)$

- 74.** $f^{-1}(x) = \frac{A-2x}{5x}$ **75.** $\frac{2}{3}$ **76.** $\frac{4 \cdot 3^x}{x^{3/2}} \left(x \cdot \ln 3 - \frac{1}{2}\right)$ **77.** $\left(-\infty, \frac{2}{5}\right] \cup \left[\frac{4}{3}, \infty\right)$ **78.** $\frac{8\pi}{15}$

- 79.** Quadrant II; 2 x-intercepts

8.4 Assess Your Understanding (page 556)

- 3.** $\frac{1}{2}ab \sin C$ **4.** $\sqrt{s(s-a)(s-b)(s-c)}$; $\frac{1}{2}(a+b+c)$ **5.** 6 **6.** T **7.** c **8.** c **9.** 2.83 **11.** 17.46 **13.** 13.42 **15.** 9.56 **17.** 4.60 **19.** 3.86 **21.** 2.72
23. 210 **25.** 6.93 **27.** 74.15 **29.** $K = \frac{1}{2}ab \sin C = \frac{1}{2}a \sin C \cdot \frac{a \sin B}{\sin A} = \frac{a^2 \sin B \sin C}{2 \sin A}$ **31.** 0.92 **33.** 2.27 **35.** 5.44 **37.** 9.03 sq ft **39.** \$5446.38

41. 18.18 m^2 43. The area of home plate is about 216.5 in.^2 45. $K = \frac{1}{2}r^2(\theta + \sin \theta)$ 47. The ground area is 7517.4 ft^2 .

49. Letting $d = 0$ gives

$$K = \sqrt{(s-a)(s-b)(s-c)(s-0) - abc \cdot 0 \cdot \cos^2 \theta} = \sqrt{s(s-a)(s-b)(s-c)} \text{ where } s = \frac{1}{2}(a+b+c+0) = \frac{1}{2}(a+b+c)$$

51. (a) Area $\Delta OAC = \frac{1}{2} |OC| |AC| = \frac{1}{2} \cdot \frac{|OC|}{1} \cdot \frac{|AC|}{1} = \frac{1}{2} \sin \alpha \cos \alpha$

(b) Area $\Delta OCB = \frac{1}{2} |BC| |OC| = \frac{1}{2} |OB|^2 \frac{|BC|}{|OB|} \cdot \frac{|OC|}{|OB|} = \frac{1}{2} |OB|^2 \sin \beta \cos \beta$

(c) Area $\Delta OAB = \frac{1}{2} |BD| |OA| = \frac{1}{2} |OB| \frac{|BD|}{|OB|} = \frac{1}{2} |OB| \sin(\alpha + \beta)$

(d) $\frac{\cos \alpha}{\cos \beta} = \frac{\frac{1}{|OC|}}{\frac{1}{|OB|}} = \frac{|OB|}{|OC|}$

(e) Area $\Delta OAB = \text{Area } \Delta OAC + \text{Area } \Delta OCB$

$$\frac{1}{2} |OB| \sin(\alpha + \beta) = \frac{1}{2} \sin \alpha \cos \alpha + \frac{1}{2} |OB|^2 \sin \beta \cos \beta$$

$$\sin(\alpha + \beta) = \frac{1}{|OB|} \sin \alpha \cos \alpha + |OB| \sin \beta \cos \beta$$

$$\sin(\alpha + \beta) = \frac{\cos \beta}{\cos \alpha} \sin \alpha \cos \alpha + \frac{\cos \alpha}{\cos \beta} \sin \beta \cos \beta$$

$$\sin(\alpha + \beta) = \sin \alpha \cos \beta + \cos \alpha \sin \beta$$

53. $31,145 \text{ ft}^2$ 55. (a) The perimeter and area are both 36. (b) The perimeter and area are both 60.

57. $K = \frac{1}{2}ah = \frac{1}{2}ab \sin C \Rightarrow h = b \sin C = \frac{a \sin B \sin C}{\sin A}$

59. $\angle POQ = 180^\circ - \left(\frac{A}{2} + \frac{B}{2}\right) = 180^\circ - \frac{1}{2}(180^\circ - C) = 90^\circ + \frac{C}{2}$, and $\sin\left(90^\circ + \frac{C}{2}\right) = \cos \frac{C}{2}$. So, $r = \frac{c \sin \frac{A}{2} \sin \frac{B}{2}}{\sin\left(90^\circ + \frac{C}{2}\right)} = \frac{c \sin \frac{A}{2} \sin \frac{B}{2}}{\cos \frac{C}{2}}$.

61. $\cot \frac{A}{2} + \cot \frac{B}{2} + \cot \frac{C}{2} = \frac{s-a}{r} + \frac{s-b}{r} + \frac{s-c}{r} = \frac{3s - (a+b+c)}{r} = \frac{3s - 2s}{r} = \frac{s}{r}$

66. Maximum value; 17 67. $(-\infty, -3) \cup [-1, 3)$

68. $\sin t = \frac{\sqrt{2}}{3}$, $\cos t = -\frac{\sqrt{7}}{3}$, $\tan t = -\frac{\sqrt{14}}{7}$, $\csc t = \frac{3\sqrt{2}}{2}$, $\sec t = -\frac{3\sqrt{7}}{7}$, $\cot t = -\frac{\sqrt{14}}{2}$

69. $\csc \theta - \sin \theta = \frac{1}{\sin \theta} - \sin \theta = \frac{1 - \sin^2 \theta}{\sin \theta} = \frac{\cos^2 \theta}{\sin \theta} = \cos \theta \cdot \frac{\cos \theta}{\sin \theta} = \cos \theta \cot \theta$

70. $(-\infty, -5) \cup (5, \infty)$ 71. $P(w) = 2w + 2\sqrt{144 - w^2}$ 72. $\pm \frac{1}{2}, \pm \frac{3}{2}, \pm 1, \pm 2, \pm 3, \pm 6$ 73. $[2.39, 2.41]$ 74. $\{-2, 9\}$ 75. $y = -2x$

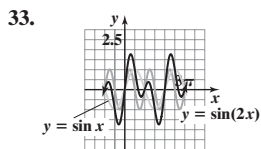
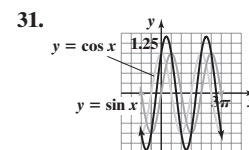
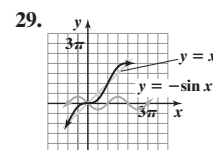
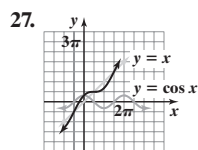
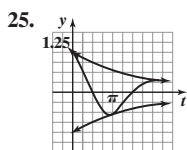
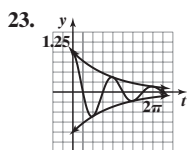
8.5 Assess Your Understanding (page 565)

4. simple harmonic; amplitude 5. simple harmonic; damped 6. T 7. $d(t) = -5 \cos(\pi t)$ 9. $d(t) = -7 \cos\left(\frac{2}{5}t\right)$

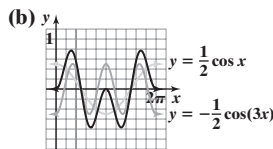
11. $d(t) = -5 \sin(\pi t)$ 13. $d(t) = -7 \sin\left(\frac{2}{5}t\right)$ 15. (a) Simple harmonic (b) 5 m (c) $\frac{2\pi}{3}$ s (d) $\frac{3}{2\pi}$ oscillation/s

17. (a) Simple harmonic (b) 8 m (c) 1 s (d) 1 oscillation/s 19. (a) Simple harmonic (b) 9 m (c) 8π s (d) $\frac{1}{8\pi}$ oscillation/s

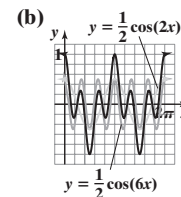
21. (a) Simple harmonic (b) 7 m (c) $\frac{2}{3}$ s (d) $\frac{3}{2}$ oscillations/s



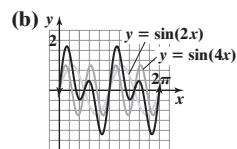
35. (a) $f(x) = \frac{1}{2} [\cos x - \cos(3x)]$



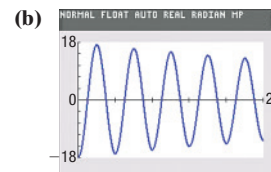
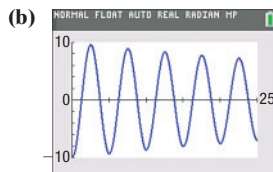
37. (a) $G(x) = \frac{1}{2} [\cos(6x) + \cos(2x)]$



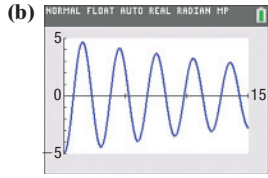
39. (a) $H(x) = \sin(4x) + \sin(2x)$



41. (a) $d(t) = -10e^{-0.7t/50} \cos\left(\sqrt{\frac{4\pi^2}{25} - \frac{0.49}{2500}}t\right)$ 43. (a) $d(t) = -18e^{-0.6t/60} \cos\left(\sqrt{\frac{\pi^2}{4} - \frac{0.36}{3600}}t\right)$

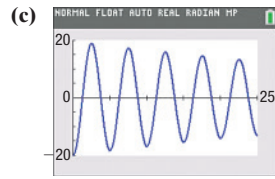


45. (a) $d(t) = -5e^{-0.8t/20} \cos\left(\sqrt{\frac{4\pi^2}{9} - \frac{0.64}{400}}t\right)$



47. (a) The motion is damped. The bob has mass $m = 20$ kg with a damping factor of 0.7 kg/s

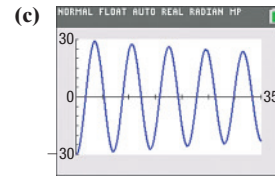
(b) 20 m leftward



(d) 18.33 m leftward (e) $d \rightarrow 0$

49. (a) The motion is damped. The bob has mass $m = 40$ kg with a damping factor of 0.6 kg/s

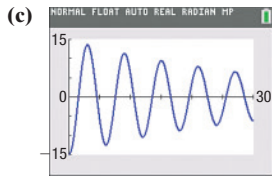
(b) 30 m leftward



(d) 28.47 m leftward (e) $d \rightarrow 0$

51. (a) The motion is damped. The bob has mass $m = 15$ kg with a damping factor of 0.9 kg/s

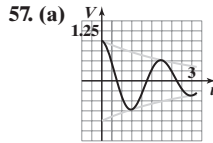
(b) 15 m leftward



(d) 12.53 m leftward (e) $d \rightarrow 0$

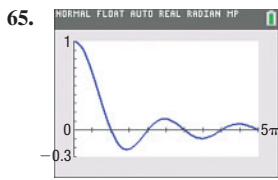
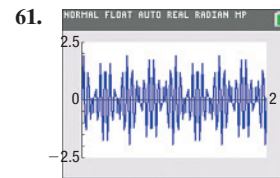
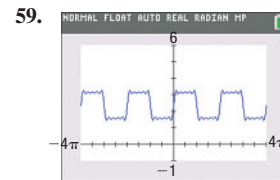
53. $\omega = 1040\pi$; $d(t) = 0.80 \cos(1040\pi t)$

55. $\omega = 880\pi$; $d(t) = 0.01 \sin(880\pi t)$

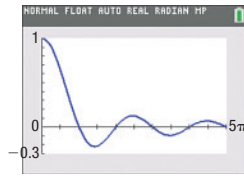


(b) At $t = 0, t = 2$; at $t = 1, t = 3$

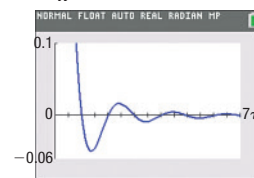
(c) During the approximate intervals $0.35 < t < 0.67, 1.29 < t < 1.75,$ and $2.19 < t \leq 3$



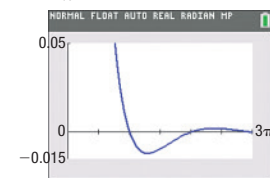
67. $y = \frac{1}{x} \sin x$



$y = \frac{1}{x^2} \sin x$



$y = \frac{1}{x^3} \sin x$



69. $f^{-1}(x) = \frac{4x - 3}{x - 1}$ 70. $\log_7\left(\frac{xy^3}{x + y}\right)$ 71. $\{4\}$ 72. (a) $\frac{3\sqrt{10}}{10}$ (b) $\frac{\sqrt{10}}{10}$ (c) $\frac{1}{3}$ 73. $g(f(x)) = 10 - 5x$; Domain: $\left(-\infty, \frac{3}{5}\right]$ 74. $-\frac{7\sqrt{6}}{12}$

75. $y = -\frac{3}{2}x + \frac{11}{2}$ 76. $\{e^{1/2}\}$ 77. $[-5, 8]$ 78. $\left[-2, \frac{3}{5}\right]$

Review Exercises (page 569)

1. $\sin \theta = \frac{4}{5}$; $\cos \theta = \frac{3}{5}$; $\tan \theta = \frac{4}{3}$; $\cot \theta = \frac{3}{4}$; $\sec \theta = \frac{5}{3}$; $\csc \theta = \frac{5}{4}$ 2. $\sin \theta = \frac{\sqrt{3}}{2}$; $\cos \theta = \frac{1}{2}$; $\tan \theta = \sqrt{3}$; $\cot \theta = \frac{\sqrt{3}}{3}$; $\sec \theta = 2$; $\csc \theta = \frac{2\sqrt{3}}{3}$

3. 0 4. 1 5. 1 6. $A = 70^\circ, b \approx 3.42, a \approx 9.40$ 7. $a \approx 4.58, A \approx 66.4^\circ, B \approx 23.6^\circ$ 8. $C = 100^\circ, b \approx 0.65, c \approx 1.29$

9. $B \approx 56.8^\circ, C \approx 23.2^\circ, b \approx 4.25$ 10. No triangle 11. $b \approx 3.32, A \approx 62.8^\circ, C \approx 17.2^\circ$ 12. $A \approx 36.2^\circ, C \approx 63.8^\circ, c \approx 4.55$

13. No triangle 14. $A \approx 83.3^\circ, B \approx 44.0^\circ, C \approx 52.6^\circ$ 15. $c \approx 2.32, A \approx 16.1^\circ, B \approx 123.9^\circ$ 16. $B \approx 36.2^\circ, C \approx 63.8^\circ, c \approx 4.55$

17. $A \approx 39.6^\circ, B \approx 18.6^\circ, C \approx 121.9^\circ$ 18. Two triangles: $B_1 \approx 13.4^\circ, C_1 \approx 156.6^\circ, c_1 \approx 6.86$ or $B_2 \approx 166.6^\circ, C_2 \approx 3.4^\circ, c_2 \approx 1.02$

19. $b \approx 11.52, c \approx 10.13, C \approx 60^\circ$ 20. $a \approx 5.23, B \approx 46.0^\circ, C \approx 64.0^\circ$ 21. 1.93 22. 18.79 23. 6 24. 3.80 25. 0.32 26. 1.92 in.^2

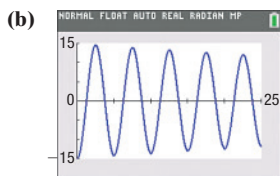
27. 48.2° and 41.8° 28. 23.32 ft 29. 2.15 mi 30. 132.55 ft/min 31. 12.7° 32. 29.97 ft 33. 6.22 mi 34. (a) 131.8 mi (b) 23.1° (c) 0.21 hr

35. 8798.67 sq ft 36. $S4.0^\circ E$ 37. (a) $\theta_c = 16.7^\circ$ (b) 1.44 ft 38. (a) $\theta_c' = 5.7^\circ$ (b) 0.50 ft 39. $d(t) = -3 \cos\left(\frac{\pi}{2}t\right)$

40. (a) Simple harmonic (b) 6 ft (c) π s (d) $\frac{1}{\pi}$ oscillation/s

41. (a) Simple harmonic (b) 2 ft (c) 2 s (d) $\frac{1}{2}$ oscillation/s

42. (a) $d(t) = -15e^{-0.75t/80} \cos\left(\sqrt{\frac{4\pi^2}{25} - \frac{0.5625}{6400}}t\right)$

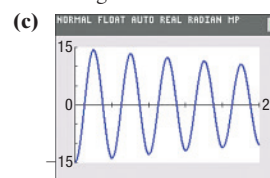


43. (a) The motion is damped. The bob has mass $m = 20$ kg with a damping factor of 0.6 kg/s.

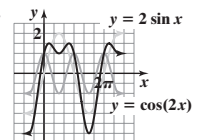
(b) 15 m leftward

(d) 13.92 m leftward

(e) $d \rightarrow 0$



44. $y = 2 \sin x$



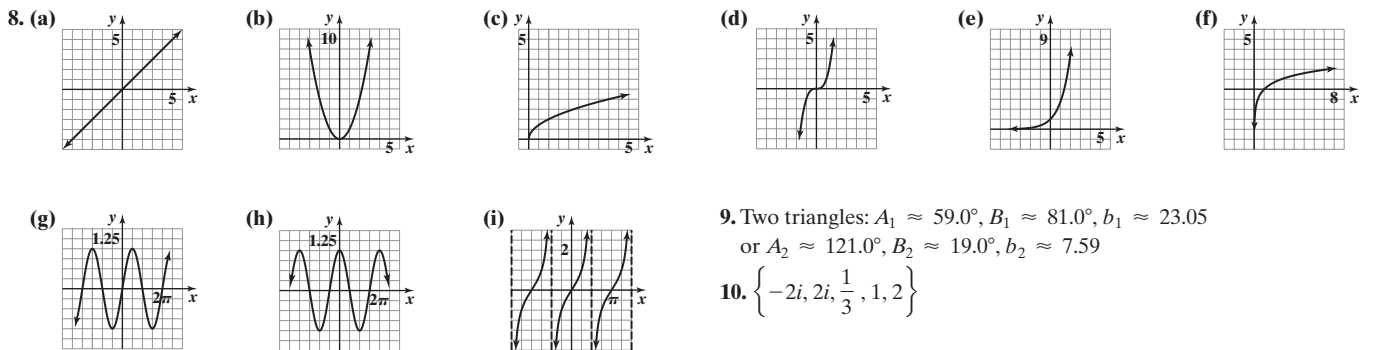
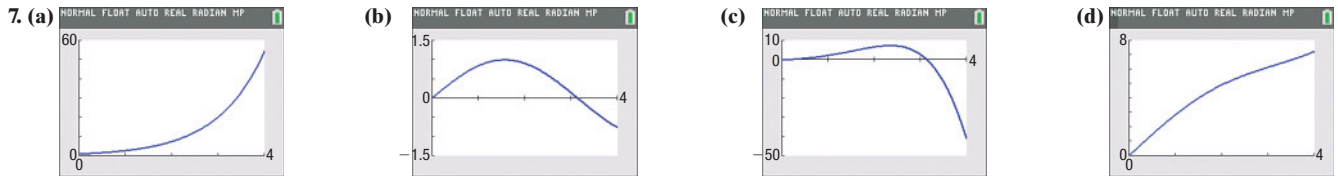
Chapter Test (page 572)

1. $\sin \theta = \frac{\sqrt{5}}{5}$; $\cos \theta = \frac{2\sqrt{5}}{5}$; $\tan \theta = \frac{1}{2}$; $\csc \theta = \sqrt{5}$; $\sec \theta = \frac{\sqrt{5}}{2}$; $\cot \theta = 2$ 2. 0 3. $a = 15.88$, $B \approx 57.5^\circ$, $C \approx 70.5^\circ$
 4. $b \approx 6.85$, $C = 117^\circ$, $c \approx 16.30$ 5. $A \approx 52.4^\circ$, $B \approx 29.7^\circ$, $C \approx 97.9^\circ$ 6. $b \approx 4.72$, $c \approx 1.67$, $B = 105^\circ$ 7. No triangle
 8. $c \approx 7.62$, $A \approx 80.5^\circ$, $B \approx 29.5^\circ$ 9. 15.04 square units 10. 19.81 square units 11. 61.0° 12. 1.3° 13. The area of the shaded region is 9.26 cm^2 .
 14. 54.15 square units 15. Madison will have to swim about 2.23 miles. 16. 12.63 square units 17. The lengths of the sides are 15, 18, and 21.
 18. $d(t) = 5(\sin 42^\circ) \sin\left(\frac{\pi t}{3}\right)$ or $d \approx 3.346 \sin\left(\frac{\pi t}{3}\right)$

Cumulative Review (page 573)

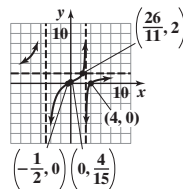
1. $\left\{\frac{1}{3}, 1\right\}$ 2. $(x + 5)^2 + (y - 1)^2 = 9$ 3. $\{x \mid x \leq -1 \text{ or } x \geq 4\}$ 4.
- 5.

6. (a) $-\frac{2\sqrt{5}}{5}$ (b) $\frac{\sqrt{5}}{5}$ (c) $-\frac{4}{5}$ (d) $-\frac{3}{5}$ (e) $\sqrt{\frac{5 - \sqrt{5}}{10}}$ (f) $-\sqrt{\frac{5 + \sqrt{5}}{10}}$

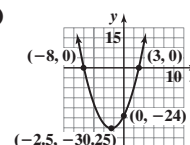


9. Two triangles: $A_1 \approx 59.0^\circ$, $B_1 \approx 81.0^\circ$, $b_1 \approx 23.05$
 or $A_2 \approx 121.0^\circ$, $B_2 \approx 19.0^\circ$, $b_2 \approx 7.59$
 10. $\left\{-2i, 2i, \frac{1}{3}, 1, 2\right\}$

11. $R(x) = \frac{(2x + 1)(x - 4)}{(x + 5)(x - 3)}$; domain: $\{x \mid x \neq -5, x \neq 3\}$
 Intercepts: $\left(-\frac{1}{2}, 0\right)$, $(4, 0)$, $\left(0, \frac{4}{15}\right)$
 No symmetry
 Vertical asymptotes: $x = -5, x = 3$
 Horizontal asymptote: $y = 2$
 Intersects the horizontal asymptote, $y = 2$, at the point $\left(\frac{26}{11}, 2\right)$



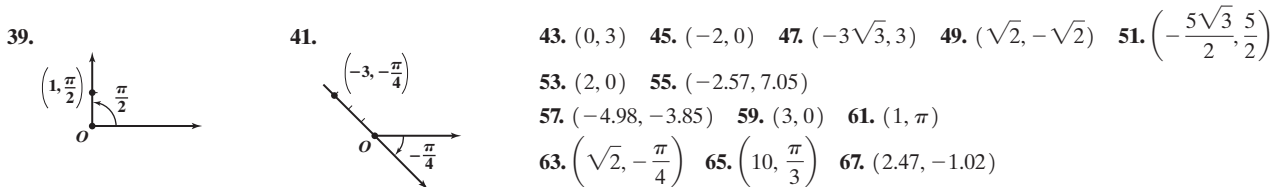
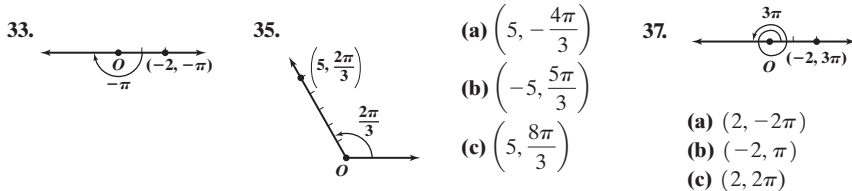
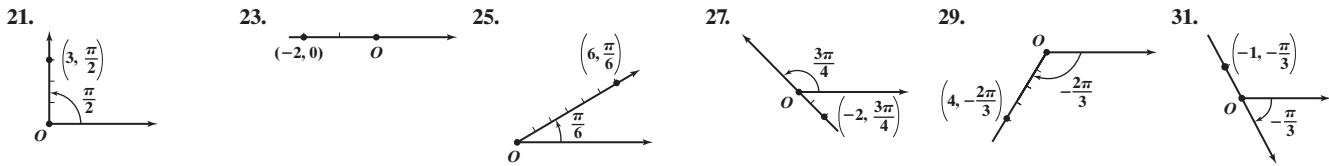
12. $\{2.26\}$ 13. $\{1\}$ 14. (a) $\left\{-\frac{5}{4}\right\}$ (b) $\{2\}$ (c) $\left\{\frac{-1 - 3\sqrt{13}}{2}, \frac{-1 + 3\sqrt{13}}{2}\right\}$ (d) $\{x \mid x > -\frac{5}{4}\}$ or $\left(-\frac{5}{4}, \infty\right)$
 (e) $\{x \mid -8 \leq x \leq 3\}$ or $[-8, 3]$ (f)



CHAPTER 9 Polar Coordinates; Vectors

9.1 Assess Your Understanding (page 583)

7. pole; polar axis 8. $r \cos \theta$; $r \sin \theta$ 9. b 10. d 11. T 12. F 13. A 15. C 17. B 19. A



53. $(2, 0)$ 55. $(-2.57, 7.05)$
 57. $(-4.98, -3.85)$ 59. $(3, 0)$ 61. $(1, \pi)$
 63. $(\sqrt{2}, -\frac{\pi}{4})$ 65. $(10, \frac{\pi}{3})$ 67. $(2.47, -1.02)$
 69. $(9.30, 0.47)$ 71. $r^2 = \frac{3}{2}$ or $r = \frac{\sqrt{6}}{2}$ 73. $r^2 \cos^2 \theta - 4r \sin \theta = 0$ 75. $r^2 \sin 2\theta = 1$
 77. $r \cos \theta = 4$ 79. $x^2 + y^2 - x = 0$ or $(x - \frac{1}{2})^2 + y^2 = \frac{1}{4}$ 81. $(x^2 + y^2)^{3/2} - x = 0$
 83. $x^2 + y^2 = 4$ 85. $y^2 = 8(x + 2)$

87. (a) $(-10, 36)$ (b) $(2\sqrt{349}, 180^\circ + \tan^{-1}(-\frac{18}{5})) \approx (37.36, 105.5^\circ)$ (c) $(-3, -35)$ (d) $(\sqrt{1234}, 180^\circ + \tan^{-1}(\frac{35}{3})) \approx (35.13, 265.1^\circ)$

89. (a) $(80, 25^\circ)$; $(110, -5^\circ)$ (b) $(72.50, 33.81)$; $(109.58, -9.59)$ (c) 342.5 mph 94. $\left\{\frac{19}{15}\right\}$ 95. 2 or 0 positive real zeros; 1 negative real zero

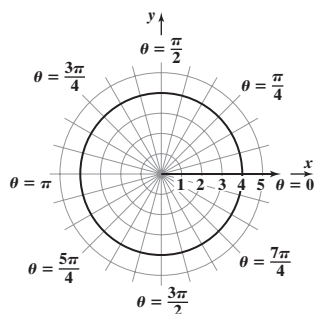
96. $(-\frac{5}{4}, \frac{9}{2})$ 97. $(0, -11)$ 98. $13 - 18i$ 99. $\left\{\frac{\pi}{12}, \frac{5\pi}{12}, \frac{13\pi}{12}, \frac{17\pi}{12}\right\}$ 100. $C = 78^\circ, a \approx 9.27, b \approx 6.15$ 101. $\frac{\sqrt{6} + \sqrt{2}}{4}$ or $\frac{\sqrt{2}(1 + \sqrt{3})}{4}$

102. $\frac{e^{3x}(3x - 2)}{5x^3}$ 103. $\sin^5 x = \sin x(\sin^2 x)^2 = \sin x(1 - \cos^2 x)^2 = \sin x(1 - 2\cos^2 x + \cos^4 x) = \sin x - 2\cos^2 x \sin x + \cos^4 x \sin x$

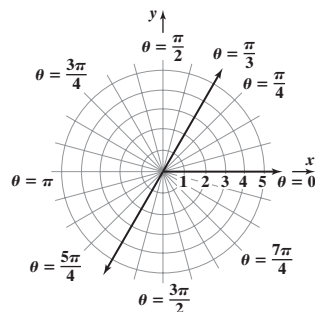
9.2 Assess Your Understanding (page 597)

7. polar equation 8. F 9. $-\theta$ 10. $\pi - \theta$ 11. $2n; n$ 12. T 13. c 14. b

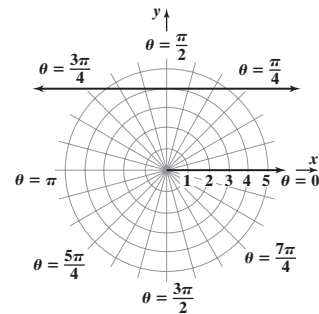
15. $x^2 + y^2 = 16$; circle, radius 4, center at pole



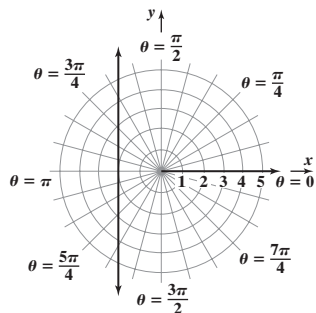
17. $y = \sqrt{3}x$; line through pole, making an angle of $\frac{\pi}{3}$ with polar axis



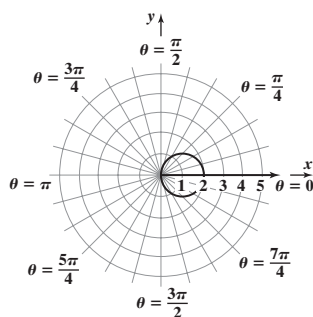
19. $y = 4$; horizontal line 4 units above the pole



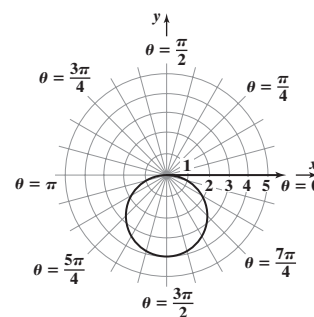
21. $x = -2$; vertical line 2 units to the left of the pole



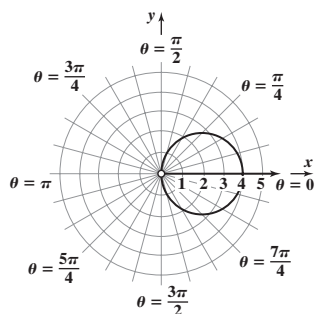
23. $(x - 1)^2 + y^2 = 1$; circle, radius 1, center $(1, 0)$ in rectangular coordinates



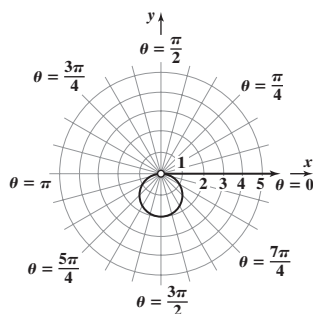
25. $x^2 + (y + 2)^2 = 4$; circle, radius 2, center $(0, -2)$ in rectangular coordinates



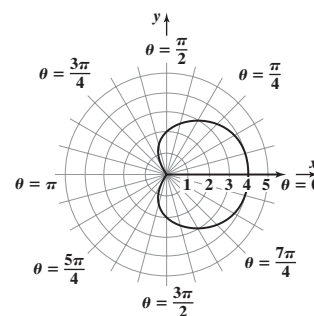
27. $(x - 2)^2 + y^2 = 4$, $x \neq 0$; circle, radius 2, center $(2, 0)$ in rectangular coordinates, hole at $(0, 0)$



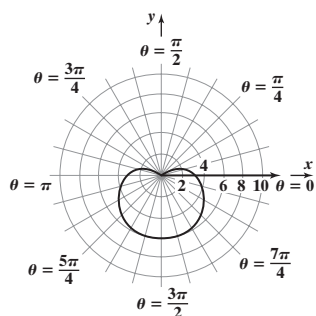
29. $x^2 + (y + 1)^2 = 1$, $y \neq 0$; circle, radius 1, center $(0, -1)$ in rectangular coordinates, hole at $(0, 0)$



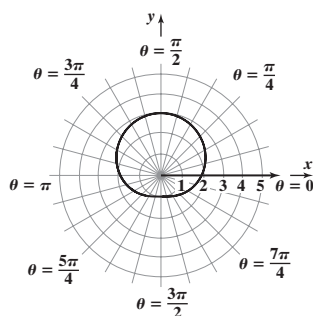
31. E 33. F 35. H 37. D
39. Cardioid



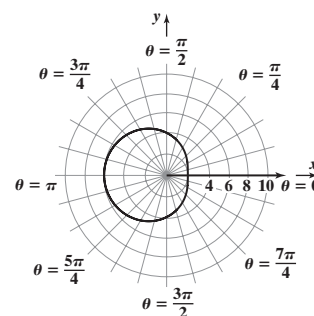
41. Cardioid



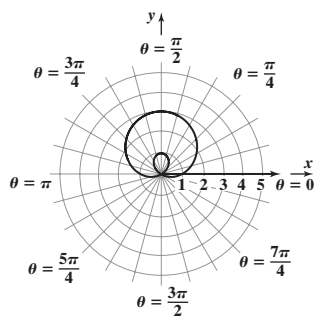
43. Limaçon without inner loop



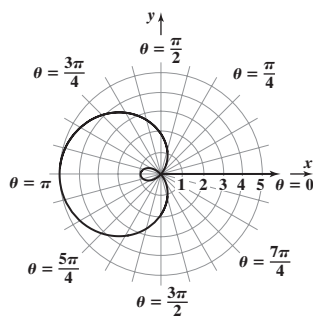
45. Limaçon without inner loop



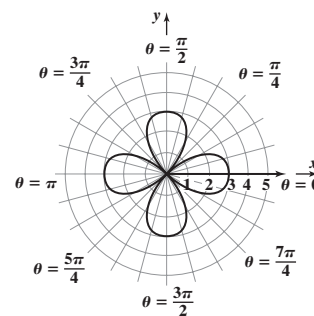
47. Limaçon with inner loop



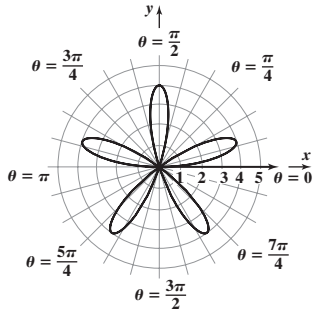
49. Limaçon with inner loop



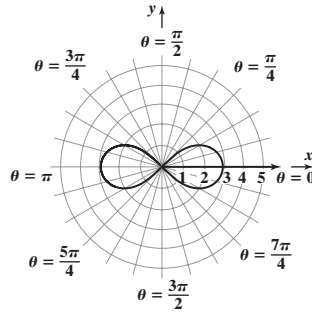
51. Rose



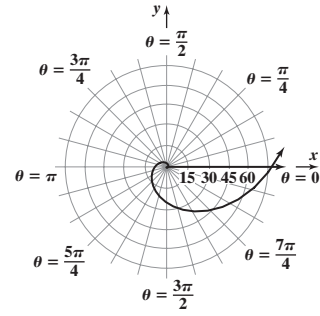
53. Rose



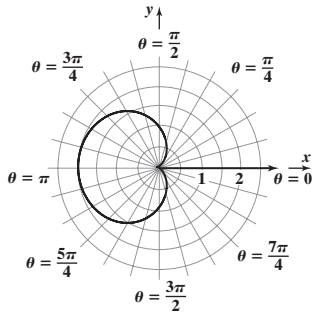
55. Lemniscate



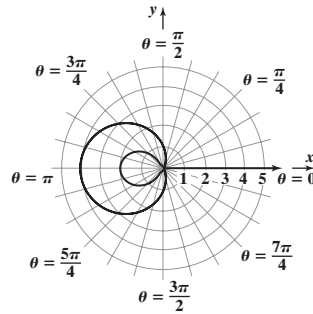
57. Spiral



59. Cardioid



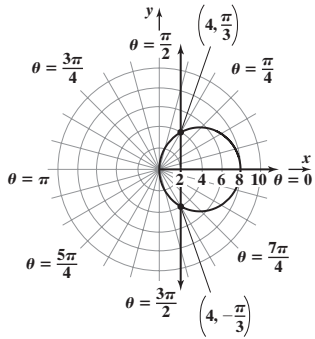
61. Limaçon with inner loop



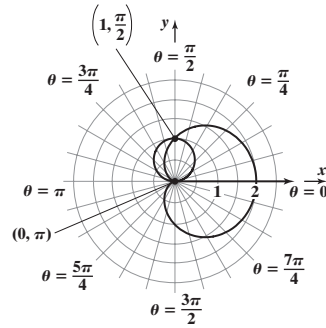
63. $r = 3 + 3 \cos \theta$

65. $r = 4 + \sin \theta$

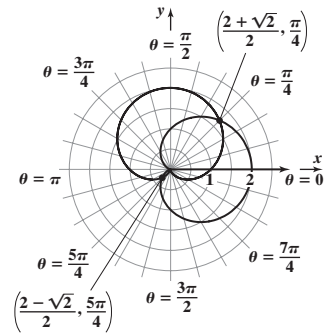
67.



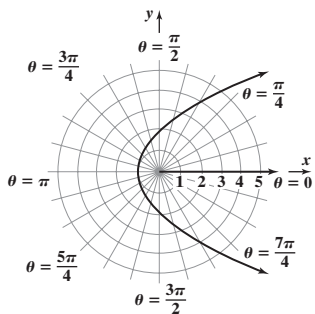
69.



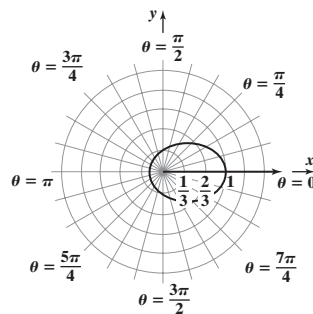
71.



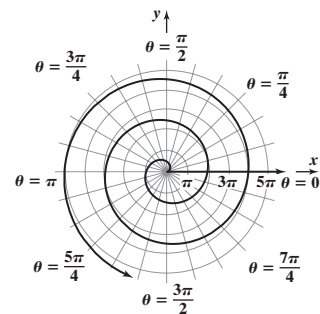
73.



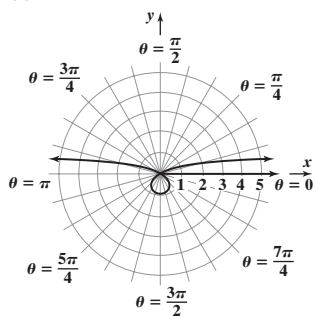
75.



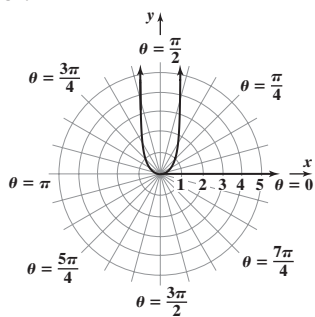
77.



79.



81.



83. $r \sin \theta = a$
 $y = a$

85. $r = 2a \sin \theta$
 $r^2 = 2ar \sin \theta$
 $x^2 + y^2 = 2ay$
 $x^2 + y^2 - 2ay = 0$
 $x^2 + (y - a)^2 = a^2$
Circle, radius a , center $(0, a)$ in rectangular coordinates

87. $r = 2a \cos \theta$
 $r^2 = 2ar \cos \theta$
 $x^2 + y^2 = 2ax$
 $x^2 - 2ax + y^2 = 0$
 $(x - a)^2 + y^2 = a^2$
Circle, radius a , center $(a, 0)$ in rectangular coordinates

89. (a) 5 knots (b) 6 knots (c) 10 knots (d) approximately 80° to 150° (e) ≈ 9 knots; approximately 90° to 100°

91. $(x^2 + y^2)^2 = x^2 - y^2$
93. (a) $r^2 = \cos \theta; r^2 = \cos(\pi - \theta)$ (b) $r^2 = \sin \theta; r^2 = \sin(\pi - \theta)$
 $r^2 = -\cos \theta$ $r^2 = \sin \theta$
Not equivalent; test fails. Test works.
 $(-r)^2 = \cos(-\theta) = \cos \theta$ $(-r)^2 = \sin(-\theta) = -\sin \theta$
New test works. Not equivalent; new test fails.

97. $\{x | 3 < x \leq 8\}$, or $(3, 8]$ 98. 420° 99. Amplitude = 2; period = $\frac{2\pi}{5}$ 100. Horizontal asymptote: $y = 0$; Vertical asymptote: $x = 4$ 101. 3

102. $6\sqrt{30} \approx 32.86$ square units 103. $\left\{\frac{5}{4}\right\}$ 104. $\left\{-\frac{5}{2}, \frac{4}{3}\right\}$ 105. $y = -4x - 5$ 106. $\cos^3 x = \cos x \cos^2 x = \cos x(1 - \sin^2 x) = \cos x - \sin^2 x \cos x$

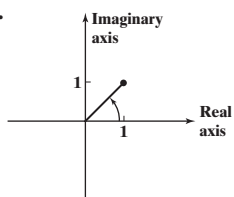
Historical Problems (page 607)

1. (a) $1 + 4i, 1 + i$ (b) $-1, 2 + i$

9.3 Assess Your Understanding (page 607)

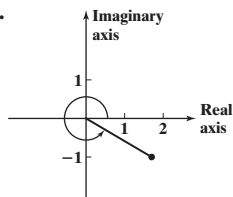
5. real; imaginary 6. magnitude; modulus; argument 7. $r_1 r_2 e^{i(\theta_1 + \theta_2)}$ 8. F 9. three 10. T 11. c 12. a

13.



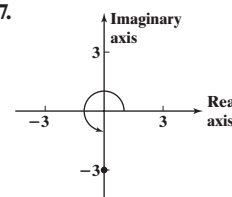
$\sqrt{2}\left(\cos \frac{\pi}{4} + i \sin \frac{\pi}{4}\right); \sqrt{2}e^{i\pi/4}$

15.



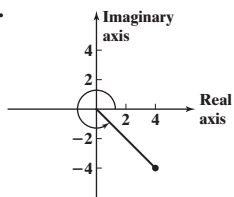
$2\left(\cos \frac{11\pi}{6} + i \sin \frac{11\pi}{6}\right); 2e^{i\cdot 11\pi/6}$

17.



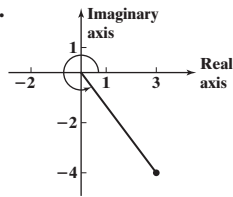
$3\left(\cos \frac{3\pi}{2} + i \sin \frac{3\pi}{2}\right); 3e^{i\cdot 3\pi/2}$

19.



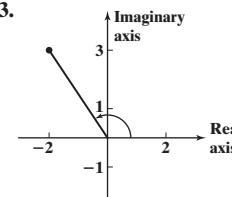
$4\sqrt{2}\left(\cos \frac{7\pi}{4} + i \sin \frac{7\pi}{4}\right); 4\sqrt{2}e^{i\cdot 7\pi/4}$

21.



$5(\cos 5.356 + i \sin 5.356); 5e^{i\cdot 5.356}$

23.



$\sqrt{13}(\cos 2.159 + i \sin 2.159); \sqrt{13}e^{i\cdot 2.159}$

25. $-1 + \sqrt{3}i$ 27. $2\sqrt{2} - 2\sqrt{2}i$ 29. $-3i$ 31. -7 33. $-0.035 + 0.197i$ 35. $1.970 + 0.347i$

37. $zw = 8\left(\cos \frac{\pi}{3} + i \sin \frac{\pi}{3}\right)$ or $8e^{i\pi/3}$; $\frac{z}{w} = \frac{1}{2}\left(\cos \frac{\pi}{9} + i \sin \frac{\pi}{9}\right)$ or $\frac{1}{2}e^{i\pi/9}$

39. $zw = 12\left(\cos \frac{2\pi}{9} + i \sin \frac{2\pi}{9}\right)$ or $12e^{i\cdot 2\pi/9}$; $\frac{z}{w} = \frac{3}{4}\left(\cos \frac{11\pi}{9} + i \sin \frac{11\pi}{9}\right)$ or $\frac{3}{4}e^{i\cdot 11\pi/9}$

41. $zw = 4\left(\cos \frac{9\pi}{40} + i \sin \frac{9\pi}{40}\right)$ or $4e^{i\cdot 9\pi/40}$; $\frac{z}{w} = \cos \frac{\pi}{40} + i \sin \frac{\pi}{40}$ or $e^{i\pi/40}$

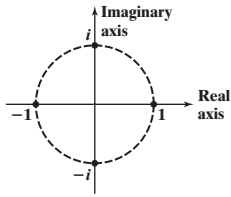
43. $zw = 4\sqrt{2}\left(\cos \frac{\pi}{12} + i \sin \frac{\pi}{12}\right)$ or $4\sqrt{2}e^{i\pi/12}$; $\frac{z}{w} = \sqrt{2}\left(\cos \frac{5\pi}{12} + i \sin \frac{5\pi}{12}\right)$ or $\sqrt{2}e^{i\cdot 5\pi/12}$ 45. $-32 + 32\sqrt{3}i$; $64e^{i\cdot 2\pi/3}$ 47. $32i$; $32e^{i\pi/2}$

49. $\frac{27}{2} + \frac{27\sqrt{3}}{2}i$; $\frac{27}{2}e^{i\pi/3}$ 51. $-\frac{25\sqrt{2}}{2} + \frac{25\sqrt{2}}{2}i$; $25e^{i\cdot 3\pi/4}$ 53. $-4 + 4i$; $4\sqrt{2}e^{i\cdot 3\pi/4}$ 55. $-23 + 14.142i$; $27e^{i\cdot 2.590}$

57. $\sqrt[6]{2}e^{i\pi/12}$, $\sqrt[6]{2}e^{i\cdot 3\pi/4}$, $\sqrt[6]{2}e^{i\cdot 17\pi/12}$ 59. $\sqrt[4]{8}e^{i\cdot 5\pi/12}$, $\sqrt[4]{8}e^{i\cdot 11\pi/12}$, $\sqrt[4]{8}e^{i\cdot 17\pi/12}$, $\sqrt[4]{8}e^{i\cdot 23\pi/12}$

61. $2e^{i\cdot 3\pi/8}$, $2e^{i\cdot 7\pi/8}$, $2e^{i\cdot 11\pi/8}$, $2e^{i\cdot 15\pi/8}$ 63. $e^{i\pi/10}$, $e^{i\pi/2}$, $e^{i\cdot 9\pi/10}$, $e^{i\cdot 13\pi/10}$, $e^{i\cdot 17\pi/10}$

65. $1, i, -1, -i$



67. Look at formula (7). $|z_k| = \sqrt[n]{r}$ for all k .

69. Look at formula (7). The z_k are spaced apart by an angle of $\frac{2\pi}{n}$.

71. Since the sine and cosine functions each has period 2π ,
 $\cos \theta = \cos(\theta + 2k\pi)$ and $\sin \theta = \sin(\theta + 2k\pi)$, k an integer. Then,
 $re^{i\theta} = r(\cos \theta + i \sin \theta) = r[(\cos(\theta + 2k\pi) + i \sin(\theta + 2k\pi))] = re^{i(\theta + 2k\pi)}$, k an integer.

73. Assume the theorem is true for $n \geq 1$.

For $n = 0$:

$$z^0 = r^0 e^{i(0 \cdot \theta)} = r^0 [\cos(0 \cdot \theta) + i \sin(0 \cdot \theta)]$$

$$1 = 1 \cdot [\cos 0 + i \sin 0]$$

$$1 = 1 \cdot [1 + 0]$$

$$1 = 1 \text{ True}$$

For negative integers:

$$\begin{aligned} z^{-n} &= (z^n)^{-1} = [r^n e^{i(n\theta)}]^{-1} = (r^n [\cos(n\theta) + i \sin(n\theta)])^{-1} \text{ with } n \geq 1 \\ &= \frac{1}{r^n [\cos(n\theta) + i \sin(n\theta)]} = \frac{1}{r^n [\cos(n\theta) + i \sin(n\theta)]} \cdot \frac{\cos(n\theta) - i \sin(n\theta)}{\cos(n\theta) - i \sin(n\theta)} \\ &= \frac{\cos(n\theta) - i \sin(n\theta)}{r^n (\cos^2(n\theta) + \sin^2(n\theta))} = \frac{\cos(n\theta) - i \sin(n\theta)}{r^n} = r^{-n} [\cos(n\theta) - i \sin(n\theta)] \\ &= r^{-n} [\cos(-n\theta) + i \sin(-n\theta)] = r^{-n} e^{i(-n\theta)} \end{aligned}$$

Thus, De Moivre's Theorem is true for all integers.

75. $x + iy = \ln 7 + i(2k\pi)$, k an integer 77. ≈ 40.50 78. $\frac{4}{3}\pi$ 79. $2y\sqrt[3]{3x^2y^2}$ 80. Minimum: $f\left(\frac{6}{5}\right) = -\frac{16}{5}$

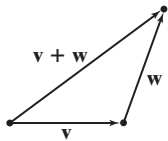
81. $A \approx 26.4^\circ$, $B \approx 36.3^\circ$, $C \approx 117.3^\circ$ 82. $\log_a \frac{x^3 y^2}{z^5}$ 83. $\{621\}$ 84. $(f \circ g)(x) = 75x^6 - 20x^3$ 85. $y = -\frac{3}{2}x + 8$

86. $\sqrt{16 \sec^2 x - 16} = \sqrt{16(\sec^2 x - 1)} = \sqrt{16 \tan^2 x} = 4 \tan x$

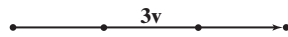
9.4 Assess Your Understanding (page 619)

1. vector 2. 0 3. unit 4. position 5. horizontal; vertical 6. resultant 7. T 8. F 9. a 10. b

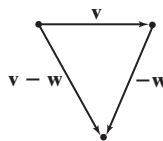
11.



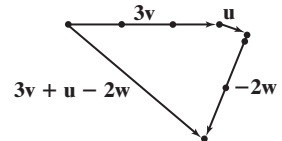
13.



15.



17.



19. T 21. F 23. F 25. T 27. $\mathbf{v} = 3\mathbf{i} + 4\mathbf{j}$ 29. $\mathbf{v} = 2\mathbf{i} + 4\mathbf{j}$ 31. $\mathbf{v} = 8\mathbf{i} - \mathbf{j}$ 33. $\mathbf{v} = -\mathbf{i} + \mathbf{j}$ 35. 5 37. $\sqrt{2}$ 39. $\sqrt{13}$ 41. 1 43. $-\mathbf{j}$

45. $\sqrt{89}$ 47. $\sqrt{34} - \sqrt{13}$ 49. \mathbf{i} 51. $\frac{3}{5}\mathbf{i} - \frac{4}{5}\mathbf{j}$ 53. $\frac{\sqrt{2}}{2}\mathbf{i} - \frac{\sqrt{2}}{2}\mathbf{j}$ 55. 14 57. $\mathbf{v} = \frac{8\sqrt{5}}{5}\mathbf{i} + \frac{4\sqrt{5}}{5}\mathbf{j}$, or $\mathbf{v} = -\frac{8\sqrt{5}}{5}\mathbf{i} - \frac{4\sqrt{5}}{5}\mathbf{j}$

59. $\{-2 + \sqrt{21}, -2 - \sqrt{21}\}$ 61. $\mathbf{v} = \frac{5}{2}\mathbf{i} + \frac{5\sqrt{3}}{2}\mathbf{j}$ 63. $\mathbf{v} = -7\mathbf{i} + 7\sqrt{3}\mathbf{j}$ 65. $\mathbf{v} = \frac{25\sqrt{3}}{2}\mathbf{i} - \frac{25}{2}\mathbf{j}$ 67. 45° 69. 150° 71. 333.4°

73. 258.7° 75. $\mathbf{F} = 20\sqrt{3}\mathbf{i} + 20\mathbf{j}$ 77. $\mathbf{F} = (20\sqrt{3} + 30\sqrt{2})\mathbf{i} + (20 - 30\sqrt{2})\mathbf{j}$

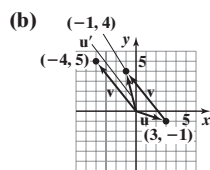
79. (a) $\mathbf{v}_a = 550\mathbf{j}$; $\mathbf{v}_w = 50\sqrt{2}\mathbf{i} + 50\sqrt{2}\mathbf{j}$ (b) $\mathbf{v}_g = 50\sqrt{2}\mathbf{i} + (550 + 50\sqrt{2})\mathbf{j}$ (c) $\|\mathbf{v}_g\| = 624.7$ mph; $N6.5^\circ E$

81. $\mathbf{v} = (250\sqrt{2} - 30)\mathbf{i} + (250\sqrt{2} + 30\sqrt{3})\mathbf{j}$; 518.8 km/h; $N38.6^\circ E$ 83. Approximately 4031 lb

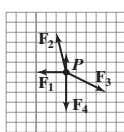
85. 8.6° left of direct heading across the river; 1.52 min 87. (a) $N7.05^\circ E$ (b) 12 min 89. Tension in right cable: 1000 lb; tension in left cable: 845.2 lb

91. Tension in right part: 1088.4 lb; tension in left part: 1089.1 lb 93. $\mu = 0.36$ 95. 13.68 lb 97. The truck must pull with a force of 4635.2 lb.

99. (a) $(-1, 4)$



101.



103. About 8.2° north of east.

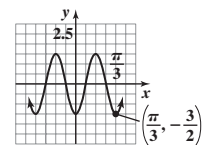
110. Amplitude = $\frac{3}{2}$; period = $\frac{\pi}{3}$

107. $\{29\}$

Phase shift = $-\frac{\pi}{2}$

108. $-3x(x + 2)(x - 6)$

109. $\sqrt{3}$



111. 15 112. $(x - 10)^2 + (y + 2)^2 = 49$ 113. x -intercepts: $-3, -2, 3$; y -intercept: -18 114. $\{5 - \sqrt{11}, 5 + \sqrt{11}\}$

115. $(x + 3)(x^2 + 9)$ or $x^3 + 3x^2 + 9x + 27$ 116. $(f \circ g)(\theta) = \sqrt{25 - (5 \sin \theta)^2} = \sqrt{25 - 25 \sin^2 \theta} = \sqrt{25(1 - \sin^2 \theta)} = \sqrt{25 \cos^2 \theta} = 5 \cos \theta$

Historical Problem (page 629)

$$(a\mathbf{i} + b\mathbf{j}) \cdot (c\mathbf{i} + d\mathbf{j}) = ac + bd$$

$$\text{Real part}[(a + bi)(c + di)] = \text{real part}[(a - bi)(c + di)] = \text{real part}[ac + adi - bci - bd^2] = ac + bd$$

9.5 Assess Your Understanding (page 629)

2. dot product 3. orthogonal 4. parallel 5. T 6. F 7. d 8. b 9. (a) 0 (b) 90° (c) orthogonal 11. (a) 0 (b) 90° (c) orthogonal
13. (a) $\sqrt{3} - 1$ (b) 75° (c) neither 15. (a) -50 (b) 180° (c) parallel 17. (a) 0 (b) 90° (c) orthogonal 19. $\frac{2}{3}$
21. $\mathbf{v}_1 = \frac{5}{2}\mathbf{i} - \frac{5}{2}\mathbf{j}$, $\mathbf{v}_2 = -\frac{1}{2}\mathbf{i} - \frac{1}{2}\mathbf{j}$ 23. $\mathbf{v}_1 = -\frac{1}{5}\mathbf{i} - \frac{2}{5}\mathbf{j}$, $\mathbf{v}_2 = \frac{6}{5}\mathbf{i} - \frac{3}{5}\mathbf{j}$ 25. $\mathbf{v}_1 = \frac{14}{5}\mathbf{i} + \frac{7}{5}\mathbf{j}$, $\mathbf{v}_2 = \frac{1}{5}\mathbf{i} - \frac{2}{5}\mathbf{j}$ 27. $12\mathbf{i} - 9\mathbf{j}$ or $-12\mathbf{i} + 9\mathbf{j}$
29. 9 ft-lb 31. (a) $\|\mathbf{I}\| \approx 0.022$; the intensity of the sun's rays is approximately 0.022 W/cm^2 . $\|\mathbf{A}\| = 500$; the area of the solar panel is 500 cm^2 .
(b) $W = 10$; ten watts of energy is collected. (c) Vectors \mathbf{I} and \mathbf{A} should be parallel with the solar panels facing the sun.
33. Force required to keep the Sienna from rolling down the hill: 7376 lb; force perpendicular to the hill: 5248.4 lb 35. Timmy must exert 85.5 lb.
37. 60° 39. Let $\mathbf{v} = a\mathbf{i} + b\mathbf{j}$. Then $\mathbf{0} \cdot \mathbf{v} = 0a + 0b = 0$.
41. $\mathbf{v} = \cos \alpha \mathbf{i} + \sin \alpha \mathbf{j}$, $0 \leq \alpha \leq \pi$; $\mathbf{w} = \cos \beta \mathbf{i} + \sin \beta \mathbf{j}$, $0 \leq \beta \leq \pi$. If θ is the angle between \mathbf{v} and \mathbf{w} , then $\mathbf{v} \cdot \mathbf{w} = \cos \theta$, since $\|\mathbf{v}\| = 1$ and $\|\mathbf{w}\| = 1$.
Now $\theta = \alpha - \beta$ or $\theta = \beta - \alpha$. Since the cosine function is even, $\mathbf{v} \cdot \mathbf{w} = \cos(\alpha - \beta)$. Also, $\mathbf{v} \cdot \mathbf{w} = \cos \alpha \cos \beta + \sin \alpha \sin \beta$.
So $\cos(\alpha - \beta) = \cos \alpha \cos \beta + \sin \alpha \sin \beta$.
43. $(\|\mathbf{w}\|\mathbf{v} + \|\mathbf{v}\|\mathbf{w}) \cdot (\|\mathbf{w}\|\mathbf{v} - \|\mathbf{v}\|\mathbf{w}) = \|\mathbf{w}\|^2 \mathbf{v} \cdot \mathbf{v} - \|\mathbf{w}\|\|\mathbf{v}\|\mathbf{v} \cdot \mathbf{w} + \|\mathbf{v}\|\|\mathbf{w}\|\mathbf{w} \cdot \mathbf{v} - \|\mathbf{v}\|^2 \mathbf{w} \cdot \mathbf{w} = \|\mathbf{w}\|^2 \mathbf{v} \cdot \mathbf{v} - \|\mathbf{v}\|^2 \mathbf{w} \cdot \mathbf{w} = \|\mathbf{w}\|^2 \|\mathbf{v}\|^2 - \|\mathbf{v}\|^2 \|\mathbf{w}\|^2 = 0$
45. $\frac{-40 + 4\sqrt{507}}{37} \approx 1.353$ 47. $-2\sqrt{3}, 2\sqrt{3}$
49. (a) If $\mathbf{u} = a_1\mathbf{i} + b_1\mathbf{j}$ and $\mathbf{v} = a_2\mathbf{i} + b_2\mathbf{j}$, then, since $\|\mathbf{u}\| = \|\mathbf{v}\|$, $a_1^2 + b_1^2 = \|\mathbf{u}\|^2 = \|\mathbf{v}\|^2 = a_2^2 + b_2^2$.
 $(\mathbf{u} + \mathbf{v}) \cdot (\mathbf{u} - \mathbf{v}) = (a_1 + a_2)(a_1 - a_2) + (b_1 + b_2)(b_1 - b_2) = (a_1^2 + b_1^2) - (a_2^2 + b_2^2) = 0$.
(b) The legs of the angle can be made to correspond to vectors $\mathbf{u} + \mathbf{v}$ and $\mathbf{u} - \mathbf{v}$.
52. 12 53. $\frac{9}{2}$ 54. $(1 - \sin^2\theta)(1 + \tan^2\theta) = (\cos^2\theta)(\sec^2\theta) = \cos^2\theta \cdot \frac{1}{\cos^2\theta} = 1$
55. $V(x) = x(19 - 2x)(13 - 2x)$, or $V(x) = 4x^3 - 64x^2 + 247x$ 56. $\left\{ \frac{\ln 3 + \ln 16 + \ln 7}{\ln 7 - \ln 2} \right\}$ 57. $f(x) = \sqrt[3]{x+4} + 9$
58. Vertical asymptotes: $x = -3, x = 5$; Horizontal asymptote: $y = 2$ 59. $-\frac{\sqrt{3}}{2}$ 60. Vertex: $(9, -44)$; concave up
61. $(f \circ g)(x) = \frac{1}{[(3 \tan^2 x + 9)^{3/2}]} = \frac{1}{(9 \tan^2 x + 9)^{3/2}} = \frac{1}{[9(\tan^2 x + 1)]^{3/2}} = \frac{1}{(9 \sec^2 x)^{3/2}} = \frac{1}{27|\sec^3 x|}$

9.6 Assess Your Understanding (page 639)

2. components 3. 1 4. F 5. T 6. a 7. All points of the form $(x, 0, z)$ 9. All points of the form $(x, y, 2)$ 11. All points of the form $(-4, y, z)$
13. All points of the form $(1, 2, z)$ 15. $\sqrt{21}$ 17. $\sqrt{33}$ 19. $\sqrt{26}$ 21. $(2, 0, 0)$; $(2, 1, 0)$; $(0, 1, 0)$; $(2, 0, 3)$; $(0, 1, 3)$; $(0, 0, 3)$
23. $(1, 4, 3)$; $(3, 2, 3)$; $(3, 4, 3)$; $(3, 2, 5)$; $(1, 4, 5)$; $(1, 2, 5)$ 25. $(-1, 2, 2)$; $(4, 0, 2)$; $(4, 2, 2)$; $(-1, 2, 5)$; $(4, 0, 5)$; $(-1, 0, 5)$ 27. $\mathbf{v} = 3\mathbf{i} + 4\mathbf{j} - \mathbf{k}$
29. $\mathbf{v} = 2\mathbf{i} + 4\mathbf{j} + \mathbf{k}$ 31. $\mathbf{v} = 8\mathbf{i} - \mathbf{j}$ 33. 7 35. $\sqrt{3}$ 37. $\sqrt{22}$ 39. $-\mathbf{j} - 2\mathbf{k}$ 41. $\sqrt{105}$ 43. $\sqrt{38} - \sqrt{17}$ 45. \mathbf{i} 47. $\frac{3}{7}\mathbf{i} - \frac{6}{7}\mathbf{j} - \frac{2}{7}\mathbf{k}$
49. $\frac{\sqrt{3}}{3}\mathbf{i} + \frac{\sqrt{3}}{3}\mathbf{j} + \frac{\sqrt{3}}{3}\mathbf{k}$ 51. $\mathbf{v} \cdot \mathbf{w} = 0$; $\theta = 90^\circ$ 53. $\mathbf{v} \cdot \mathbf{w} = -2$, $\theta \approx 100.3^\circ$ 55. $\mathbf{v} \cdot \mathbf{w} = 0$; $\theta = 90^\circ$ 57. $\mathbf{v} \cdot \mathbf{w} = 52$; $\theta = 0^\circ$
59. $\alpha \approx 64.6^\circ$; $\beta \approx 149.0^\circ$; $\gamma \approx 106.6^\circ$; $\mathbf{v} = 7(\cos 64.6^\circ \mathbf{i} + \cos 149.0^\circ \mathbf{j} + \cos 106.6^\circ \mathbf{k})$
61. $\alpha = \beta = \gamma \approx 54.7^\circ$; $\mathbf{v} = \sqrt{3}(\cos 54.7^\circ \mathbf{i} + \cos 54.7^\circ \mathbf{j} + \cos 54.7^\circ \mathbf{k})$ 63. $\alpha = \beta = 45^\circ$; $\gamma = 90^\circ$; $\mathbf{v} = \sqrt{2}(\cos 45^\circ \mathbf{i} + \cos 45^\circ \mathbf{j} + \cos 90^\circ \mathbf{k})$
65. $\alpha \approx 60.9^\circ$; $\beta \approx 144.2^\circ$; $\gamma \approx 71.1^\circ$; $\mathbf{v} = \sqrt{38}(\cos 60.9^\circ \mathbf{i} + \cos 144.2^\circ \mathbf{j} + \cos 71.1^\circ \mathbf{k})$ 67. (a) $\mathbf{d} = \mathbf{a} + \mathbf{b} + \mathbf{c} = \langle 7, 1, 5 \rangle$ (b) 8.66 ft
69. $(x - 3)^2 + (y - 1)^2 + (z - 1)^2 = 1$ 71. Radius = 2, center $(-1, 1, 0)$ 73. Radius = 3, center $(2, -2, -1)$
75. Radius = $\frac{3\sqrt{2}}{2}$, center $(2, 0, -1)$ 77. 2 newton-meters = 2 joules 79. 9 newton-meters = 9 joules 80. $\left\{ x \mid 2 < x \leq \frac{13}{5} \right\}$ or $\left(2, \frac{13}{5} \right]$
81. $2x^2 + 2x - 5$ 82. $\frac{1}{2}$ 83. $c = 3\sqrt{5} \approx 6.71$; $A \approx 26.6^\circ$; $B \approx 63.4^\circ$ 84. $5\sqrt{5}$ 85. $P(x) = x^4 - 2x^3 + 11x^2 - 2x + 10$
86. $f^{-1}(x) = \frac{8x + 5}{x}$ 87. $\frac{24}{\pi}$ 88. $9\pi - 18$ square units

9.7 Assess Your Understanding (page 645)

1. T 2. T 3. T 4. F 5. F 6. T 7. 2 9. 4 11. $-11A + 2B + 5C$ 13. $-6A + 23B - 15C$
15. (a) $5\mathbf{i} + 5\mathbf{j} + 5\mathbf{k}$ (b) $-5\mathbf{i} - 5\mathbf{j} - 5\mathbf{k}$ (c) $\mathbf{0}$ (d) $\mathbf{0}$ 17. (a) $\mathbf{i} - \mathbf{j} - \mathbf{k}$ (b) $-\mathbf{i} + \mathbf{j} + \mathbf{k}$ (c) $\mathbf{0}$ (d) $\mathbf{0}$
19. (a) $-\mathbf{i} + 2\mathbf{j} + 2\mathbf{k}$ (b) $\mathbf{i} - 2\mathbf{j} - 2\mathbf{k}$ (c) $\mathbf{0}$ (d) $\mathbf{0}$ 21. (a) $3\mathbf{i} - \mathbf{j} + 4\mathbf{k}$ (b) $-3\mathbf{i} + \mathbf{j} - 4\mathbf{k}$ (c) $\mathbf{0}$ (d) $\mathbf{0}$ 23. $-9\mathbf{i} - 7\mathbf{j} - 3\mathbf{k}$
25. $9\mathbf{i} + 7\mathbf{j} + 3\mathbf{k}$ 27. $\mathbf{0}$ 29. $-27\mathbf{i} - 21\mathbf{j} - 9\mathbf{k}$ 31. $-18\mathbf{i} - 14\mathbf{j} - 6\mathbf{k}$ 33. $\mathbf{0}$ 35. -25 37. 25 39. $\mathbf{0}$
41. Any vector of the form $c(-9\mathbf{i} - 7\mathbf{j} - 3\mathbf{k})$, where c is a nonzero scalar 43. Any vector of the form $c(-\mathbf{i} + \mathbf{j} + 5\mathbf{k})$, where c is a nonzero scalar
45. $\sqrt{166}$ 47. $\sqrt{555}$ 49. $\sqrt{34}$ 51. $\sqrt{998}$ 53. $\frac{11\sqrt{19}}{57}\mathbf{i} + \frac{\sqrt{19}}{57}\mathbf{j} + \frac{7\sqrt{19}}{57}\mathbf{k}$ or $-\frac{11\sqrt{19}}{57}\mathbf{i} - \frac{\sqrt{19}}{57}\mathbf{j} - \frac{7\sqrt{19}}{57}\mathbf{k}$ 55. 98 cubic units
57. $\mathbf{u} \times \mathbf{v} = \begin{vmatrix} \mathbf{i} & \mathbf{j} & \mathbf{k} \\ a_1 & b_1 & c_1 \\ a_2 & b_2 & c_2 \end{vmatrix} = (b_1c_2 - b_2c_1)\mathbf{i} - (a_1c_2 - a_2c_1)\mathbf{j} + (a_1b_2 - a_2b_1)\mathbf{k}$
- $\|\mathbf{u} \times \mathbf{v}\|^2 = \sqrt{(b_1c_2 - b_2c_1)^2 + (a_1c_2 - a_2c_1)^2 + (a_1b_2 - a_2b_1)^2}$
 $= b_1^2c_2^2 - 2b_1b_2c_1c_2 + b_2^2c_1^2 + a_1^2c_2^2 - 2a_1a_2c_1c_2 + a_2^2c_1^2 + a_1^2b_2^2 - 2a_1a_2b_1b_2 + a_2^2b_1^2$
 $\|\mathbf{u}\|^2 = a_1^2 + b_1^2 + c_1^2$, $\|\mathbf{v}\|^2 = a_2^2 + b_2^2 + c_2^2$

$$\begin{aligned} \|\mathbf{u}\|^2\|\mathbf{v}\|^2 &= (a_1^2 + b_1^2 + c_1^2)(a_2^2 + b_2^2 + c_2^2) = a_1^2a_2^2 + a_1^2b_2^2 + a_1^2c_2^2 + b_1^2a_2^2 + b_1^2b_2^2 + b_1^2c_2^2 + a_2^2c_1^2 + b_2^2c_1^2 + c_1^2c_2^2 \\ (\mathbf{u} \cdot \mathbf{v})^2 &= (a_1a_2 + b_1b_2 + c_1c_2)^2 = (a_1a_2 + b_1b_2 + c_1c_2)(a_1a_2 + b_1b_2 + c_1c_2) \\ &= a_1^2a_2^2 + a_1a_2b_1b_2 + a_1a_2c_1c_2 + b_1b_2c_1c_2 + b_1b_2a_1a_2 + b_1^2b_2^2 + b_1b_2c_1c_2 + a_1a_2c_1c_2 + c_1^2c_2^2 \\ &= a_1^2a_2^2 + b_1^2b_2^2 + c_1^2c_2^2 + 2a_1a_2b_1b_2 + 2b_1b_2c_1c_2 + 2a_1a_2c_1c_2 \end{aligned}$$

$$\|\mathbf{u}\|^2\|\mathbf{v}\|^2 - (\mathbf{u} \cdot \mathbf{v})^2 = a_1^2b_2^2 + a_1^2c_2^2 + b_1^2a_2^2 + a_2^2c_1^2 + b_2^2c_1^2 + b_1^2c_2^2 - 2a_1a_2b_1b_2 - 2b_1b_2c_1c_2 - 2a_1a_2c_1c_2, \text{ which equals } \|\mathbf{u} \times \mathbf{v}\|^2.$$

59. By Problem 58, since \mathbf{u} and \mathbf{v} are orthogonal, $\|\mathbf{u} \times \mathbf{v}\| = \|\mathbf{u}\|\|\mathbf{v}\|$. If, in addition, \mathbf{u} and \mathbf{v} are unit vectors, $\|\mathbf{u} \times \mathbf{v}\| = 1 \cdot 1 = 1$.

61. Assume that $\mathbf{u} = a\mathbf{i} + b\mathbf{j} + c\mathbf{k}$, $\mathbf{v} = d\mathbf{i} + e\mathbf{j} + f\mathbf{k}$, and $\mathbf{w} = l\mathbf{i} + m\mathbf{j} + n\mathbf{k}$. Then $\mathbf{u} \times \mathbf{v} = (bf - ec)\mathbf{i} - (af - dc)\mathbf{j} + (ae - db)\mathbf{k}$, $\mathbf{u} \times \mathbf{w} = (bn - mc)\mathbf{i} - (an - lc)\mathbf{j} + (am - lb)\mathbf{k}$, and $\mathbf{v} \times \mathbf{w} = (d + l)\mathbf{i} + (e + m)\mathbf{j} + (f + n)\mathbf{k}$.

Therefore, $(\mathbf{u} \times \mathbf{v}) + (\mathbf{u} \times \mathbf{w}) = (bf - ec + bn - mc)\mathbf{i} - (af - dc + an - lc)\mathbf{j} + (ae - db + am - lb)\mathbf{k}$ and

$$\mathbf{u} \times (\mathbf{v} + \mathbf{w}) = [b(f + n) - (e + m)c]\mathbf{i} - [a(f + n) - (d + l)c]\mathbf{j} + [a(e + m) - (d + l)b]\mathbf{k}$$

$= (bf - ec + bn - mc)\mathbf{i} - (af - dc + an - lc)\mathbf{j} + (ae - db + am - lb)\mathbf{k}$, which equals $(\mathbf{u} \times \mathbf{v}) + (\mathbf{u} \times \mathbf{w})$.

63. Let $\mathbf{v} = v_1\mathbf{i} + v_2\mathbf{j} + v_3\mathbf{k}$ and $\mathbf{w} = w_1\mathbf{i} + w_2\mathbf{j} + w_3\mathbf{k}$.

$$\text{Then } 2\mathbf{v} \times 3\mathbf{w} = 6(\mathbf{v} \times \mathbf{w}) = 6[(v_2w_3 - v_3w_2)\mathbf{i} - (v_1w_3 - v_3w_1)\mathbf{j} + (v_1w_2 - v_2w_1)\mathbf{k}].$$

$$\begin{aligned} \mathbf{v} \cdot (2\mathbf{v} \times 3\mathbf{w}) &= 6[(v_2w_3 - v_3w_2)\mathbf{v} \cdot \mathbf{i} - (v_1w_3 - v_3w_1)\mathbf{v} \cdot \mathbf{j} + (v_1w_2 - v_2w_1)\mathbf{v} \cdot \mathbf{k}] \\ &= 6[(v_2w_3 - v_3w_2)v_1 - (v_1w_3 - v_3w_1)v_2 + (v_1w_2 - v_2w_1)v_3] = 0 \end{aligned}$$

Since $\mathbf{v} \cdot (2\mathbf{v} \times 3\mathbf{w}) = 0$, \mathbf{v} is orthogonal to $2\mathbf{v} \times 3\mathbf{w}$.

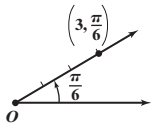
Similarly, $\mathbf{w} \cdot (2\mathbf{v} \times 3\mathbf{w}) = 0$, so \mathbf{w} is also orthogonal to $2\mathbf{v} \times 3\mathbf{w}$.

66. $\frac{\pi}{4}$ 67. (17, 4.22), (-17, 1.08) 68. $f^{-1}(x) = \log_7(x - 5) + 1$ 69. $\frac{1}{2}\log_4 x - 3\log_4 z$ 70. 2 71. $\{x \mid x \neq -4, x \neq 4\}$ 72. $\frac{\sqrt{11}}{4}$

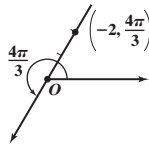
73. $18\sqrt{3}$ square units 74. $\frac{x - 16}{x(\sqrt{x} + 4)}$ 75. $-\frac{\pi}{3}$

Review Exercises (page 648)

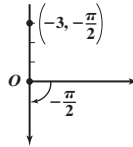
1. $(\frac{3\sqrt{3}}{2}, \frac{3}{2})$



2. $(1, \sqrt{3})$



3. (0, 3)



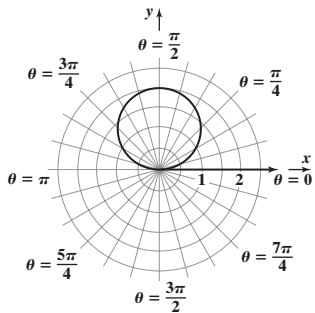
4. $(3\sqrt{2}, \frac{3\pi}{4}), (-3\sqrt{2}, -\frac{\pi}{4})$

5. $(2, -\frac{\pi}{2}), (-2, \frac{\pi}{2})$

6. (5, 0.93), (-5, 4.07)

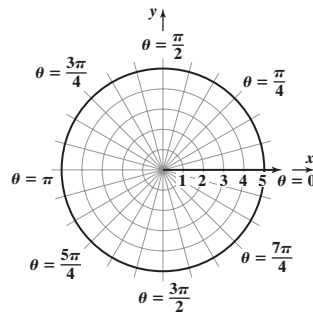
7. (a) $x^2 + (y - 1)^2 = 1$

(b) circle, radius 1, center (0, 1) in rectangular coordinates



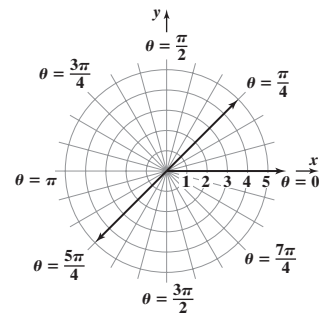
8. (a) $x^2 + y^2 = 25$

(b) circle, radius 5, center at pole



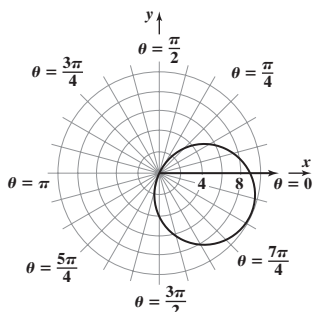
9. (a) $x - y = 0$

(b) line through pole, making an angle of $\frac{\pi}{4}$ with polar axis

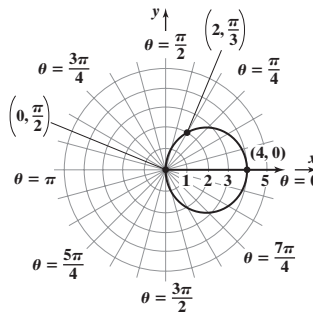


10. (a) $(x - 4)^2 + (y + 2)^2 = 25$

(b) circle, radius 5, center (4, -2) in rectangular coordinates

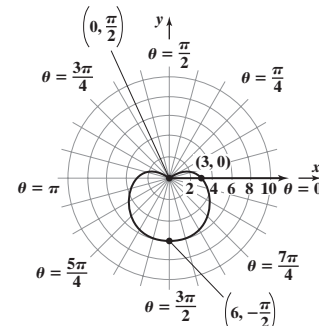


11. Circle; radius 2, center (2, 0) in rectangular coordinates; symmetric with respect to the polar axis

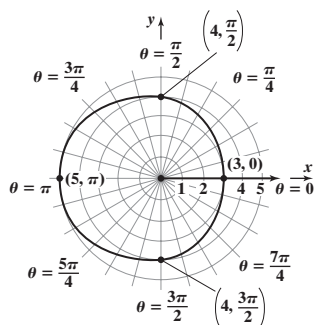


12. Cardioid; symmetric with respect to the line

$$\theta = \frac{\pi}{2}$$

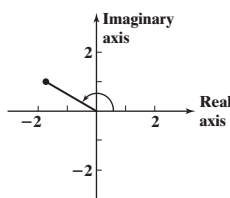


13. Limaçon without inner loop; symmetric with respect to the polar axis



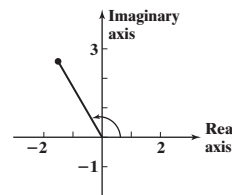
14. $\sqrt{2} \left(\cos \frac{5\pi}{4} + i \sin \frac{5\pi}{4} \right); \sqrt{2}e^{i \cdot 5\pi/4}$

16. $-\sqrt{3} + i$

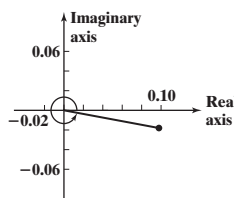


15. $5(\cos 5.640 + i \sin 5.640); 5e^{i \cdot 5.640}$

17. $-\frac{3}{2} + \frac{3\sqrt{3}}{2}i$



18. $0.10 - 0.02i$

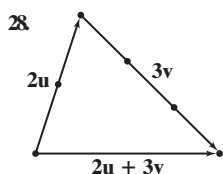


19. $zw = \cos \frac{13\pi}{18} + i \sin \frac{13\pi}{18}$ or $e^{i \cdot 13\pi/18}$; $\frac{z}{w} = \cos \frac{\pi}{6} + i \sin \frac{\pi}{6}$ or $e^{i \cdot \pi/6}$

20. $zw = 6$ or $6e^{i \cdot 0}$; $\frac{z}{w} = \frac{3}{2} \left(\cos \frac{8\pi}{5} + i \sin \frac{8\pi}{5} \right)$ or $\frac{3}{2}e^{i \cdot 8\pi/5}$

21. $zw = 5 \left(\cos \frac{\pi}{36} + i \sin \frac{\pi}{36} \right)$ or $5e^{i \cdot \pi/36}$; $\frac{z}{w} = 5 \left(\cos \frac{\pi}{12} + i \sin \frac{\pi}{12} \right)$ or $5e^{i \cdot \pi/12}$

22. $\frac{27}{2} + \frac{27\sqrt{3}}{2}i; 27e^{i \cdot \pi/3}$
 23. $4i = 4e^{i \cdot \pi/2}$ 24. $64; 64e^{i \cdot 0}$ 25. $-527 - 336i; 625e^{i \cdot 3.709}$ 26. $3, 3e^{i \cdot 2\pi/3}, 3e^{i \cdot 4\pi/3}$ or $3, -\frac{3}{2} + \frac{3\sqrt{3}}{2}i, -\frac{3}{2} - \frac{3\sqrt{3}}{2}i$



29. $\mathbf{v} = 2\mathbf{i} - 4\mathbf{j}; \|\mathbf{v}\| = 2\sqrt{5}$ 30. $\mathbf{v} = -\mathbf{i} + 3\mathbf{j}; \|\mathbf{v}\| = \sqrt{10}$ 31. $2\mathbf{i} - 2\mathbf{j}$ 32. $-20\mathbf{i} + 13\mathbf{j}$

33. $\sqrt{5}$ 34. $\sqrt{5} + 5 \approx 7.24$ 35. $-\frac{2\sqrt{5}}{5}\mathbf{i} + \frac{\sqrt{5}}{5}\mathbf{j}$ 36. $\mathbf{v} = \frac{3}{2}\mathbf{i} + \frac{3\sqrt{3}}{2}\mathbf{j}$ 37. 120° 38. $\sqrt{43} \approx 6.56$

39. $\mathbf{v} = 3\mathbf{i} - 5\mathbf{j} + 3\mathbf{k}$ 40. $21\mathbf{i} - 2\mathbf{j} - 5\mathbf{k}$ 41. $\sqrt{38}$ 42. 0 43. $3\mathbf{i} + 9\mathbf{j} + 9\mathbf{k}$ 44. 0

45. $\frac{\sqrt{19}}{19}\mathbf{i} + \frac{3\sqrt{19}}{19}\mathbf{j} + \frac{3\sqrt{19}}{19}\mathbf{k}$ or $-\frac{\sqrt{19}}{19}\mathbf{i} - \frac{3\sqrt{19}}{19}\mathbf{j} - \frac{3\sqrt{19}}{19}\mathbf{k}$ 46. $\mathbf{v} \cdot \mathbf{w} = -11; \theta \approx 169.7^\circ$

47. $\mathbf{v} \cdot \mathbf{w} = -4; \theta \approx 153.4^\circ$ 48. $\mathbf{v} \cdot \mathbf{w} = 1; \theta \approx 70.5^\circ$ 49. $\mathbf{v} \cdot \mathbf{w} = 0; \theta = 90^\circ$ 50. Parallel 51. Neither

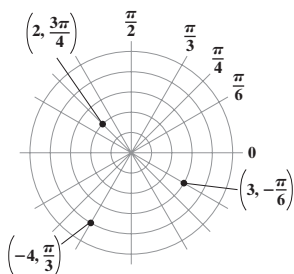
52. Orthogonal 53. $\mathbf{v}_1 = \frac{4}{5}\mathbf{i} - \frac{3}{5}\mathbf{j}; \mathbf{v}_2 = \frac{6}{5}\mathbf{i} + \frac{8}{5}\mathbf{j}$ 54. $\mathbf{v}_1 = \frac{9}{10}(3\mathbf{i} + \mathbf{j}); \mathbf{v}_2 = -\frac{7}{10}\mathbf{i} + \frac{21}{10}\mathbf{j}$ 55. $\alpha \approx 56.1^\circ; \beta \approx 138^\circ; \gamma \approx 68.2^\circ$

56. $2\sqrt{83}$ 57. $-2\mathbf{i} + 3\mathbf{j} - \mathbf{k}$ 58. 0 59. $\sqrt{29} \approx 5.39$ mph; 0.4 mi 60. Left cable: 1843.21 lb; right cable: 1630.41 lb 61. 50 ft-lb

62. A force of 697.2 lb is needed to keep the van from rolling down the hill. The magnitude of the force on the hill is 7969.6 lb.

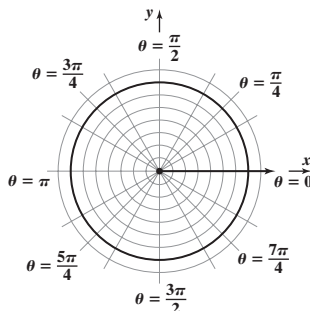
Chapter Test (page 650)

1-3.

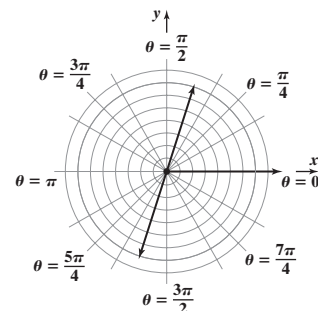


4. $\left(4, \frac{\pi}{3} \right)$

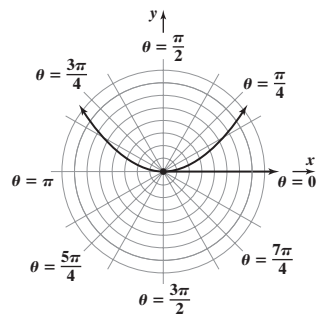
5. $x^2 + y^2 = 49$



6. $\frac{y}{x} = 3$ or $y = 3x$



7. $8y = x^2$



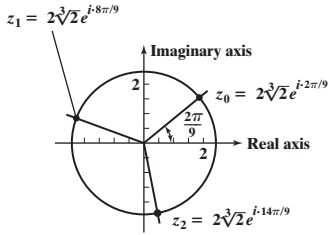
8. $r^2 \cos \theta = 5$ is symmetric about the pole, the polar axis, and the line $\theta = \frac{\pi}{2}$.

9. $r = 5 \sin \theta \cos^2 \theta$ is symmetric about the line $\theta = \frac{\pi}{2}$. The tests for symmetry about the pole and the polar axis fail, so the graph of $r = 5 \sin \theta \cos^2 \theta$ may or may not be symmetric about the pole or polar axis.

10. $z \cdot w = 6 \left(\cos \frac{107\pi}{180} + i \sin \frac{107\pi}{180} \right); 6e^{i \cdot 107\pi/180}$ 11. $\frac{w}{z} = \frac{3}{2} \left(\cos \frac{33\pi}{20} + i \sin \frac{33\pi}{20} \right); \frac{3}{2}e^{i \cdot 33\pi/20}$

12. $w^5 = 243 \left(\cos \frac{11\pi}{18} + i \sin \frac{11\pi}{18} \right); 243e^{i \cdot 11\pi/18}$

13. $z_0 = 2\sqrt[3]{2}e^{i \cdot 2\pi/9}$, $z_1 = 2\sqrt[3]{2}e^{i \cdot 8\pi/9}$, $z_2 = 2\sqrt[3]{2}e^{i \cdot 14\pi/9}$



14. $\mathbf{v} = \langle 5\sqrt{2}, -5\sqrt{2} \rangle$ 15. $\|\mathbf{v}\| = 10$ 16. $\mathbf{u} = \frac{\mathbf{v}}{\|\mathbf{v}\|} = \left\langle \frac{\sqrt{2}}{2}, -\frac{\sqrt{2}}{2} \right\rangle$

17. 315° off the positive x -axis 18. $\mathbf{v} = 5\sqrt{2}\mathbf{i} - 5\sqrt{2}\mathbf{j}$ 19. $\mathbf{v}_1 + 2\mathbf{v}_2 - \mathbf{v}_3 = 6\mathbf{i} - 10\mathbf{j}$

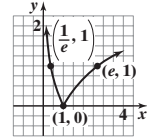
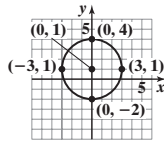
20. Vectors \mathbf{v}_1 and \mathbf{v}_4 are parallel. 21. Vectors \mathbf{v}_2 and \mathbf{v}_3 are orthogonal.

22. 172.87° 23. $-9\mathbf{i} - 5\mathbf{j} + 3\mathbf{k}$ 24. $\alpha \approx 57.7^\circ$, $\beta \approx 143.3^\circ$, $\gamma \approx 74.5^\circ$ 25. $\sqrt{115}$

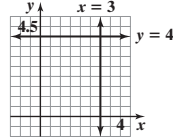
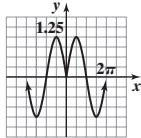
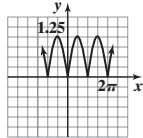
26. The cable must be able to endure a tension of approximately 670.82 lb.

Cumulative Review (page 651)

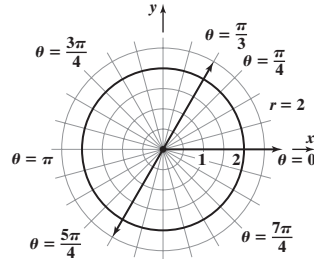
1. $\{-3, 3\}$ 2. $y = \frac{\sqrt{3}}{3}x$ 3. $x^2 + (y - 1)^2 = 9$ 4. $\left\{x \mid x < \frac{1}{2}\right\}$ or $\left(-\infty, \frac{1}{2}\right)$ 5. Symmetry with respect to the y -axis 6.



7. 8. 9. $-\frac{\pi}{6}$ 10.



11. 12. Amplitude: 4; period: 2

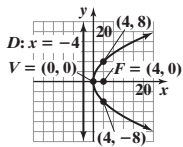


CHAPTER 10 Analytic Geometry

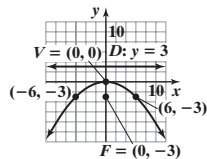
10.2 Assess Your Understanding (page 660)

7. parabola; axis of symmetry 8. latus rectum 9. c 10. $(3, 2)$ 11. d 12. F 13. B 15. E 17. H 19. C

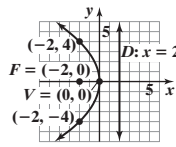
21. $y^2 = 16x$



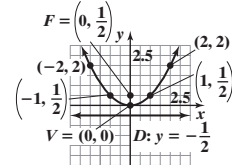
23. $x^2 = -12y$



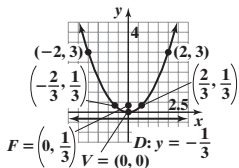
25. $y^2 = -8x$



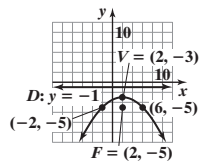
27. $x^2 = 2y$



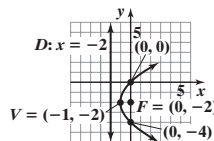
29. $x^2 = \frac{4}{3}y$



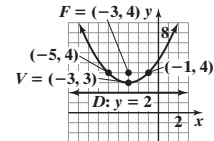
31. $(x - 2)^2 = -8(y + 3)$



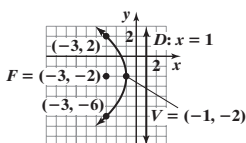
33. $(y + 2)^2 = 4(x + 1)$



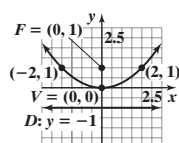
35. $(x + 3)^2 = 4(y - 3)$



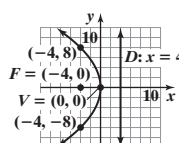
37. $(y + 2)^2 = -8(x + 1)$



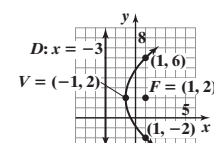
39. Vertex: $(0, 0)$; focus: $(0, 1)$; directrix: $y = -1$



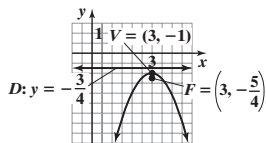
41. Vertex: $(0, 0)$; focus: $(-4, 0)$; directrix: $x = 4$



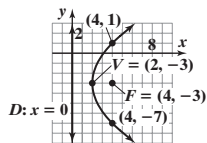
43. Vertex: $(-1, 2)$; focus: $(1, 2)$; directrix: $x = -3$



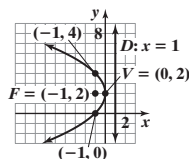
45. Vertex: $(3, -1)$; focus: $(3, -\frac{5}{4})$; directrix: $y = -\frac{3}{4}$



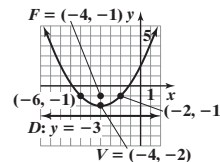
47. Vertex: $(2, -3)$; focus: $(4, -3)$; directrix: $x = 0$



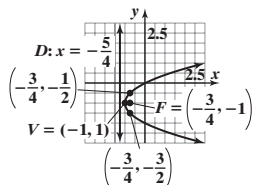
49. Vertex: $(0, 2)$; focus: $(-1, 2)$; directrix: $x = 1$



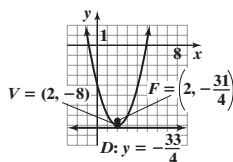
51. Vertex: $(-4, -2)$; focus: $(-4, -1)$; directrix: $y = -3$



53. Vertex: $(-1, -1)$; focus: $(-\frac{3}{4}, -1)$; directrix: $x = -\frac{5}{4}$



55. Vertex: $(2, -8)$; focus: $(2, -\frac{31}{4})$; directrix: $y = -\frac{33}{4}$



57. $(y - 1)^2 = x$ 59. $(y - 1)^2 = -(x - 2)$

61. $x^2 = 4(y - 1)$ 63. $y^2 = \frac{1}{2}(x + 2)$

65. 20 ft 67. 24.31 ft, 18.75 ft, 7.64 ft

69. 1.5625 ft from the base of the dish, along the axis of symmetry

71. 1 in. from the vertex, along the axis of symmetry

73. 0.78125 ft

75. 4.17 in. from the base, along the axis of symmetry

77. (a) $y = -\frac{2}{315}x^2 + 630$

- (b) 567 ft; 119.7 ft; 478 ft; 267.3 ft; 308 ft; 479.4 ft (c) No

79. $Cy^2 + Dx = 0, C \neq 0, D \neq 0$
 $Cy^2 = -Dx$
 $y^2 = -\frac{D}{C}x$

This is the equation of a parabola with vertex at $(0, 0)$ and axis of symmetry the x -axis. The focus is $(-\frac{D}{4C}, 0)$; the directrix is the line $x = \frac{D}{4C}$. The parabola opens to the right if $-\frac{D}{C} > 0$ and to the left if $-\frac{D}{C} < 0$.

81. $Cy^2 + Dx + Ey + F = 0, C \neq 0$

$$Cy^2 + Ey = -Dx - F$$

$$y^2 + \frac{E}{C}y = -\frac{D}{C}x - \frac{F}{C}$$

$$\left(y + \frac{E}{2C}\right)^2 = -\frac{D}{C}x - \frac{F}{C} + \frac{E^2}{4C^2}$$

$$\left(y + \frac{E}{2C}\right)^2 = -\frac{D}{C}x + \frac{E^2 - 4CF}{4C^2}$$

- (a) If $D \neq 0$, then the equation may be written as

$$\left(y + \frac{E}{2C}\right)^2 = -\frac{D}{C}\left(x - \frac{E^2 - 4CF}{4CD}\right).$$

This is the equation of a parabola with vertex at $\left(\frac{E^2 - 4CF}{4CD}, -\frac{E}{2C}\right)$ and axis of symmetry parallel to the x -axis.

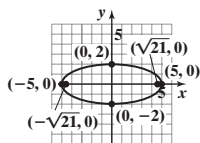
- (b)-(d) If $D = 0$, the graph of the equation contains no points if $E^2 - 4CF < 0$, is a single horizontal line if $E^2 - 4CF = 0$, and is two horizontal lines if $E^2 - 4CF > 0$.

83. $(0, 2), (0, -2), (-36, 0)$; symmetric with respect to the x -axis. 84. $\{5\}$ 85. $\sin \theta = \frac{5\sqrt{89}}{89}; \cos \theta = -\frac{8\sqrt{89}}{89}; \csc \theta = \frac{\sqrt{89}}{5}; \sec \theta = -\frac{\sqrt{89}}{8}$
 $\cot \theta = -\frac{8}{5}$ 86. $-\frac{2\sqrt{10}}{3}$ 87. $\frac{11\sqrt{13}}{6}$ 88. $(x + 12)^2 + (y - 7)^2 = 6$ 89. \$6600 90. $\frac{\ln 2}{4}$ 91. $\cos 17^\circ$ 92. $\{-1, 2, 3, 6\}$

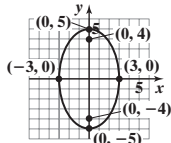
10.3 Assess Your Understanding (page 670)

7. ellipse 8. b 9. $(0, -5); (0, 5)$ 10. 5; 3; x 11. $(-2, -3); (6, -3)$ 12. a 13. C 15. B

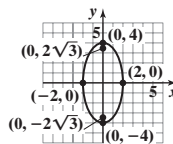
17. Vertices: $(-5, 0), (0, 5)$
 Foci: $(-\sqrt{21}, 0), (\sqrt{21}, 0)$



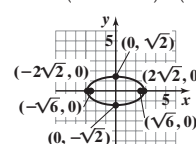
19. Vertices: $(0, -5), (0, 5)$
 Foci: $(0, -4), (0, 4)$



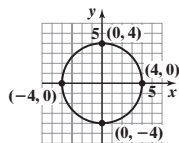
21. $\frac{x^2}{4} + \frac{y^2}{16} = 1$
 Vertices: $(0, -4), (0, 4)$
 Foci: $(0, -2\sqrt{3}), (0, 2\sqrt{3})$



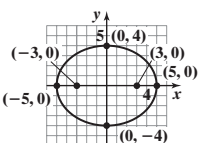
23. $\frac{x^2}{8} + \frac{y^2}{2} = 1$
 Vertices: $(-2\sqrt{2}, 0), (2\sqrt{2}, 0)$
 Foci: $(-\sqrt{6}, 0), (\sqrt{6}, 0)$



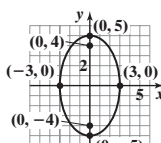
25. $\frac{x^2}{16} + \frac{y^2}{16} = 1$
 Vertices: $(-4, 0), (4, 0), (0, -4), (0, 4)$; Focus: $(0, 0)$



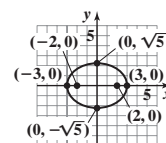
27. $\frac{x^2}{25} + \frac{y^2}{16} = 1$



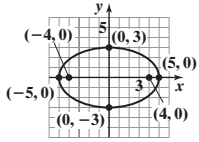
29. $\frac{x^2}{9} + \frac{y^2}{25} = 1$



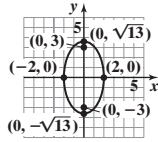
31. $\frac{x^2}{9} + \frac{y^2}{5} = 1$



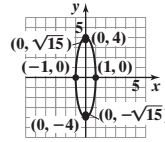
33. $\frac{x^2}{25} + \frac{y^2}{9} = 1$



35. $\frac{x^2}{4} + \frac{y^2}{13} = 1$



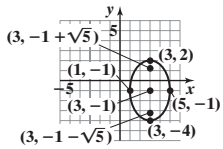
37. $x^2 + \frac{y^2}{16} = 1$



39. $\frac{(x+1)^2}{4} + (y-1)^2 = 1$

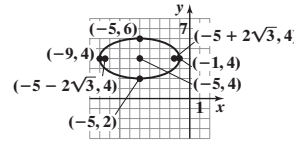
41. $(x-1)^2 + \frac{y^2}{4} = 1$

43. Center: (3, -1); vertices: (3, -4), (3, 2);
foci: (3, -1 - √5), (3, -1 + √5)



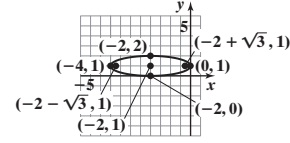
45. $\frac{(x+5)^2}{16} + \frac{(y-4)^2}{4} = 1$

Center: (-5, 4); vertices: (-9, 4), (-1, 4);
foci: (-5 - 2√3, 4), (-5 + 2√3, 4)



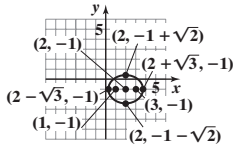
47. $\frac{(x+2)^2}{4} + (y-1)^2 = 1$

Center: (-2, 1); vertices: (-4, 1), (0, 1);
foci: (-2 - √3, 1), (-2 + √3, 1)



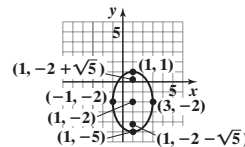
49. $\frac{(x-2)^2}{3} + \frac{(y+1)^2}{2} = 1$

Center: (2, -1); vertices: (2 - √3, -1), (2 + √3, -1);
foci: (1, -1), (3, -1)



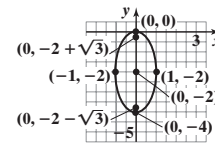
51. $\frac{(x-1)^2}{4} + \frac{(y+2)^2}{9} = 1$

Center: (1, -2); vertices: (1, -5), (1, 1);
foci: (1, -2 - √5), (1, -2 + √5)

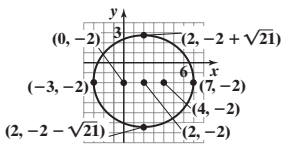


53. $x^2 + \frac{(y+2)^2}{4} = 1$

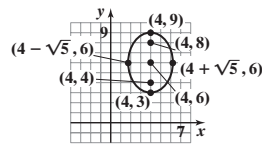
Center: (0, -2); vertices: (0, -4), (0, 0);
foci: (0, -2 - √3), (0, -2 + √3)



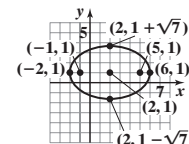
55. $\frac{(x-2)^2}{25} + \frac{(y+2)^2}{21} = 1$



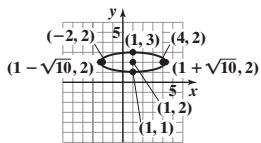
57. $\frac{(x-4)^2}{5} + \frac{(y-6)^2}{9} = 1$



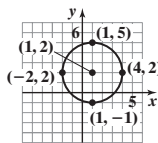
59. $\frac{(x-2)^2}{16} + \frac{(y-1)^2}{7} = 1$



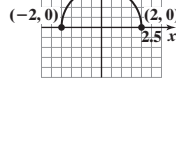
61. $\frac{(x-1)^2}{10} + (y-2)^2 = 1$



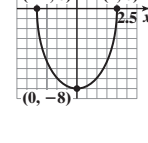
63. $\frac{(x-1)^2}{9} + \frac{(y-2)^2}{9} = 1$



65. $\frac{(x-0)^2}{4} + \frac{(y-4)^2}{16} = 1$



67. $\frac{(x+2)^2}{4} + \frac{(y-0)^2}{8} = 1$



69. $\frac{x^2}{100} + \frac{y^2}{36} = 1$ 71. 43.3 ft 73. 24.65 ft, 21.65 ft, 13.82 ft 75. 30 ft 77. The elliptical hole will have a major axis of length $2\sqrt{41}$ in. and a minor axis of length 8 in.

79. 91.5 million mi; $\frac{x^2}{(93)^2} + \frac{y^2}{8646.75} = 1$ 81. Perihelion: 460.6 million mi; mean distance: 483.8 million mi;

$\frac{x^2}{(483.8)^2} + \frac{y^2}{233,524.2} = 1$ 83. 35 million mi 85. $8\sqrt{14}$ cm ≈ 29.93 cm 87. $5\sqrt{5} - 4$

89. (a) $Ax^2 + Cy^2 + F = 0$
 $Ax^2 + Cy^2 = -F$

If A and C are of the same sign and F is of opposite sign, then the equation takes the form $\frac{x^2}{(-F/A)} + \frac{y^2}{(-F/C)} = 1$, where $-F/A$ and $-F/C$ are positive. This is the equation of an ellipse with center at (0, 0).

(b) If $A = C$, the equation may be written as $x^2 + y^2 = -F/A$. This is the equation of a circle with center at (0, 0) and radius equal to $\sqrt{-F/A}$.

92. Zeros: $5 - 2\sqrt{3}, 5 + 2\sqrt{3}$; x-intercepts: $5 - 2\sqrt{3}, 5 + 2\sqrt{3}$ 93. Domain: $\{x | x \neq 5\}$; Horizontal asymptote: $y = 2$; Vertical asymptote: $x = 5$

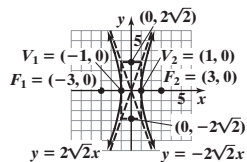
94. 617.1 ft-lb 95. $b \approx 10.94, c \approx 17.77, B = 38^\circ$ 96. $\{\frac{\pi}{30}, \frac{7\pi}{30}, \frac{13\pi}{30}\}$ 97. $\frac{10}{7}$ 98. $\{-0.5397\}$ 99. $4x - 7$ 100. $\{164\}$

101. $\{-3 - 2\sqrt{5}, -3 + 2\sqrt{5}\}$

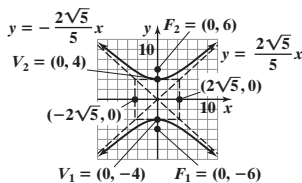
10.4 Assess Your Understanding (page 683)

7. hyperbola 8. transverse axis 9. b 10. (2, 4); (2, -2) 11. (2, 6); (2, -4) 12. c 13. 2; 3; x 14. $y = -\frac{4}{9}x$; $y = \frac{4}{9}x$ 15. B 17. A

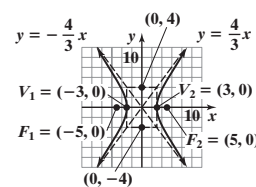
19. $x^2 - \frac{y^2}{8} = 1$



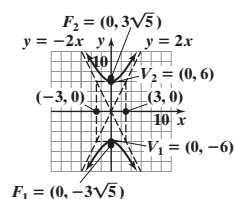
21. $\frac{y^2}{16} - \frac{x^2}{20} = 1$



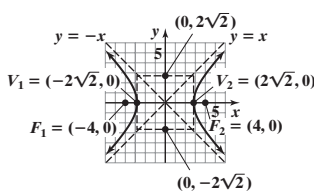
23. $\frac{x^2}{9} - \frac{y^2}{16} = 1$



25. $\frac{y^2}{36} - \frac{x^2}{9} = 1$

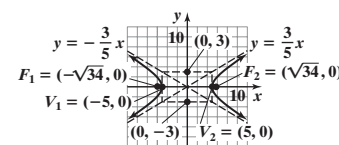


27. $\frac{x^2}{8} - \frac{y^2}{8} = 1$



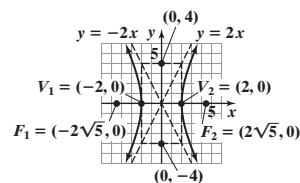
29. $\frac{x^2}{25} - \frac{y^2}{9} = 1$

Center: (0, 0)
 Transverse axis: x-axis
 Vertices: (-5, 0), (5, 0)
 Foci: $(-\sqrt{34}, 0)$, $(\sqrt{34}, 0)$
 Asymptotes: $y = \pm \frac{3}{5}x$



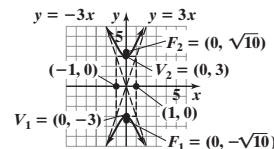
31. $\frac{x^2}{4} - \frac{y^2}{16} = 1$

Center: (0, 0)
 Transverse axis: x-axis
 Vertices: (-2, 0), (2, 0)
 Foci: $(-2\sqrt{5}, 0)$, $(2\sqrt{5}, 0)$
 Asymptotes: $y = \pm 2x$



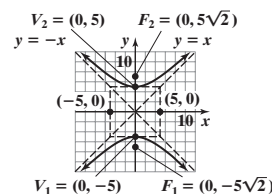
33. $\frac{y^2}{9} - x^2 = 1$

Center: (0, 0)
 Transverse axis: y-axis
 Vertices: (0, -3), (0, 3)
 Foci: $(0, -\sqrt{10})$, $(0, \sqrt{10})$
 Asymptotes: $y = \pm 3x$



35. $\frac{y^2}{25} - \frac{x^2}{25} = 1$

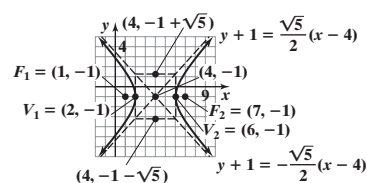
Center: (0, 0)
 Transverse axis: y-axis
 Vertices: (0, -5), (0, 5)
 Foci: $(0, -5\sqrt{2})$, $(0, 5\sqrt{2})$
 Asymptotes: $y = \pm x$



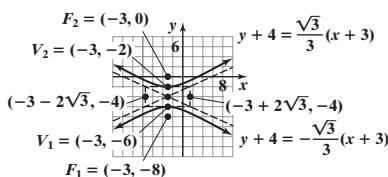
37. $x^2 - y^2 = 1$

39. $\frac{y^2}{36} - \frac{x^2}{9} = 1$

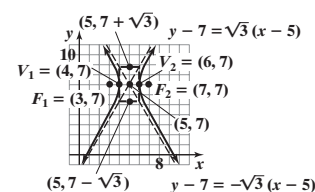
41. $\frac{(x-4)^2}{4} - \frac{(y+1)^2}{5} = 1$



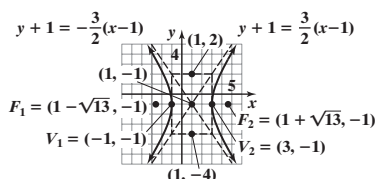
43. $\frac{(y+4)^2}{4} - \frac{(x+3)^2}{12} = 1$



45. $(x-5)^2 - \frac{(y-7)^2}{3} = 1$

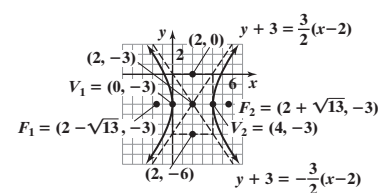


47. $\frac{(x-1)^2}{4} - \frac{(y+1)^2}{9} = 1$



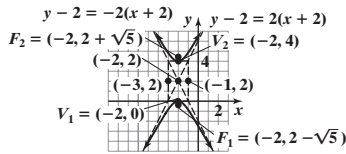
49. $\frac{(x-2)^2}{4} - \frac{(y+3)^2}{9} = 1$

Center: (2, -3)
 Transverse axis: parallel to x-axis
 Vertices: (0, -3), (4, -3)
 Foci: $(2 - \sqrt{13}, -3)$, $(2 + \sqrt{13}, -3)$
 Asymptotes: $y + 3 = \pm \frac{3}{2}(x - 2)$



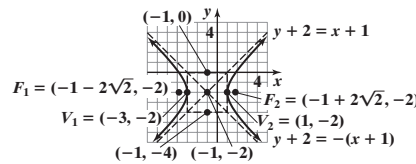
51. $\frac{(y-2)^2}{4} - (x+2)^2 = 1$

Center: $(-2, 2)$
 Transverse axis: parallel to y -axis
 Vertices: $(-2, 0), (-2, 4)$
 Foci: $(-2, 2 - \sqrt{5}), (-2, 2 + \sqrt{5})$
 Asymptotes: $y - 2 = \pm 2(x + 2)$



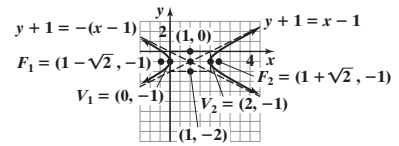
53. $\frac{(x+1)^2}{4} - \frac{(y+2)^2}{4} = 1$

Center: $(-1, -2)$
 Transverse axis: parallel to x -axis
 Vertices: $(-3, -2), (1, -2)$
 Foci: $(-1 - 2\sqrt{2}, -2), (-1 + 2\sqrt{2}, -2)$
 Asymptotes: $y + 2 = \pm(x + 1)$



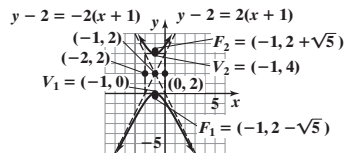
55. $(x-1)^2 - (y+1)^2 = 1$

Center: $(1, -1)$
 Transverse axis: parallel to x -axis
 Vertices: $(0, -1), (2, -1)$
 Foci: $(1 - \sqrt{2}, -1), (1 + \sqrt{2}, -1)$
 Asymptotes: $y + 1 = \pm(x - 1)$



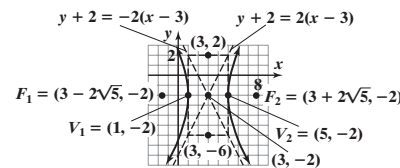
57. $\frac{(y-2)^2}{4} - (x+1)^2 = 1$

Center: $(-1, 2)$
 Transverse axis: parallel to y -axis
 Vertices: $(-1, 0), (-1, 4)$
 Foci: $(-1, 2 - \sqrt{5}), (-1, 2 + \sqrt{5})$
 Asymptotes: $y - 2 = \pm 2(x + 1)$



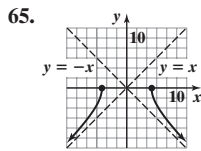
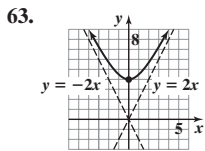
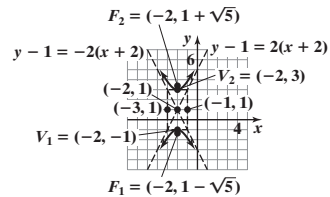
59. $\frac{(x-3)^2}{4} - \frac{(y+2)^2}{16} = 1$

Center: $(3, -2)$
 Transverse axis: parallel to x -axis
 Vertices: $(1, -2), (5, -2)$
 Foci: $(3 - 2\sqrt{5}, -2), (3 + 2\sqrt{5}, -2)$
 Asymptotes: $y + 2 = \pm 2(x - 3)$

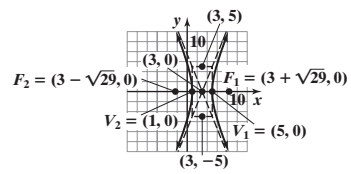


61. $\frac{(y-1)^2}{4} - (x+2)^2 = 1$

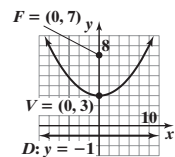
Center: $(-2, 1)$
 Transverse axis: parallel to y -axis
 Vertices: $(-2, -1), (-2, 3)$
 Foci: $(-2, 1 - \sqrt{5}), (-2, 1 + \sqrt{5})$
 Asymptotes: $y - 1 = \pm 2(x + 2)$



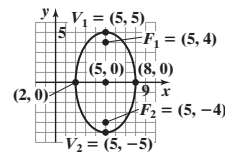
67. Center: $(3, 0)$
 Transverse axis: parallel to x -axis
 Vertices: $(1, 0), (5, 0)$
 Foci: $(3 - \sqrt{29}, 0), (3 + \sqrt{29}, 0)$
 Asymptotes: $y = \pm \frac{5}{2}(x - 3)$



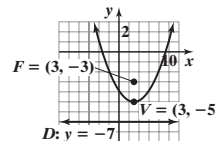
69. Vertex: $(0, 3)$; focus: $(0, 7)$;
 directrix: $y = -1$



71. $\frac{(x-5)^2}{9} + \frac{y^2}{25} = 1$
 Center: $(5, 0)$; vertices: $(5, 5), (5, -5)$;
 foci: $(5, -4), (5, 4)$



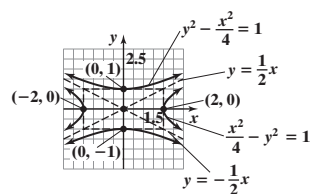
73. $(x-3)^2 = 8(y+5)$
 Vertex: $(3, -5)$; focus: $(3, -3)$;
 directrix: $y = -7$



75. The fireworks display is 50,138 ft north of the person at point A. 77. The tower is 592.4 ft tall. 79. (a) $y = \pm x$ (b) $\frac{x^2}{100} - \frac{y^2}{100} = 1, x \geq 0$

81. $\frac{y^2}{81} - \frac{x^2}{88} = 1$ 83. If the eccentricity is close to 1, the "opening" of the hyperbola is very small. As e increases, the opening gets bigger.

85. $\frac{x^2}{4} - y^2 = 1$; asymptotes $y = \pm \frac{1}{2}x$
 $y^2 - \frac{x^2}{4} = 1$; asymptotes $y = \pm \frac{1}{2}x$



$$87. Ax^2 + Cy^2 + F = 0$$

$$Ax^2 + Cy^2 = -F$$

If A and C are of opposite sign and $F \neq 0$, this equation may be written as $\frac{x^2}{\left(-\frac{F}{A}\right)} + \frac{y^2}{\left(-\frac{F}{C}\right)} = 1$,

where $-\frac{F}{A}$ and $-\frac{F}{C}$ are opposite in sign. This is the equation of a hyperbola with center at $(0, 0)$. The transverse axis is the x -axis if $-\frac{F}{A} > 0$; the transverse axis is the y -axis if $-\frac{F}{A} < 0$.

$$89. \text{Amplitude} = \frac{1}{2}; \text{Period} = \frac{2\pi}{3}; \text{Phase shift} = -\frac{\pi}{3};$$

$$\text{Vertical shift} = 5$$

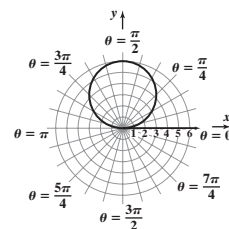
$$90. c \approx 13.16, A \approx 31.6^\circ, B = 48.4^\circ \quad 91. (6, -6\sqrt{3})$$

$$93. f^{-1}(x) = \ln\left(\frac{x-4}{3}\right) + 1 \quad 94. \frac{9\pi}{4} - \frac{9}{2} \approx 2.57 \text{ sq units}$$

$$95. \{-4\} \quad 96. \left(\frac{1}{2}, -\frac{3}{2}\right) \quad 97. \frac{\sqrt{16-x^2}}{4}$$

$$92. x^2 + (y-3)^2 = 9; \text{circle, radius } 3,$$

center at $(0, 3)$ in rectangular coordinates



10.5 Assess Your Understanding (page 692)

$$5. \cot(2\theta) = \frac{A-C}{B} \quad 6. d \quad 7. B^2 - 4AC < 0 \quad 8. c \quad 9. T \quad 10. F \quad 11. \text{Parabola} \quad 13. \text{Ellipse} \quad 15. \text{Hyperbola}$$

$$17. \text{Hyperbola} \quad 19. \text{Circle} \quad 21. x = \frac{\sqrt{2}}{2}(x' - y'), y = \frac{\sqrt{2}}{2}(x' + y') \quad 23. x = \frac{\sqrt{2}}{2}(x' - y'), y = \frac{\sqrt{2}}{2}(x' + y')$$

$$25. x = \frac{1}{2}(x' - \sqrt{3}y'), y = \frac{1}{2}(\sqrt{3}x' + y') \quad 27. x = \frac{\sqrt{5}}{5}(x' - 2y'), y = \frac{\sqrt{5}}{5}(2x' + y') \quad 29. x = \frac{\sqrt{13}}{13}(3x' - 2y'), y = \frac{\sqrt{13}}{13}(2x' + 3y')$$

$$31. \theta = 45^\circ \text{ (see Problem 21)}$$

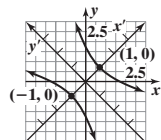
$$x'^2 - \frac{y'^2}{3} = 1$$

Hyperbola

Center at origin

Transverse axis is the x' -axis.

Vertices at $(\pm 1, 0)$



$$33. \theta = 45^\circ \text{ (see Problem 23)}$$

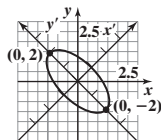
$$x'^2 + \frac{y'^2}{4} = 1$$

Ellipse

Center at $(0, 0)$

Major axis is the y' -axis.

Vertices at $(0, \pm 2)$



$$35. \theta = 60^\circ \text{ (see Problem 25)}$$

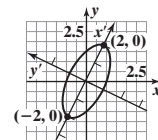
$$\frac{x'^2}{4} + y'^2 = 1$$

Ellipse

Center at $(0, 0)$

Major axis is the x' -axis.

Vertices at $(\pm 2, 0)$



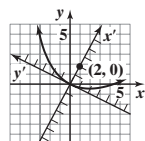
$$37. \theta \approx 63^\circ \text{ (see Problem 27)}$$

$$y'^2 = 8x'$$

Parabola

Vertex at $(0, 0)$

Focus at $(2, 0)$



$$39. \theta \approx 34^\circ \text{ (see Problem 29)}$$

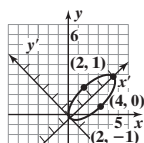
$$\frac{(x' - 2)^2}{4} + y'^2 = 1$$

Ellipse

Center at $(2, 0)$

Major axis is the x' -axis.

Vertices at $(4, 0)$ and $(0, 0)$



$$41. \cot(2\theta) = \frac{7}{24};$$

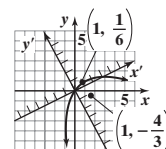
$$\theta = \sin^{-1}\left(\frac{3}{5}\right) \approx 37^\circ$$

$$(x' - 1)^2 = -6\left(y' - \frac{1}{6}\right)$$

Parabola

Vertex at $\left(1, \frac{1}{6}\right)$

Focus at $\left(1, -\frac{4}{3}\right)$



43. Hyperbola 45. Hyperbola 47. Parabola 49. Ellipse 51. Ellipse 53. 23.6°

55. Refer to equation (6): $A' = A \cos^2 \theta + B \sin \theta \cos \theta + C \sin^2 \theta$
 $B' = B(\cos^2 \theta - \sin^2 \theta) + 2(C - A)(\sin \theta \cos \theta)$
 $C' = A \sin^2 \theta - B \sin \theta \cos \theta + C \cos^2 \theta$
 $D' = D \cos \theta + E \sin \theta$
 $E' = -D \sin \theta + E \cos \theta$
 $F' = F$

57. Use Problem 55 to find $B'^2 - 4A'C' = B^2 - 4AC$.

59. The distance between P_1 and P_2 in the $x'y'$ -plane equals $\sqrt{(x_2' - x_1')^2 + (y_2' - y_1')^2}$.

Assuming that $x' = x \cos \theta - y \sin \theta$ and $y' = x \sin \theta + y \cos \theta$, then

$$(x_2' - x_1')^2 = (x_2 \cos \theta - y_2 \sin \theta - x_1 \cos \theta + y_1 \sin \theta)^2$$

$$= \cos^2 \theta (x_2 - x_1)^2 - 2 \sin \theta \cos \theta (x_2 - x_1)(y_2 - y_1) + \sin^2 \theta (y_2 - y_1)^2, \text{ and}$$

$$(y_2' - y_1')^2 = (x_2 \sin \theta + y_2 \cos \theta - x_1 \sin \theta - y_1 \cos \theta)^2 = \sin^2 \theta (x_2 - x_1)^2 + 2 \sin \theta \cos \theta (x_2 - x_1)(y_2 - y_1) + \cos^2 \theta (y_2 - y_1)^2.$$

Therefore, $(x_2' - x_1')^2 + (y_2' - y_1')^2 = \cos^2 \theta (x_2 - x_1)^2 + \sin^2 \theta (x_2 - x_1)^2 + \sin^2 \theta (y_2 - y_1)^2 + \cos^2 \theta (y_2 - y_1)^2$
 $= (x_2 - x_1)^2 (\cos^2 \theta + \sin^2 \theta) + (y_2 - y_1)^2 (\sin^2 \theta + \cos^2 \theta) = (x_2 - x_1)^2 + (y_2 - y_1)^2.$

63. $A \approx 39.4^\circ, B \approx 54.7^\circ, C \approx 85.9^\circ$ 64. 38.5 65. $r^2 \cos \theta \sin \theta = 1$ 66. $\sqrt{29}(\cos 291.8^\circ + i \sin 291.8^\circ)$

67. $-\frac{2(2x+3)^2(52x^2+96x+3)}{(4x^2-1)^9}$ 68. $y = -5$ 69. $\{5\}$ 70. 8.33 71. 8

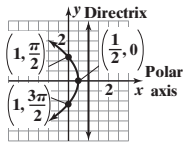
10.6 Assess Your Understanding (page 699)

3. conic; focus; directrix 4. parabola; hyperbola; ellipse 5. b 6. T 7. Parabola; directrix is perpendicular to the polar axis, 1 unit to the right of the pole.

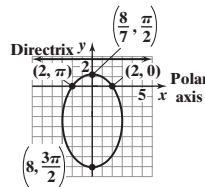
9. Hyperbola; directrix is parallel to the polar axis, $\frac{4}{3}$ units below the pole.

11. Ellipse; directrix is perpendicular to the polar axis, $\frac{3}{2}$ units to the left of the pole.

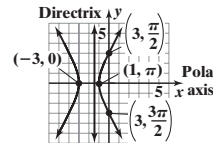
13. Parabola; directrix is perpendicular to the polar axis, 1 unit to the right of the pole; vertex is at $(\frac{1}{2}, 0)$.



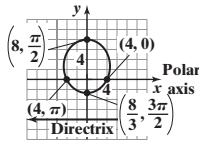
15. Ellipse; directrix is parallel to the polar axis, $\frac{8}{3}$ units above the pole; vertices are at $(\frac{8}{7}, \frac{\pi}{2})$ and $(8, \frac{3\pi}{2})$.



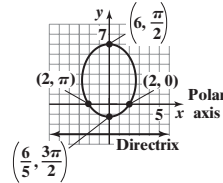
17. Hyperbola; directrix is perpendicular to the polar axis, $\frac{3}{2}$ units to the left of the pole; vertices are at $(-3, 0)$ and $(1, \pi)$.



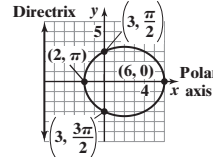
19. Ellipse; directrix is parallel to the polar axis, 8 units below the pole; vertices are at $(8, \frac{\pi}{2})$ and $(\frac{8}{3}, \frac{3\pi}{2})$.



21. Ellipse; directrix is parallel to the polar axis, 3 units below the pole; vertices are at $(6, \frac{\pi}{2})$ and $(\frac{6}{5}, \frac{3\pi}{2})$.



23. Ellipse; directrix is perpendicular to the polar axis, 6 units to the left of the pole; vertices are at $(6, 0)$ and $(2, \pi)$.



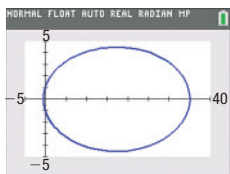
25. $y^2 + 2x - 1 = 0$ 27. $16x^2 + 7y^2 + 48y - 64 = 0$ 29. $3x^2 - y^2 + 12x + 9 = 0$ 31. $4x^2 + 3y^2 - 16y - 64 = 0$

33. $9x^2 + 5y^2 - 24y - 36 = 0$ 35. $3x^2 + 4y^2 - 12x - 36 = 0$ 37. $r = \frac{1}{1 + \sin \theta}$ 39. $r = \frac{12}{5 - 4 \cos \theta}$ 41. $r = \frac{12}{1 - 6 \sin \theta}$

43. Use $d(D, P) = p - r \cos \theta$ in the derivation of equation (6).

45. Use $d(D, P) = p + r \sin \theta$ in the derivation of equation (6).

47. Aphelion: 35 AU; perihelion: 0.587 AU



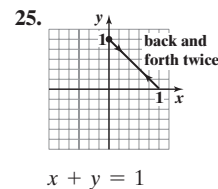
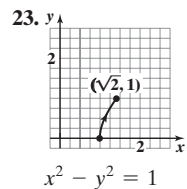
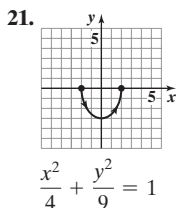
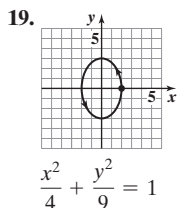
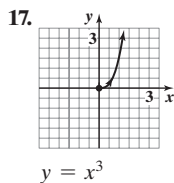
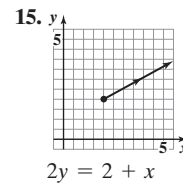
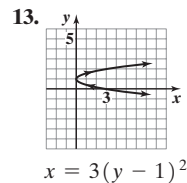
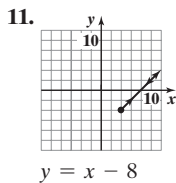
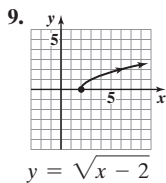
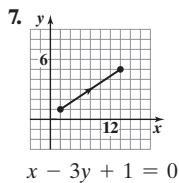
49. 0.0125 m 51. $v_0 = \sqrt{\frac{2GM_e}{r_0}}$ 52. 27.81 53. Amplitude = 4; Period = 10π

54. $\{\frac{\pi}{3}, \pi, \frac{5\pi}{3}\}$ 55. 26 56. $r = \frac{24}{\pi}$ ft 57. ≈ 19.83 years

58. Decreasing: $[-1, 0]$; Increasing: $[-2, -1]$ and $[0, \infty)$ 59. $k = \frac{12}{5}$ 60. $f(x) = -\frac{1}{3}(x+3)^2 + 8$ 61. 40 sq units

10.7 Assess Your Understanding (page 710)

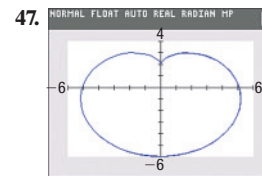
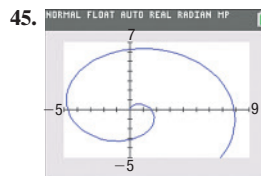
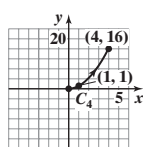
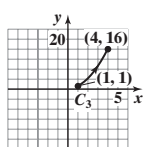
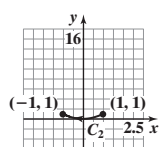
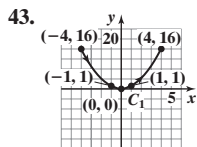
2. plane curve; parameter 3. b 4. a 5. F 6. T

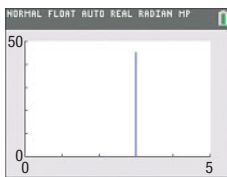


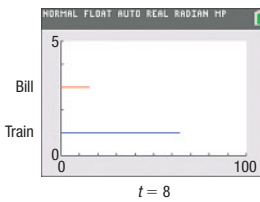
27. $x(t) = t$ or $x(t) = \frac{t+1}{4}$ $y(t) = 4t - 1$ $y(t) = t$ 29. $x(t) = t$ or $x(t) = t^3$ $y(t) = t^2 + 1$ $y(t) = t^6 + 1$ 31. $x(t) = t$ or $x(t) = \sqrt[3]{t}$ $y(t) = t^3$ $y(t) = t$ 33. $x(t) = t$ or $x(t) = t^3$ $y(t) = t^{2/3}, t \geq 0$ $y(t) = t^2, t \geq 0$

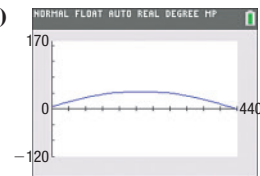
35. $x(t) = t + 2, y(t) = t, 0 \leq t \leq 5$ 37. $x(t) = 3 \cos t, y(t) = 2 \sin t, 0 \leq t \leq 2\pi$

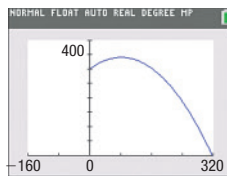
39. $x(t) = 2 \cos(\pi t), y(t) = -3 \sin(\pi t), 0 \leq t \leq 2$ 41. $x(t) = 2 \sin(2\pi t), y(t) = 3 \cos(2\pi t), 0 \leq t \leq 1$




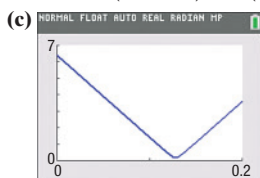
49. (a) $x(t) = 3$ (or any number except 0)
 $y(t) = -16t^2 + 50t + 6$
 (b) 3.24 s
 (c) 1.56 s; 45.06 ft
 (d) 

51. (a) Train: $x_1(t) = t^2, y_1(t) = 1$;
 Bill: $x_2(t) = 5(t - 5), y_2(t) = 3$
 (b) Bill won't catch the train.
 (c) 

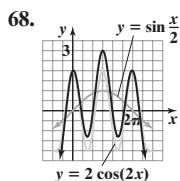
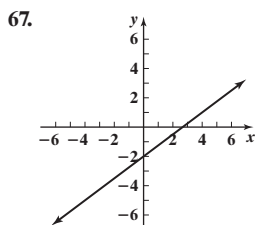
53. (a) $x(t) = (145 \cos 20^\circ)t$
 $y(t) = -16t^2 + (145 \sin 20^\circ)t + 5$
 (b) 3.20 s
 (c) 435.65 ft
 (d) 1.55 s; 43.43 ft
 (e) 

55. (a) $x(t) = (40 \cos 45^\circ)t$
 $y(t) = -4.9t^2 + (40 \sin 45^\circ)t + 300$
 (b) 11.23 s
 (c) 317.52 m
 (d) 2.89 s; 340.82 m
 (e) 

57. (a) Camry: $x(t) = 40t - 5, y(t) = 0$; Chevy Impala: $x(t) = 0, y(t) = 30t - 4$
 (b) $d = \sqrt{(40t - 5)^2 + (30t - 4)^2}$
 (d) 0.2 mi; 7.68 min



59. (a) $x(t) = \frac{\sqrt{2}}{2} v_0 t, y(t) = -16t^2 + \frac{\sqrt{2}}{2} v_0 t + 3$ (b) Maximum height is 139.1 ft. (c) The ball is 272.25 ft from home plate. (d) Yes, the ball will clear the wall by about 99.5 ft. 61. The orientation is from (x_1, y_1) to (x_2, y_2) . 63. $x(m) = \frac{R(1 - m^2)}{1 + m^2}, y(m) = \frac{2mR}{1 + m^2}, -\infty < m < \infty$



69. Approximately 2733 miles

70. (a) Simple harmonic (b) 2 m (c) $\frac{\pi}{2}$ s (d) $\frac{2}{\pi}$ oscillations/s

71. $y = 2x - \frac{11}{2}$ 72. $-\frac{1}{(x+3)^2}$ 73. $\frac{\sqrt{6} - \sqrt{2}}{4}$ 74. $\left\{ \frac{7}{3} \right\}$ 75. $c = \frac{2\sqrt{3}}{3}$

Review Exercises (page 715)

1. Parabola; vertex (0, 0), focus (-4, 0), directrix $x = 4$ 2. Hyperbola; center (0, 0), vertices (5, 0) and (-5, 0), foci ($\sqrt{26}$, 0) and ($-\sqrt{26}$, 0), asymptotes $y = \frac{1}{5}x$ and $y = -\frac{1}{5}x$ 3. Ellipse; center (0, 0), vertices (0, 5) and (0, -5), foci (0, 3) and (0, -3)

4. $x^2 = -4(y - 1)$: Parabola; vertex (0, 1), focus (0, 0), directrix $y = 2$ 5. $\frac{x^2}{2} - \frac{y^2}{8} = 1$: Hyperbola; center (0, 0), vertices ($\sqrt{2}$, 0) and ($-\sqrt{2}$, 0), foci ($\sqrt{10}$, 0) and ($-\sqrt{10}$, 0), asymptotes $y = 2x$ and $y = -2x$ 6. $(x - 2)^2 = 2(y + 2)$: Parabola; vertex (2, -2), focus ($2, -\frac{3}{2}$), directrix $y = -\frac{5}{2}$

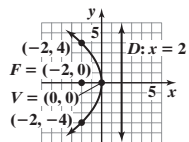
7. $\frac{(y - 2)^2}{4} - (x - 1)^2 = 1$: Hyperbola; center (1, 2), vertices (1, 4) and (1, 0), foci ($1, 2 + \sqrt{5}$) and ($1, 2 - \sqrt{5}$), asymptotes $y - 2 = \pm 2(x - 1)$

8. $\frac{(x - 2)^2}{9} + \frac{(y - 1)^2}{4} = 1$: Ellipse; center (2, 1), vertices (5, 1) and (-1, 1), foci ($2 + \sqrt{5}$, 1) and ($2 - \sqrt{5}$, 1)

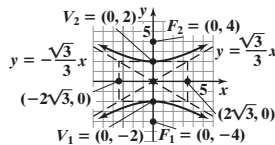
9. $(x - 2)^2 = -4(y + 1)$: Parabola; vertex (2, -1), focus (2, -2), directrix $y = 0$

10. $\frac{(x - 1)^2}{4} + \frac{(y + 1)^2}{9} = 1$: Ellipse; center (1, -1), vertices (1, 2) and (1, -4), foci ($1, -1 + \sqrt{5}$) and ($1, -1 - \sqrt{5}$)

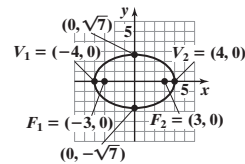
11. $y^2 = -8x$



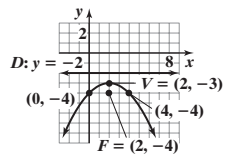
12. $\frac{y^2}{4} - \frac{x^2}{12} = 1$



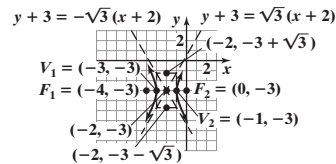
13. $\frac{x^2}{16} + \frac{y^2}{7} = 1$



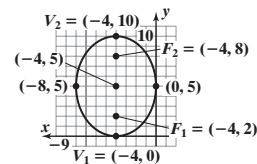
14. $(x - 2)^2 = -4(y + 3)$



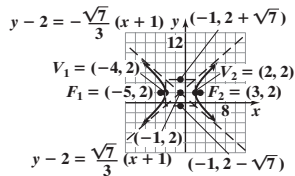
15. $(x + 2)^2 - \frac{(y + 3)^2}{3} = 1$



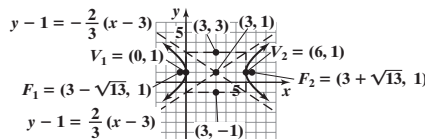
16. $\frac{(x + 4)^2}{16} + \frac{(y - 5)^2}{25} = 1$



17. $\frac{(x + 1)^2}{9} - \frac{(y - 2)^2}{7} = 1$



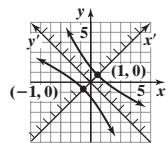
18. $\frac{(x - 3)^2}{9} - \frac{(y - 1)^2}{4} = 1$



- 19. Parabola
- 20. Ellipse
- 21. Parabola
- 22. Hyperbola
- 23. Ellipse

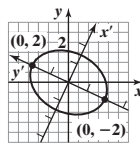
24. $x'^2 - \frac{y'^2}{9} = 1$

Hyperbola
Center at the origin
Transverse axis the x' -axis
Vertices at $(\pm 1, 0)$



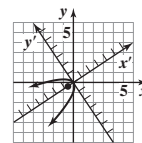
25. $\frac{x'^2}{2} + \frac{y'^2}{4} = 1$

Ellipse
Center at the origin
Major axis the y' -axis
Vertices at $(0, \pm 2)$

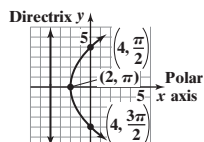


26. $y'^2 = -\frac{4\sqrt{13}}{13}x'$

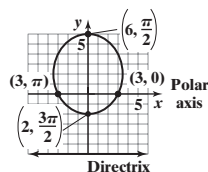
Parabola
Vertex at the origin
Focus on the x' -axis at $(-\frac{\sqrt{13}}{13}, 0)$



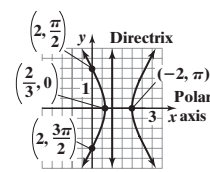
27. Parabola; directrix is perpendicular to the polar axis 4 units to the left of the pole; vertex is $(2, \pi)$.



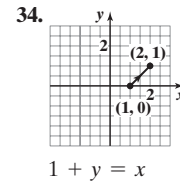
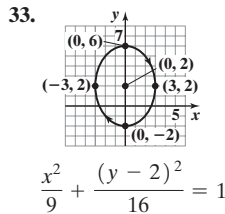
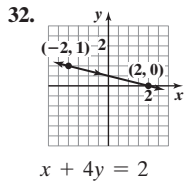
28. Ellipse; directrix is parallel to the polar axis 6 units below the pole; vertices are $(6, \frac{\pi}{2})$ and $(2, \frac{3\pi}{2})$.



29. Hyperbola; directrix is perpendicular to the polar axis 1 unit to the right of the pole; vertices are $(\frac{2}{3}, 0)$ and $(-2, \pi)$.



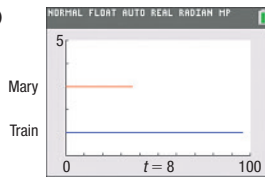
30. $y^2 - 8x - 16 = 0$ 31. $3x^2 - y^2 - 8x + 4 = 0$



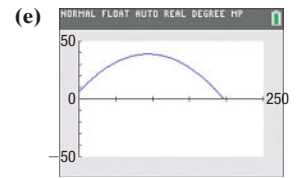
35. $x(t) = t, y(t) = -2t + 4, -\infty < t < \infty$ 36. $x(t) = 4 \cos\left(\frac{\pi}{2}t\right), y(t) = 3 \sin\left(\frac{\pi}{2}t\right), 0 \leq t \leq 4$ 37. $\frac{x^2}{5} - \frac{y^2}{4} = 1$ 38. The ellipse $\frac{x^2}{16} + \frac{y^2}{7} = 1$
 $x(t) = \frac{t-4}{-2}, y(t) = t, -\infty < t < \infty$

39. $\frac{1}{4}$ ft or 3 in. 40. 19.72 ft, 18.86 ft, 14.91 ft 41. 450 ft

42. (a) Train: $x_1(t) = \frac{3}{2}t^2, y_1 = 1$ (c) Mary: $x_2(t) = 6(t - 2), y_2 = 3$
 (b) Mary won't catch the train.



43. (a) $x(t) = (80 \cos 35^\circ)t$
 $y(t) = -16t^2 + (80 \sin 35^\circ)t + 6$
 (b) 2.9932 s
 (c) 1.4339 s; 38.9 ft
 (d) 196.15 ft



Chapter Test (page 716)

1. Hyperbola; center: $(-1, 0)$; vertices: $(-3, 0)$ and $(1, 0)$; foci: $(-1 - \sqrt{13}, 0)$ and $(-1 + \sqrt{13}, 0)$; asymptotes: $y = -\frac{3}{2}(x + 1)$ and $y = \frac{3}{2}(x + 1)$

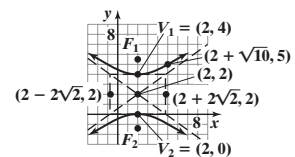
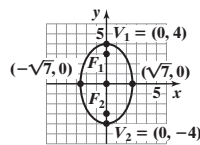
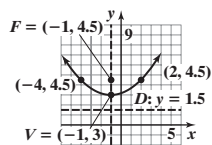
2. Parabola; vertex: $(1, -\frac{1}{2})$; focus: $(1, \frac{3}{2})$; directrix: $y = -\frac{5}{2}$

3. Ellipse; center: $(-1, 1)$; foci: $(-1 - \sqrt{3}, 1)$ and $(-1 + \sqrt{3}, 1)$; vertices: $(-4, 1)$ and $(2, 1)$

4. $(x + 1)^2 = 6(y - 3)$

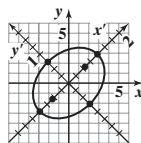
5. $\frac{x^2}{7} + \frac{y^2}{16} = 1$

6. $\frac{(y - 2)^2}{4} - \frac{(x - 2)^2}{8} = 1$

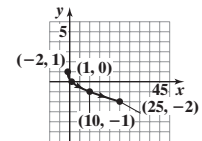


7. Hyperbola 8. Ellipse 9. Parabola

10. $x'^2 + 2y'^2 = 1$. This is the equation of an ellipse with center at $(0, 0)$ in the $x'y'$ -plane. The vertices are at $(-1, 0)$ and $(1, 0)$ in the $x'y'$ -plane.



11. Hyperbola; $(x + 2)^2 - \frac{y^2}{3} = 1$ 12. $y = 1 - \sqrt{\frac{x + 2}{3}}$



13. The microphone should be located $\frac{2}{3}$ ft from the base of the reflector, along its axis of symmetry.

Cumulative Review (page 717)

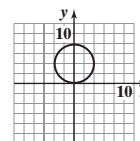
1. $-6x + 5 - 3h$ 2. $\left\{-5, -\frac{1}{3}, 2\right\}$ 3. $\{x | -3 \leq x \leq 2\}$ or $[-3, 2]$

4. (a) Domain: $(-\infty, \infty)$; range: $(2, \infty)$ (b) $y = \log_3(x - 2)$; domain: $(2, \infty)$; range: $(-\infty, \infty)$ 5. (a) $\{18\}$ (b) $(2, 18]$

6. (a) $y = 2x - 2$ (b) $(x - 2)^2 + y^2 = 4$ (c) $\frac{x^2}{9} + \frac{y^2}{4} = 1$ (d) $y = 2(x - 1)^2$ (e) $y^2 - \frac{x^2}{3} = 1$ (f) $y = 4^x$

7. $\theta = \frac{\pi}{12} \pm \pi k, k$ is any integer; $\theta = \frac{5\pi}{12} \pm \pi k, k$ is any integer 8. $\theta = \frac{\pi}{6}$ 9. $r = 8 \sin \theta$

10. $\left\{x \mid x \neq \frac{3\pi}{4} \pm \pi k, k \text{ is an integer}\right\}$ 11. $\{22.5^\circ\}$ 12. $y = \frac{x^2}{5} + 5$



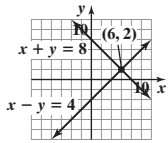
CHAPTER 11 Systems of Equations and Inequalities

11.1 Assess Your Understanding (page 730)

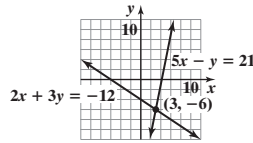
3. F 4. consistent; independent 5. (3, -2) 6. consistent; dependent 7. b 8. a 9. $\begin{cases} 2 \cdot 2 - (-1) = 5 \\ 5 \cdot 2 + 2(-1) = 8 \end{cases}$ 11. $\begin{cases} 3 \cdot 2 - 4 \cdot \frac{1}{2} = 4 \\ \frac{1}{2} \cdot 2 - 3 \cdot \frac{1}{2} = -\frac{1}{2} \end{cases}$

13. $\begin{cases} 4 - 1 = 3 \\ \frac{1}{2} \cdot 4 + 1 = 3 \end{cases}$ 15. $\begin{cases} 3 \cdot 1 + 3(-1) + 2 \cdot 2 = 4 \\ 1 - (-1) - 2 = 0 \\ 2(-1) - 3 \cdot 2 = -8 \end{cases}$ 17. $\begin{cases} 3 \cdot 2 + 3(-2) + 2 \cdot 2 = 4 \\ 2 - 3(-2) + 2 = 10 \\ 5 \cdot 2 - 2(-2) - 3 \cdot 2 = 8 \end{cases}$

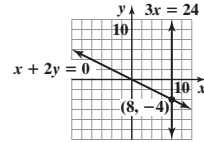
19. $x = 6, y = 2; (6, 2)$



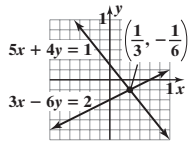
21. $x = 3, y = -6; (3, -6)$



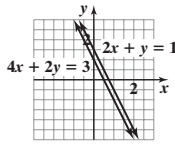
23. $x = 8, y = -4; (8, -4)$



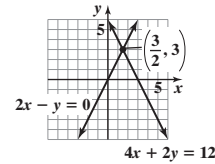
25. $x = \frac{1}{3}, y = -\frac{1}{6}; (\frac{1}{3}, -\frac{1}{6})$



27. Inconsistent



29. $x = \frac{3}{2}, y = 3; (\frac{3}{2}, 3)$



31. $\{(x, y) | x = 4 - 2y, y \text{ is any real number}\}$, or $\{(x, y) | y = \frac{4 - x}{2}, x \text{ is any real number}\}$ 33. $x = 1, y = 1; (1, 1)$ 35. $x = \frac{3}{2}, y = 1; (\frac{3}{2}, 1)$

37. $x = 4, y = 3; (4, 3)$ 39. $x = \frac{2}{3}, y = -\frac{5}{6}; (\frac{2}{3}, -\frac{5}{6})$ 41. $x = \frac{1}{5}, y = \frac{1}{3}; (\frac{1}{5}, \frac{1}{3})$ 43. $x = 6, y = 3, z = -1; (6, 3, -1)$

45. $x = 2, y = -1, z = 1; (2, -1, 1)$ 47. Inconsistent 49. $\{(x, y, z) | x = 5z - 2, y = 4z - 3; z \text{ is any real number}\}$ 51. Inconsistent

53. $x = 1, y = 3, z = -2; (1, 3, -2)$ 55. $x = -3, y = \frac{1}{2}, z = 1; (-3, \frac{1}{2}, 1)$ 57. Length 30 ft; width 15 ft 59. Commercial: 292; noncommercial: 177

61. 22.5 lb 63. Smartphone: \$775; tablet: \$890 65. Average wind speed 25 mph; average airspeed 175 mph 67. 80 \$25 sets and 120 \$45 sets

69. \$9.96 71. Mix 50 mg of first compound with 75 mg of second. 73. $a = \frac{4}{3}, b = -\frac{5}{3}, c = 1$ 75. $Y = 9000, r = 0.06$ 77. $I_1 = \frac{10}{71}, I_2 = \frac{65}{71}, I_3 = \frac{55}{71}$

79. 100 orchestra, 210 main, and 190 balcony seats 81. 1.5 chicken, 1 corn, 2 milk

83. If x = price of hamburgers, y = price of fries, and z = price of colas,

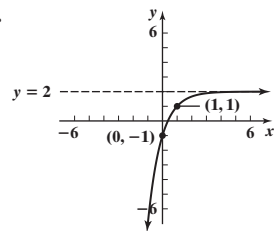
then $x = 2.75 - z, y = \frac{41}{60} + \frac{1}{3}z, \$0.60 \leq z \leq \$0.90$.

There is not sufficient information:

x	\$2.13	\$2.01	\$1.86
y	\$0.89	\$0.93	\$0.98
z	\$0.62	\$0.74	\$0.89

85. It will take Beth 30 h, Dan 24 h, and Edie 40 h. 87. $x = \frac{c}{a}, y = \frac{a}{b}, z = \frac{b}{c}; (\frac{c}{a}, \frac{a}{b}, \frac{b}{c})$

91.



92. (a) $2(2x - 3)^3(x^3 + 5)(10x^3 - 9x^2 + 20)$ (b) $7(3x - 5)^{-1/2}(x + 3)^{-3/2}$ 93. $\frac{\pi}{9}$

94. $2(\cos \frac{5\pi}{6} + i \sin \frac{5\pi}{6}) = 2e^{i \cdot 5\pi/6}$ 95. {6, 12, 18, 24, 30} 96. $\frac{x^2}{100} + \frac{y^2}{36} = 1$

97. $zw = 12(\cos \frac{7\pi}{12} + i \sin \frac{7\pi}{12}) = 12e^{i \cdot 7\pi/12}, \frac{z}{w} = 3(\cos \frac{11\pi}{12} + i \sin \frac{11\pi}{12}) = 3e^{i \cdot 11\pi/12}$

98. \$4709.29 99. $-\frac{\pi}{3}$ 100. 31.5 square units

11.2 Assess Your Understanding (page 744)

1. matrix 2. augmented 3. third; fifth 4. b 5. T 6. c 7. $\begin{bmatrix} 1 & -5 & 5 \\ 4 & 3 & 6 \end{bmatrix}$ 9. $\begin{bmatrix} 2 & 3 & 6 \\ 4 & -6 & -2 \end{bmatrix}$ 11. $\begin{bmatrix} 0.01 & -0.03 & 0.06 \\ 0.13 & 0.10 & 0.20 \end{bmatrix}$

13. $\begin{bmatrix} 1 & -1 & 1 & 10 \\ 3 & 3 & 0 & 5 \\ 1 & 1 & 2 & 2 \end{bmatrix}$ 15. $\begin{bmatrix} 1 & 1 & -1 & 2 \\ 3 & -2 & 0 & 2 \\ 5 & 3 & -1 & 1 \end{bmatrix}$ 17. $\begin{bmatrix} 1 & -1 & -1 & 10 \\ 2 & 1 & 2 & -1 \\ -3 & 4 & 0 & 5 \\ 4 & -5 & 1 & 0 \end{bmatrix}$ 19. $\begin{cases} x - 3y = -2 & (1) \\ 2x - 5y = 5 & (2) \end{cases}; \begin{bmatrix} 1 & -3 & -2 \\ 0 & 1 & 9 \end{bmatrix}$

$$21. \begin{cases} x - 3y + 4z = 3 & (1) \\ 3x - 5y + 6z = 6 & (2) \\ -5x + 3y + 4z = 6 & (3) \end{cases} \left[\begin{array}{ccc|c} 1 & -3 & 4 & 3 \\ 0 & 4 & -6 & -3 \\ 0 & -12 & 24 & 21 \end{array} \right] \quad 23. \begin{cases} x - 3y + 2z = -6 & (1) \\ 2x - 5y + 3z = -4 & (2) \\ -3x - 6y + 4z = 6 & (3) \end{cases} \left[\begin{array}{ccc|c} 1 & -3 & 2 & -6 \\ 0 & 1 & -1 & 8 \\ 0 & -15 & 10 & -12 \end{array} \right]$$

$$25. \begin{cases} 5x - 3y + z = -2 & (1) \\ 2x - 5y + 6z = -2 & (2) \\ -4x + y + 4z = 6 & (3) \end{cases} \left[\begin{array}{ccc|c} 1 & 7 & -11 & 2 \\ 2 & -5 & 6 & -2 \\ 0 & -9 & 16 & 2 \end{array} \right] \quad 27. \begin{cases} x = 5 \\ y = -1 \end{cases} \quad \text{Consistent; } x = 5, y = -1 \text{ or } (5, -1)$$

$$29. \begin{cases} x = 1 \\ y = 2 \\ z = 0 \end{cases} \quad \text{Inconsistent}$$

$$31. \begin{cases} x + 2z = -1 \\ y - 4z = -2 \\ 0 = 0 \end{cases}$$

Consistent:

$$\begin{cases} x = -1 - 2z \\ y = -2 + 4z \\ z \text{ is any real number or} \\ \{(x, y, z) \mid x = -1 - 2z, \\ y = -2 + 4z, z \text{ is any real} \\ \text{number}\} \end{cases}$$

$$33. \begin{cases} x_1 = 1 \\ x_2 + x_4 = 2 \\ x_3 + 2x_4 = 3 \end{cases}$$

Consistent:

$$\begin{cases} x_1 = 1, x_2 = 2 - x_4 \\ x_3 = 3 - 2x_4 \\ x_4 \text{ is any real number or} \\ \{(x_1, x_2, x_3, x_4) \mid x_1 = 1, \\ x_2 = 2 - x_4, x_3 = 3 - 2x_4, \\ x_4 \text{ is any real number}\} \end{cases}$$

$$35. \begin{cases} x_1 + 4x_4 = 2 \\ x_2 + x_3 + 3x_4 = 3 \\ 0 = 0 \end{cases}$$

Consistent:

$$\begin{cases} x_1 = 2 - 4x_4 \\ x_2 = 3 - x_3 - 3x_4 \\ x_3, x_4 \text{ are any real numbers or} \\ \{(x_1, x_2, x_3, x_4) \mid x_1 = 2 - 4x_4, \\ x_2 = 3 - x_3 - 3x_4, x_3, x_4 \text{ are} \\ \text{any real numbers}\} \end{cases}$$

$$37. \begin{cases} x_1 + x_4 = -2 \\ x_2 + 2x_4 = 2 \\ x_3 - x_4 = 0 \\ 0 = 0 \end{cases}$$

Consistent:

$$\begin{cases} x_1 = -2 - x_4 \\ x_2 = 2 - 2x_4 \\ x_3 = x_4 \\ x_4 \text{ is any real number or} \\ \{(x_1, x_2, x_3, x_4) \mid x_1 = -2 - x_4, \\ x_2 = 2 - 2x_4, x_3 = x_4, x_4 \text{ is any} \\ \text{real number}\} \end{cases}$$

$$39. x = 6, y = 2; (6, 2) \quad 41. x = \frac{1}{3}, y = \frac{5}{6}; \left(\frac{1}{3}, \frac{5}{6}\right) \quad 43. x = 4 - 2y, y \text{ is any real number; } \{(x, y) \mid x = 4 - 2y, y \text{ is any real number}\}$$

$$45. x = \frac{3}{2}, y = 1; \left(\frac{3}{2}, 1\right) \quad 47. x = \frac{4}{3}, y = \frac{1}{5}; \left(\frac{4}{3}, \frac{1}{5}\right) \quad 49. x = 8, y = 2, z = 0; (8, 2, 0) \quad 51. x = 1, y = 2, z = -1; (1, 2, -1)$$

$$53. \text{Inconsistent} \quad 55. x = 5z - 2, y = 4z - 3, \text{ where } z \text{ is any real number; } \{(x, y, z) \mid x = 5z - 2, y = 4z - 3, z \text{ is any real number}\}$$

$$57. \text{Inconsistent} \quad 59. x = 1, y = 3, z = -2; (1, 3, -2) \quad 61. x = -3, y = \frac{1}{2}, z = 1; \left(-3, \frac{1}{2}, 1\right) \quad 63. x = \frac{1}{3}, y = \frac{2}{3}, z = 1; \left(\frac{1}{3}, \frac{2}{3}, 1\right)$$

$$65. x = 1, y = 2, z = 0, w = 1; (1, 2, 0, 1) \quad 67. y = 0, z = 1 - x, x \text{ is any real number; } \{(x, y, z) \mid y = 0, z = 1 - x, x \text{ is any real number}\}$$

$$69. x = 2, y = z - 3, z \text{ is any real number; } \{(x, y, z) \mid x = 2, y = z - 3, z \text{ is any real number}\} \quad 71. x = \frac{13}{9}, y = \frac{7}{18}, z = \frac{19}{18}; \left(\frac{13}{9}, \frac{7}{18}, \frac{19}{18}\right)$$

$$73. x = \frac{7}{5} - \frac{3}{5}z - \frac{2}{5}w, y = -\frac{8}{5} + \frac{7}{5}z + \frac{13}{5}w, \text{ where } z \text{ and } w \text{ are any real numbers;}$$

$$\left\{ (x, y, z, w) \mid x = \frac{7}{5} - \frac{3}{5}z - \frac{2}{5}w, y = -\frac{8}{5} + \frac{7}{5}z + \frac{13}{5}w, z \text{ and } w \text{ are any real numbers} \right\}$$

$$75. y = -2x^2 + x + 3 \quad 77. f(x) = 3x^3 - 4x^2 + 5 \quad 79. 1.5 \text{ salmon steak, } 2 \text{ baked eggs, } 1 \text{ acorn squash}$$

$$81. \$4000 \text{ in Treasury bills, } \$4000 \text{ in Treasury bonds, } \$2000 \text{ in corporate bonds} \quad 83. 8 \text{ Deltas, } 5 \text{ Betas, } 10 \text{ Sigmas} \quad 85. I_1 = 1, I_2 = 3, I_3 = 8, I_4 = 4$$

87. (a)

Amount Invested At		
7%	9%	11%
0	10,000	10,000
1000	8000	11,000
2000	6000	12,000
3000	4000	13,000
4000	2000	14,000
5000	0	15,000

(b)

Amount Invested At		
7%	9%	11%
12,500	12,500	0
14,500	8500	2000
16,500	4500	4000
18,750	0	6250

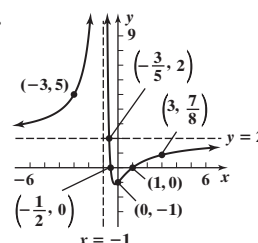
(c) All the money invested at 7% provides \$2100, more than what is required.

89.

First Supplement	Second Supplement	Third Supplement
50 mg	75 mg	0 mg
36 mg	76 mg	8 mg
22 mg	77 mg	16 mg
8 mg	78 mg	24 mg

$$94. \{x \mid -1 < x < 6\}, \text{ or } (-1, 6)$$

95.



96. $\{x \mid x \text{ is any real number}\}$, or $(-\infty, \infty)$ 97. 2.42 98. $\frac{8x^3}{27y^{12}}$ 99. $\frac{(y-5)^2}{16} - \frac{(x-4)^2}{9} = 1$

100. $18 - 18\sqrt{3}i$; $36e^{i \cdot 5\pi/3}$ 101. \$300744 102. $\frac{\pi}{2}$ 103. $\frac{2x+h}{x^2(x+h)^2}$

11.3 Assess Your Understanding (page 756)

1. $ad - bc$ 2. $\begin{vmatrix} 5 & 3 \\ -3 & -4 \end{vmatrix}$ 3. F 4. F 5. F 6. a 7. 22 9. -2 11. 10 13. -26 15. $x = 6, y = 2$; $(6, 2)$ 17. $x = 3, y = 2$; $(3, 2)$

19. $x = 8, y = -4$; $(8, -4)$ 21. $x = -3, y = 5$; $(-3, 5)$ 23. Not applicable 25. $x = \frac{1}{2}, y = \frac{3}{4}$; $(\frac{1}{2}, \frac{3}{4})$ 27. $x = \frac{1}{10}, y = \frac{2}{5}$; $(\frac{1}{10}, \frac{2}{5})$

29. $x = \frac{3}{2}, y = 1$; $(\frac{3}{2}, 1)$ 31. $x = \frac{4}{3}, y = \frac{1}{5}$; $(\frac{4}{3}, \frac{1}{5})$ 33. $x = 1, y = 3, z = -2$; $(1, 3, -2)$ 35. $x = -2, y = \frac{1}{3}, z = 1$; $(-2, \frac{1}{3}, 1)$

37. Not applicable 39. $x = 0, y = 0, z = 0$; $(0, 0, 0)$ 41. Not applicable 43. -4 45. 12 47. 8 49. 8 51. -5 53. $\frac{13}{11}$ 55. 0 or -9

57. $(y_1 - y_2)x - (x_1 - x_2)y + (x_1y_2 - x_2y_1) = 0$

$$(y_1 - y_2)x + (x_2 - x_1)y = x_2y_1 - x_1y_2$$

$$(x_2 - x_1)y - (x_2 - x_1)y_1 = (y_2 - y_1)x + x_2y_1 - x_1y_2 - (x_2 - x_1)y_1$$

$$(x_2 - x_1)(y - y_1) = (y_2 - y_1)x - (y_2 - y_1)x_1$$

$$y - y_1 = \frac{y_2 - y_1}{x_2 - x_1}(x - x_1)$$

59. The triangle has an area of 5 square units. 61. 50.5 square units 63. $(x-3)^2 + (y+2)^2 = 25$

65. If $a = 0$, we have

$$by = s$$

$$cx + dy = t$$

Thus, $y = \frac{s}{b}$ and

$$x = \frac{t - dy}{c} = \frac{tb - ds}{bc}$$

Using Cramer's Rule, we get

$$x = \frac{sd - tb}{-bc} = \frac{tb - ds}{bc}$$

$$y = \frac{-sc}{-bc} = \frac{s}{b}$$

If $b = 0$, we have

$$ax = s$$

$$cx + dy = t$$

Since $D = ad \neq 0$, then $a \neq 0$ and $d \neq 0$.

Thus, $x = \frac{s}{a}$ and

$$y = \frac{t - cx}{d} = \frac{ta - cs}{ad}$$

Using Cramer's Rule, we get

$$x = \frac{sd}{ad} = \frac{s}{a}$$

$$y = \frac{ta - cs}{ad}$$

If $c = 0$, we have

$$ax + by = s$$

$$dy = t$$

Since $D = ad \neq 0$, then $a \neq 0$ and $d \neq 0$.

Thus, $y = \frac{t}{d}$ and

$$x = \frac{s - by}{a} = \frac{sd - bt}{ad}$$

Using Cramer's Rule, we get

$$x = \frac{sd - bt}{ad}$$

$$y = \frac{at}{ad} = \frac{t}{d}$$

If $d = 0$, we have

$$ax + by = s$$

$$cx = t$$

Since $D = -bc \neq 0$, then $b \neq 0$ and $c \neq 0$.

Thus, $x = \frac{t}{c}$ and

$$y = \frac{s - ax}{b} = \frac{sc - at}{bc}$$

Using Cramer's Rule, we get

$$x = \frac{-tb}{-bc} = \frac{t}{c}$$

$$y = \frac{at - sc}{-bc} = \frac{sc - at}{bc}$$

67.
$$\begin{vmatrix} a_{11} & a_{12} & a_{13} \\ ka_{21} & ka_{22} & ka_{23} \\ a_{31} & a_{32} & a_{33} \end{vmatrix} = -ka_{21}(a_{12}a_{33} - a_{32}a_{13}) + ka_{22}(a_{11}a_{33} - a_{31}a_{13}) - ka_{23}(a_{11}a_{32} - a_{31}a_{12})$$

$$= k[-a_{21}(a_{12}a_{33} - a_{32}a_{13}) + a_{22}(a_{11}a_{33} - a_{31}a_{13}) - a_{23}(a_{11}a_{32} - a_{31}a_{12})] = k \begin{vmatrix} a_{11} & a_{12} & a_{13} \\ a_{21} & a_{22} & a_{23} \\ a_{31} & a_{32} & a_{33} \end{vmatrix}$$

69.
$$\begin{vmatrix} a_{11} + ka_{21} & a_{12} + ka_{22} & a_{13} + ka_{23} \\ a_{21} & a_{22} & a_{23} \\ a_{31} & a_{32} & a_{33} \end{vmatrix} = (a_{11} + ka_{21})(a_{22}a_{33} - a_{32}a_{23}) - (a_{12} + ka_{22})(a_{21}a_{33} - a_{31}a_{23}) + (a_{13} + ka_{23})(a_{21}a_{32} - a_{31}a_{22})$$

$$= a_{11}a_{22}a_{33} - a_{11}a_{32}a_{23} + ka_{21}a_{22}a_{33} - ka_{21}a_{32}a_{23} - a_{12}a_{21}a_{33} + a_{12}a_{31}a_{23}$$

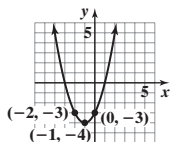
$$- ka_{22}a_{21}a_{33} + ka_{22}a_{31}a_{23} + a_{13}a_{21}a_{32} - a_{13}a_{31}a_{22} + ka_{23}a_{21}a_{32} - ka_{23}a_{31}a_{22}$$

$$= a_{11}a_{22}a_{33} - a_{11}a_{32}a_{23} - a_{12}a_{21}a_{33} + a_{12}a_{31}a_{23} + a_{13}a_{21}a_{32} - a_{13}a_{31}a_{22}$$

$$= a_{11}(a_{22}a_{33} - a_{32}a_{23}) - a_{12}(a_{21}a_{33} - a_{31}a_{23}) + a_{13}(a_{21}a_{32} - a_{31}a_{22}) = \begin{vmatrix} a_{11} & a_{12} & a_{13} \\ a_{21} & a_{22} & a_{23} \\ a_{31} & a_{32} & a_{33} \end{vmatrix}$$

70. $\mathbf{v} = 9\mathbf{i} - 4\mathbf{j}$; $\sqrt{97}$ 71. $\pm \frac{1}{2}, \pm \frac{5}{2}, \pm 1, \pm 2, \pm 5, \pm 10$

72. 73. 0 74. $5\sqrt{2}\left(\cos \frac{3\pi}{4} + i \sin \frac{3\pi}{4}\right)$; $5\sqrt{2}e^{i \cdot 3\pi/4}$ 75. $f^{-1}(x) = 5x^{-3} + 1$ 76. $4\sqrt{5}$



77. $8x^3 - 60x^2 + 150x - 125$ 78. $\frac{x-93}{x(\sqrt{x+7}+10)}$ 79. $y = \frac{5}{2}x - 22$

Historical Problems (page 772)

1. (a) $2 - 5i \leftrightarrow \begin{bmatrix} 2 & -5 \\ 5 & 2 \end{bmatrix}$, $1 + 3i \leftrightarrow \begin{bmatrix} 1 & 3 \\ -3 & 1 \end{bmatrix}$ (b) $\begin{bmatrix} 2 & -5 \\ 5 & 2 \end{bmatrix} \begin{bmatrix} 1 & 3 \\ -3 & 1 \end{bmatrix} = \begin{bmatrix} 17 & 1 \\ -1 & 17 \end{bmatrix}$ (c) $17 + i$ (d) $17 + i$

2. $\begin{bmatrix} a & b \\ -b & a \end{bmatrix} \begin{bmatrix} a & -b \\ b & a \end{bmatrix} = \begin{bmatrix} a^2 + b^2 & 0 \\ 0 & b^2 + a^2 \end{bmatrix}$; the product is a real number.

3. (a) $x = k(ar + bs) + l(cr + ds) = r(ka + lc) + s(kb + ld)$ (b) $A = \begin{bmatrix} ka + lc & kb + ld \\ ma + nc & mb + nd \end{bmatrix}$
 $y = m(ar + bs) + n(cr + ds) = r(ma + nc) + s(mb + nd)$

11.4 Assess Your Understanding (page 772)

1. square 2. T 3. F 4. inverse 5. T 6. $A^{-1}B$ 7. a 8. d 9. $\begin{bmatrix} 4 & 4 & -5 \\ -1 & 5 & 4 \end{bmatrix}$ 11. $\begin{bmatrix} 0 & 12 & -20 \\ 4 & 8 & 24 \end{bmatrix}$ 13. $\begin{bmatrix} -8 & 7 & -15 \\ 7 & 0 & 22 \end{bmatrix}$ 15. $\begin{bmatrix} 28 & -9 \\ 4 & 23 \end{bmatrix}$

17. $\begin{bmatrix} 1 & 14 & -14 \\ 2 & 22 & -18 \\ 3 & 0 & 28 \end{bmatrix}$ 19. Not defined 21. $\begin{bmatrix} 15 & 21 & -16 \\ 22 & 34 & -22 \\ -11 & 7 & 22 \end{bmatrix}$ 23. $\begin{bmatrix} 25 & -9 \\ 4 & 20 \end{bmatrix}$ 25. $\begin{bmatrix} -13 & 7 & -12 \\ -18 & 10 & -14 \\ 17 & -7 & 34 \end{bmatrix}$ 27. $\begin{bmatrix} -2 & 4 & 2 & 8 \\ 2 & 1 & 4 & 6 \end{bmatrix}$ 29. $\begin{bmatrix} 5 & 14 \\ 9 & 16 \end{bmatrix}$

31. Not defined 33. $\begin{bmatrix} 9 & 2 \\ 34 & 13 \\ 47 & 20 \end{bmatrix}$ 35. $\begin{bmatrix} 1 & -1 \\ -1 & 2 \end{bmatrix}$ 37. $\begin{bmatrix} 1 & -5 \\ -1 & 3 \end{bmatrix}$ 39. $\begin{bmatrix} 1 & -\frac{1}{a} \\ -1 & \frac{2}{a} \end{bmatrix}$ 41. $\begin{bmatrix} 3 & -3 & 1 \\ -2 & 2 & -1 \\ -4 & 5 & -2 \end{bmatrix}$ 43. $\begin{bmatrix} -\frac{5}{7} & \frac{1}{7} & \frac{3}{7} \\ \frac{9}{7} & \frac{1}{7} & -\frac{4}{7} \\ \frac{3}{7} & -\frac{2}{7} & \frac{1}{7} \end{bmatrix}$

45. $x = -4, y = 7; (-4, 7)$ 47. $x = -5, y = 10; (-5, 10)$ 49. $x = 2, y = -1; (2, -1)$ 51. $x = \frac{1}{2}, y = 2; \left(\frac{1}{2}, 2\right)$ 53. $x = -2, y = 1; (-2, 1)$

55. $x = \frac{2}{a}, y = \frac{3}{a}; \left(\frac{2}{a}, \frac{3}{a}\right)$ 57. $x = 5, y = -2, z = -3; (5, -2, -3)$ 59. $x = \frac{1}{2}, y = -\frac{1}{2}, z = 1; \left(\frac{1}{2}, -\frac{1}{2}, 1\right)$

61. $x = -\frac{34}{7}, y = \frac{85}{7}, z = \frac{12}{7}; \left(-\frac{34}{7}, \frac{85}{7}, \frac{12}{7}\right)$ 63. $x = \frac{1}{3}, y = 1, z = \frac{2}{3}; \left(\frac{1}{3}, 1, \frac{2}{3}\right)$ 65. $\begin{bmatrix} 4 & 2 & 1 & 0 \\ 2 & 1 & 0 & 1 \end{bmatrix} \rightarrow \begin{bmatrix} 1 & \frac{1}{2} & \frac{1}{4} & 0 \\ 2 & 1 & 0 & 1 \end{bmatrix} \rightarrow \begin{bmatrix} 1 & \frac{1}{2} & \frac{1}{4} & 0 \\ 0 & 0 & -\frac{1}{2} & 1 \end{bmatrix}$

67. $\begin{bmatrix} 15 & 3 & 1 & 0 \\ 10 & 2 & 0 & 1 \end{bmatrix} \rightarrow \begin{bmatrix} 1 & \frac{1}{5} & \frac{1}{15} & 0 \\ 10 & 2 & 0 & 1 \end{bmatrix} \rightarrow \begin{bmatrix} 1 & \frac{1}{5} & \frac{1}{15} & 0 \\ 0 & 0 & -\frac{2}{3} & 1 \end{bmatrix}$

69. $\begin{bmatrix} -3 & 1 & -1 & 1 & 0 & 0 \\ 1 & -4 & -7 & 0 & 1 & 0 \\ 1 & 2 & 5 & 0 & 0 & 1 \end{bmatrix} \rightarrow \begin{bmatrix} 1 & 2 & 5 & 0 & 0 & 1 \\ 1 & -4 & -7 & 0 & 1 & 0 \\ -3 & 1 & -1 & 1 & 0 & 0 \end{bmatrix} \rightarrow \begin{bmatrix} 1 & 2 & 5 & 0 & 0 & 1 \\ 0 & -6 & -12 & 0 & 1 & -1 \\ 0 & 7 & 14 & 1 & 0 & 3 \end{bmatrix}$

$\rightarrow \begin{bmatrix} 1 & 2 & 5 & 0 & 0 & 1 \\ 0 & 1 & 2 & 0 & -\frac{1}{6} & \frac{1}{6} \\ 0 & 1 & 2 & \frac{1}{7} & 0 & \frac{3}{7} \end{bmatrix} \rightarrow \begin{bmatrix} 1 & 2 & 5 & 0 & 0 & 1 \\ 0 & 1 & 2 & 0 & -\frac{1}{6} & \frac{1}{6} \\ 0 & 0 & 0 & \frac{1}{7} & \frac{1}{6} & \frac{11}{42} \end{bmatrix}$ 71. $\begin{bmatrix} -0.02 & 0.02 & 0.41 \\ 0.06 & 0.02 & -0.57 \\ 0.16 & 0.12 & -2.05 \end{bmatrix}$ 73. $\begin{bmatrix} 0.02 & -0.04 & -0.01 & 0.01 \\ -0.02 & 0.05 & 0.03 & -0.03 \\ 0.02 & 0.01 & -0.04 & 0.00 \\ -0.02 & 0.06 & 0.07 & 0.06 \end{bmatrix}$

75. $x = 4.54, y = -6.42, z = -24.08; (4.54, -6.42, -24.08)$ 77. $x = -1.10, y = 2.54, z = 8.30; (-1.10, 2.54, 8.30)$

79. $x = -5, y = 7; (-5, 7)$ 81. $x = -4, y = 2, z = \frac{5}{2}; \left(-4, 2, \frac{5}{2}\right)$ 83. Inconsistent; \emptyset

85. $x = -\frac{1}{5}z + \frac{1}{5}, y = \frac{1}{5}z - \frac{6}{5}$, where z is any real number; $\left\{(x, y, z) \mid x = -\frac{1}{5}z + \frac{1}{5}, y = \frac{1}{5}z - \frac{6}{5}, z \text{ is any real number}\right\}$

87. (a) $A = \begin{bmatrix} 6 & 9 \\ 3 & 12 \end{bmatrix}$; $B = \begin{bmatrix} 148.00 \\ 404.40 \end{bmatrix}$ (b) $AB = \begin{bmatrix} 4527.60 \\ 5296.80 \end{bmatrix}$; Nikki's total tuition is \$4527.60, and Joe's total tuition is \$5296.80.

89. (a) $\begin{bmatrix} 500 & 350 & 400 \\ 700 & 500 & 850 \end{bmatrix}$; $\begin{bmatrix} 500 & 700 \\ 350 & 500 \\ 400 & 850 \end{bmatrix}$ (b) $\begin{bmatrix} 15 \\ 8 \\ 3 \end{bmatrix}$ (c) $\begin{bmatrix} 11,500 \\ 17,050 \end{bmatrix}$ (d) $[0.10 \quad 0.05]$ (e) \$2002.50

91. (a) $K^{-1} = \begin{bmatrix} 1 & 0 & -1 \\ -1 & 1 & 1 \\ 0 & -1 & 1 \end{bmatrix}$ (b) $M = \begin{bmatrix} 13 & 1 & 20 \\ 8 & 9 & 19 \\ 6 & 21 & 14 \end{bmatrix}$ (c) Math is fun. 93. $X = \begin{bmatrix} 4 & -3 & 5 \\ 6 & -2 & -7 \end{bmatrix}$

95. (a) $B_3 = A + A^2 + A^3 = \begin{bmatrix} 2 & 4 & 5 & 2 & 3 \\ 5 & 3 & 2 & 5 & 4 \\ 4 & 2 & 2 & 4 & 2 \\ 2 & 2 & 3 & 2 & 3 \\ 1 & 3 & 2 & 1 & 2 \end{bmatrix}$; Yes, all pages can reach every other page within 3 clicks. (b) Page 3

97. (a) $(3 - 2\sqrt{3}, 3\sqrt{3} + 2)$ (b) $R^{-1} = \begin{bmatrix} \frac{1}{2} & \frac{\sqrt{3}}{2} & 0 \\ -\frac{\sqrt{3}}{2} & \frac{1}{2} & 0 \\ 0 & 0 & 1 \end{bmatrix}$; This is the rotation matrix needed to get the translated coordinates back to the original coordinates.

99. $a = -\frac{1}{2}, b = -\frac{1}{2}; a = -\frac{1}{2}, b = \frac{1}{2}; a = 0, b = 0; a = -1, b = 0$ 104. $x^6 - 4x^5 - 3x^4 + 18x^3$

105. $\mathbf{v} \cdot \mathbf{w} = -5; \theta = 180^\circ$ 106. $\{0, 3\}$ 107. $\frac{\sqrt{u^2 - 1}}{|u|}$ 108. $4 + 4\sqrt{3}i$ 109. $\frac{x^2 + 8x - 9}{x^2 - 9}$ or $\frac{(x + 9)(x - 1)}{(x - 3)(x + 3)}$

110. $\{x | x \leq 5, x \neq -3\}$ 111. $3x(x + 4)(x + 6)(x - 6)$ 112. $2\pi + 4 \approx 10.28$ square units

113. $(f \circ g)(x) = \frac{\sqrt{25\left(\frac{2}{5}\sec x\right)^2 - 4}}{\frac{2}{5}\sec x} = \frac{\sqrt{4\sec^2 x - 4}}{\frac{2}{5}\sec x} = \frac{\sqrt{4(\sec^2 x - 1)}}{\frac{2}{5}\sec x} = \frac{\sqrt{4\tan^2 x}}{\frac{2}{5}\sec x} = \frac{2\tan x}{\frac{2}{5}\sec x} = \frac{2\sin x}{\cos x} \cdot \frac{5\cos x}{2} = 5\sin x$

11.5 Assess Your Understanding (page 783)

5. Proper 7. Improper; $1 + \frac{9}{x^2 - 4}$ 9. Improper; $x - 1 + \frac{5x - 6}{x^2 + 2x - 15}$ 11. Proper 13. Improper; $5x + \frac{22x - 1}{x^2 - 4}$

15. Improper; $1 + \frac{-2(x - 6)}{(x + 4)(x - 3)}$ 17. $\frac{-4}{x} + \frac{4}{x - 1}$ 19. $\frac{1}{x} + \frac{-x}{x^2 + 1}$ 21. $\frac{-1}{x - 1} + \frac{2}{x - 2}$ 23. $\frac{1}{x + 1} + \frac{3}{x - 1} + \frac{1}{(x - 1)^2}$

25. $\frac{1}{x - 2} + \frac{-\frac{1}{12}(x + 4)}{x^2 + 2x + 4}$ 27. $\frac{1}{x - 1} + \frac{1}{(x - 1)^2} + \frac{-\frac{1}{4}}{x + 1} + \frac{1}{(x + 1)^2}$ 29. $\frac{-5}{x + 2} + \frac{5}{x + 1} + \frac{-4}{(x + 1)^2}$ 31. $\frac{1}{x} + \frac{1}{x^2} + \frac{-\frac{1}{4}(x + 4)}{x^2 + 4}$

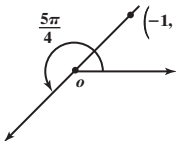
33. $\frac{2}{x + 1} + \frac{1}{3}(x + 1)$ 35. $\frac{2}{3x - 2} + \frac{1}{2x + 1}$ 37. $\frac{3}{x + 3} + \frac{1}{x - 1}$ 39. $\frac{1}{x^2 + 4} + \frac{2x - 1}{(x^2 + 4)^2}$ 41. $\frac{-1}{x} + \frac{2}{x - 3} + \frac{-1}{x + 1}$

43. $\frac{4}{x - 2} + \frac{-3}{x - 1} + \frac{-1}{(x - 1)^2}$ 45. $\frac{x}{(x^2 + 16)^2} + \frac{-16x}{(x^2 + 16)^3}$ 47. $\frac{-\frac{8}{7}}{2x + 1} + \frac{\frac{4}{7}}{x - 3}$ 49. $\frac{-\frac{2}{9}}{x} + \frac{-\frac{1}{3}}{x^2} + \frac{1}{x - 3} + \frac{1}{x + 3}$

51. $x - 2 + \frac{10x - 11}{x^2 + 3x - 4}; \frac{51}{5} + \frac{-\frac{1}{5}}{x - 1}; x - 2 + \frac{51}{x + 4} - \frac{1}{x - 1}$ 53. $x - \frac{x}{x^2 + 1}$

55. $x^2 - 4x + 7 + \frac{-11x - 32}{x^2 + 4x + 4}; \frac{-11}{x + 2} + \frac{-10}{(x + 2)^2}; x^2 - 4x + 7 - \frac{11}{x + 2} - \frac{10}{(x + 2)^2}$

57. $x + 1 + \frac{2x^3 + x^2 - x + 1}{x^4 - 2x^2 + 1}; \frac{1}{x + 1} + \frac{\frac{1}{4}}{(x + 1)^2} + \frac{1}{x - 1} + \frac{\frac{3}{4}}{(x - 1)^2}; x + 1 + \frac{1}{x + 1} + \frac{\frac{1}{4}}{(x + 1)^2} + \frac{1}{x - 1} + \frac{\frac{3}{4}}{(x - 1)^2}$

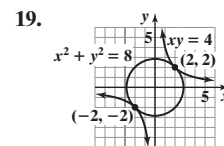
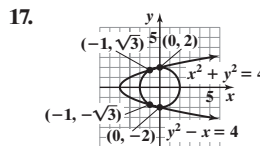
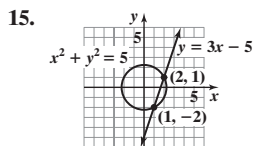
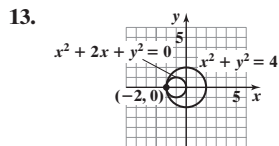
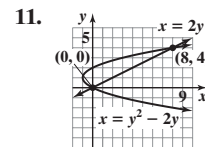
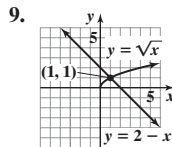
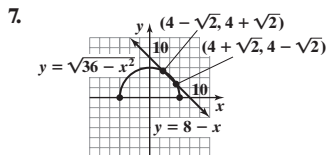
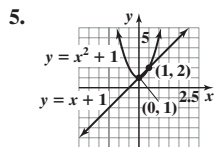
59. $\frac{2}{e^x + 2} + \frac{1}{e^x - 1}$ 61. 3.85 years 62. -2 63. 1 64. $\left(\frac{\sqrt{2}}{2}, \frac{\sqrt{2}}{2}\right); \frac{5\pi}{4}$  65. Odd 66. $f^{-1}(x) = \log_8(x + 4) + 3$

67. $\frac{y^2}{25} - \frac{x^2}{144} = 1$ 68. $\left\{x \mid x \geq \frac{6}{5}\right\}$ or $\left[\frac{6}{5}, \infty\right)$ 69. $D = \frac{2x - 4y}{4x - 2y + 1}$ 70. $y = \frac{1}{2}x - \frac{11}{2}$

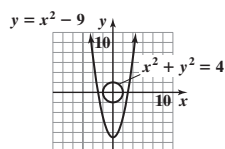
Historical Problem (page 790)

$x = 6$ units, $y = 8$ units

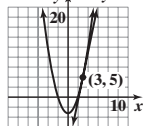
11.6 Assess Your Understanding (page 790)



21. No points of intersection



23. $y = x^2 - 4$ $y = 6x - 13$



25. $x = 1, y = 4; x = -1, y = -4; x = 2\sqrt{2}, y = \sqrt{2}; x = -2\sqrt{2}, y = -\sqrt{2}$ or $(1, 4), (-1, -4), (2\sqrt{2}, \sqrt{2}), (-2\sqrt{2}, -\sqrt{2})$

27. $x = 0, y = 2; x = -1, y = -1$ or $(0, 2), (-1, -1)$ 29. $x = 0, y = -1; x = \frac{5}{2}, y = -\frac{7}{2}$ or $(0, -1), \left(\frac{5}{2}, -\frac{7}{2}\right)$

31. $x = \frac{1}{3}, y = \frac{9}{2}; x = 3, y = \frac{1}{2}$ or $\left(\frac{1}{3}, \frac{9}{2}\right), \left(3, \frac{1}{2}\right)$

33. $x = 3, y = 2; x = 3, y = -2; x = -3, y = 2; x = -3, y = -2$ or $(3, 2), (3, -2), (-3, 2), (-3, -2)$

35. $x = \frac{1}{2}, y = \frac{3}{2}; x = \frac{1}{2}, y = -\frac{3}{2}; x = -\frac{1}{2}, y = \frac{3}{2}; x = -\frac{1}{2}, y = -\frac{3}{2}$ or $\left(\frac{1}{2}, \frac{3}{2}\right), \left(\frac{1}{2}, -\frac{3}{2}\right), \left(-\frac{1}{2}, \frac{3}{2}\right), \left(-\frac{1}{2}, -\frac{3}{2}\right)$

37. $x = \sqrt{2}, y = 2\sqrt{2}; x = -\sqrt{2}, y = -2\sqrt{2}$ or $(\sqrt{2}, 2\sqrt{2}), (-\sqrt{2}, -2\sqrt{2})$ 39. No real solution exists.

41. $x = \frac{8}{3}, y = \frac{2\sqrt{10}}{3}; x = -\frac{8}{3}, y = \frac{2\sqrt{10}}{3}; x = \frac{8}{3}, y = -\frac{2\sqrt{10}}{3}; x = -\frac{8}{3}, y = -\frac{2\sqrt{10}}{3}$ or $\left(\frac{8}{3}, \frac{2\sqrt{10}}{3}\right), \left(-\frac{8}{3}, \frac{2\sqrt{10}}{3}\right), \left(\frac{8}{3}, -\frac{2\sqrt{10}}{3}\right), \left(-\frac{8}{3}, -\frac{2\sqrt{10}}{3}\right)$

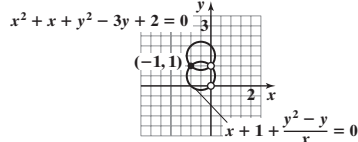
$\left(-\frac{8}{3}, -\frac{2\sqrt{10}}{3}\right)$ 43. $x = 1, y = \frac{1}{2}; x = -1, y = \frac{1}{2}; x = 1, y = -\frac{1}{2}; x = -1, y = -\frac{1}{2}$ or $\left(1, \frac{1}{2}\right), \left(-1, \frac{1}{2}\right), \left(1, -\frac{1}{2}\right), \left(-1, -\frac{1}{2}\right)$

45. No real solution exists.

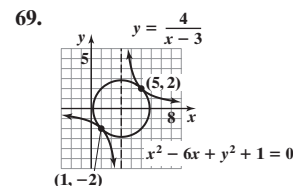
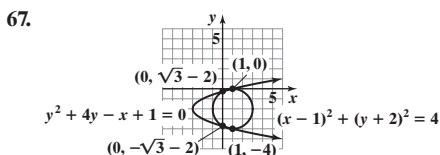
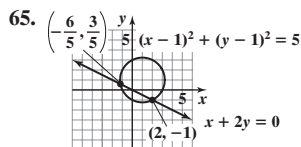
47. $x = \sqrt{3}, y = \sqrt{3}; x = -\sqrt{3}, y = -\sqrt{3}; x = 2, y = 1; x = -2, y = -1$ or $(\sqrt{3}, \sqrt{3}), (-\sqrt{3}, -\sqrt{3}), (2, 1), (-2, -1)$

49. $x = 0, y = -2; x = 0, y = 1; x = 2, y = -1$ or $(0, -2), (0, 1), (2, -1)$ 51. $x = 2, y = 8$ or $(2, 8)$ 53. $x = 81, y = 3$ or $(81, 3)$

55. $x^2 + x + y^2 - 3y + 2 = 0$ 57. $x = 0.48, y = 0.62$ 59. $x = -1.65, y = -0.89$



61. $x = 0.58, y = 1.86; x = 1.81, y = 1.05; x = 0.58, y = -1.86; x = 1.81, y = -1.05$
63. $x = 2.35, y = 0.85$



71. 3 and 1; -1 and -3 73. 2 and 2; -2 and -2 75. $\frac{1}{2}$ and $\frac{1}{3}$ 77. 5 79. 5 in. by 3 in. 81. 2 cm and 4 cm 83. tortoise: 7 m/h, hare: $7\frac{1}{2}$ m/h

85. 12 cm by 18 cm 87. $x = 60$ ft; $y = 30$ ft 89. $y = 4x - 4$ 91. $y = 2x + 1$ 93. $y = -\frac{1}{3}x + \frac{7}{3}$ 95. $y = 2x - 3$

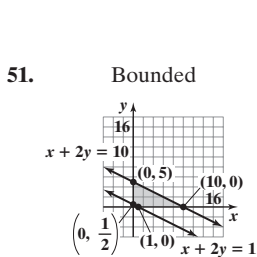
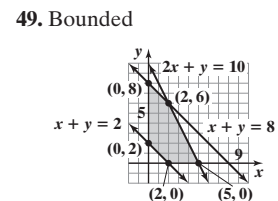
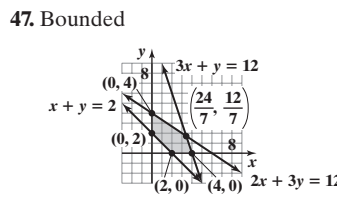
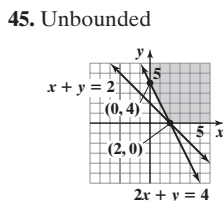
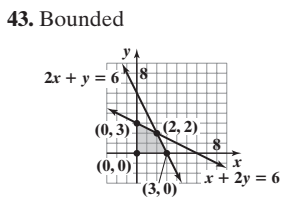
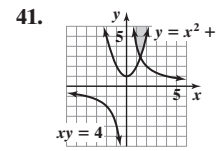
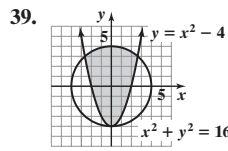
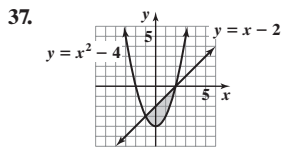
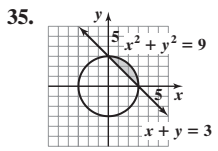
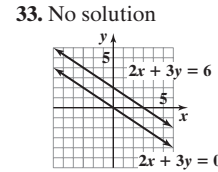
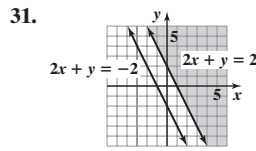
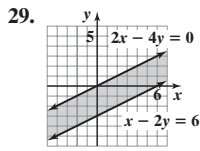
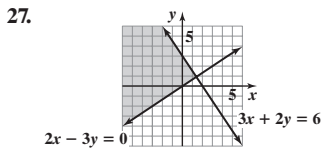
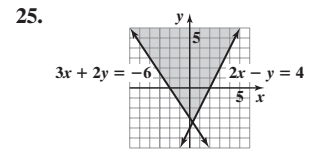
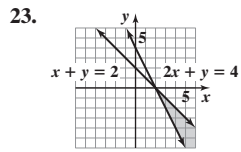
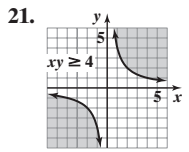
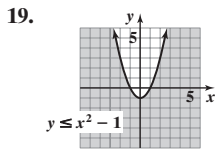
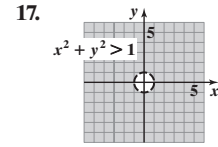
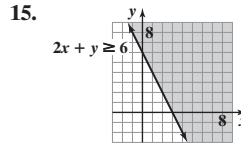
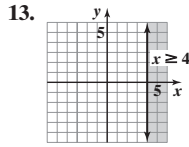
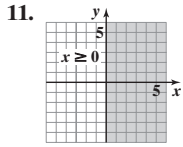
97. $r_1 = \frac{-b + \sqrt{b^2 - 4ac}}{2a}$; $r_2 = \frac{-b - \sqrt{b^2 - 4ac}}{2a}$ 99. $l = \frac{P + \sqrt{P^2 - 16A}}{4}$; $w = \frac{P - \sqrt{P^2 - 16A}}{4}$ 103. $\left\{ \frac{-3 - \sqrt{65}}{7}, \frac{-3 + \sqrt{65}}{7} \right\}$

104. $y = -\frac{2}{5}x - 3$ 105. $\sin \theta = -\frac{7}{25}$; $\cos \theta = -\frac{24}{25}$; $\tan \theta = \frac{7}{24}$; $\csc \theta = -\frac{25}{7}$; $\sec \theta = -\frac{25}{24}$ 106. $\approx -15.8^\circ$ 107. $(x + 3)^2 + (y - 4)^2 = 100$

108. $\{x | -3 < x < 7\}$ or $(-3, 7)$ 109. $y = -\sqrt{25 - (x - 4)^2}$ 110. $2x^2 - 20x + 49$ 111. $-\frac{24}{(x - 8)(x + h - 8)}$ 112. $-\frac{48x + 15}{(2x - 5)^{10}}$

11.7 Assess Your Understanding (page 799)

7. dashes; solid 8. half-planes 9. F 10. b



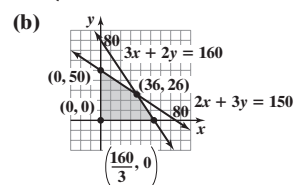
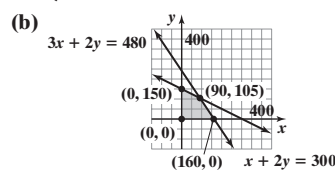
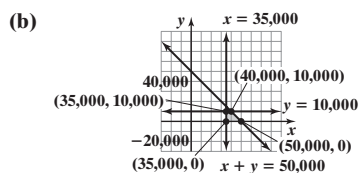
53.
$$\begin{cases} x \leq 4 \\ x + y \leq 6 \\ x \geq 0 \\ y \geq 0 \end{cases}$$

55.
$$\begin{cases} x \leq 20 \\ y \geq 15 \\ x + y \leq 50 \\ x - y \leq 0 \\ x \geq 0 \end{cases}$$

57. (a)
$$\begin{cases} x + y \leq 50,000 \\ x \geq 35,000 \\ y \leq 10,000 \\ y \geq 0 \end{cases}$$

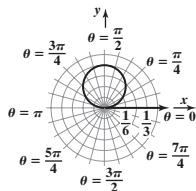
59. (a)
$$\begin{cases} x \geq 0 \\ y \geq 0 \\ x + 2y \leq 300 \\ 3x + 2y \leq 480 \end{cases}$$

61. (a)
$$\begin{cases} 3x + 2y \leq 160 \\ 2x + 3y \leq 150 \\ x \geq 0 \\ y \geq 0 \end{cases}$$



63. $\{-1 - 2i, -1 + 2i\}$

64. $x^2 + \left(y - \frac{1}{6}\right)^2 = \frac{1}{36}$;

 circle with radius $\frac{1}{6}$ and center $\left(0, \frac{1}{6}\right)$;


65. $f(-1) = -5; f(2) = 28$; So, there is a value x between -1

 and 2 for which $f(x) = 0$. 66. $\left\{0, \frac{2\pi}{3}, \frac{4\pi}{3}\right\}$

67. $\{x | -3 \leq x \leq 1\}$ or $[-3, 1]$ 68. \$8823.30

69. 18.75 horsepower 70. $5^y = x$ 71. $\{x | x \geq -2, x \neq 23\}$

72. Increasing: $\left(-\infty, -\frac{1}{3}\right), (5, \infty)$; Decreasing: $\left(-\frac{1}{3}, 5\right)$

11.8 Assess Your Understanding (page 806)

1. objective function 2. T 3. Maximum value is 11; minimum value is 3. 5. Maximum value is 65; minimum value is 4.

 7. Maximum value is 67; minimum value is 20. 9. The maximum value of z is 12, and it occurs at the point $(6, 0)$.

 11. The minimum value of z is 4, and it occurs at the point $(2, 0)$. 13. The maximum value of z is 20, and it occurs at the point $(0, 4)$.

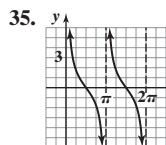
 15. The minimum value of z is 8, and it occurs at the point $(0, 2)$. 17. The maximum value of z is 50, and it occurs at the point $(10, 0)$.

19. Produce 8 downhill and 24 cross-country; \$1760; \$1920 which is the profit when producing 16 downhill and 16 cross-country.

21. Rent 15 rectangular tables and 16 round tables for a minimum cost of \$1252. 23. (a) \$10,000 in a junk bond and \$10,000 in Treasury bills

(b) \$12,000 in a junk bond and \$8000 in Treasury bills 25. 120 lb of ground beef should be mixed with 60 lb of pork.

27. Manufacture 10 racing skates and 15 figure skates. 29. Order 2 metal samples and 4 plastic samples; \$34

 31. (a) Configure with 10 first class seats and 120 coach seats. (b) Configure with 15 first class seats and 120 coach seats. 34. $\left\{-\frac{1}{32}, 1\right\}$


35.

 Domain: $\{x | x \neq k\pi, k \text{ is an integer}\}$; range: $(-\infty, \infty)$

36. 89.1 years 37. $y = 3x + 7$ 38. 5 and 11 39. \$13,303.89

40. $\frac{x^2}{16} + \frac{y^2}{25} = 1$ 41. $f^{-1}(x) = -\frac{x+7}{5x-2}$ 42. $15x^2(x-7)^{1/2}(3x-14)$

 43. Concave up: $(3, \infty)$; concave down: $(-\infty, 3)$
Review Exercises (page 810)

1. $x = 2, y = -1$ or $(2, -1)$ 2. $x = 2, y = \frac{1}{2}$ or $\left(2, \frac{1}{2}\right)$ 3. $x = 2, y = -1$ or $(2, -1)$ 4. $x = \frac{11}{5}, y = -\frac{3}{5}$ or $\left(\frac{11}{5}, -\frac{3}{5}\right)$ 5. Inconsistent

6. $x = 2, y = 3$ or $(2, 3)$ 7. $y = -\frac{2}{5}x + 2$, where x is any real number, or $\left\{(x, y) \mid y = -\frac{2}{5}x + 2, x \text{ is any real number}\right\}$

8. $x = -1, y = 2, z = -3$ or $(-1, 2, -3)$

9. $x = \frac{7}{4}z + \frac{39}{4}, y = \frac{9}{8}z + \frac{69}{8}$, where z is any real number, or $\left\{(x, y, z) \mid x = \frac{7}{4}z + \frac{39}{4}, y = \frac{9}{8}z + \frac{69}{8}, z \text{ is any real number}\right\}$ 10. Inconsistent

11. $\begin{cases} 3x + 2y = 8 \\ x + 4y = -1 \end{cases}$ 12. $\begin{cases} x + 2y + 5z = -2 \\ 5x - 3z = 8 \\ 2x - y = 0 \end{cases}$ 13. $\begin{bmatrix} 4 & -4 \\ 3 & 9 \\ 4 & 4 \end{bmatrix}$ 14. $\begin{bmatrix} 6 & 0 \\ 12 & 24 \\ -6 & 12 \end{bmatrix}$ 15. $\begin{bmatrix} 4 & -3 & 0 \\ 12 & -2 & -8 \\ -2 & 5 & -4 \end{bmatrix}$ 16. $\begin{bmatrix} 9 & -31 \\ -6 & -3 \end{bmatrix}$

17. $\begin{bmatrix} \frac{1}{2} & -1 \\ -\frac{1}{6} & \frac{2}{3} \end{bmatrix}$ 18. $\begin{bmatrix} -\frac{5}{7} & \frac{9}{7} & \frac{3}{7} \\ \frac{1}{7} & \frac{1}{7} & -\frac{2}{7} \\ \frac{3}{7} & -\frac{4}{7} & \frac{1}{7} \end{bmatrix}$ 19. Singular 20. $x = \frac{2}{5}, y = \frac{1}{10}$ or $\left(\frac{2}{5}, \frac{1}{10}\right)$ 21. $x = 9, y = \frac{13}{3}, z = \frac{13}{3}$ or $\left(9, \frac{13}{3}, \frac{13}{3}\right)$

22. Inconsistent 23. $x = -\frac{1}{2}, y = -\frac{2}{3}, z = -\frac{3}{4}$, or $\left(-\frac{1}{2}, -\frac{2}{3}, -\frac{3}{4}\right)$

24. $z = -1, x = y + 1$, where y is any real number, or $\{(x, y, z) \mid x = y + 1, z = -1, y \text{ is any real number}\}$

25. $x = 4, y = 2, z = 3, t = -2$ or $(4, 2, 3, -2)$ 26. 5 27. 108 28. -100 29. $x = 2, y = -1$ or $(2, -1)$ 30. $x = 2, y = 3$ or $(2, 3)$

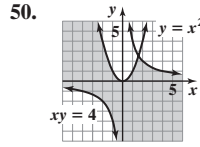
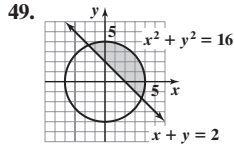
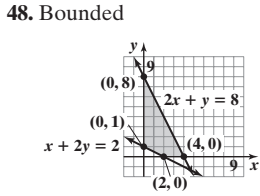
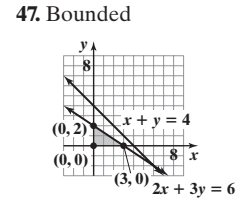
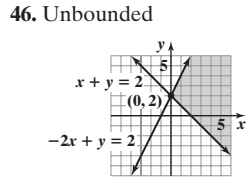
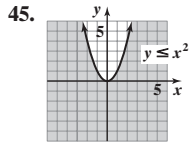
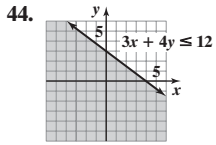
31. $x = -1, y = 2, z = -3$ or $(-1, 2, -3)$ 32. 16 33. -8 34. $\frac{-\frac{3}{2}}{x-1} + \frac{\frac{3}{2}}{x-4}$ 35. $\frac{-3}{x-1} + \frac{3}{x} + \frac{4}{x^2}$ 36. $\frac{-\frac{1}{10}}{x+1} + \frac{\frac{1}{10}x + \frac{9}{10}}{x^2 + 9}$

37. $\frac{x}{x^2 + 4} + \frac{-4x}{(x^2 + 4)^2}$ 38. $\frac{1}{x^2 + 1} + \frac{1}{x-1} + \frac{-\frac{1}{4}}{x+1}$ 39. $x = -\frac{2}{5}, y = -\frac{11}{5}; x = -2, y = 1$ or $\left(-\frac{2}{5}, -\frac{11}{5}\right), (-2, 1)$

40. $x = 2\sqrt{2}, y = \sqrt{2}; x = -2\sqrt{2}, y = -\sqrt{2}$ or $(2\sqrt{2}, \sqrt{2}), (-2\sqrt{2}, -\sqrt{2})$

41. $x = 0, y = 0; x = -3, y = 3; x = 3, y = 3$ or $(0, 0), (-3, 3), (3, 3)$

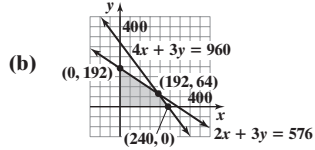
42. $x = \sqrt{2}, y = -\sqrt{2}; x = -\sqrt{2}, y = \sqrt{2}; x = \frac{4}{3}\sqrt{2}, y = -\frac{2}{3}\sqrt{2}; x = -\frac{4}{3}\sqrt{2}, y = \frac{2}{3}\sqrt{2}$ or $(\sqrt{2}, -\sqrt{2}), (-\sqrt{2}, \sqrt{2}), \left(\frac{4}{3}\sqrt{2}, -\frac{2}{3}\sqrt{2}\right), \left(-\frac{4}{3}\sqrt{2}, \frac{2}{3}\sqrt{2}\right)$ 43. $x = 1, y = -1$ or $(1, -1)$



51. The maximum value is 32 when $x = 0$ and $y = 8$. 52. The minimum value is 3 when $x = 1$ and $y = 0$. 53. 10 54. A is any real number, $A \neq 10$.

55. $y = -\frac{1}{3}x^2 - \frac{2}{3}x + 1$ 56. Mix 70 lb of \$6.00 coffee and 30 lb of \$9.00 coffee. 57. Buy 1 small, 5 medium, and 2 large.

58. (a)
$$\begin{cases} x \geq 0 \\ y \geq 0 \\ 4x + 3y \leq 960 \\ 2x + 3y \leq 576 \end{cases}$$



59. Speedboat: 36.67 km/h; Aguarico River: 3.33 km/h

60. Bruce: 4 h; Bryce: 2 h; Marty: 8 h

61. Produce 35 gasoline engines and 15 diesel engines; the factory is producing an excess of 15 gasoline engines and 0 diesel engines.

Chapter Test (page 812)

1. $x = 3, y = -1$ or $(3, -1)$ 2. Inconsistent

3. $x = -z + \frac{18}{7}, y = z - \frac{17}{7}$, where z is any real number, or $\left\{ (x, y, z) \mid x = -z + \frac{18}{7}, y = z - \frac{17}{7}, z \text{ is any real number} \right\}$

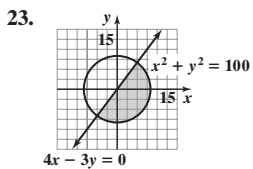
4. $x = \frac{1}{3}, y = -2, z = 0$ or $\left(\frac{1}{3}, -2, 0\right)$ 5. $\begin{bmatrix} 4 & -5 & 1 & 0 \\ -2 & -1 & 0 & -25 \\ 1 & 5 & -5 & 10 \end{bmatrix}$ 6. $\begin{cases} 3x + 2y + 4z = -6 \\ 1x + 0y + 8z = 2 \\ -2x + 1y + 3z = -11 \end{cases}$ or $\begin{cases} 3x + 2y + 4z = -6 \\ x + 8z = 2 \\ -2x + y + 3z = -11 \end{cases}$

7. $\begin{bmatrix} 6 & 4 \\ 1 & -11 \\ 5 & 12 \end{bmatrix}$ 8. $\begin{bmatrix} -11 & -19 \\ -3 & 5 \\ 6 & -22 \end{bmatrix}$ 9. $\begin{bmatrix} 4 & 10 & 26 \\ 1 & -11 & 2 \\ -1 & 26 & 3 \end{bmatrix}$ 10. $\begin{bmatrix} 16 & 17 \\ 3 & -10 \end{bmatrix}$ 11. $\begin{bmatrix} 2 & -1 \\ -\frac{5}{2} & \frac{3}{2} \end{bmatrix}$ 12. $\begin{bmatrix} 3 & 3 & -4 \\ -2 & -2 & 3 \\ -4 & -5 & 7 \end{bmatrix}$

13. $x = \frac{1}{2}, y = 3$ or $\left(\frac{1}{2}, 3\right)$ 14. $x = -\frac{1}{4}y + 7$, where y is any real number, or $\left\{ (x, y) \mid x = -\frac{1}{4}y + 7, y \text{ is any real number} \right\}$

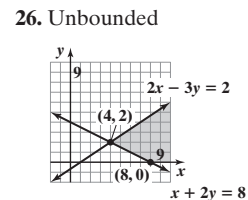
15. $x = 1, y = -2, z = 0$ or $(1, -2, 0)$ 16. Inconsistent 17. -29 18. -12

19. $x = -2, y = -5$ or $(-2, -5)$ 20. $x = 1, y = -1, z = 4$ or $(1, -1, 4)$ 21. $(1, -3)$ and $(1, 3)$ 22. $(3, 4)$ and $(1, 2)$



24. $\frac{3}{x+3} + \frac{-2}{(x+3)^2}$

25. $\frac{-\frac{1}{3}}{x} + \frac{\frac{1}{3}x}{(x^2+3)} + \frac{5x}{(x^2+3)^2}$

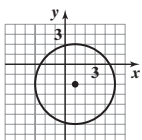


27. The maximum value of z is 64, and it occurs at the point $(0, 8)$. 28. Jeans cost \$24.50, camisoles cost \$8.50, and T-shirts cost \$6.00.

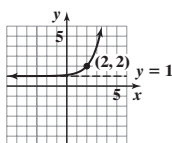
Cumulative Review (page 813)

1. $\left\{0, \frac{1}{2}\right\}$ 2. $\{5\}$ 3. $\left\{-1, -\frac{1}{2}, 3\right\}$ 4. $\{-2\}$ 5. $\left\{\frac{5}{2}\right\}$ 6. $\left\{\frac{1}{\ln 3}\right\}$ 7. Odd; symmetric with respect to the origin

8. Center: $(1, -2)$; radius = 4



9. Domain: all real numbers
Range: $\{y \mid y > 1\}$
Horizontal asymptote: $y = 1$



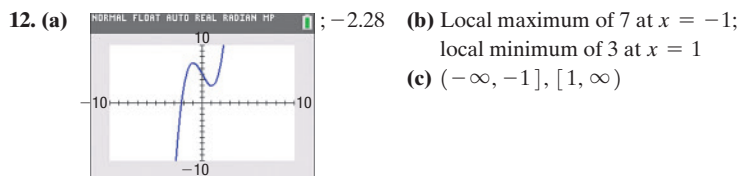
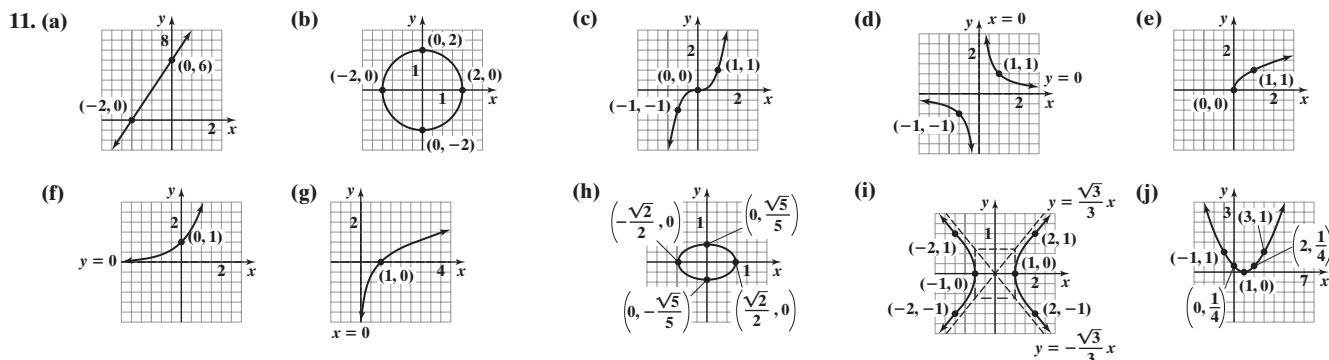
10. $f^{-1}(x) = \frac{5}{x} - 2$

Domain of f : $\{x \mid x \neq -2\}$

Range of f : $\{y \mid y \neq 0\}$

Domain of f^{-1} : $\{x \mid x \neq 0\}$

Range of f^{-1} : $\{y \mid y \neq -2\}$



CHAPTER 12 Sequences; Induction; the Binomial Theorem

12.1 Assess Your Understanding (page 822)

3. sequence 4. True 5. True 6. b 7. summation 8. b 9. 3,628,800 11. 504 13. 190,080 15. $s_1 = 1, s_2 = 2, s_3 = 3, s_4 = 4, s_5 = 5$
17. $a_1 = \frac{1}{3}, a_2 = \frac{1}{2}, a_3 = \frac{3}{5}, a_4 = \frac{2}{3}, a_5 = \frac{5}{7}$ 19. $c_1 = 1, c_2 = -4, c_3 = 9, c_4 = -16, c_5 = 25$ 21. $s_1 = \frac{3}{5}, s_2 = \frac{9}{7}, s_3 = \frac{27}{11}, s_4 = \frac{81}{19}, s_5 = \frac{243}{35}$
23. $t_1 = -\frac{1}{6}, t_2 = \frac{1}{12}, t_3 = -\frac{1}{20}, t_4 = \frac{1}{30}, t_5 = -\frac{1}{42}$ 25. $b_1 = \frac{1}{e}, b_2 = \frac{2}{e^2}, b_3 = \frac{3}{e^3}, b_4 = \frac{4}{e^4}, b_5 = \frac{5}{e^5}$ 27. $a_n = \frac{n}{n+1}$ 29. $a_n = \frac{1}{2^{n-1}}$
31. $a_n = (-1)^{n+1}$ 33. $a_n = (-1)^{n+1}n$ 35. $a_1 = 2, a_2 = 5, a_3 = 8, a_4 = 11, a_5 = 14$ 37. $a_1 = -2, a_2 = 0, a_3 = 3, a_4 = 7, a_5 = 12$
39. $a_1 = 4, a_2 = 12, a_3 = 36, a_4 = 108, a_5 = 324$ 41. $a_1 = 3, a_2 = \frac{3}{2}, a_3 = \frac{1}{2}, a_4 = \frac{1}{8}, a_5 = \frac{1}{40}$ 43. $a_1 = 1, a_2 = 2, a_3 = 2, a_4 = 4, a_5 = 8$
45. $a_1 = A, a_2 = A + d, a_3 = A + 2d, a_4 = A + 3d, a_5 = A + 4d$
47. $a_1 = \sqrt{2}, a_2 = \sqrt{2 + \sqrt{2}}, a_3 = \sqrt{2 + \sqrt{2 + \sqrt{2}}},$
 $a_4 = \sqrt{2 + \sqrt{2 + \sqrt{2 + \sqrt{2}}}},$
 $a_5 = \sqrt{2 + \sqrt{2 + \sqrt{2 + \sqrt{2 + \sqrt{2}}}}}$
49. $3 + 4 + \cdots + (n + 2)$ 51. $\frac{1}{2} + 2 + \frac{9}{2} + \cdots + \frac{n^2}{2}$ 53. $1 + \frac{1}{3} + \frac{1}{9} + \cdots + \frac{1}{3^n}$
55. $\frac{1}{3} + \frac{1}{9} + \cdots + \frac{1}{3^n}$ 57. $\ln 2 - \ln 3 + \ln 4 - \cdots + (-1)^n \ln n$ 59. $\sum_{k=1}^{20} k$
61. $\sum_{k=1}^{13} \frac{k}{k+1}$ 63. $\sum_{k=0}^6 (-1)^k \left(\frac{1}{3^k}\right)$ 65. $\sum_{k=1}^n \frac{3^k}{k}$ 67. $\sum_{k=0}^n (a + kd)$ or $\sum_{k=1}^{n+1} [a + (k-1)d]$ 69. 200 71. 820 73. 1110 75. 1560 77. 3570
79. 44,000 81. \$2930 83. \$18,058.03 85. 21 pairs 87. Fibonacci sequence 89. (a) 3.630170833 (b) 3.669060828 (c) 3.669296668 (d) 12
91. (a) $a_1 = 0.4; a_2 = 0.7; a_3 = 1; a_4 = 1.6; a_5 = 2.8; a_6 = 5.2; a_7 = 10; a_8 = 19.6$
(b) Except for term 5, which has no match, Bode's formula provides excellent approximations for the mean distances of the planets from the sun.
(c) The mean distance of Ceres from the sun is approximated by $a_5 = 2.8$, and that of Uranus is $a_8 = 19.6$.
(d) $a_9 = 38.8; a_{10} = 77.2$ (e) Pluto's distance is approximated by a_9 , but no term approximates Neptune's mean distance from the sun.
(f) According to Bode's Law, the mean orbital distance of Eris will be 154 AU from the sun.
93. (a) $a_n = 0.95^n \cdot I_0$ (b) 77 95. $a_0 = 2; a_5 = 2.236067977; 2.236067977$ 97. $a_0 = 4; a_5 = 4.582575695; 4.582575695$
99. 1, 3, 6, 10, 15, 21, 28 101. $u_n = 1 + 2 + 3 + \cdots + n = \sum_{k=1}^n k = \frac{n(n+1)}{2}$, and from Problem 100, $u_{n+1} = \frac{(n+1)(n+2)}{2}$.
- $$u_{n+1} + u_n = \frac{(n+1)(n+2)}{2} + \frac{n(n+1)}{2} = \frac{(n+1)[(n+2) + n]}{2} = (n+1)^2$$
105. \$2654.39 106. $\sqrt{2}(\cos 225^\circ + i \sin 225^\circ)$ 107. 0 108. $(y-4)^2 = 16(x+3)$ 109. $y = 0$
110. $A = 23^\circ, B = 42^\circ, C = 115^\circ$ 111. $\frac{2\sqrt{10}}{5}$ 112. $-2, \frac{2}{5}$ 113. $-2, 6$

12.2 Assess Your Understanding (page 830)

1. arithmetic 2. F 3. 17 4. T 5. d 6. c 7. $s_n - s_{n-1} = (n + 4) - [(n - 1) + 4] = n + 4 - (n + 3) = n + 4 - n - 3 = 1$, a constant;
 $d = 1; s_1 = 5, s_2 = 6, s_3 = 7, s_4 = 8$

9. $a_n - a_{n-1} = (2n - 5) - [2(n - 1) - 5] = 2n - 5 - (2n - 2 - 5) = 2n - 5 - (2n - 7) = 2n - 5 - 2n + 7 = 2$, a constant;
 $d = 2; a_1 = -3, a_2 = -1, a_3 = 1, a_4 = 3$

11. $c_n - c_{n-1} = (6 - 2n) - [6 - 2(n - 1)] = 6 - 2n - (6 - 2n + 2) = 6 - 2n - (8 - 2n) = 6 - 2n - 8 + 2n = -2$, a constant;
 $d = -2; c_1 = 4, c_2 = 2, c_3 = 0, c_4 = -2$

13. $t_n - t_{n-1} = \left(\frac{1}{2} - \frac{1}{3}n\right) - \left[\frac{1}{2} - \frac{1}{3}(n - 1)\right] = \frac{1}{2} - \frac{1}{3}n - \left(\frac{1}{2} - \frac{1}{3}n + \frac{1}{3}\right) = \frac{1}{2} - \frac{1}{3}n - \left(\frac{5}{6} - \frac{1}{3}n\right) = \frac{1}{2} - \frac{1}{3}n - \frac{5}{6} + \frac{1}{3}n = -\frac{1}{3}$, a constant;
 $d = -\frac{1}{3}; t_1 = \frac{1}{6}, t_2 = -\frac{1}{6}, t_3 = -\frac{2}{6}, t_4 = -\frac{5}{6}$

15. $s_n - s_{n-1} = \ln 3^n - \ln 3^{n-1} = n \ln 3 - (n - 1) \ln 3 = n \ln 3 - (n \ln 3 - \ln 3) = n \ln 3 - n \ln 3 + \ln 3 = \ln 3$, a constant;
 $d = \ln 3; s_1 = \ln 3, s_2 = 2 \ln 3, s_3 = 3 \ln 3, s_4 = 4 \ln 3$

17. $a_n = 3n - 1; a_{51} = 152$ 19. $a_n = 15 - 7n; a_{51} = -342$ 21. $a_n = \frac{1}{2}(n - 1); a_{51} = 25$ 23. $a_n = \sqrt{2}n; a_{51} = 51\sqrt{2}$ 25. 200 27. -531 29. $\frac{83}{2}$

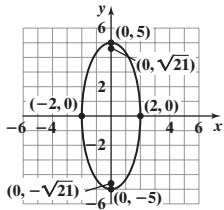
31. $a_1 = -13; d = 3; a_n = a_{n-1} + 3; a_n = -16 + 3n$ 33. $a_1 = -53; d = 6; a_n = a_{n-1} + 6; a_n = -59 + 6n$

35. $a_1 = 28; d = -2; a_n = a_{n-1} - 2; a_n = 30 - 2n$ 37. $a_1 = 25; d = -2; a_n = a_{n-1} - 2; a_n = 27 - 2n$ 39. n^2 41. $\frac{n}{2}(9 + 5n)$ 43. 1260

45. 195 47. -9312 49. 10,036 51. 12,240 53. -1925 55. 15,960 57. $-\frac{3}{2}$ 59. 24 terms 61. 1185 seats 63. 2160 seats 65. 8 yr

67. 210 beige and 190 blue 69. $\{T_n\} = \{-5.5n + 67\}; T_5 = 39.5^\circ\text{F}$ 71. 14 75. 16.42% 76. $\mathbf{v} = 4\mathbf{i} - 6\mathbf{j}$

77. Ellipse: Center: (0, 0); Vertices: (0, -5), (0, 5);
 Foci: (0, $-\sqrt{21}$), (0, $\sqrt{21}$),



78. $\begin{bmatrix} \frac{1}{2} & 0 \\ 3 & -1 \end{bmatrix}$ 79. $\frac{1}{x-1} - \frac{x-1}{x^2+x+1}$ 80. $\frac{\sqrt{2}}{2}$ 81. $[-3, 11]$

82. $0, \sqrt{1 + \sqrt{2}}, -\sqrt{1 + \sqrt{2}}$ 83. Hyperbola 84. $\left\{-\frac{17}{8}\right\}$

Historical Problems (page 840)

1. $1\frac{2}{3}$ loaves, $10\frac{5}{6}$ loaves, 20 loaves, $29\frac{1}{6}$ loaves, $38\frac{1}{3}$ loaves 2. (a) 1 person (b) 2401 kittens (c) 2800

12.3 Assess Your Understanding (page 841)

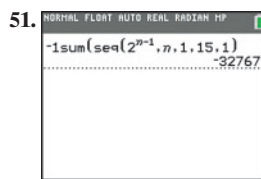
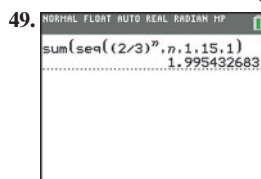
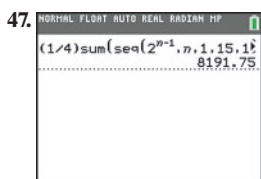
3. Geometric 4. $\frac{a}{1-r}$ 5. b 6. T 7. F 8. T 9. $r = 4; s_1 = 4, s_2 = 16, s_3 = 64, s_4 = 256$

11. $r = \frac{1}{2}; a_1 = -\frac{3}{2}, a_2 = -\frac{3}{4}, a_3 = -\frac{3}{8}, a_4 = -\frac{3}{16}$ 13. $r = 2; c_1 = \frac{1}{4}, c_2 = \frac{1}{2}, c_3 = 1, c_4 = 2$ 15. $r = 7^{1/4}; e_1 = 7^{1/4}, e_2 = 7^{1/2}, e_3 = 7^{3/4}, e_4 = 7$

17. $r = \frac{3}{2}; t_1 = \frac{1}{2}, t_2 = \frac{3}{4}, t_3 = \frac{9}{8}, t_4 = \frac{27}{16}$ 19. $a_5 = 162; a_n = 2 \cdot 3^{n-1}$ 21. $a_5 = 5; a_n = 5 \cdot (-1)^{n-1}$ 23. $a_5 = 0; a_n = 0$

25. $a_5 = 9\sqrt{3}; a_n = (\sqrt{3})^n$ 27. $a_7 = \frac{1}{64}$ 29. $a_9 = 1$ 31. $a_8 = 0.00000004$ 33. $a_n = 6 \cdot 3^{n-1}$ or $a_n = 2 \cdot 3^n$ 35. $a_n = -3 \cdot \left(-\frac{1}{3}\right)^{n-1} = \left(-\frac{1}{3}\right)^{n-2}$

37. $a_n = -(-3)^{n-1}$ 39. $a_n = \frac{7}{15} \cdot 15^{n-1} = 7 \cdot 15^{n-2}$ 41. $-\frac{1}{4}(1 - 2^n)$ 43. $2\left[1 - \left(\frac{2}{3}\right)^n\right]$ 45. $1 - 2^n$



53. Converges; $\frac{3}{2}$ 55. Converges; 16 57. Converges; $\frac{8}{5}$ 59. Diverges 61. Converges; $\frac{20}{3}$ 63. Diverges 65. Converges; $\frac{18}{5}$ 67. Converges; 6

69. Arithmetic; $d = 1; 1375$ 71. Neither 73. Arithmetic; $d = -\frac{2}{3}; -700$ 75. Neither 77. Geometric; $r = \frac{2}{3}; 2\left[1 - \left(\frac{2}{3}\right)^{50}\right]$

79. Geometric; $r = -2; -\frac{1}{3}[1 - (-2)^{50}]$ 81. Geometric; $r = 3^{1/2}; -\frac{\sqrt{3}}{2}(1 + \sqrt{3})(1 - 3^{25})$ 83. -4 85. \$47,271.37

87. (a) 0.775 ft (b) 8th (c) 15.88 ft (d) 20 ft 89. \$149,035.94 91. \$68,059.40 93. \$348.60 95. 1.845×10^{19} 97. 10 99. \$72.67 per share

101. December 20; \$9999.92 103. 18 105. Option A results in a higher salary in 5 years (\$50,499 versus \$49,522); option B results in a higher 5-year total (\$225,484 versus \$233,602). 107. Option 2 results in the most: \$16,038,304; option 1 results in the least: \$14,700,000.

109. Yes. A constant sequence is both arithmetic and geometric. For example, 3, 3, 3, ... is an arithmetic sequence with $a_1 = 3$ and $d = 0$ and is a geometric sequence with $a = 3$ and $r = 1$. 113. 2.121 114. $\frac{8}{17}\mathbf{i} - \frac{15}{17}\mathbf{j}$ 115. $\frac{x^2}{4} - \frac{y^2}{12} = 1$ 116. 54 117. 7.3 feet 118. $f(x) = -\frac{1}{8}(x + 2)(x - 1)(x - 4)^2$

119. $-16t - 13$ 120. $y = \sqrt{x - 5}$ 121. $g(x) = 7\sqrt{x + 5}$ 122. $(x - 5)(x + 5)(x - 2)(x + 2)$

12.4 Assess Your Understanding (page 847)

1. (I) $n = 1: 2 \cdot 1 = 2$ and $1(1 + 1) = 2$

(II) If $2 + 4 + 6 + \cdots + 2k = k(k + 1)$, then $2 + 4 + 6 + \cdots + 2k + 2(k + 1) = (2 + 4 + 6 + \cdots + 2k) + 2(k + 1) = k(k + 1) + 2(k + 1) = k^2 + 3k + 2 = (k + 1)(k + 2) = (k + 1)[(k + 1) + 1]$.

3. (I) $n = 1: 1 + 2 = 3$ and $\frac{1}{2} \cdot 1 \cdot (1 + 5) = \frac{1}{2} \cdot 6 = 3$

(II) If $3 + 4 + 5 + \cdots + (k + 2) = \frac{1}{2}k(k + 5)$, then $3 + 4 + 5 + \cdots + (k + 2) + [(k + 1) + 2] = [3 + 4 + 5 + \cdots + (k + 2)] + (k + 3) = \frac{1}{2}k(k + 5) + k + 3 = \frac{1}{2}(k^2 + 7k + 6) = \frac{1}{2}(k + 1)(k + 6) = \frac{1}{2}(k + 1)[(k + 1) + 5]$.

5. (I) $n = 1: 3(1) - 1 = 2$ and $\frac{1}{2} \cdot 1 \cdot [3 \cdot 1 + 1] = \frac{1}{2} \cdot 4 = 2$

(II) If $2 + 5 + 8 + \cdots + (3k - 1) = \frac{1}{2}k(3k + 1)$, then $2 + 5 + 8 + \cdots + (3k - 1) + [3(k + 1) - 1] = [2 + 5 + 8 + \cdots + (3k - 1)] + (3k + 2) = \frac{1}{2}k(3k + 1) + (3k + 2) = \frac{1}{2}(3k^2 + 7k + 4) = \frac{1}{2}(k + 1)(3k + 4) = \frac{1}{2}(k + 1)[3(k + 1) + 1]$.

7. (I) $n = 1: 2^{1-1} = 1$ and $2^1 - 1 = 1$

(II) If $1 + 2 + 2^2 + \cdots + 2^{k-1} = 2^k - 1$, then $1 + 2 + 2^2 + \cdots + 2^{k-1} + 2^{(k+1)-1} = (1 + 2 + 2^2 + \cdots + 2^{k-1}) + 2^k = 2^k - 1 + 2^k = 2 \cdot 2^k - 1 = 2^{k+1} - 1$.

9. (I) $n = 1: 4^{1-1} = 1$ and $\frac{1}{3}(4^1 - 1) = \frac{1}{3} \cdot 3 = 1$

(II) If $1 + 4 + 4^2 + \cdots + 4^{k-1} = \frac{1}{3}(4^k - 1)$, then $1 + 4 + 4^2 + \cdots + 4^{k-1} + 4^{(k+1)-1} = (1 + 4 + 4^2 + \cdots + 4^{k-1}) + 4^k = \frac{1}{3}(4^k - 1) + 4^k = \frac{1}{3}[4^k - 1 + 3 \cdot 4^k] = \frac{1}{3}[4 \cdot 4^k - 1] = \frac{1}{3}(4^{k+1} - 1)$.

11. (I) $n = 1: \frac{1}{1 \cdot 2} = \frac{1}{2}$ and $\frac{1}{1 + 1} = \frac{1}{2}$

(II) If $\frac{1}{1 \cdot 2} + \frac{1}{2 \cdot 3} + \frac{1}{3 \cdot 4} + \cdots + \frac{1}{k(k + 1)} = \frac{k}{k + 1}$, then $\frac{1}{1 \cdot 2} + \frac{1}{2 \cdot 3} + \frac{1}{3 \cdot 4} + \cdots + \frac{1}{k(k + 1)} + \frac{1}{(k + 1)[(k + 1) + 1]} = \left[\frac{1}{1 \cdot 2} + \frac{1}{2 \cdot 3} + \frac{1}{3 \cdot 4} + \cdots + \frac{1}{k(k + 1)} \right] + \frac{1}{(k + 1)(k + 2)} = \frac{k}{k + 1} + \frac{1}{(k + 1)(k + 2)} = \frac{k(k + 2) + 1}{(k + 1)(k + 2)} = \frac{k^2 + 2k + 1}{(k + 1)(k + 2)} = \frac{(k + 1)^2}{(k + 1)(k + 2)} = \frac{k + 1}{k + 2} = \frac{k + 1}{(k + 1) + 1}$.

13. (I) $n = 1: 1^2 = 1$ and $\frac{1}{6} \cdot 1 \cdot 2 \cdot 3 = 1$

(II) If $1^2 + 2^2 + 3^2 + \cdots + k^2 = \frac{1}{6}k(k + 1)(2k + 1)$, then $1^2 + 2^2 + 3^2 + \cdots + k^2 + (k + 1)^2 = (1^2 + 2^2 + 3^2 + \cdots + k^2) + (k + 1)^2 = \frac{1}{6}k(k + 1)(2k + 1) + (k + 1)^2 = \frac{1}{6}(2k^3 + 9k^2 + 13k + 6) = \frac{1}{6}(k + 1)(k + 2)(2k + 3) = \frac{1}{6}(k + 1)[(k + 1) + 1][2(k + 1) + 1]$.

15. (I) $n = 1: 5 - 1 = 4$ and $\frac{1}{2} \cdot 1 \cdot (9 - 1) = \frac{1}{2} \cdot 8 = 4$

(II) If $4 + 3 + 2 + \cdots + (5 - k) = \frac{1}{2}k(9 - k)$, then $4 + 3 + 2 + \cdots + (5 - k) + [5 - (k + 1)] = [4 + 3 + 2 + \cdots + (5 - k)] + 4 - k = \frac{1}{2}k(9 - k) + 4 - k = \frac{1}{2}(9k - k^2 + 8 - 2k) = \frac{1}{2}(-k^2 + 7k + 8) = \frac{1}{2}(k + 1)(8 - k) = \frac{1}{2}(k + 1)[9 - (k + 1)]$.

17. (I) $n = 1: 1 \cdot (1 + 1) = 2$ and $\frac{1}{3} \cdot 1 \cdot 2 \cdot 3 = 2$

(II) If $1 \cdot 2 + 2 \cdot 3 + 3 \cdot 4 + \cdots + k(k + 1) = \frac{1}{3}k(k + 1)(k + 2)$, then $1 \cdot 2 + 2 \cdot 3 + 3 \cdot 4 + \cdots + k(k + 1) + (k + 1)[(k + 1) + 1] = [1 \cdot 2 + 2 \cdot 3 + 3 \cdot 4 + \cdots + k(k + 1)] + (k + 1)(k + 2) = \frac{1}{3}k(k + 1)(k + 2) + \frac{1}{3} \cdot 3(k + 1)(k + 2) = \frac{1}{3}(k + 1)(k + 2)(k + 3) = \frac{1}{3}(k + 1)[(k + 1) + 1][(k + 1) + 2]$.

19. (I) $n = 1: 1^2 + 1 = 2$, which is divisible by 2.

(II) If $k^2 + k$ is divisible by 2, then $(k + 1)^2 + (k + 1) = k^2 + 2k + 1 + k + 1 = (k^2 + k) + 2k + 2$. Since $k^2 + k$ is divisible by 2 and $2k + 2$ is divisible by 2, $(k + 1)^2 + (k + 1)$ is divisible by 2.

21. (I) $n = 1: 1^2 - 1 + 2 = 2$, which is divisible by 2.

(II) If $k^2 - k + 2$ is divisible by 2, then $(k + 1)^2 - (k + 1) + 2 = k^2 + 2k + 1 - k - 1 + 2 = (k^2 - k + 2) + 2k$. Since $k^2 - k + 2$ is divisible by 2 and $2k$ is divisible by 2, $(k + 1)^2 - (k + 1) + 2$ is divisible by 2.

23. (I) $n = 1$: If $x > 1$, then $x^1 = x > 1$.

(II) Assume, for an arbitrary natural number k , that if $x > 1$ then $x^k > 1$. Multiply both sides of the inequality $x^k > 1$ by x . If $x > 1$, then $x^{k+1} > x > 1$.

25. (I) $n = 1$: $a - b$ is a factor of $a^1 - b^1 = a - b$.

(II) If $a - b$ is a factor of $a^k - b^k$, then $a^{k+1} - b^{k+1} = a(a^k - b^k) + b^k(a - b)$.

Since $a - b$ is a factor of $a^k - b^k$ and $a - b$ is a factor of $a - b$, then $a - b$ is a factor of $a^{k+1} - b^{k+1}$.

27. (a) $n = 1$: $(1 + a)^1 = 1 + a \geq 1 + 1 \cdot a$

(b) Assume that there is an integer k for which the inequality holds. So $(1 + a)^k \geq 1 + ka$. We need to show that $(1 + a)^{k+1} \geq 1 + (k + 1)a$.

$$(1 + a)^{k+1} = (1 + a)^k (1 + a) \geq (1 + ka)(1 + a) = 1 + ka^2 + a + ka = 1 + (k + 1)a + ka^2 \geq 1 + (k + 1)a.$$

29. If $2 + 4 + 6 + \dots + 2k = k^2 + k + 2$, then $2 + 4 + 6 + \dots + 2k + 2(k + 1) = (2 + 4 + 6 + \dots + 2k) + 2k + 2$

$$= k^2 + k + 2 + 2k + 2 = k^2 + 3k + 4 = (k^2 + 2k + 1) + (k + 1) + 2 = (k + 1)^2 + (k + 1) + 2.$$

But $2 \cdot 1 = 2$ and $1^2 + 1 + 2 = 4$. The fact is that $2 + 4 + 6 + \dots + 2n = n^2 + n$, not $n^2 + n + 2$ (Problem 1).

31. (I) $n = 1$: $[a + (1 - 1)d] = a$ and $1 \cdot a + d \frac{1 \cdot (1 - 1)}{2} = a$.

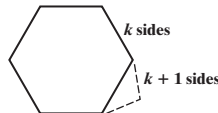
(II) If $a + (a + d) + (a + 2d) + \dots + [a + (k - 1)d] = ka + d \frac{k(k - 1)}{2}$, then

$$\begin{aligned} a + (a + d) + (a + 2d) + \dots + [a + (k - 1)d] + [a + ((k + 1) - 1)d] &= ka + d \frac{k(k - 1)}{2} + a + kd \\ &= (k + 1)a + d \frac{k(k - 1) + 2k}{2} = (k + 1)a + d \frac{(k + 1)(k)}{2} = (k + 1)a + d \frac{(k + 1)[(k + 1) - 1]}{2}. \end{aligned}$$

33. (I) $n = 3$: The sum of the angles of a triangle is $(3 - 2) \cdot 180^\circ = 180^\circ$.

(II) Assume that for some $k \geq 3$, the sum of the angles of a convex polygon of k sides is $(k - 2) \cdot 180^\circ$. A convex polygon of $k + 1$ sides consists of a convex polygon of k sides plus a triangle (see the figure). The sum of the angles is

$$(k - 2) \cdot 180^\circ + 180^\circ = (k - 1) \cdot 180^\circ = [(k + 1) - 2] \cdot 180^\circ.$$



35. (a) 7; 15 (b) $c_n = 2^n - 1$ (c) (I) $n = 1$: one fold results in 1 crease and $c_1 = 2^1 - 1 = 1$.

(II) If $c_k = 2^k - 1$, then $c_{k+1} = 2c_k + 1 = 2(2^k - 1) + 1 = 2^{k+1} - 2 + 1 = 2^{k+1} - 1$

(d) Each fold doubles the thickness so the stack thickness will be $2^{25} \cdot 0.02 \text{ mm} = 671,088.64 \text{ mm}$ (or about 671 meters).

37. {251} 38. $x = \frac{1}{2}, y = -3; (\frac{1}{2}, -3)$ 39. Left: 448.3 kg; right: 366.0 kg 40. $\begin{bmatrix} 7 & -3 \\ -7 & 8 \end{bmatrix}$ 41. $\frac{2}{x+2} + \frac{1}{x-1}$ 42. 61.4°

43. $\left\{ \frac{\ln 4 + 7}{3} \approx 2.795 \right\}$ 44. $\frac{\sqrt{39}}{13}$ 45. $x = 1$

12.5 Assess Your Understanding (page 854)

1. Pascal triangle 2. 1; n 3. F 4. Binomial Theorem 5. 10 7. 21 9. 50 11. 1 13. $\approx 1.8664 \times 10^{15}$ 15. $\approx 1.4834 \times 10^{13}$
 17. $x^5 + 5x^4 + 10x^3 + 10x^2 + 5x + 1$ 19. $x^6 - 12x^5 + 60x^4 - 160x^3 + 240x^2 - 192x + 64$ 21. $81x^4 + 108x^3 + 54x^2 + 12x + 1$
 23. $x^{10} + 5x^8y^2 + 10x^6y^4 + 10x^4y^6 + 5x^2y^8 + y^{10}$ 25. $x^3 + 6\sqrt{2}x^{5/2} + 30x^2 + 40\sqrt{2}x^{3/2} + 60x + 24\sqrt{2}x^{1/2} + 8$
 27. $a^5x^5 + 5a^4bx^4y + 10a^3b^2x^3y^2 + 10a^2b^3x^2y^3 + 5ab^4xy^4 + b^5y^5$ 29. 17,010 31. -101,376 33. 41,472 35. $2835x^3$ 37. $314,928x^7$
 39. 495 41. 3360 43. 1.00501

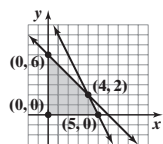
45. $\binom{n}{n-1} = \frac{n!}{(n-1)! [n - (n-1)]!} = \frac{n!}{(n-1)! 1!} = \frac{n \cdot (n-1)!}{(n-1)!} = n; \binom{n}{n} = \frac{n!}{n! (n-n)!} = \frac{n!}{n! 0!} = \frac{n!}{n!} = 1$

47. $2^n = (1 + 1)^n = \binom{n}{0} 1^n + \binom{n}{1} (1)^{n-1} (1) + \dots + \binom{n}{n} 1^n = \binom{n}{0} + \binom{n}{1} + \dots + \binom{n}{n}$ 49. 1 51. 165

53. $\left\{ \frac{\ln 5}{\ln 6 - \ln 5} \right\} \approx \{8.827\}$ 54. (a) 0 (b) 90° (c) Orthogonal 55. $x = 1, y = 3, z = -2; (1, 3, -2)$

56. Bounded

57. $g(f(x)) = \sqrt{x^2 - 4}$; Domain: $(-\infty, -2] \cup [2, \infty)$ 58. $C = -46$



59. $\sin^2 \theta + \sin^2 \theta \tan^2 \theta = \sin^2 \theta (1 + \tan^2 \theta) = \sin^2 \theta \sec^2 \theta = \sin^2 \theta \cdot \frac{1}{\cos^2 \theta} = \tan^2 \theta$ 60. $\frac{1 - 8x^3}{3x^{2/3}(x^3 + 1)^2}$ 61. $x = 3, x = -1$ 62. $f(-2) = 5; (-2, 5)$

Review Exercises (page 857)

1. $a_1 = -\frac{4}{3}, a_2 = \frac{5}{4}, a_3 = -\frac{6}{5}, a_4 = \frac{7}{6}, a_5 = -\frac{8}{7}$ 2. $c_1 = 2, c_2 = 1, c_3 = \frac{8}{9}, c_4 = 1, c_5 = \frac{32}{25}$ 3. $a_1 = 3, a_2 = 2, a_3 = \frac{4}{3}, a_4 = \frac{8}{9}, a_5 = \frac{16}{27}$
 4. $a_1 = 2, a_2 = 0, a_3 = 2, a_4 = 0, a_5 = 2$ 5. $6 + 10 + 14 + 18 = 48$ 6. $\sum_{k=1}^{13} (-1)^{k+1} \frac{1}{k}$ 7. Arithmetic; $d = 1; S_n = \frac{n}{2}(n + 1)$ 8. Neither
 9. Geometric; $r = 8; S_n = \frac{8}{7}(8^n - 1)$ 10. Arithmetic; $d = 4; S_n = 2n(n - 1)$ 11. Geometric; $r = \frac{1}{2}; S_n = 6 \left[1 - \left(\frac{1}{2} \right)^n \right]$ 12. Neither

13. 9515 14. -1320 15. $\frac{1093}{2187} \approx 0.49977$ 16. 682 17. 35 18. $\frac{1}{10^{10}}$ 19. $9\sqrt{2}$ 20. $\{a_n\} = \{5n - 4\}$ 21. $\{a_n\} = \{n - 10\}$ 22. Converges; $\frac{9}{2}$
 23. Converges; $\frac{4}{3}$ 24. Diverges 25. Converges; 8

26. (I) $n = 1: 3 \cdot 1 = 3$ and $\frac{3 \cdot 1}{2}(1 + 1) = 3$

(II) If $3 + 6 + 9 + \cdots + 3k = \frac{3k}{2}(k + 1)$, then $3 + 6 + 9 + \cdots + 3k + 3(k + 1) = (3 + 6 + 9 + \cdots + 3k) + (3k + 3)$
 $= \frac{3k}{2}(k + 1) + (3k + 3) = \frac{3k^2}{2} + \frac{3k}{2} + \frac{6k}{2} + \frac{6}{2} = \frac{3}{2}(k^2 + 3k + 2) = \frac{3}{2}(k + 1)(k + 2) = \frac{3(k + 1)}{2}[(k + 1) + 1]$.

27. (I) $n = 1: 2 \cdot 3^{1-1} = 2$ and $3^1 - 1 = 2$

(II) If $2 + 6 + 18 + \cdots + 2 \cdot 3^{k-1} = 3^k - 1$, then $2 + 6 + 18 + \cdots + 2 \cdot 3^{k-1} + 2 \cdot 3^{(k+1)-1} = (2 + 6 + 18 + \cdots + 2 \cdot 3^{k-1}) + 2 \cdot 3^k$
 $= 3^k - 1 + 2 \cdot 3^k = 3 \cdot 3^k - 1 = 3^{k+1} - 1$.

28. (I) $n = 1: (3 \cdot 1 - 2)^2 = 1$ and $\frac{1}{2} \cdot 1 \cdot [6 \cdot 1^2 - 3 \cdot 1 - 1] = 1$

(II) If $1^2 + 4^2 + 7^2 + \cdots + (3k - 2)^2 = \frac{1}{2}k(6k^2 - 3k - 1)$, then

$$1^2 + 4^2 + 7^2 + \cdots + (3k - 2)^2 + [3(k + 1) - 2]^2$$

$$= [1^2 + 4^2 + 7^2 + \cdots + (3k - 2)^2] + (3k + 1)^2 = \frac{1}{2}k(6k^2 - 3k - 1) + (3k + 1)^2 = \frac{1}{2}(6k^3 - 3k^2 - k) + (9k^2 + 6k + 1)$$

$$= \frac{1}{2}(6k^3 + 15k^2 + 11k + 2) = \frac{1}{2}(k + 1)(6k^2 + 9k + 2) = \frac{1}{2}(k + 1)[6(k + 1)^2 - 3(k + 1) - 1].$$

29. 10 30. $x^5 + 10x^4 + 40x^3 + 80x^2 + 80x + 32$ 31. $81x^4 - 432x^3 + 864x^2 - 768x + 256$ 32. 144 33. 84

34. (a) 8 bricks (b) 1100 bricks 35. 360 36. (a) $20\left(\frac{3}{4}\right)^3 = \frac{135}{16}$ ft (b) $20\left(\frac{3}{4}\right)^n$ ft (c) 13 times (d) 140 ft 37. \$171,647.33 38. \$58,492.93

Chapter Test (page 858)

1. 0, $\frac{3}{10}$, $\frac{8}{11}$, $\frac{5}{4}$, $\frac{24}{13}$ 2. 4, 14, 44, 134, 404 3. $2 - \frac{3}{4} + \frac{4}{9} = \frac{61}{36}$ 4. $-\frac{1}{3} - \frac{14}{9} - \frac{73}{27} - \frac{308}{81} = -\frac{680}{81}$ 5. $\sum_{k=1}^{10} (-1)^k \left(\frac{k+1}{k+4}\right)$ 6. Neither

7. Geometric; $r = 4$; $S_n = \frac{2}{3}(1 - 4^n)$ 8. Arithmetic; $d = -8$; $S_n = n(2 - 4n)$ 9. Arithmetic; $d = -\frac{1}{2}$; $S_n = \frac{n}{4}(27 - n)$

10. Geometric; $r = \frac{2}{5}$; $S_n = \frac{125}{3} \left[1 - \left(\frac{2}{5}\right)^n\right]$ 11. Neither 12. Converges; $\frac{1024}{5}$ 13. $243m^5 + 810m^4 + 1080m^3 + 720m^2 + 240m + 32$

14. First we show that the statement holds for $n = 1$. $\left(1 + \frac{1}{1}\right) = 1 + 1 = 2$. The equality is true for $n = 1$, so Condition I holds. Next we assume

that $\left(1 + \frac{1}{1}\right)\left(1 + \frac{1}{2}\right)\left(1 + \frac{1}{3}\right) \cdots \left(1 + \frac{1}{k}\right) = k + 1$ is true for some k , and we determine whether the formula then holds for $k + 1$.

$$\left(1 + \frac{1}{1}\right)\left(1 + \frac{1}{2}\right)\left(1 + \frac{1}{3}\right) \cdots \left(1 + \frac{1}{k}\right)\left(1 + \frac{1}{k+1}\right) = \left[\left(1 + \frac{1}{1}\right)\left(1 + \frac{1}{2}\right)\left(1 + \frac{1}{3}\right) \cdots \left(1 + \frac{1}{k}\right)\right]\left(1 + \frac{1}{k+1}\right)$$

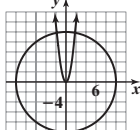
$$= (k + 1)\left(1 + \frac{1}{k+1}\right) = (k + 1) \cdot 1 + (k + 1) \cdot \frac{1}{k+1} = k + 1 + 1 = k + 2$$

Condition II also holds. So, the statement holds true for all natural numbers.

15. After 10 years, the car will be worth \$6103.11. 16. The weightlifter will have lifted a total of 8000 pounds after 5 sets.

Cumulative Review (page 858)

1. $\{-3, 3, -3i, 3i\}$ 2. (a)



(b) $\left\{\left(\sqrt{\frac{-1 + \sqrt{3601}}{18}}, \frac{-1 + \sqrt{3601}}{6}\right), \left(-\sqrt{\frac{-1 + \sqrt{3601}}{18}}, \frac{-1 + \sqrt{3601}}{6}\right)\right\}$

(c) The circle and the parabola intersect at

$$\left(\sqrt{\frac{-1 + \sqrt{3601}}{18}}, \frac{-1 + \sqrt{3601}}{6}\right), \left(-\sqrt{\frac{-1 + \sqrt{3601}}{18}}, \frac{-1 + \sqrt{3601}}{6}\right)$$

3. $\left\{\ln\left(\frac{5}{2}\right)\right\}$ 4. $y = 5x - 10$ 5. $(x + 1)^2 + (y - 2)^2 = 25$ 6. (a) 5 (b) 13 (c) $\frac{6x + 3}{2x - 1}$ (d) $\{x \mid x \neq \frac{1}{2}\}$ (e) $\frac{7x - 2}{x - 2}$ (f) $\{x \mid x \neq 2\}$

(g) $g^{-1}(x) = \frac{1}{2}(x - 1)$; all reals (h) $f^{-1}(x) = \frac{2x}{x - 3}$; $\{x \mid x \neq 3\}$ 7. $\frac{x^2}{7} + \frac{y^2}{16} = 1$ 8. $(x + 1)^2 = 4(y - 2)$

9. $r = 8 \sin \theta$; $x^2 + (y - 4)^2 = 16$ 10. $\left\{\frac{3\pi}{2}\right\}$ 11. $\frac{2\pi}{3}$ 12. (a) $-\frac{\sqrt{15}}{4}$ (b) $-\frac{\sqrt{15}}{15}$ (c) $-\frac{\sqrt{15}}{8}$ (d) $\frac{7}{8}$ (e) $\sqrt{\frac{1 + \frac{\sqrt{15}}{4}}{2}} = \frac{\sqrt{4 + \sqrt{15}}}{2\sqrt{2}}$

CHAPTER 13 Counting and Probability

13.1 Assess Your Understanding (page 865)

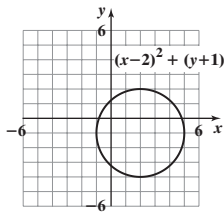
5. subset; \subseteq 6. finite 7. T 8. b

9. $\emptyset, \{a\}, \{b\}, \{c\}, \{d\}, \{a, b\}, \{a, c\}, \{a, d\}, \{b, c\}, \{b, d\}, \{c, d\}, \{a, b, c\}, \{b, c, d\}, \{a, c, d\}, \{a, b, d\}, \{a, b, c, d\}$

11. 25 13. 40 15. 25 17. 37 19. 18 21. 5 23. 15 different arrangements 25. 9000 numbers 27. 175; 125

29. (a) 15 (b) 15 (c) 15 (d) 25 (e) 40 31. (a) 14.2 million (b) 78.4 million 33. 480 portfolios

36.



37. $A \approx 41.4^\circ, B \approx 41.4^\circ, C \approx 97.2^\circ$ 38. 2, 5, -2 39. $\left\{\frac{1}{18}\right\}$ 40. $\{-6\sqrt{2}, 0, 6\sqrt{2}\}$

41. $x = 3, y = -2; x = 8, y = 3$ or $(3, -2), (8, 3)$ 42. $6x^3 - 31x^2 + 43x - 28$

43. Converges; 10 44. (a) $x = \frac{15}{8}$ (b) at $x = 2$ 45. $\frac{5}{x} - \frac{2}{x+1} + \frac{7}{(x+1)^2}$

13.2 Assess Your Understanding (page 873)

3. permutation 4. combination 5. $\frac{n!}{(n-r)!}$ 6. $\frac{n!}{(n-r)!r!}$ 7. 30 9. 24 11. 1 13. 1680 15. 28 17. 35 19. 1 21. 10,400,600

23. $\{abc, abd, abe, acb, acd, ace, adb, adc, ade, aeb, aec, aed, bac, bad, bae, bca, bcd, bce, bda, bdc, bde, bea, bec, bed, cab, cad, cae, cba, cbd, cbe, cda, cdb, cde, cea, ceb, ced, dab, dac, dae, dba, dbc, dbe, dca, dcb, dce, dea, deb, dec, eab, eac, ead, eba, ebc, ebd, eca, ecb, ecd, eda, edb, edc\}$; 60

25. $\{123, 124, 132, 134, 142, 143, 213, 214, 231, 234, 241, 243, 312, 314, 321, 324, 341, 342, 412, 413, 421, 423, 431, 432\}$; 24

27. $\{abc, abd, abe, acd, ace, ade, bcd, bce, bde, cde\}$; 10 29. $\{123, 124, 134, 234\}$; 4 31. 16 33. 8 35. 24 37. 60 39. 18,278 41. 35 43. 1024

45. 120 47. 132,860 49. 336 51. 90,720 53. (a) 63 (b) 35 (c) 1 55. 1.157×10^{76} 57. 362,880 59. 660 61. 15

63. (a) 125,000; 117,600 (b) A better name for a *combination* lock would be a *permutation* lock because the order of the numbers matters.

68. 10 sq. ft 69. $(g \circ f)(x) = 4x^2 - 2x - 2$ 70. $\sin 75^\circ = \frac{\sqrt{2} + \sqrt{6}}{4}$; $\cos 15^\circ = \frac{1}{2}\sqrt{2 + \sqrt{3}}$ or $\cos 15^\circ = \frac{\sqrt{2} + \sqrt{6}}{4}$ 71. $a_5 = 80$

72. $x^5 + 10x^4y + 40x^3y^2 + 80x^2y^3 + 80xy^4 + 32y^5$ 73. $x = 3, y = -1$ or $(3, -1)$ 74. $\begin{bmatrix} 6 & -6 \\ 14 & 5 \end{bmatrix}$ 75. $2\left(\cos \frac{5\pi}{6} + i \sin \frac{5\pi}{6}\right); 2e^{i \cdot 5\pi/6}$

76. $\frac{5}{x^2 + 2} + \frac{3x + 4}{(x^2 + 2)^2}$ 77. $\frac{16x - 30}{(x - 3)^{2/5}}$

Historical Problem (page 882)

1. (a) $\{AAAA, AAAB, AABA, AABB, ABAA, ABAB, ABBA, ABBA, BAAA, BAAB, BABA, BABB, BBAA, BBAB, BBBA, BBBB\}$

(b) $P(A \text{ wins}) = \frac{C(4,2) + C(4,3) + C(4,4)}{2^4} = \frac{6 + 4 + 1}{16} = \frac{11}{16}$; $P(B \text{ wins}) = \frac{C(4,3) + C(4,4)}{2^4} = \frac{4 + 1}{16} = \frac{5}{16}$

13.3 Assess Your Understanding (page 882)

1. equally likely 2. complement 3. F 4. T 5. 0, 0.01, 0.35, 1 7. Probability model 9. Not a probability model

11. (a) $S = \{HH, HT, TH, TT\}$ (b) $P(HH) = \frac{1}{4}, P(HT) = \frac{1}{4}, P(TH) = \frac{1}{4}, P(TT) = \frac{1}{4}$

13. (a) $S = \{HH1, HH2, HH3, HH4, HH5, HH6, HT1, HT2, HT3, HT4, HT5, HT6, TH1, TH2, TH3, TH4, TH5, TH6, TT1, TT2, TT3, TT4, TT5, TT6\}$

(b) Each outcome has the probability of $\frac{1}{24}$.

15. (a) $S = \{HHH, HHT, HTH, HTT, THH, THT, TTH, TTT\}$ (b) Each outcome has the probability of $\frac{1}{8}$.

17. $S = \{1 \text{ Yellow, 1 Red, 1 Green, 2 Yellow, 2 Red, 2 Green, 3 Yellow, 3 Red, 3 Green, 4 Yellow, 4 Red, 4 Green}\}$; each outcome has the probability

of $\frac{1}{12}$; thus, $P(2 \text{ Red}) + P(4 \text{ Red}) = \frac{1}{12} + \frac{1}{12} = \frac{1}{6}$.

19. $S = \{1 \text{ Yellow Forward, 1 Yellow Backward, 1 Red Forward, 1 Red Backward, 1 Green Forward, 1 Green Backward, 2 Yellow Forward, 2 Yellow Backward, 2 Red Forward, 2 Red Backward, 2 Green Forward, 2 Green Backward, 3 Yellow Forward, 3 Yellow Backward, 3 Red Forward, 3 Red Backward, 3 Green Forward, 3 Green Backward, 4 Yellow Forward, 4 Yellow Backward, 4 Red Forward, 4 Red Backward, 4 Green Forward, 4 Green Backward}\}$; each outcome has the probability of $\frac{1}{24}$; thus, $P(1 \text{ Red Backward}) + P(1 \text{ Green Backward}) = \frac{1}{24} + \frac{1}{24} = \frac{1}{12}$.

21. $S = \{11 \text{ Red, 11 Yellow, 11 Green, 12 Red, 12 Yellow, 12 Green, 13 Red, 13 Yellow, 13 Green, 14 Red, 14 Yellow, 14 Green, 21 Red, 21 Yellow, 21 Green, 22 Red, 22 Yellow, 22 Green, 23 Red, 23 Yellow, 23 Green, 24 Red, 24 Yellow, 24 Green, 31 Red, 31 Yellow, 31 Green, 32 Red, 32 Yellow, 32 Green, 33 Red, 33 Yellow, 33 Green, 34 Red, 34 Yellow, 34 Green, 41 Red, 41 Yellow, 41 Green, 42 Red, 42 Yellow, 42 Green, 43 Red, 43 Yellow, 43 Green, 44 Red, 44 Yellow, 44 Green}\}$; each outcome has the probability of $\frac{1}{48}$; thus, $E = \{22 \text{ Red, 22 Green, 24 Red, 24 Green}\}$;

$P(E) = \frac{n(E)}{n(S)} = \frac{4}{48} = \frac{1}{12}$.

23. A, B, C, F 25. B 27. $P(H) = \frac{4}{5}; P(T) = \frac{1}{5}$ 29. $P(1) = P(3) = P(5) = \frac{2}{9}; P(2) = P(4) = P(6) = \frac{1}{9}$ 31. $\frac{3}{10}$ 33. $\frac{1}{2}$ 35. $\frac{1}{6}$ 37. $\frac{1}{8}$
 39. $\frac{1}{4}$ 41. $\frac{1}{6}$ 43. $\frac{1}{18}$ 45. 0.55 47. 0.70 49. 0.30 51. 0.867 53. 0.62 55. 0.74 57. $\frac{17}{20}$ 59. $\frac{11}{20}$ 61. $\frac{1}{2}$ 63. $\frac{19}{50}$ 65. $\frac{9}{20}$
 67. (a) 0.57 (b) 0.95 (c) 0.83 (d) 0.38 (e) 0.29 (f) 0.05 (g) 0.78 (h) 0.71
 69. (a) $\frac{25}{33}$ (b) $\frac{25}{33}$ 71. 0.167 73. $\frac{1}{25,989,600} \approx 0.0000000385$ 75. 2; left; 3; down 76. $(-3, 3\sqrt{3})$ 77. {22} 78. (2, -3, -1) 79. -40
 80. $10\sqrt{3}$ 81. 48 mph 82. 593 83. $8\pi + 12$ square units 84. $\frac{4}{x-2} + \frac{3x-7}{x^2+2x+4}$

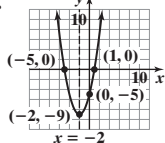
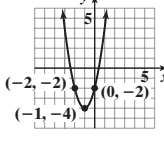
Review Exercises (page 886)

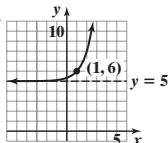
1. $\emptyset, \{Dave\}, \{Joanne\}, \{Erica\}, \{Dave, Joanne\}, \{Dave, Erica\}, \{Joanne, Erica\}, \{Dave, Joanne, Erica\}$ 2. 17 3. 24 4. 29 5. 34 6. 7
 7. 45 8. 25 9. 7 10. 336 11. 56 12. 60 13. 128 14. 3024 15. 1680 16. 91 17. 1,600,000 18. 216,000
 19. 256 (allowing numbers with initial zeros, such as 011) 20. 12,600 21. (a) 381,024 (b) 1260 22. (a) $8.634628387 \times 10^{45}$ (b) 0.6531 (c) 0.3469
 23. (a) 0.038 (b) 0.962 24. $\frac{4}{9}$ 25. 0.2; 0.26 26. (a) 0.68 (b) 0.58 (c) 0.32

Chapter Test (page 887)

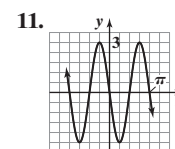
1. 22 2. 3 3. 8 4. 45 5. 5040 6. 151,200 7. 462 8. There are 54,264 ways to choose 6 different colors from the 21 available colors.
 9. There are 840 distinct arrangements of the letters in the word REDEEMED. 10. There are 56 different exacta bets for an 8-horse race.
 11. There are 155,480,000 possible license plates using the new format. 12. (a) 0.95 (b) 0.30 13. (a) 0.25 (b) 0.55 14. 0.19 15. 0.000033069
 16. $P(\text{exactly 2 fours}) = \frac{625}{3888} \approx 0.1608$

Cumulative Review (page 888)

1. $\left\{\frac{1}{3} - \frac{\sqrt{2}}{3}i, \frac{1}{3} + \frac{\sqrt{2}}{3}i\right\}$ 2.  3.  4. $\{x | 3.99 \leq x \leq 4.01\}$ or $[3.99, 4.01]$
 5. $\left\{-\frac{1}{2} + \frac{\sqrt{7}}{2}i, -\frac{1}{2} - \frac{\sqrt{7}}{2}i, -\frac{1}{5}, 3\right\}$

6.  Domain: all real numbers
 Range: $\{y | y > 5\}$
 Horizontal asymptote: $y = 5$

7. 2 8. $\left\{\frac{8}{3}\right\}$ 9. $x = 2, y = -5, z = 3$ 10. 125; 700

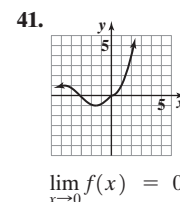
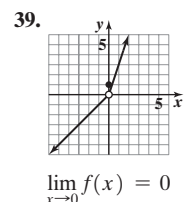
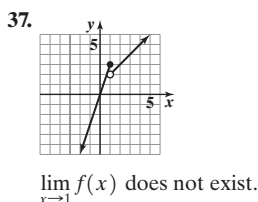
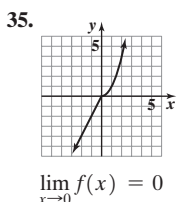
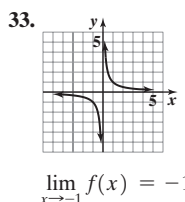
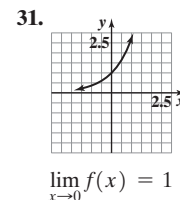
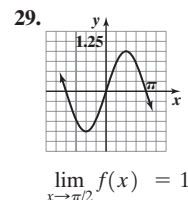
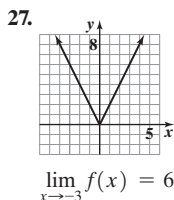
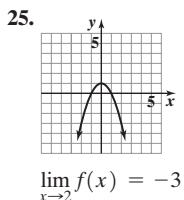
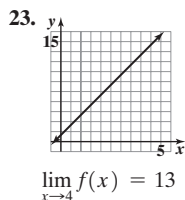


12. $a \approx 6.09, B \approx 31.9^\circ, C \approx 108.1^\circ$
 area ≈ 14.46 square units

CHAPTER 14 A Preview of Calculus: The Limit, Derivative, and Integral of a Function

14.1 Assess Your Understanding (page 894)

3. $\lim_{x \rightarrow c} f(x)$ 4. does not exist 5. T 6. F 7. 32 9. 1 11. 4 13. 2 15. 0 17. 3 19. 4 21. Does not exist



43. 0.67 45. 1.6 47. 0

14.2 Assess Your Understanding (page 901)

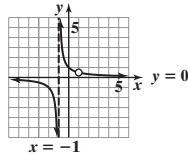
3. product 4. A 5. c 6. T 7. F 8. F 9. 5 11. 4 13. -10 15. 8 17. 8 19. -1 21. 8 23. 3 25. -1 27. 32 29. 2 31. $\frac{7}{6}$ 33. 3 35. 0 37. $\frac{8}{5}$
 39. 0 41. $\frac{\sqrt{2}}{4}$ 43. 5 45. 6 47. 0 49. 0 51. -1 53. 1 55. $\frac{3}{4}$

14.3 Assess Your Understanding (page 907)

7. one-sided 8. $\lim_{x \rightarrow c^+} f(x) = R$ 9. continuous; c 10. F 11. T 12. T 13. $\{x \mid -8 \leq x < -6 \text{ or } -6 < x < 4 \text{ or } 4 < x \leq 6\}$ 15. -8, -5, -3
 17. $f(-8) = 0; f(-4) = 2$ 19. ∞ 21. 2 23. 1 25. Limit exists; 0 27. No 29. Yes 31. No 33. 5 35. 7 37. 1 39. 4 41. $-\frac{2}{3}$ 43. $\frac{3}{2}$
 45. Continuous 47. Continuous 49. Not continuous 51. Not continuous 53. Not continuous 55. Continuous 57. Not continuous
 59. Continuous 61. Continuous for all real numbers 63. Continuous for all real numbers 65. Continuous for all real numbers
 67. Continuous for all real numbers except $x = \frac{k\pi}{2}$, where k is an odd integer 69. Continuous for all real numbers except $x = -2$ and $x = 2$
 71. Continuous for all positive real numbers except $x = 1$

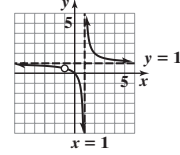
73. Discontinuous at $x = -1$ and $x = 1$;

$\lim_{x \rightarrow 1} R(x) = \frac{1}{2}$: hole at $(1, \frac{1}{2})$
 $\lim_{x \rightarrow -1^-} R(x) = -\infty$; $\lim_{x \rightarrow -1^+} R(x) = \infty$;
 vertical asymptote at $x = -1$



75. Discontinuous at $x = -1$ and $x = 1$;

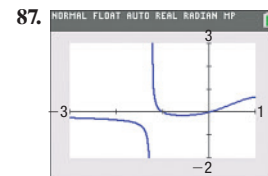
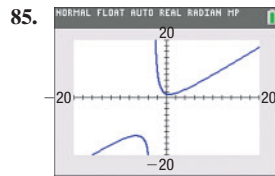
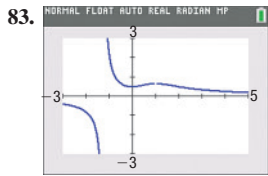
$\lim_{x \rightarrow -1} R(x) = \frac{1}{2}$: hole at $(-1, \frac{1}{2})$
 $\lim_{x \rightarrow 1^-} R(x) = -\infty$; $\lim_{x \rightarrow 1^+} R(x) = \infty$;
 vertical asymptote at $x = 1$



77. $x = -\sqrt[3]{2}$: asymptote; $x = 1$: hole

79. $x = -3$: asymptote; $x = 2$: hole

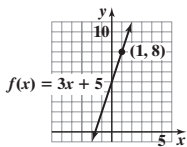
81. $x = -\sqrt[3]{2}$: asymptote; $x = -1$: hole



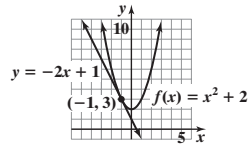
14.4 Assess Your Understanding (page 915)

3. tangent line 4. derivative 5. velocity 6. T 7. T 8. T

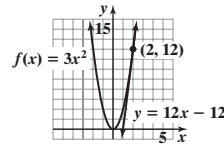
9. $m_{\tan} = 3$



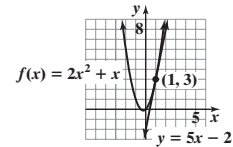
11. $m_{\tan} = -2$



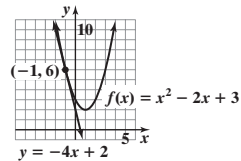
13. $m_{\tan} = 12$



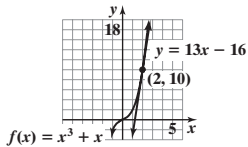
15. $m_{\tan} = 5$



17. $m_{\tan} = -4$



19. $m_{\tan} = 13$



21. -4 23. 0 25. 7 27. 7 29. 3 31. 1 33. 60 35. -0.8587776956

37. 1.389623659 39. 2.362110222 41. 3.643914112 43. $18\pi \text{ ft}^3/\text{ft}$

45. $16\pi \text{ ft}^3/\text{ft}$

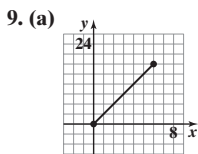
47. (a) 6 sec (b) 64 ft/sec (c) $(-32t + 96) \text{ ft/sec}$
 (d) 32 ft/sec (e) 3 sec (f) 144 ft (g) -96 ft/sec

49. (a) $-\frac{70}{3} \text{ ft/sec}$ (b) -21 ft/sec (c) -18 ft/sec

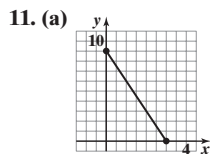
(d) $s(t) = -2.631t^2 - 10.269t + 999.933$
 (e) Approximately -15.531 ft/sec

14.5 Assess Your Understanding (page 922)

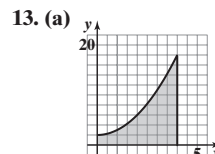
3. $\int_a^b f(x) dx$ 4. $\int_a^b f(x) dx$ 5. 3 7. 56



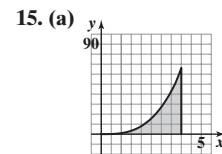
- (b) 36 (c) 72
 (d) 45 (e) 63 (f) 54



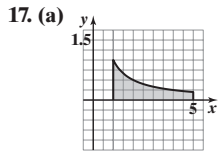
- (b) 18 (c) 9
 (d) $\frac{63}{4}$ (e) $\frac{45}{4}$ (f) $\frac{27}{2}$



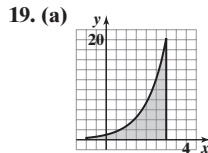
- (b) 22 (c) $\frac{51}{2}$
 (d) $\int_0^4 (x^2 + 2) dx$ (e) $\frac{88}{3}$



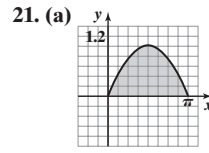
- (b) 36 (c) 49
 (d) $\int_0^4 x^3 dx$ (e) 64



- (b) $\frac{25}{12}$ (c) $\frac{4609}{2520}$
 (d) $\int_1^5 \frac{1}{x} dx$ (e) 1.609

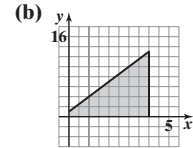


- (b) 11.475 (c) 15.197
 (d) $\int_{-1}^3 e^x dx$ (e) 19.718



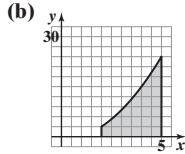
- (b) 1.896 (c) 1.974
 (d) $\int_0^\pi \sin x dx$ (e) 2

23. (a) Area under the graph of $f(x) = 3x + 1$ from 0 to 4



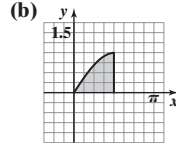
(c) 28

25. (a) Area under the graph of $f(x) = x^2 - 1$ from 2 to 5



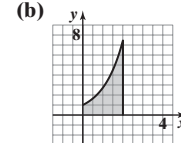
(c) 36

27. (a) Area under the graph of $f(x) = \sin x$ from 0 to $\frac{\pi}{2}$



(c) 1

29. (a) Area under the graph of $f(x) = e^x$ from 0 to 2



(c) 6.389

31. Using left endpoints: $n = 2: 0 + 0.5 = 0.5$;
 $n = 4: 0 + 0.125 + 0.25 + 0.375 = 0.75$;
 $n = 10: 0 + 0.02 + 0.04 + 0.06 + \dots + 0.18 = \frac{10}{2}(0 + 0.18) = 0.9$;
 $n = 100: 0 + 0.0002 + 0.0004 + 0.0006 + \dots + 0.0198$
 $= \frac{100}{2}(0 + 0.0198) = 0.99$

- Using right endpoints:
 $n = 2: 0.5 + 1 = 1.5$; $n = 4: 0.125 + 0.25 + 0.375 + 0.5 = 1.25$;
 $n = 10: 0.02 + 0.04 + 0.06 + \dots + 0.20 = \frac{10}{2}(0.02 + 0.20) = 1.1$;
 $n = 100: 0.0002 + 0.0004 + 0.0006 + \dots + 0.02$
 $= \frac{100}{2}(0.0002 + 0.02) = 1.01$

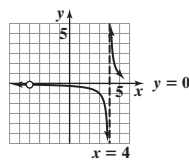
Review Exercises (page 924)

1. 9 2. 25 3. 4 4. 0 5. 64 6. $-\frac{1}{4}$ 7. $\frac{1}{3}$ 8. $\frac{6}{7}$ 9. 0 10. $\frac{3}{2}$ 11. $\frac{28}{11}$ 12. Continuous 13. Not continuous 14. Not continuous 15. Continuous
 16. $\{x \mid -6 \leq x < 2 \text{ or } 2 < x < 5 \text{ or } 5 < x \leq 6\}$ 17. All real numbers 18. 1, 6 19. 4 20. $f(-6) = 2; f(-4) = 1$ 21. 4 22. -2 23. $-\infty$
 24. ∞ 25. Does not exist 26. No 27. Yes
 28. R is discontinuous at $x = -4$ and $x = 4$.

$\lim_{x \rightarrow -4} R(x) = -\frac{1}{8}$; hole at $(-4, -\frac{1}{8})$

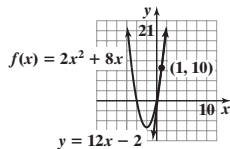
$\lim_{x \rightarrow -4^-} R(x) = -\infty$; $\lim_{x \rightarrow -4^+} R(x) = \infty$

The graph of R has a vertical asymptote at $x = 4$.

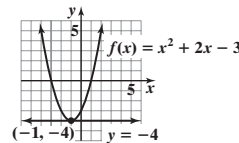


29. Undefined at $x = 2$ and $x = 9$;
 R has a hole at $x = 2$ and a vertical asymptote at $x = 9$.

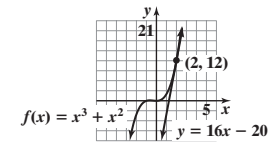
30. $m_{\tan} = 12$



31. $m_{\tan} = 0$



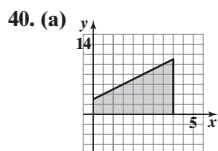
32. $m_{\tan} = 16$



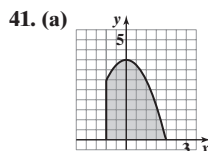
33. -24 34. -3 35. 7 36. -158 37. 0.6662517653

38. (a) 7 sec (b) 6 sec (c) 64 ft/sec (d) $(-32t + 96)$ ft/sec (e) 32 ft/sec (f) At $t = 3$ sec (g) -96 ft/sec (h) -128 ft/sec

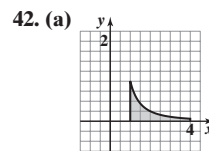
39. (a) \$61.29/watch (b) \$71.31/watch (c) \$81.40/watch (d) $R(x) = -0.25x^2 + 100.01x - 1.24$ (e) Approximately \$8751/watch



- (b) 24 (c) 32
 (d) 26 (e) 30 (f) 28

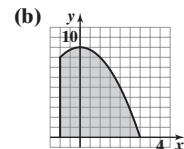


- (b) 10 (c) $\frac{77}{8}$
 (d) $\int_{-1}^2 (4 - x^2) dx$ (e) 9

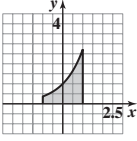


- (b) $\frac{49}{36} \approx 1.36$ (c) 1.02
 (d) $\int_1^4 \frac{1}{x^2} dx$ (e) 0.75

43. (a) Area under the graph of $f(x) = 9 - x^2$ from -1 to 3



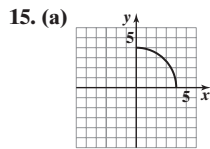
(c) $\frac{80}{3}$

44. (a) Area under the graph of $f(x) = e^x$ from -1 to 1 (b)  (c) 2.35

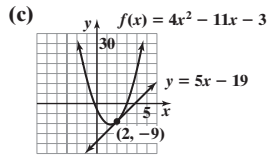
Chapter Test (page 926)

1. -5 2. $\frac{1}{3}$ 3. 5 4. -2 5. 135 6. $\frac{2}{3}$ 7. -1 8. -3 9. 5 10. 2 11. Limit exists; 2
 12. (a) Yes (b) No; $\lim_{x \rightarrow 1} f(x) \neq f(1)$ (c) No; $\lim_{x \rightarrow 3} f(x)$ does not exist. (d) Yes
 13. $x = -7$: asymptote; $x = 2$: hole

14. (a) 5
 (b) $y = 5x - 19$






16. $\int_1^4 (-x^2 + 5x + 3) dx$ 17. $\frac{106}{3}$ ft/sec



- (b) 13.359
 (c) $4\pi \approx 12.566$

APPENDIX A Review

A.1 Assess Your Understanding (page A10)

1. variable 2. origin 3. strict 4. base; exponent or power 5. d 6. b 7. a 8. T 9. F 10. T 11. $\{1, 2, 3, 4, 5, 6, 7, 8, 9\}$
 13. $\{4\}$ 15. $\{1, 3, 4, 6\}$ 17. $\{0, 2, 6, 7, 8\}$ 19. $\{0, 1, 2, 3, 5, 6, 7, 8, 9\}$ 21. $\{0, 1, 2, 3, 5, 6, 7, 8, 9\}$
 23.  25. $>$ 27. $>$ 29. $>$ 31. $=$ 33. $<$ 35. $x > 0$ 37. $x < 2$ 39. $x \leq 1$
 41.  43.  45. 1 47. 2 49. 6 51. 4 53. -28 55. $\frac{4}{5}$ 57. 0 59. 1 61. 5 63. 1
 65. 22 67. 2 69. $x = 0$ 71. $x = 3$ 73. None 75. $x = 0, x = 1, x = -1$ 77. $\{x | x \neq 5\}$ 79. $\{x | x \neq -4\}$ 81. 0°C 83. 25°C 85. 16
 87. $\frac{1}{16}$ 89. $\frac{1}{9}$ 91. 9 93. 5 95. 4 97. $64x^6$ 99. $\frac{x^4}{y^2}$ 101. $\frac{x}{y}$ 103. $-\frac{8x^3z}{9y}$ 105. $\frac{16x^2}{9y^2}$ 107. -4 109. 5 111. 4 113. 2 115. $\sqrt{5}$ 117. $\frac{1}{2}$ 119. 10; 0
 121. 81 123. 304,006.671 125. 0.004 127. 481.890 129. 0.000 131. $A = lw$ 133. $C = \pi d$ 135. $A = \frac{\sqrt{3}}{4}x^2$ 137. $V = \frac{4}{3}\pi r^3$ 139. $V = x^3$
 141. (a) \$6000 (b) \$8000 143. $|x - 4| \geq 6$ 145. (a) $2 \leq 5$ (b) $6 > 5$ 147. (a) Yes (b) No 149. No; $\frac{1}{3}$ is larger; 0.000333... 151. No

A.2 Assess Your Understanding (page A19)

1. right; hypotenuse 2. $A = \frac{1}{2}bh$ 3. $C = 2\pi r$ 4. similar 5. c 6. b 7. T 8. T 9. F 10. T 11. T 12. F 13. 13 15. 26 17. 25
 19. Right triangle; 5 21. Not a right triangle 23. Right triangle; 25 25. Not a right triangle 27. 42 in.^2 29. 28 in.^2 31. $A = 25\pi \text{ m}^2$; $C = 10\pi \text{ m}$
 33. $V = 240 \text{ ft}^3$; $S = 236 \text{ ft}^2$ 35. $V = \frac{500}{3}\pi \text{ cm}^3$; $S = 100\pi \text{ cm}^2$ 37. $V = 648\pi \text{ in.}^3$; $S = 306\pi \text{ in.}^2$ 39. π square units 41. 2π square units
 43. $x = 4$ units; $A = 90^\circ$; $B = 60^\circ$; $C = 30^\circ$ 45. $x = 67.5$ units; $A = 60^\circ$; $B = 95^\circ$; $C = 25^\circ$ 47. About 16.8 ft 49. 64 ft^2
 51. $24 + 2\pi \approx 30.28 \text{ ft}^2$; $16 + 2\pi \approx 22.28 \text{ ft}$ 53. 160 paces 55. About 5.477 mi 57. From 100 ft: 12.2 mi; From 150 ft: 15.0 mi
 59. No. The area quadruples.

A.3 Assess Your Understanding (page A30)

1. 4; 3 2. $x^4 - 16$ 3. $x^3 - 8$ 4. F 5. F 6. T 7. F 8. add; $\frac{25}{4}$ 9. quotient; divisor; remainder 10. a 11. c 12. b 13. d 14. c
 15. Monomial; variable: x ; coefficient: 2; degree: 3 17. Not a monomial; the exponent of the variable is not a nonnegative integer
 19. Not a monomial; it has more than one term 21. Not a monomial; the exponent of one of the variables is not a nonnegative integer
 23. Not a monomial; it has more than one term 25. Yes; 2 27. Yes; 0 29. No; the exponent of one of the variables is not a nonnegative integer
 31. Yes; 3 33. No; the polynomial of the denominator has a degree greater than 0 35. $x^2 + 7x + 2$ 37. $x^3 - 4x^2 + 9x + 7$ 39. $-2x^3 + 18x^2 - 18$
 41. $15y^2 - 27y + 30$ 43. $x^3 + x^2 - 4x$ 45. $x^2 + 6x + 8$ 47. $2x^2 + 9x + 10$ 49. $x^2 - 49$ 51. $4x^2 - 9$ 53. $x^2 + 8x + 16$ 55. $4x^2 - 12x + 9$
 57. $x^3 - 6x^2 + 12x - 8$ 59. $8x^3 + 12x^2 + 6x + 1$ 61. $4x^2 - 11x + 23$; remainder -45 63. $4x - 3$; remainder $x + 1$
 65. $5x^2 - 13$; remainder $x + 27$ 67. $2x^2$; remainder $-x^2 + x + 1$ 69. $x^2 - 2x + \frac{1}{2}$; remainder $\frac{5}{2}x + \frac{1}{2}$ 71. $-4x^2 - 3x - 3$; remainder -7
 73. $x^2 - x - 1$; remainder $2x + 2$ 75. $x^2 + ax + a^2$; remainder 0 77. $(x + 6)(x - 6)$ 79. $2(1 + 2x)(1 - 2x)$ 81. $(x + 1)(x + 10)$
 83. $(x - 7)(x - 3)$ 85. $4(x^2 - 2x + 8)$ 87. Prime 89. $-(x - 5)(x + 3)$ 91. $3(x + 2)(x - 6)$ 93. $y^2(y + 5)(y + 6)$ 95. $(2x + 3)^2$
 97. $2(3x + 1)(x + 1)$ 99. $(x - 3)(x + 3)(x^2 + 9)$ 101. $(x - 1)^2(x^2 + x + 1)^2$ 103. $x^5(x - 1)(x + 1)$ 105. $(4x + 3)^2$
 107. $-(4x - 5)(4x + 1)$ 109. $(2y - 5)(2y - 3)$ 111. $-(3x - 1)(3x + 1)(x^2 + 1)$ 113. $(x + 3)(x - 6)$ 115. $(x + 2)(x - 3)$

117. $(3x - 5)(9x^2 - 3x + 7)$ 119. $(x + 5)(3x + 11)$ 121. $(x - 1)(x + 1)(x + 2)$ 123. $(x - 1)(x + 1)(x^2 - x + 1)$ 125. $25; (x + 5)^2$
 127. $9; (y - 3)^2$ 129. $\frac{1}{16}; \left(x - \frac{1}{4}\right)^2$ 131. $2(3x + 4)(9x + 13)$ 133. $2x(3x + 5)$ 135. $5(x + 3)(x - 2)^2(x + 1)$ 137. $3(4x - 3)(4x - 1)$
 139. $6(3x - 5)(2x + 1)^2(5x - 4)$
 141. The possibilities are $(x \pm 1)(x \pm 4) = x^2 \pm 5x + 4$ or $(x \pm 2)(x \pm 2) = x^2 \pm 4x + 4$, none of which equals $x^2 + 4$.

A.4 Assess Your Understanding (page A34)

1. quotient; divisor; remainder 2. $-3 \overline{) 20 - 51}$ 3. d 4. a 5. T 6. T 7. $x^2 - 5x - 5$; remainder 0 9. $3x^2 + 11x + 32$; remainder 99
 11. $x^4 - 3x^3 + 5x^2 - 15x + 46$; remainder -138 13. $4x^5 + 4x^4 + x^3 + x^2 + 2x + 2$; remainder 7 15. $0.1x^2 - 0.11x + 0.321$; remainder -0.3531
 17. $x^4 + 2x^3 + 4x^2 + 8x + 16$; remainder 0 19. No 21. Yes 23. Yes 25. No 27. Yes 29. -9

A.5 Assess Your Understanding (page A42)

1. lowest terms 2. least common multiple 3. T 4. F 5. d 6. a 7. $\frac{3}{x-3}$ 9. $\frac{x}{3}$ 11. $\frac{4x}{2x-1}$ 13. $\frac{y+5}{2(y+1)}$ 15. $\frac{3}{5x(x-2)}$
 17. $\frac{2x(x^2 + 4x + 16)}{x + 4}$ 19. $\frac{4}{5(x-1)}$ 21. $-\frac{(x-4)^2}{4x}$ 23. $\frac{(x-2)(x+2)}{2x-3}$ 25. $\frac{2(x^2-2)}{x(x-2)(x+2)}$ 27. $\frac{5x}{(x-6)(x-1)(x+4)}$
 29. $\frac{2(2x^2 + 5x - 2)}{(x-2)(x+2)(x+3)}$ 31. $\frac{5x+1}{(x-1)^2(x+1)^2}$ 33. $\frac{x+1}{x-1}$ 35. $\frac{-2x(x^2-2)}{(x+2)(x^2-x-3)}$ 37. $\frac{19}{(3x-5)^2}$ 39. $\frac{(x+1)(x-1)}{(x^2+1)^2}$
 41. $\frac{x(3x+2)}{(3x+1)^2}$ 43. $-\frac{(x+3)(3x-1)}{(x^2+1)^2}$ 45. $f = \frac{R_1 \cdot R_2}{(n-1)(R_1 + R_2)}; \frac{2}{15} \text{m}$

A.6 Assess Your Understanding (page A51)

5. identity 6. F 7. T 8. add; $\frac{25}{4}$ 9. discriminant; negative 10. F 11. F 12. b 13. b 14. d 15. $\{7\}$ 17. $\{-3\}$ 19. $\{4\}$ 21. $\left\{\frac{5}{4}\right\}$ 23. $\{-1\}$
 25. $\{-18\}$ 27. $\{-3\}$ 29. $\{-16\}$ 31. $\{0.5\}$ 33. $\{2\}$ 35. $\{2\}$ 37. $\{3\}$ 39. $\{0, 9\}$ 41. $\{0, 9\}$ 43. $\{21\}$ 45. $\{-2, 2\}$ 47. $\{6\}$
 49. $\{-3, 3\}$ 51. $\{-4, 1\}$ 53. $\left\{-1, \frac{3}{2}\right\}$ 55. $\{-4, 4\}$ 57. $\{2\}$ 59. No real solution 61. $\{-2, 2\}$ 63. $\{-1, 3\}$ 65. $\{-2, -1, 0, 1\}$ 67. $\{0, 4\}$
 69. $\{-6, 2\}$ 71. $\left\{-\frac{1}{2}, 3\right\}$ 73. $\{3, 4\}$ 75. $\left\{\frac{3}{2}\right\}$ 77. $\left\{-\frac{2}{3}, \frac{3}{2}\right\}$ 79. $\left\{-\frac{3}{4}, 2\right\}$ 81. $\{-5, 5\}$ 83. $\{-1, 3\}$ 85. $\{-3, 0\}$ 87. $\{-7, 3\}$
 89. $\left\{-\frac{1}{4}, \frac{3}{4}\right\}$ 91. $\left\{\frac{-1-\sqrt{7}}{6}, \frac{-1+\sqrt{7}}{6}\right\}$ 93. $\{2 - \sqrt{2}, 2 + \sqrt{2}\}$ 95. $\left\{\frac{5-\sqrt{29}}{2}, \frac{5+\sqrt{29}}{2}\right\}$ 97. $\left\{1, \frac{3}{2}\right\}$ 99. No real solution
 101. $\left\{\frac{-1-\sqrt{5}}{4}, \frac{-1+\sqrt{5}}{4}\right\}$ 103. $\left\{\frac{-\sqrt{3}-\sqrt{15}}{2}, \frac{-\sqrt{3}+\sqrt{15}}{2}\right\}$ 105. No real solution 107. Repeated real solution
 109. Two unequal real solutions 111. $x = \frac{b+c}{a}$ 113. $x = \frac{abc}{a+b}$ 115. $x = a^2$ 117. $R = \frac{R_1 R_2}{R_1 + R_2}$ 119. $R = \frac{mv^2}{F}$ 121. $r = \frac{S-a}{S}$
 123. $\frac{-b + \sqrt{b^2 - 4ac}}{2a} + \frac{-b - \sqrt{b^2 - 4ac}}{2a} = \frac{-2b}{2a} = \frac{-b}{a}$ 125. $k = -\frac{1}{2}$ or $\frac{1}{2}$
 127. The solutions of $ax^2 - bx + c = 0$ are $\frac{b + \sqrt{b^2 - 4ac}}{2a}$ and $\frac{b - \sqrt{b^2 - 4ac}}{2a}$. 129. b

A.7 Assess Your Understanding (page A61)

1. T 2. 5 3. F 4. real; imaginary; imaginary unit 5. F 6. T 7. F 8. b 9. a 10. c 11. $8 + 5i$ 13. $-7 + 6i$ 15. $-6 - 11i$ 17. $6 - 18i$
 19. $18 - 21i$ 21. $10 - 5i$ 23. 26 25. $\frac{6}{5} + \frac{8}{5}i$ 27. $1 - 2i$ 29. $\frac{5}{2} - \frac{7}{2}i$ 31. $-\frac{1}{2} + \frac{\sqrt{3}}{2}i$ 33. $2i$ 35. $-i$ 37. 1 39. -6 41. $-10i$ 43. $-2 + 2i$
 45. 0 47. 0 49. $2i$ 51. $5i$ 53. $2\sqrt{3}i$ 55. $10\sqrt{2}i$ 57. $5i$ 59. $\{-2i, 2i\}$ 61. $\{-4, 4\}$ 63. $\{3 - 2i, 3 + 2i\}$ 65. $\{3 - i, 3 + i\}$
 67. $\left\{\frac{1}{5} - \frac{1}{5}i, \frac{1}{5} + \frac{1}{5}i\right\}$ 69. $\left\{\frac{1}{5} - \frac{2}{5}i, \frac{1}{5} + \frac{2}{5}i\right\}$ 71. $\left\{-\frac{1}{2} - \frac{\sqrt{3}}{2}i, -\frac{1}{2} + \frac{\sqrt{3}}{2}i\right\}$ 73. $\{4, -2 - 2\sqrt{3}i, -2 + 2\sqrt{3}i\}$ 75. $\{-2, 2, -2i, 2i\}$
 77. $\{-3i, -2i, 2i, 3i\}$ 79. Two complex solutions that are conjugates of each other 81. Two unequal real solutions 83. A repeated real solution
 85. $2 - 3i$ 87. 6 89. 25 91. $2 + 3i$ ohms 93. $z + \bar{z} = (a + bi) + (a - bi) = 2a; z - \bar{z} = (a + bi) - (a - bi) = 2bi$
 95. $z + w = (a + bi) + (c + di) = (a + c) + (b + d)i = (a + c) - (b + d)i = (a - bi) + (c - di) = \bar{z} + \bar{w}$

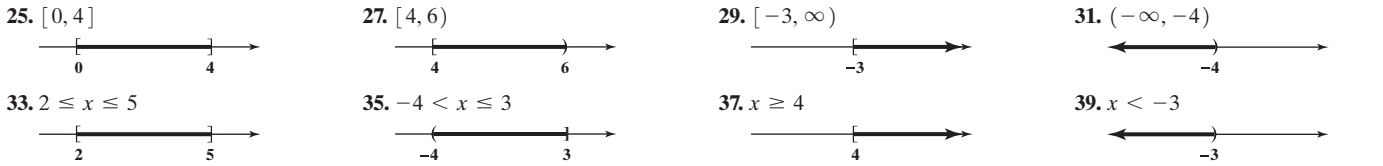
A.8 Assess Your Understanding (page A69)

1. mathematical modeling 2. interest 3. uniform motion 4. F 5. T 6. a 7. b 8. c 9. $A = \pi r^2; r = \text{radius}, A = \text{area}$
 11. $A = s^2; A = \text{area}, s = \text{length of a side}$ 13. $F = ma; F = \text{force}, m = \text{mass}, a = \text{acceleration}$ 15. $W = Fd; W = \text{work}, F = \text{force}, d = \text{distance}$
 17. $C = 150x; C = \text{total variable cost}, x = \text{number of dishwashers}$ 19. Invest \$31,250 in bonds and \$18,750 in the CD. 21. \$11,600 was loaned at 8%.
 23. Mix 75 lb of Earl Grey tea with 25 lb of Orange Pekoe tea. 25. Mix 156 lb of cashews with the almonds. 27. The speed of the current is 2.286 mi/h.
 29. The speed of the current is 5 mi/h. 31. Karen walked at 3.75 ft/sec. 33. A doubles tennis court is 78 feet long and 36 feet wide.



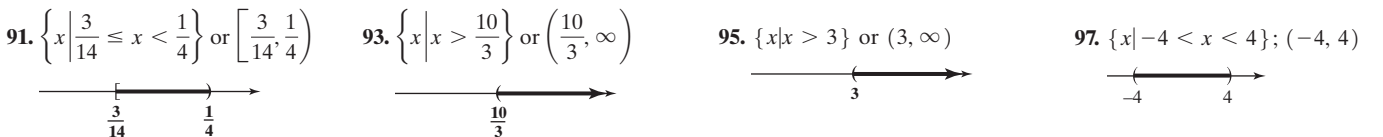
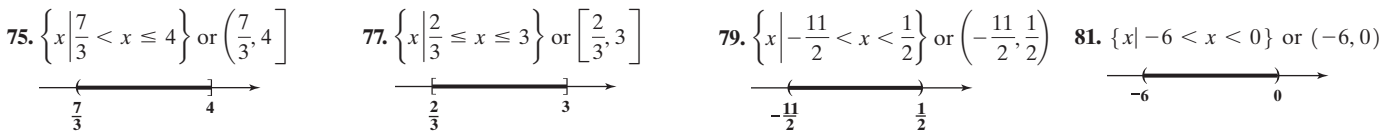
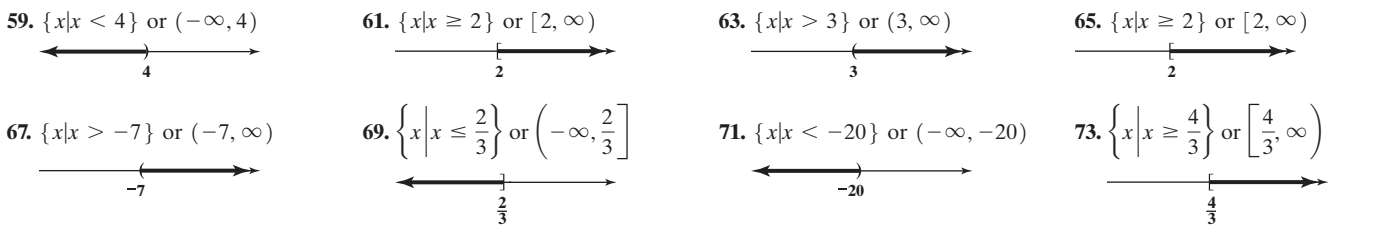
35. Working together, it takes 12 min. 37. (a) The dimensions are 10 ft by 5 ft. (b) The area is 50 sq ft. (c) The dimensions would be 7.5 ft by 7.5 ft. (d) The area would be 56.25 sq ft. 39. The defensive back catches up to the tight end at the tight end's 45-yd line. 41. Add $\frac{2}{3}$ gal of water.
43. Evaporate 10.67 oz of water. 45. 40 g of 12-karat gold should be mixed with 20 g of pure gold. 47. Mike passes Dan $\frac{1}{3}$ mile from the start, 2 min from the time Mike started to run. 49. Start the auxiliary pump at 9:45 AM. 51. The tub will fill in 1 hour. 53. Run: 12 miles; bicycle: 75 miles
55. Bolt would beat Burke by 18.25 m. 57. The dimensions should be 4 ft by 4 ft. 61. The average speed is 49.5 mi/h.
63. The solution mixture percent must be between the two percents of the components used to make the solution.

A.9 Assess Your Understanding (page A80)

3. closed interval 4. Multiplication Properties 5. T 6. T 7. T 8. F 9. T 10. F 11. d 12. c 13. $[0, 2]; 0 \leq x \leq 2$ 15. $[2, \infty); x \geq 2$
 17. $[0, 3); 0 \leq x < 3$ 19. (a) $6 < 8$ (b) $-2 < 0$ (c) $9 < 15$ (d) $-6 > -10$ 21. (a) $7 > 0$ (b) $-1 > -8$ (c) $12 > -9$ (d) $-8 < 6$
 23. (a) $2x + 4 < 5$ (b) $2x - 4 < -3$ (c) $6x + 3 < 6$ (d) $-4x - 2 > -4$



41. $<$ 43. $>$ 45. \geq 47. $<$ 49. \leq 51. $>$ 53. \geq 55. $0 < \frac{1}{x} < \frac{1}{5}$ 57. $\frac{1}{x} < \frac{1}{-5} < 0$



109. $a = 3, b = 5$ 111. $a = -12, b = -8$ 113. $a = 3, b = 11$ 115. $a = \frac{1}{4}, b = 1$ 117. $a = 4, b = 16$ 119. $\{x|x \geq -2\}$ 121. $21 < \text{Age} < 30$
123. (a) Male ≥ 82.2 years (b) Female ≥ 85.8 years (c) A female could expect to live 3.6 years longer.
125. The commission ranges from \$45,000 to \$95,000, inclusive. As a percent of selling price, the commission ranges from 5% to 8.6%, inclusive.
127. The amount withheld varies from \$104.32 to \$148.32, inclusive. 129. The usage varied from 1150 kWh to 2050 kWh, inclusive.
131. 5 cookies 133. (a) You need at least a 74 on the fifth test. (b) You need at least a 77 on the fifth test.
135. $\frac{a+b}{2} - a = \frac{a+b-2a}{2} = \frac{b-a}{2} > 0$; therefore, $a < \frac{a+b}{2}$. $b - \frac{a+b}{2} = \frac{2b-a-b}{2} = \frac{b-a}{2} > 0$; therefore, $b > \frac{a+b}{2}$.
137. $(\sqrt{ab})^2 - a^2 = ab - a^2 = a(b-a) > 0$; thus $(\sqrt{ab})^2 > a^2$ so $\sqrt{ab} > a$.
 $b^2 - (\sqrt{ab})^2 = b^2 - ab = b(b-a) > 0$; thus $b^2 > (\sqrt{ab})^2$ so $b > \sqrt{ab}$.

A.10 Assess Your Understanding (page A89)

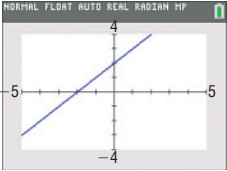
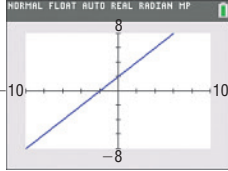
3. index 4. cube root 5. b 6. d 7. c 8. c 9. T 10. F 11. 3 13. -2 15. $2\sqrt{2}$ 17. $10\sqrt{7}$ 19. $2\sqrt[3]{4}$ 21. $-2x\sqrt[3]{x}$ 23. $3\sqrt[4]{3}$ 25. x^3y^2
 27. x^2y 29. $8\sqrt{x}$ 31. $3x^2y^3\sqrt[4]{2x}$ 33. $5x\sqrt{3x}$ 35. $15\sqrt[3]{3}$ 37. $12\sqrt{3}$ 39. $7\sqrt{2}$ 41. $6\sqrt{3}$ 43. $2\sqrt{3}$ 45. $-\sqrt[3]{2}$ 47. $x - 2\sqrt{x} + 1$
 49. $(2x - 1)\sqrt[3]{2x}$ 51. $(2x - 15)\sqrt{2x}$ 53. $-(x + 5y)\sqrt[3]{2xy}$ 55. $\frac{\sqrt{2}}{2}$ 57. $-\frac{\sqrt{15}}{5}$ 59. $\frac{(5 + \sqrt{2})\sqrt{3}}{23}$ 61. $\frac{8\sqrt{5} - 19}{41}$ 63. $5\sqrt{2} + 5$ 65. $\frac{5\sqrt[3]{4}}{2}$
 67. $\frac{2x + h - 2\sqrt{x^2 + xh}}{h}$ 69. $\frac{5}{\sqrt{11} - 1}$ 71. $-\frac{3}{\sqrt{10} + 5}$ 73. $\frac{1}{\sqrt{x} + \sqrt{c}}$ 75. $\frac{1}{\sqrt{x - 7} + 1}$ 77. $\left\{\frac{9}{2}\right\}$ 79. $\{3\}$ 81. 4 83. -4 85. 1000 87. $\frac{1}{8}$
 89. $\frac{27\sqrt{2}}{32}$ 91. $\frac{27\sqrt{2}}{32}$ 93. $-\frac{1}{10}$ 95. $\frac{25}{16}$ 97. $x^{7/12}$ 99. xy^2 101. $x^{2/3}y$ 103. $\frac{8x^{5/4}}{y^{3/4}}$ 105. $\frac{3x + 2}{(1 + x)^{1/2}}$ 107. $\frac{x(3x^2 + 2)}{(x^2 + 1)^{1/2}}$ 109. $\frac{22x + 5}{10\sqrt{x - 5}\sqrt{4x + 3}}$
 111. $\frac{2 + x}{2(1 + x)^{3/2}}$ 113. $\frac{4 - x}{(x + 4)^{3/2}}$ 115. $\frac{1}{x^2(x^2 - 1)^{1/2}}$ 117. $\frac{1 - 3x^2}{2\sqrt{x}(1 + x^2)^2}$ 119. $\frac{1}{2}(5x + 2)(x + 1)^{1/2}$ 121. $2x^{1/2}(3x - 4)(x + 1)$
 123. $(x^2 + 4)^{1/3}(11x^2 + 12)$ 125. $(3x + 5)^{1/3}(2x + 3)^{1/2}(17x + 27)$ 127. $\frac{3(x + 2)}{2x^{1/2}}$ 129. 1.41 131. 1.59 133. 4.89 135. 2.15
 137. (a) 15,660.4 gal (b) 390.7 gal

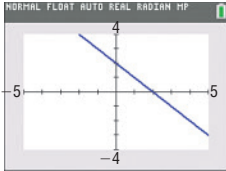
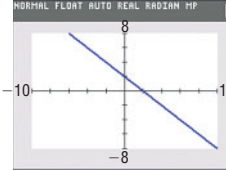
APPENDIX B Graphing Utilities

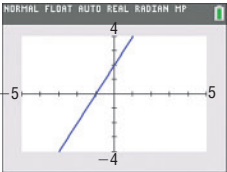
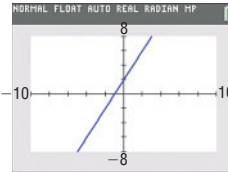
B.1 Exercises (page B2)

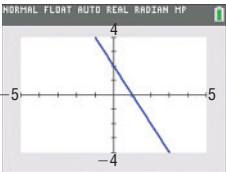
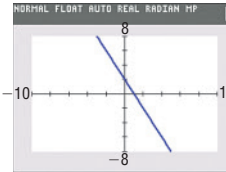
1. $(-1, 4)$; II 3. $(3, 1)$; I 5. $X_{\min} = -6, X_{\max} = 6, X_{\text{scl}} = 2, Y_{\min} = -4, Y_{\max} = 4, Y_{\text{scl}} = 2$
 7. $X_{\min} = -6, X_{\max} = 6, X_{\text{scl}} = 2, Y_{\min} = -1, Y_{\max} = 3, Y_{\text{scl}} = 1$ 9. $X_{\min} = 3, X_{\max} = 9, X_{\text{scl}} = 1, Y_{\min} = 2, Y_{\max} = 10, Y_{\text{scl}} = 2$
 11. $X_{\min} = -11, X_{\max} = 5, X_{\text{scl}} = 1, Y_{\min} = -3, Y_{\max} = 6, Y_{\text{scl}} = 1$
 13. $X_{\min} = -30, X_{\max} = 50, X_{\text{scl}} = 10, Y_{\min} = -90, Y_{\max} = 50, Y_{\text{scl}} = 10$
 15. $X_{\min} = -10, X_{\max} = 110, X_{\text{scl}} = 10, Y_{\min} = -10, Y_{\max} = 160, Y_{\text{scl}} = 10$

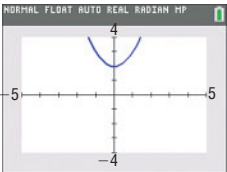
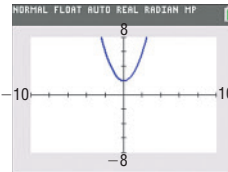
B.2 Exercises (page B4)

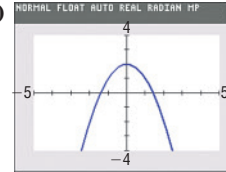
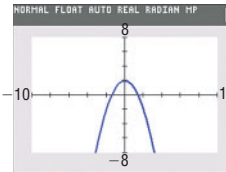
1. (a)  (b) 

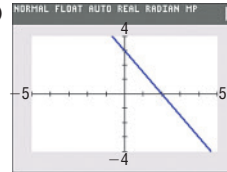
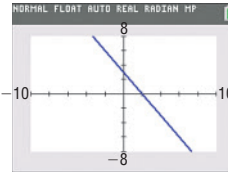
3. (a)  (b) 

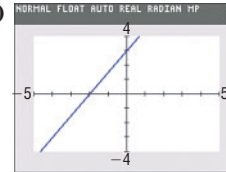
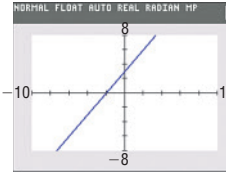
5. (a)  (b) 

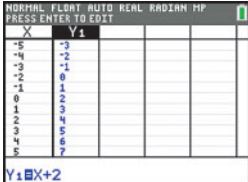
7. (a)  (b) 

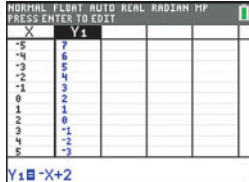
9. (a)  (b) 


11. (a)  (b) 


13. (a)  (b) 

15. (a)  (b) 

17. 

19. 

21. 

23. 

25. NORMAL FLOAT AUTO REAL RADIAN MP
PRESS ENTER TO EDIT

X	Y1			
-5	27			
-4	18			
-3	11			
-2	6			
-1	3			
0	2			
1	3			
2	6			
3	11			
4	18			
5	27			

Y1 \square X²+2

27. NORMAL FLOAT AUTO REAL RADIAN MP
PRESS ENTER TO EDIT

X	Y1			
-5	-23			
-4	-14			
-3	-7			
-2	-2			
-1	1			
0	2			
1	3			
2	6			
3	11			
4	18			
5	27			

Y1 \square -X²+2

29. NORMAL FLOAT AUTO REAL RADIAN MP
PRESS ENTER TO EDIT

X	Y1			
-5	10.5			
-4	9			
-3	7.5			
-2	6			
-1	4.5			
0	3			
1	1.5			
2	0			
3	-1.5			
4	-3			
5	-4.5			

Y1 \square -(3/2)X+3

31. NORMAL FLOAT AUTO REAL RADIAN MP
PRESS ENTER TO EDIT

X	Y1			
-5	-4.5			
-4	-3			
-3	-1.5			
-2	0			
-1	1.5			
0	3			
1	4.5			
2	6			
3	7.5			
4	9			
5	10.5			

Y1 \square (3/2)X+3

B.3 Exercises (page B6)

1. -3.41 3. -1.71 5. -0.28 7. 3.00 9. 4.50 11. 1.00, 23.00

B.5 Exercises (page B8)

1. No 3. Yes 5. Answers may vary. A possible answer is $Y_{\min} = 0$, $Y_{\max} = 10$, and $Y_{\text{scl}} = 1$.

Challenge Problem Solutions

CHAPTER 1

Section 1.1

72. Let $P_1 = (0, 0)$, $P_2 = (a, 0)$, and $P_3 = \left(\frac{a}{2}, \frac{\sqrt{3}a}{2}\right)$. Then $d(P_1, P_2) = \sqrt{(a-0)^2 + (0-0)^2} = \sqrt{a^2} = |a|$;

$$d(P_2, P_3) = \sqrt{\left(\frac{a}{2} - a\right)^2 + \left(\frac{\sqrt{3}a}{2} - 0\right)^2} = \sqrt{\left(-\frac{a}{2}\right)^2 + \left(\frac{\sqrt{3}a}{2}\right)^2} = \sqrt{\frac{a^2}{4} + \frac{3a^2}{4}} = \sqrt{a^2} = |a|;$$

$$d(P_1, P_3) = \sqrt{\left(\frac{a}{2} - 0\right)^2 + \left(\frac{\sqrt{3}a}{2} - 0\right)^2} = \sqrt{\left(\frac{a}{2}\right)^2 + \left(\frac{\sqrt{3}a}{2}\right)^2} = \sqrt{\frac{a^2}{4} + \frac{3a^2}{4}} = \sqrt{a^2} = |a|$$

Since the lengths of the three sides are all equal, the triangle is equilateral.

The midpoints of the sides are $M_{P_1P_2} = \left(\frac{0+a}{2}, \frac{0+0}{2}\right) = \left(\frac{a}{2}, 0\right)$; $M_{P_2P_3} = \left(\frac{a+\frac{a}{2}}{2}, \frac{0+\frac{\sqrt{3}a}{2}}{2}\right) = \left(\frac{3a}{4}, \frac{\sqrt{3}a}{4}\right)$;

and $M_{P_1P_3} = \left(\frac{0+\frac{a}{2}}{2}, \frac{0+\frac{\sqrt{3}a}{2}}{2}\right) = \left(\frac{a}{4}, \frac{\sqrt{3}a}{4}\right)$. Then,

$$d(M_{P_1P_2}, M_{P_2P_3}) = \sqrt{\left(\frac{3a}{4} - \frac{a}{2}\right)^2 + \left(\frac{\sqrt{3}a}{4} - 0\right)^2} = \sqrt{\left(\frac{a}{4}\right)^2 + \left(\frac{\sqrt{3}a}{4}\right)^2} = \sqrt{\frac{a^2}{16} + \frac{3a^2}{16}} = \sqrt{\frac{a^2}{4}} = \frac{|a|}{2};$$

$$d(M_{P_2P_3}, M_{P_1P_3}) = \sqrt{\left(\frac{a}{4} - \frac{3a}{4}\right)^2 + \left(\frac{\sqrt{3}a}{4} - \frac{\sqrt{3}a}{4}\right)^2} = \sqrt{\left(-\frac{a}{2}\right)^2 + 0^2} = \sqrt{\frac{a^2}{4}} = \frac{|a|}{2};$$

$$d(M_{P_1P_2}, M_{P_1P_3}) = \sqrt{\left(\frac{a}{4} - \frac{a}{2}\right)^2 + \left(\frac{\sqrt{3}a}{4} - 0\right)^2} = \sqrt{\left(-\frac{a}{4}\right)^2 + \left(\frac{\sqrt{3}a}{4}\right)^2} = \sqrt{\frac{a^2}{16} + \frac{3a^2}{16}} = \sqrt{\frac{a^2}{4}} = \frac{|a|}{2}$$

Since the lengths of the sides of the triangle formed by the midpoints are all equal, the triangle is equilateral.

73. Let $P_1 = (0, 0)$, $P_2 = (0, s)$, $P_3 = (s, 0)$, and $P_4 = (s, s)$ be the vertices of the square. Then P_1 and P_4 are the endpoints of one diagonal, and P_2 and P_3 are the endpoints of the other diagonal. Now, $M_{P_1P_4} = \left(\frac{0+s}{2}, \frac{0+s}{2}\right) = \left(\frac{s}{2}, \frac{s}{2}\right)$, and $M_{P_2P_3} = \left(\frac{0+s}{2}, \frac{s+0}{2}\right) = \left(\frac{s}{2}, \frac{s}{2}\right)$.

The midpoints of the diagonals are the same. So, the diagonals of a square intersect at the midpoints.

74. Let $P = (a, 2a)$. Then $\sqrt{(a+5)^2 + (2a-1)^2} = \sqrt{(a-4)^2 + (2a+4)^2} \Rightarrow (a+5)^2 + (2a-1)^2 = (a-4)^2 + (2a+4)^2$
 $\Rightarrow 5a^2 + 6a + 26 = 5a^2 + 8a + 32 \Rightarrow 6a + 26 = 8a + 32 \Rightarrow -2a = 6 \Rightarrow a = -3$. Then, $P = (-3, -6)$.

75. Arrange the parallelogram on the coordinate plane so that the vertices are $P_1 = (0, 0)$, $P_2 = (a, 0)$, $P_3 = (a+b, c)$, and $P_4 = (b, c)$. Then the lengths of the sides are $d(P_1, P_2) = \sqrt{(a-0)^2 + (0-0)^2} = \sqrt{a^2} = |a|$, $d(P_2, P_3) = \sqrt{[(a+b)-a]^2 + (c-0)^2} = \sqrt{b^2 + c^2}$,
 $d(P_3, P_4) = \sqrt{[b-(a+b)]^2 + (c-c)^2} = \sqrt{a^2} = |a|$, and $d(P_1, P_4) = \sqrt{(b-0)^2 + (c-0)^2} = \sqrt{b^2 + c^2}$.
 P_1 and P_3 are the endpoints of one diagonal, and P_2 and P_4 are the endpoints of the other diagonal.

The lengths of the diagonals are $d(P_1, P_3) = \sqrt{[(a+b)-0]^2 + (c-0)^2} = \sqrt{a^2 + 2ab + b^2 + c^2}$

and $d(P_2, P_4) = \sqrt{(b-a)^2 + (c-0)^2} = \sqrt{a^2 - 2ab + b^2 + c^2}$.

Sum of the squares of the sides: $a^2 + (\sqrt{b^2 + c^2})^2 + a^2 + (\sqrt{b^2 + c^2})^2 = 2a^2 + 2b^2 + 2c^2$

Sum of the squares of the diagonals: $(\sqrt{a^2 + 2ab + b^2 + c^2})^2 + (\sqrt{a^2 - 2ab + b^2 + c^2})^2 = 2a^2 + 2b^2 + 2c^2$

Section 1.2

85. Let $y = 0$: $(x^2 + 0^2)^2 = a^2(x^2 - 0^2) \Rightarrow x^4 - a^2x^2 = 0 \Rightarrow x^2(x+a)(x-a) = 0 \Rightarrow x = 0, x = -a, x = a$
 Let $x = 0$: $(0^2 + y^2)^2 = a^2(0^2 - y^2) \Rightarrow y^4 + a^2y^2 = 0 \Rightarrow y^2(y^2 + a^2) = 0 \Rightarrow y = 0$ So, the intercepts are $(0, 0)$, $(-a, 0)$, $(a, 0)$.

Test for x -axis symmetry; replace y by $-y$: $[x^2 + (-y)^2]^2 = a^2[x^2 - (-y)^2] \Rightarrow (x^2 + y^2)^2 = a^2(x^2 - y^2)$ Equivalent

Test for y -axis symmetry; replace x by $-x$: $[(-x)^2 + y^2]^2 = a^2[(-x)^2 - y^2] \Rightarrow (x^2 + y^2)^2 = a^2(x^2 - y^2)$ Equivalent

Test for origin symmetry; replace x by $-x$ and y by $-y$: $[(-x)^2 + (-y)^2]^2 = a^2[(-x)^2 - (-y)^2] \Rightarrow (x^2 + y^2)^2 = a^2(x^2 - y^2)$ Equivalent

The graph is symmetric with respect to the x -axis, the y -axis, and the origin.

86. Let $y = 0$: $(x^2 + 0^2 - ax)^2 = b^2(x^2 + 0^2) \Rightarrow x^4 - 2ax^3 + a^2x^2 - b^2x^2 = 0 \Rightarrow x^2[(x^2 - 2ax + a^2) - b^2] = 0$

$\Rightarrow x^2[(x-a)-b][(x-a)+b] = 0 \Rightarrow x^2[x-(a+b)][x-(a-b)] = 0 \Rightarrow x = 0, x = a+b, x = a-b$

Let $x = 0$: $(0^2 + y^2 - a \cdot 0)^2 = b^2(0^2 + y^2) \Rightarrow y^4 - b^2y^2 = 0 \Rightarrow y^2(y+b)(y-b) = 0 \Rightarrow y = 0, y = -b, y = b$

So, the intercepts are $(0, 0)$, $(a+b, 0)$, $(a-b, 0)$, $(0, -b)$, $(0, b)$.

Test for x -axis symmetry; replace y by $-y$: $[x^2 + (-y)^2 - ax]^2 = b^2[x^2 + (-y)^2] \Rightarrow (x^2 + y^2 - ax)^2 = b^2(x^2 + y^2)$ Equivalent

Test for y -axis symmetry; replace x by $-x$: $[(-x)^2 + y^2 - a(-x)]^2 = b^2[(-x)^2 + y^2] \Rightarrow (x^2 + y^2 + ax)^2 = b^2(x^2 + y^2)$ Not equivalent

Test for origin symmetry; replace x by $-x$ and y by $-y$: $[(-x)^2 + (-y)^2 - a(-x)]^2 = b^2[(-x)^2 + (-y)^2]$

$\Rightarrow (x^2 + y^2 + ax)^2 = b^2(x^2 + y^2)$ Not equivalent

The graph is symmetric with respect to the x -axis only.

Section 1.3

135. $x + 2y = 5 \Rightarrow y = -\frac{1}{2}x + \frac{5}{2}$; $2x - 3y + 4 = 0 \Rightarrow y = \frac{2}{3}x + \frac{4}{3}$; $ax + y = 0 \Rightarrow y = -ax$

If the slope of $y = -ax$ equals the slope of either of the other two lines, then no triangle is formed. So, $-a = -\frac{1}{2} \Rightarrow a = \frac{1}{2}$ and $-a = \frac{2}{3} \Rightarrow a = -\frac{2}{3}$. Also, if all three lines intersect at a single point, then no triangle is formed.

So, find where $y = -\frac{1}{2}x + \frac{5}{2}$ and $y = \frac{2}{3}x + \frac{4}{3}$ intersect: $-\frac{1}{2}x + \frac{5}{2} = \frac{2}{3}x + \frac{4}{3} \Rightarrow -\frac{7}{6}x = -\frac{7}{6} \Rightarrow x = 1$; $y = -\frac{1}{2} \cdot 1 + \frac{5}{2} = 2$.

The two lines intersect at (1, 2). If $y = -ax$ also contains the point (1, 2), then $2 = -a \cdot 1 \Rightarrow a = -2$. The three numbers are $\frac{1}{2}$, $-\frac{2}{3}$, and -2 .

136. The slope of the line containing (a, b) and (b, a) is $\frac{a-b}{b-a} = -1$. The slope of the line $y = x$ is 1. The two lines are perpendicular.

The midpoint of (a, b) and (b, a) is $M = \left(\frac{a+b}{2}, \frac{b+a}{2}\right)$. Since the x - and y -coordinates of M are equal, M lies on the line $y = x$.

137. The three midpoints are $\left(\frac{0+a}{2}, \frac{0+0}{2}\right) = \left(\frac{a}{2}, 0\right)$, $\left(\frac{a+b}{2}, \frac{0+c}{2}\right) = \left(\frac{a+b}{2}, \frac{c}{2}\right)$, and $\left(\frac{0+b}{2}, \frac{0+c}{2}\right) = \left(\frac{b}{2}, \frac{c}{2}\right)$.

Line 1 from $(0, 0)$ to $\left(\frac{a+b}{2}, \frac{c}{2}\right)$: $m = \frac{\frac{c}{2} - 0}{\frac{a+b}{2} - 0} = \frac{c}{a+b}$; $y - 0 = \frac{c}{a+b}(x - 0) \Rightarrow y = \frac{c}{a+b}x$

Line 2 from $(a, 0)$ to $\left(\frac{b}{2}, \frac{c}{2}\right)$: $m = \frac{\frac{c}{2} - 0}{\frac{b}{2} - a} = \frac{c}{b-2a}$; $y - 0 = \frac{c}{b-2a}(x - a) \Rightarrow y = \frac{c}{b-2a}(x - a)$

Line 3 from $\left(\frac{a}{2}, 0\right)$ to (b, c) : $m = \frac{c - 0}{b - \frac{a}{2}} = \frac{2c}{2b - a}$; $y - 0 = \frac{2c}{2b - a}\left(x - \frac{a}{2}\right) \Rightarrow y = \frac{2c}{2b - a}\left(x - \frac{a}{2}\right)$

Find where line 1 and line 2 intersect:

$$\frac{c}{a+b}x = \frac{c}{b-2a}(x - a) \Rightarrow \frac{b-2a}{a+b}x = x - a \Rightarrow \frac{b-2a-a-b}{a+b}x = -a \Rightarrow \frac{-3a}{a+b}x = -a \Rightarrow x = \frac{a+b}{3}$$

substitute into line 1: $y = \frac{c}{a+b} \cdot \frac{a+b}{3} = \frac{c}{3}$. So, line 1 and line 2 intersect at $\left(\frac{a+b}{3}, \frac{c}{3}\right)$.

Show that line 3 also contains the point $\left(\frac{a+b}{3}, \frac{c}{3}\right)$: $y = \frac{2c}{2b-a}\left(\frac{a+b}{3} - \frac{a}{2}\right) = \frac{2c}{2b-a} \cdot \frac{2b-a}{6} = \frac{c}{3}$

So, the three lines intersect at $\left(\frac{a+b}{3}, \frac{c}{3}\right)$.

138. Refer to Figure 47. Assume $m_1 m_2 = -1$.

Then $[d(A, B)]^2 = (1 - 1)^2 + (m_1 - m_2)^2 = (m_1 - m_2)^2 = m_1^2 - 2m_1 m_2 + m_2^2 = m_1^2 - 2(-1) + m_2^2 = m_1^2 + m_2^2 + 2$

Now, $[d(O, B)]^2 = (1 - 0)^2 + (m_1 - 0)^2 = 1 + m_1^2$, and $[d(O, A)]^2 = (1 - 0)^2 + (m_2 - 0)^2 = 1 + m_2^2$.

so $[d(O, A)]^2 + [d(O, B)]^2 = 1 + m_1^2 + 1 + m_2^2 = m_1^2 + m_2^2 + 2 = [d(A, B)]^2$. By the converse of the Pythagorean Theorem, triangle AOB is a right triangle with the right angle at vertex O . So, lines OA and OB are perpendicular.

Section 1.4

63. (a) Substitute $y = mx + b$ into $x^2 + y^2 = r^2$: $x^2 + (mx + b)^2 = r^2 \Rightarrow x^2 + m^2 x^2 + 2bmx + b^2 = r^2 \Rightarrow$

$(1 + m^2)x^2 + 2bmx + b^2 - r^2 = 0$. This equation has one solution if and only if the discriminant is zero.

$$(2bm)^2 - 4(1 + m^2)(b^2 - r^2) = 0 \Rightarrow 4b^2 m^2 - 4b^2 + 4r^2 - 4b^2 m^2 + 4m^2 r^2 = 0 \Rightarrow -4b^2 + 4r^2 + 4m^2 r^2 = 0$$

$$\Rightarrow r^2 + m^2 r^2 = b^2 \Rightarrow r^2(1 + m^2) = b^2$$

(b) From part (a), we know $(1 + m^2)x^2 + 2bmx + b^2 - r^2 = 0$.

Using the quadratic formula, since the discriminant is zero, we get $x = \frac{-2bm \pm \sqrt{0}}{2(1 + m^2)} = \frac{-bm}{1 + m^2} = \frac{-bm}{\frac{r^2}{b^2}} = -bm \cdot \frac{r^2}{b^2} = -\frac{mr^2}{b}$.

Finally, $y = m\left(-\frac{mr^2}{b}\right) + b = \frac{-m^2 r^2 + b^2}{b} = \frac{-m^2 r^2 + r^2 + m^2 r^2}{b} = \frac{r^2}{b}$. The point of tangency is $\left(-\frac{mr^2}{b}, \frac{r^2}{b}\right)$.

(c) The slope of the tangent line is m . The slope of the line containing the center of the circle $(0, 0)$ and the point of tangency is

$$\frac{\frac{r^2}{b} - 0}{-\frac{mr^2}{b} - 0} = \frac{r^2}{b} \left(-\frac{b}{mr^2}\right) = -\frac{1}{m}$$

The two lines are perpendicular.

64. Let (h, k) be the center of the circle. The slope of the tangent line $x - 2y + 4 = 0$ ($y = \frac{1}{2}x + 2$) is $\frac{1}{2}$, so the slope of the line containing (h, k) and $(0, 2)$ is -2 . This means $\frac{2 - k}{0 - h} = -2 \Rightarrow 2h = 2 - k$. The slope of the tangent line $y = 2x - 7$ is 2, so the slope of the line containing (h, k) and $(3, -1)$ is $-\frac{1}{2}$. This means $\frac{-1 - k}{3 - h} = -\frac{1}{2} \Rightarrow 3 - h = 2 + 2k \Rightarrow h = 1 - 2k$. Substitute $h = 1 - 2k$ into $2h = 2 - k$: $2(1 - 2k) = 2 - k \Rightarrow 2 - 4k = 2 - k \Rightarrow -3k = 0 \Rightarrow k = 0$. Then $h = 1 - 2 \cdot 0 = 1$. So, the center of the circle is $(1, 0)$.

65. The slope of the line containing the center of the circle $(0, 0)$ and $(1, 2\sqrt{2})$ is $\frac{2\sqrt{2} - 0}{1 - 0} = 2\sqrt{2}$.

Then the slope of the tangent line is $-\frac{1}{2\sqrt{2}} = -\frac{\sqrt{2}}{4}$. So, the equation of the tangent line is

$$y - 2\sqrt{2} = -\frac{\sqrt{2}}{4}(x - 1) \Rightarrow y - 2\sqrt{2} = -\frac{\sqrt{2}}{4}x + \frac{\sqrt{2}}{4} \Rightarrow 4y - 8\sqrt{2} = -\sqrt{2}x + \sqrt{2} \Rightarrow \sqrt{2}x + 4y = 9\sqrt{2}.$$

66. $x^2 + y^2 - 4x + 6y + 4 = 0 \Rightarrow x^2 - 4x + 4 + y^2 + 6y + 9 = 9 \Rightarrow (x - 2)^2 + (y + 3)^2 = 9$; center: $(2, -3)$

The slope of the line containing the center of the circle and $(3, 2\sqrt{2} - 3)$ is $\frac{2\sqrt{2} - 3 - (-3)}{3 - 2} = 2\sqrt{2}$.

Then the slope of the tangent line is $-\frac{1}{2\sqrt{2}} = -\frac{\sqrt{2}}{4}$. So, the equation of the tangent line is

$$y - (2\sqrt{2} - 3) = -\frac{\sqrt{2}}{4}(x - 3) \Rightarrow y - 2\sqrt{2} + 3 = -\frac{\sqrt{2}}{4}x + \frac{3\sqrt{2}}{4} \Rightarrow 4y - 8\sqrt{2} + 12 = -\sqrt{2}x + 3\sqrt{2}$$

$$\Rightarrow \sqrt{2}x + 4y = 11\sqrt{2} - 12.$$

67. The center of the circle is $\left(\frac{x_1 + x_2}{2}, \frac{y_1 + y_2}{2}\right)$ and the radius is $\frac{1}{2}\sqrt{(x_1 - x_2)^2 + (y_1 - y_2)^2}$.

Then the equation of the circle is $\left(x - \frac{x_1 + x_2}{2}\right)^2 + \left(y - \frac{y_1 + y_2}{2}\right)^2 = \frac{1}{4}[(x_1 - x_2)^2 + (y_1 - y_2)^2]$. Expanding gives

$$\begin{aligned} x^2 - x(x_1 + x_2) + \frac{(x_1 + x_2)^2}{4} + y^2 - y(y_1 + y_2) + \frac{(y_1 + y_2)^2}{4} &= \frac{1}{4}[x_1^2 - 2x_1x_2 + x_2^2 + y_1^2 - 2y_1y_2 + y_2^2] \\ 4x^2 - 4x_1x - 4x_2x + x_1^2 + 2x_1x_2 + x_2^2 + 4y^2 - 4y_1y - 4y_2y + y_1^2 + 2y_1y_2 + y_2^2 &= x_1^2 - 2x_1x_2 + x_2^2 + y_1^2 - 2y_1y_2 + y_2^2 \\ 4x^2 - 4x_1x - 4x_2x + 4x_1x_2 + 4y^2 - 4y_1y - 4y_2y + 4y_1y_2 &= 0 \\ x^2 - x_1x - x_2x + x_1x_2 + y^2 - y_1y - y_2y + y_1y_2 &= 0 \\ x(x - x_1) - x_2(x - x_1) + y(y - y_1) - y_2(y - y_1) &= 0 \\ (x - x_1)(x - x_2) + (y - y_1)(y - y_2) &= 0 \end{aligned}$$

68. Complete the square to get $\left(x + \frac{d}{2}\right)^2 + \left(y + \frac{e}{2}\right)^2 = \frac{d^2 + e^2 - 4f}{4}$. The slope of the line between the center $\left(-\frac{d}{2}, -\frac{e}{2}\right)$ and the point of

tangency (x_0, y_0) is $m = \frac{y_0 + \frac{e}{2}}{x_0 + \frac{d}{2}}$. So, the slope of the tangent line is $m_{\text{tangent}} = -\frac{x_0 + \frac{d}{2}}{y_0 + \frac{e}{2}}$.

Therefore, the equation of the tangent line is $y - y_0 = -\frac{x_0 + \frac{d}{2}}{y_0 + \frac{e}{2}}(x - x_0)$ which is equivalent to

$$\begin{aligned} (x - x_0)\left(x_0 + \frac{d}{2}\right) + (y - y_0)\left(y_0 + \frac{e}{2}\right) &= 0 \\ x_0x + \frac{d}{2}x - x_0^2 - \frac{d}{2}x_0 + y_0y + \frac{e}{2}y - y_0^2 - \frac{e}{2}y_0 &= 0 \\ x_0x + y_0y + \frac{d}{2}x + \frac{e}{2}y - \left(x_0^2 + y_0^2 + \frac{d}{2}x_0 + \frac{e}{2}y_0\right) &= 0 \end{aligned}$$

Because (x_0, y_0) is on the circle, $x_0^2 + y_0^2 + dx_0 + ey_0 + f = 0$, and $x_0^2 + y_0^2 + \frac{d}{2}x_0 + \frac{e}{2}y_0 = -\frac{d}{2}x_0 - \frac{e}{2}y_0 - f$.

So,

$$\begin{aligned} x_0x + y_0y + \frac{d}{2}x + \frac{e}{2}y - \left(-\frac{d}{2}x_0 - \frac{e}{2}y_0 - f\right) &= 0 \\ x_0x + y_0y + d\left(\frac{x + x_0}{2}\right) + e\left(\frac{y + y_0}{2}\right) + f &= 0 \end{aligned}$$

CHAPTER 2

Section 2.1

$$121. \frac{f(x+h) - f(x)}{h} = \frac{\sqrt[3]{x+h} - \sqrt[3]{x}}{h} = \frac{(x+h)^{1/3} - x^{1/3}}{h} = \frac{(x+h)^{1/3} - x^{1/3}}{h} \cdot \frac{(x+h)^{2/3} + x^{1/3}(x+h)^{1/3} + x^{2/3}}{(x+h)^{2/3} + x^{1/3}(x+h)^{1/3} + x^{2/3}}$$

$$= \frac{x+h-x}{h[(x+h)^{2/3} + x^{1/3}(x+h)^{1/3} + x^{2/3}]} = \frac{h}{h[(x+h)^{2/3} + x^{1/3}(x+h)^{1/3} + x^{2/3}]}$$

$$= \frac{1}{(x+h)^{2/3} + x^{1/3}(x+h)^{1/3} + x^{2/3}}$$

$$122. f\left(\frac{x+4}{5x-4}\right) = 3x^2 - 2; \text{ solve } \frac{x+4}{5x-4} = 1. \frac{x+4}{5x-4} = 1 \Rightarrow x+4 = 5x-4 \Rightarrow x = 2. \text{ Therefore } f(1) = 3(2)^2 - 2 = 10.$$

$$123. \text{ We need } \frac{x^2+1}{7-|3x-1|} \geq 0. \text{ Since } x^2+1 > 0 \text{ for all real numbers } x, \text{ we need } 7-|3x-1| > 0.$$

$$7-|3x-1| > 0 \Rightarrow |3x-1| < 7 \Rightarrow -7 < 3x-1 < 7 \Rightarrow -2 < x < \frac{8}{3}. \text{ The domain of } f \text{ is } \left\{x \mid -2 < x < \frac{8}{3}\right\}, \text{ or } \left(-2, \frac{8}{3}\right) \text{ in interval notation.}$$

Section 2.2

$$40. g(-2) = 5 = \frac{f(-2)}{3} - 4. \text{ Since } f(-2) = (-2)^2 - 4(-2) + c = 12 + c, \text{ we have}$$

$$\frac{12+c}{3} - 4 = 5 \Rightarrow \frac{12+c}{3} = 9 \Rightarrow 12+c = 27 \Rightarrow c = 15. \quad f(3) = 3^2 - 4 \cdot 3 + 15 = 12.$$

$$41. g(5) = 5^2 + n = 25 + n; f(g(5)) = f(25+n) = \sqrt{25+n} + 2 = 4, \text{ so } \sqrt{25+n} = 2 \Rightarrow 25+n = 4 \Rightarrow n = -21.$$

$$g(n) = n^2 + n = (-21)^2 + (-21) = 420.$$

Section 2.3

$$93. f(2) = 20 \text{ and } f(-1) = 8, \text{ so } \frac{f(2) - f(-1)}{2 - (-1)} = \frac{12}{3} = 4$$

$$f'(x) = 4 \Rightarrow 3x^2 + 4x - 1 = 4 \Rightarrow 3x^2 + 4x - 5 = 0$$

$$x = \frac{-4 \pm \sqrt{4^2 - 4(3)(-5)}}{2 \cdot 3} = \frac{-4 \pm \sqrt{76}}{6} = \frac{-4 \pm 2\sqrt{19}}{6} = \frac{-2 \pm \sqrt{19}}{3}$$

$$\frac{-2 - \sqrt{19}}{3} \approx -2.12 \text{ is outside the interval; } \frac{-2 + \sqrt{19}}{3} \approx 0.79 \text{ is in the interval. The only such number is } \frac{-2 + \sqrt{19}}{3}.$$

$$94. g(-x) = -2f\left(-\frac{x}{3}\right) = -2f\left(\frac{x}{3}\right). \text{ Since } f \text{ is odd, } f\left(-\frac{x}{3}\right) = -f\left(\frac{x}{3}\right). g(-x) = -2f\left(\frac{x}{3}\right) = 2f\left(-\frac{x}{3}\right) = -g(x) \text{ so } g \text{ is odd.}$$

Section 2.4

$$64. \text{ Use intervals } (0, 8), [8, 16], [16, 32], [32, 38] \text{ (exclude 0 and 38 since those would be the walls). Depth for the intervals } [8, 16] \text{ and } [32, 38]$$

$$\text{are constant (8 ft and 3 ft respectively). The other two are linear functions. On } (0, 8) \text{ the endpoint coordinates can be thought of as } (0, 3)$$

$$\text{and } (8, 8) \text{ [treating depth as a positive distance from the surface]. } m = \frac{8-3}{8-0} = \frac{5}{8}; \quad y = \frac{5}{8}x + 3$$

$$\text{On } [16, 32] \text{ the endpoint coordinates can be thought of as } (16, 8) \text{ and } (32, 3). m = \frac{3-8}{32-16} = \frac{-5}{16}; \quad 8 = \frac{-5}{16}(16) + b; \quad y = \frac{-5}{16}x + 13$$

$$8 = -5 + b$$

$$13 = b$$

Therefore,

$$d(x) = \begin{cases} \frac{5}{8}x + 3 & \text{if } 0 < x < 8 \\ 8 & \text{if } 8 \leq x < 16 \\ -\frac{5}{16}x + 13 & \text{if } 16 \leq x < 32 \\ 3 & \text{if } 32 \leq x < 38 \end{cases}$$

$$65. \text{ The function } f \text{ changes definition at 2 and the function } g \text{ changes definition at 0. Combining these together, the sum function will change definitions at 0 and 2.}$$

$$\text{On the interval } (-\infty, 0]: (f+g)(x) = f(x) + g(x) = (2x+3) + (-4x+1) = -2x+4$$

$$\text{On the interval } (0, 2): (f+g)(x) = f(x) + g(x) = (2x+3) + (x-7) = 3x-4$$

On the interval $[2, \infty)$: $(f + g)(x) = f(x) + g(x) = (x^2 + 5x) + (x - 7) = x^2 + 6x - 7$

So,

$$(f + g)(x) = \begin{cases} -2x + 4 & \text{if } x \leq 0 \\ 3x - 4 & \text{if } 0 < x < 2 \\ x^2 + 6x - 7 & \text{if } x \geq 2 \end{cases}$$

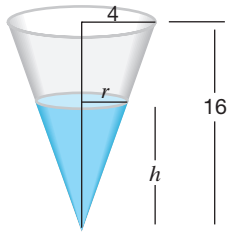
Section 2.5

91. $f(x - 5)$ is a shift right 5 units: increasing on $[2, 8]$ and $[16, 24]$, decreasing on $[8, 16]$; $f(2x - 5)$ compresses horizontally by a factor of $\frac{1}{2}$: increasing on $[1, 4]$ and $[8, 12]$, decreasing on $[4, 8]$; $-f(2x - 5)$ reflects about x -axis: increasing on $[4, 8]$, decreasing on $[1, 4]$ and $[8, 12]$; $-3f(2x - 5)$ stretches vertically by factor of 3 but does not affect increasing/decreasing. Therefore, $-3f(2x - 5)$ is increasing on $[4, 8]$.

92. Write the general normal density as $f(x) = \frac{1}{\sigma} \cdot \frac{1}{\sqrt{2\pi}} \exp\left[-\frac{\left(\frac{x - \mu}{\sigma}\right)^2}{2}\right]$. Starting with the standard normal density, $f(x) = \frac{1}{\sqrt{2\pi}} \exp\left[-\frac{x^2}{2}\right]$, stretch/compress horizontally by a factor of σ to get $y = \frac{1}{\sqrt{2\pi}} \exp\left[-\frac{\left(\frac{x}{\sigma}\right)^2}{2}\right]$ [multiply all the x -coordinates by $\frac{1}{\sigma}$], then shift the graph horizontally $|\mu|$ units (left if $\mu < 0$ and right if $\mu > 0$) to get $y = \frac{1}{\sqrt{2\pi}} \exp\left[-\frac{\left(\frac{x - \mu}{\sigma}\right)^2}{2}\right]$, then stretch/compress vertically by a factor of $\frac{1}{\sigma}$ to get $f(x) = \frac{1}{\sigma} \cdot \frac{1}{\sqrt{2\pi}} \exp\left[-\frac{\left(\frac{x - \mu}{\sigma}\right)^2}{2}\right]$ [multiply all the y -coordinates by $\frac{1}{\sigma}$].
1. Stretch/compress horizontally by a factor of σ (stretch if $\sigma > 1$)
 2. Shift horizontally $|\mu|$ units (left if $\mu < 0$ and right if $\mu > 0$)
 3. Stretch/compress vertically by a factor of $\frac{1}{\sigma}$ (compress if $\sigma > 1$)

Section 2.6

26. Use the diagram below:



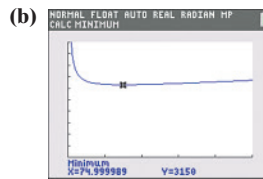
There is a pair of similar triangles in the diagram. This allows us to write

$$\frac{r}{h} = \frac{4}{16} \Rightarrow \frac{r}{h} = \frac{1}{4} \Rightarrow r = \frac{h}{4}$$

Substituting this result into the volume formula gives

$$V(h) = \frac{1}{3}\pi r^2 h = \frac{1}{3}\pi \left(\frac{h}{4}\right)^2 h = \frac{\pi}{48}h^3$$

27. (a) The total cost is the sum of the shipment cost, storage cost, and product cost. Since each shipment will contain x units, there are $\frac{600}{x}$ shipments per year, each costing \$15. So, the shipment cost is $15\left(\frac{600}{x}\right) = \frac{9000}{x}$. The storage cost for the year is given as $1.60x$. The product cost is $600(4.85) = 2910$. So, the total cost is $C(x) = \frac{9000}{x} + 1.60x + 2910$.



The retailer should order 75 drives per order for a minimum yearly cost of \$3150.

CHAPTER 3

Section 3.1

53. Solving $F = \frac{9}{5}C + 32$ for C gives $C = \frac{5}{9}(F - 32)$, and solving $R = F + 459.67$ for F gives $F = R - 459.67$.

$$\text{Then } C = \frac{5}{9}(F - 32) = \frac{5}{9}[(R - 459.67) - 32] = \frac{5}{9}(R - 491.67) = \frac{5}{9}R - 273.15. \text{ So } C(R) = \frac{5}{9}R - 273.15.$$

Section 3.3

98. If x is even, then ax^2 and bx are even, and $ax^2 + bx$ is even, which means that $ax^2 + bx + c$ is odd. If x is odd, then ax^2 and bx are odd, and $ax^2 + bx$ is even, which means that $ax^2 + bx + c$ is odd. In either case, $f(x)$ is odd.

99. Let (x, y) be a point on the line $y = x$. Then the distance from (x, y) to $(3, 1)$ is $d = \sqrt{(x - 3)^2 + (y - 1)^2}$. Since $y = x$, $d(x) = \sqrt{(x - 3)^2 + (x - 1)^2} = \sqrt{x^2 - 6x + 9 + x^2 - 2x + 1} = \sqrt{2x^2 - 8x + 10}$, and $[d(x)]^2 = 2x^2 - 8x + 10$. Because $a = 2 > 0$, it has a minimum. The x -coordinate of the minimum point of $[d(x)]^2$ also provides the x -coordinate of the minimum point of $d(x)$:

$$x = \frac{-b}{2a} = \frac{-(-8)}{2 \cdot 2} = 2. \text{ So, } 2 \text{ is the } x\text{-coordinate of the point on the line } y = x \text{ that is closest to the point } (3, 1). \text{ Since } y = x, \text{ the } y\text{-coordinate is also } 2. \text{ So, the point } (2, 2) \text{ is the point on the line } y = x \text{ that is closest to } (3, 1).$$

100. Let (x, y) be a point on the line $y = x + 1$. Then the distance from (x, y) to $(4, 1)$ is $d = \sqrt{(x - 4)^2 + (y - 1)^2}$. Since $y = x + 1$, $d(x) = \sqrt{(x - 4)^2 + [(x + 1) - 1]^2} = \sqrt{x^2 - 8x + 16 + x^2} = \sqrt{2x^2 - 8x + 16}$, and $[d(x)]^2 = 2x^2 - 8x + 16$. Because $a = 2 > 0$, it has a minimum. The x -coordinate of the minimum point of $[d(x)]^2$ also provides the x -coordinate of the minimum point of $d(x)$:

$$x = \frac{-b}{2a} = \frac{-(-8)}{2 \cdot 2} = 2. \text{ So, } 2 \text{ is the } x\text{-coordinate of the point on the line } y = x + 1 \text{ that is closest to the point } (4, 1). \text{ Since } y = x + 1, \text{ the } y\text{-coordinate is } y = 2 + 1 = 3. \text{ So, the point } (2, 3) \text{ is the point on the line } y = x + 1 \text{ that is closest to } (4, 1).$$

101. The derivative $f'(x) = 3x^2 - 14x - 5$ is a quadratic function, so its graph is a parabola. Note that $a = 3$, $b = -14$, and $c = -5$.

Because $a = 3 > 0$, the parabola is concave up. The x -coordinate of the vertex is $h = -\frac{-14}{2 \cdot 3} = \frac{7}{3}$. The y -coordinate is $k = f'\left(\frac{7}{3}\right) = 3\left(\frac{7}{3}\right)^2 - 14\left(\frac{7}{3}\right) - 5 = -\frac{64}{3}$. So, the vertex is $\left(\frac{7}{3}, -\frac{64}{3}\right)$, which lies below the x -axis. So, the graph of f' is below the x -axis when x is between the x -intercepts, and the graph of f' is above the x -axis when x is outside the x -intercepts. To find the x -intercepts, solve $f'(x) = 0$: $3x^2 - 14x - 5 = 0 \Rightarrow (3x + 1)(x - 5) = 0 \Rightarrow x = -\frac{1}{3}$ or $x = 5$. The x -intercepts are $-\frac{1}{3}$ and 5 . So, $f'(x) < 0$ on the interval $\left(-\frac{1}{3}, 5\right)$, and $f'(x) > 0$ on the intervals $(-\infty, -\frac{1}{3})$ and $(5, \infty)$. Then $f(x) = x^3 - 7x^2 - 5x + 35$ is increasing on $(-\infty, -\frac{1}{3})$ and on $(5, \infty)$, and f is decreasing on $\left(-\frac{1}{3}, 5\right)$.

102. The second derivative $f''(x) = 36x^2 - 48x$ is a quadratic function, so its graph is a parabola. Note that $a = 36$, $b = -48$, and $c = 0$.

Because $a = 36 > 0$, the parabola is concave up. The x -coordinate of the vertex is $h = -\frac{-48}{2 \cdot 36} = \frac{2}{3}$. The y -coordinate is $k = f''\left(\frac{2}{3}\right) = 36\left(\frac{2}{3}\right)^2 - 48\left(\frac{2}{3}\right) = -16$. So, the vertex is $\left(\frac{2}{3}, -16\right)$, which lies below the x -axis. So, the graph of f'' is below the x -axis when x is between the x -intercepts, and the graph of f'' is above the x -axis when x is outside the x -intercepts. To find the x -intercepts, solve $f''(x) = 0$: $36x^2 - 48x = 0 \Rightarrow 12x(3x - 4) = 0 \Rightarrow x = 0$ or $x = \frac{4}{3}$. The x -intercepts are 0 and $\frac{4}{3}$. So, $f''(x) < 0$ on the interval $\left(0, \frac{4}{3}\right)$, and $f''(x) > 0$ on the intervals $(-\infty, 0)$ and $\left(\frac{4}{3}, \infty\right)$. Then $f(x) = 3x^4 - 8x^3 + 6x + 1$ is concave up on $(-\infty, 0)$ and on $\left(\frac{4}{3}, \infty\right)$, and f is concave down on $\left(0, \frac{4}{3}\right)$.

Section 3.4

22. Substitute each point into the equation: $y_0 = a(-h)^2 + b(-h) + c = ah^2 - bh + c$; $y_1 = a \cdot 0^2 + b \cdot 0^2 + c = c$; $y_2 = ah^2 + bh + c$.

$$\text{Then } y_0 + 4y_1 + y_2 = ah^2 - bh + c + 4c + ah^2 + bh + c = 2ah^2 + 6c. \text{ So, area} = \frac{h}{3}(2ah^2 + 6c) = \frac{h}{3}(y_0 + 4y_1 + y_2).$$

23. Note that $h = 1$. Then $y_0 = -5(-1)^2 + 8 = 3$, $y_1 = -5 \cdot 0^2 + 8 = 8$, and $y_2 = -5 \cdot 1^2 + 8 = 3$.

$$\text{So, area} = \frac{h}{3}(y_0 + 4y_1 + y_2) = \frac{1}{3}(3 + 4 \cdot 8 + 3) = \frac{1}{3} \cdot 38 = \frac{38}{3}.$$

24. Note that $h = 2$. Then $y_0 = 2(-2)^2 + 8 = 16$, $y_1 = 2 \cdot 0^2 + 8 = 8$, and $y_2 = 2 \cdot 2^2 + 8 = 16$.

$$\text{So, area} = \frac{h}{3}(y_0 + 4y_1 + y_2) = \frac{2}{3}(16 + 4 \cdot 8 + 16) = \frac{2}{3} \cdot 64 = \frac{128}{3}.$$

25. Note that $h = 4$. Then $y_0 = (-4)^2 + 3(-4) + 5 = 9$, $y_1 = 0^2 + 3 \cdot 0 + 5 = 5$, and $y_2 = 4^2 + 3 \cdot 4 + 5 = 33$.

$$\text{So, area} = \frac{h}{3}(y_0 + 4y_1 + y_2) = \frac{4}{3}(9 + 4 \cdot 5 + 33) = \frac{4}{3} \cdot 62 = \frac{248}{3}.$$

26. Note that $h = 1$. Then $y_0 = -(-1)^2 + (-1) + 4 = 2$, $y_1 = -0^2 + 0 + 4 = 4$, and $y_2 = -1^2 + 1 + 4 = 4$.

$$\text{So, area} = \frac{h}{3}(y_0 + 4y_1 + y_2) = \frac{1}{3}(2 + 4 \cdot 4 + 4) = \frac{1}{3} \cdot 22 = \frac{22}{3}.$$

Section 3.5

38. Note that $v = 25 \text{ mph} = \frac{100}{3} \text{ ft/s}$. We solve $\frac{1}{2}kx^2 > \frac{w}{2g}v^2$ for x when $k = 9450$, $g = 32.2$, and $v = \frac{110}{3}$:
- $$\frac{1}{2} \cdot 9450 \cdot x^2 > \frac{4000}{2 \cdot 32.2} \left(\frac{110}{3} \right)^2 \Rightarrow 4725x^2 > 83505.86611 \Rightarrow x^2 > 17.67319918 \Rightarrow x > 4.204 \text{ since } x > 0.$$

To the nearest tenth, the spring must be able to compress at least 4.3 feet.

CHAPTER 4

Section 4.1

85. $f(x) = 3(x-1)(x+1)[(x+3)(x+1)]^2 = 3(x-1)(x+1)(x+3)^2(x+1)^2 = 3(x-1)(x+1)^3(x+3)^2$

The zeros are 1 with multiplicity 1, -1 with multiplicity 3, and -3 with multiplicity 2.

86. The power function is found by multiplying the leading terms from all the factors.

$$g(x) = -4x^2(4-5x)^2(2x-3)\left(\frac{1}{2}x+1\right)^3 \approx -4x^2(-5x)^2(2x)\left(\frac{1}{2}x\right)^3 = -4x^2(25x^2)(2x)\left(\frac{1}{8}x^3\right) = -25x^8$$

The power function is $y = -25x^8$.

Section 4.2

47. See Additional Instructor Answers 48. See Additional Instructor Answers

49. Since b and c are positive, the zeros are 0, b , and $-c$. The x -intercepts are 0, b , and $-c$.

The y -intercept is 0. The leading term will be $y = -ax \cdot x^2 \cdot x^2 = -ax^5$. The value of a is positive, so the leading coefficient will be negative. Since the degree is odd, this means as $x \rightarrow -\infty$ the graph will increase without bound ($f(x) \rightarrow \infty$ as $x \rightarrow -\infty$) and as $x \rightarrow \infty$, the graph will decrease without bound ($f(x) \rightarrow -\infty$ as $x \rightarrow \infty$). The multiplicity of $-c$ and 0 is 2 (even), so the graph will touch the x -axis at $-c$ and 0. The multiplicity of b is 1 (odd), so the graph will cross the x -axis at b . There are at most 4 turning points, but the actual turning points cannot be determined exactly.

(a) See Additional Instructor Answers for the graph (b) There is a local maximum on the intervals $(-c, 0)$ and $(0, b)$.

(c) Both $-c$ and 0 yield a local minimum value of 0. (d) $f(x) < 0$ on the interval (b, ∞) [where the graph is below the x -axis]

(e) $f(-x-4)$ is a transformation of f that is shifted right 4 units and then reflected about the y -axis. Starting with (b, ∞) , going right 4 units gives $(b+4, \infty)$, and then reflecting about the y -axis gives $f(-x-4) < 0$ on $(-\infty, -b-4)$.

(f) The graph of f is decreasing on $(-\infty, -c]$.

Section 4.3

60. (a) $p(3) = 3^3 - 7 \cdot 3 - 40 = -34$; $p(5) = 5^3 - 7 \cdot 5 - 40 = 50$ (b) p is continuous and $p(3) < 0 < p(5)$, so there must be at least one real zero in the interval $(3, 5)$. (c) $p'(x) = 3x^2 - 7$; Start with $x_0 = 4$.

$$x_1 = 4 - \frac{p(4)}{p'(4)} \approx 4.097560976; x_2 = 4.097560976 - \frac{p(4.097560976)}{p'(4.097560976)} \approx 4.094906;$$

$$x_3 = 4.094906 - \frac{p(4.094906)}{p'(4.094906)} \approx 4.094904$$

Since x_2 and x_3 are the same to 4 decimal places, the zero is approximately $x = 4.0949$.

61. (a) Dividing: $x - 1 \overline{) 2x + 3}$; so $R(x) = 2 + \frac{5}{x-1}$. (b) See Additional Instructor Answers for the graph
- $$\frac{2x-2}{5}$$

(c) The only real zero of the denominator is 1, so the line $x = 1$ is a vertical asymptote.

As $x \rightarrow \pm \infty$, $\frac{2x+3}{x-1} \approx \frac{2x}{x} = 2$ so the line $y = 2$ is a horizontal asymptote.

62. (a) Dividing: $2x - 7 \overline{) -6x + 16}$; so $R(x) = -3 + \frac{-5}{2x-7}$. (b) See Additional Instructor Answers for the graph
- $$\frac{-6x+21}{-5}$$

(c) The only real zero of the denominator is $\frac{7}{2}$, so the line $x = \frac{7}{2}$ is a vertical asymptote.

As $x \rightarrow \pm \infty$, $\frac{-6x+16}{2x-7} \approx \frac{-6x}{2x} = -3$ so the line $y = -3$ is a horizontal asymptote.

63. Answers will vary. We want a rational function so that $R(x) = 2x + 1 + \frac{n(x)}{d(x)}$ where n and d are polynomial functions and the degree of $n(x)$ is

less than the degree of $d(x)$. One possibility is to let $n(x) = 1$ and $d(x) = x + 1$ which gives $R(x) = 2x + 1 + \frac{1}{x+1} = \frac{2x^2 + 3x + 2}{x+1}$.

Section 4.4

67. (a) Since $R(x)$ is undefined and has a hole at $(3, \frac{7}{5})$, we can remove the discontinuity by defining

$$R(x) = \begin{cases} \frac{x^2 + x - 12}{x^2 - x - 6} & \text{if } x \neq 3 \\ \frac{7}{5} & \text{if } x = 3 \end{cases}$$

68. (a) Since $R(x)$ is undefined and has a hole at $(-5, \frac{7}{2})$, we can remove the discontinuity by defining

$$R(x) = \begin{cases} \frac{x^2 + 3x - 10}{x^2 + 8x + 15} & \text{if } x \neq -5 \\ \frac{7}{2} & \text{if } x = -5 \end{cases}$$

(b) Since $R(x)$ is undefined and has a hole at $(\frac{3}{2}, -11)$, we can remove the discontinuity by defining

$$R(x) = \begin{cases} \frac{6x^2 - 7x - 3}{2x^2 - 7x + 6} & \text{if } x \neq \frac{3}{2} \\ -11 & \text{if } x = \frac{3}{2} \end{cases}$$

(b) Since $R(x)$ is undefined and has a hole at $(-\frac{5}{2}, \frac{14}{11})$, we can remove the discontinuity by defining

$$R(x) = \begin{cases} \frac{8x^2 + 26x + 15}{2x^2 - x - 15} & \text{if } x \neq -\frac{5}{2} \\ \frac{14}{11} & \text{if } x = -\frac{5}{2} \end{cases}$$

Section 4.5

73. (a) $K \geq 16$

$$\frac{2 \cdot 150(S + 42)}{S^2} \geq 16$$

$$\frac{300S + 12,600}{S^2} \geq 16$$

$$\frac{300S + 12,600 - 16S^2}{S^2} \geq 0$$

Solve $-16S^2 + 300S + 12,600 = 0$ and $S^2 = 0$ to divide the S -axis into intervals. The zeros of the numerator are $S \approx 39$ and $S \approx -20$. The zero of the denominator is $S = 0$. Since the stretch cannot be negative, only consider cases where $S \geq 0$.

Interval	(0, 39)	(39, ∞)
Test value	1	40
Left side	12,884	-0.625
Conclusion	Positive	Negative

The cord will stretch less than 39 feet.

(b) The safe height is determined by the minimum clearance (3 ft), the free length of the cord (42 ft), and the maximum stretch in the cord (39 ft). The platform must be at least $3 + 42 + 39 = 84$ feet above the ground for a 150-lb jumper.

Section 4.6

120. Let $\frac{p}{q}$ be a rational zero of the polynomial $f(x) = a_n x^n + a_{n-1} x^{n-1} + \dots + a_1 x + a_0$ where $a_n, a_{n-1}, \dots, a_1,$ and a_0 are integers. Suppose also that p and q have no common factors other than 1 and -1 . Then

$$f\left(\frac{p}{q}\right) = a_n \left(\frac{p}{q}\right)^n + a_{n-1} \left(\frac{p}{q}\right)^{n-1} + \dots + a_1 \left(\frac{p}{q}\right) + a_0 = 0$$

$$\frac{1}{q^n} (a_n p^n + a_{n-1} p^{n-1} q + a_{n-2} p^{n-2} q^2 + \dots + a_1 p q^{n-1} + a_0 q^n) = 0$$

$$a_n p^n + a_{n-1} p^{n-1} q + a_{n-2} p^{n-2} q^2 + \dots + a_1 p q^{n-1} + a_0 q^n = 0$$

$$a_n p^n + a_{n-1} p^{n-1} q + a_{n-2} p^{n-2} q^2 + \dots + a_1 p q^{n-1} = -a_0 q^n$$

Because p is a factor of the left side of the equation, it must also be a factor of $a_0 q^n$. Since p is not a factor of q , p must be a factor of a_0 . Similarly, q must be a factor of a_n .

121. Let $y_1 = x^3, y_2 = 1 - x^2$, and $f(x) = y_1 - y_2 = x^3 - (1 - x^2) = x^3 + x^2 - 1$. Note that $f(x) = 0$ where $y_1 = y_2$, that is, where y_1 and y_2 intersect. Since f is a polynomial function, and $f(0) = -1$ and $f(1) = 1$ are of opposite sign, the Intermediate Value Theorem guarantees there is at least one real number c in the interval $(0, 1)$ where $f(c) = 0$. That is, there is at least one real number c in the interval where the graphs of $y_1 = x^3$ and $y_2 = 1 - x^2$ intersect.

74. Let $r =$ the distance between Earth and the object in kilometers. Then $384,400 - r =$ the distance between the object and the moon. We want

$$G \frac{m_{\text{moon}} m_{\text{obj}}}{(384,400 - r)^2} > G \frac{m_{\text{earth}} m_{\text{obj}}}{r^2}$$

$$\frac{m_{\text{moon}}}{(384,400 - r)^2} > \frac{m_{\text{earth}}}{r^2}$$

$$\frac{m_{\text{moon}}}{(384,400 - r)^2} - \frac{m_{\text{earth}}}{r^2} > 0$$

$$\frac{r^2 m_{\text{moon}} - (384,400 - r)^2 \cdot m_{\text{earth}}}{r^2 (384,400 - r)^2} > 0$$

The zeros and values where the left-hand side is undefined are $r = 0, r \approx 432,353, r \approx 346,022$, and $r = 384,400$. Since the distance from Earth to the object will be greater than 0 but less than the distance to the moon, we can exclude some of these values.

Interval	(0, 346022)	(346022, 384400)
Test value	100,000	350,000
Left side	-6×10^{14}	1.3×10^{13}
Result	Negative	Positive

The gravitational force on the object due to the moon will be greater than the force due to the Earth when the object is more than 346,022 kilometers from Earth.

Section 4.7

$$43. f(x) = 2x^3 - 14x^2 + bx - 3$$

$$0 = 2 \cdot 2^3 - 14 \cdot 2^2 + b \cdot 2 - 3$$

$$0 = 2b - 43 \Rightarrow b = \frac{43}{2}$$

$$\text{so } f(x) = 2x^3 - 14x^2 + \frac{43}{2}x - 3.$$

$$f(1) = 2 - 14 + \frac{43}{2} - 3 = \frac{13}{2}, g(1) = 1 - 3 - 8 + 30 = 20; (f \cdot g)(1) = f(1) \cdot g(1) = \frac{13}{2} \cdot 20 = 130$$

$$44. f(x) = (x - (3 + i))(x - (3 - i))(x - 2)(x + 2)$$

$$= (x - 3 - i)(x - 3 + i)(x - 2)(x + 2)$$

$$= x^4 - 6x^3 + 6x^2 + 24x - 40$$

$$g(x) = x^3 + cx^2 - 8x + 30$$

$$0 = (3 - i)^3 + c(3 - i)^2 - 8(3 - i) + 30$$

$$0 = (18 - 26i) + c(8 - 6i) - (24 - 8i) + 30$$

$$0 = 24 - 18i + 8c - 6ic$$

$$0 = 3(8 - 6i) + c(8 - 6i)$$

$$0 = (8 - 6i)(3 + c) \Rightarrow c = -3$$

$$\text{so } g(x) = x^3 - 3x^2 - 8x + 30.$$

$$g(x) = a(x - i)(x + i)(x - 2i)(x + 2i)$$

$$g(x) = a(x^2 + 1)(x^2 + 4)$$

$$-4 = a(0^2 + 1)(0^2 + 4) \Rightarrow a = -1$$

$$\text{so } g(x) = -(x^2 + 1)(x^2 + 4) = -x^4 - 5x^2 - 4.$$

$$f(1) = -15 \text{ and } g(1) = -10 \text{ so } (f + g)(1) = f(1) + g(1) = -15 + (-10) = -25$$

$$45. (a) f(x) = x^4 + 1 = x^4 + 2x^2 + 1 - 2x^2 = (x^2 + 1)^2 - (\sqrt{2}x)^2 = (x^2 - \sqrt{2}x + 1)(x^2 + \sqrt{2}x + 1)$$

$$(b) x = \frac{-(-\sqrt{2}) \pm \sqrt{(-\sqrt{2})^2 - 4 \cdot 1 \cdot 1}}{2 \cdot 1} = \frac{\sqrt{2} \pm \sqrt{-2}}{2} \text{ and } x = \frac{-\sqrt{2} \pm \sqrt{(\sqrt{2})^2 - 4 \cdot 1 \cdot 1}}{2 \cdot 1} = \frac{-\sqrt{2} \pm \sqrt{-2}}{2}$$

$$\text{The zeros are } -\frac{\sqrt{2}}{2} - \frac{\sqrt{2}}{2}i, -\frac{\sqrt{2}}{2} + \frac{\sqrt{2}}{2}i, \frac{\sqrt{2}}{2} - \frac{\sqrt{2}}{2}i, \text{ and } \frac{\sqrt{2}}{2} + \frac{\sqrt{2}}{2}i.$$

CHAPTER 5

Section 5.1

74. Since f and g are odd functions, $f(-x) = -f(x)$ and $g(-x) = -g(x)$. Then

$$(f \circ g)(-x) = f(g(-x)) = f(-g(x)) = -f(g(x)) = -(f \circ g)(x). \text{ So, } f \circ g \text{ is odd.}$$

75. Since f is an odd function, $f(-x) = -f(x)$. Since g is an even function, $g(-x) = g(x)$.

$$\text{Then } (f \circ g)(-x) = f(g(-x)) = f(g(x)) = (f \circ g)(x). \text{ So, } f \circ g \text{ is even.}$$

$$\text{Also, } (g \circ f)(-x) = g(f(-x)) = g(-f(x)) = g(f(x)) = (g \circ f)(x). \text{ So, } (g \circ f)(x) \text{ is even.}$$

$$76. (f \circ g)(x) = f(g(x)) = f(ax + b) = (ax + b)^2 + 5(ax + b) + c = a^2x^2 + 2abx + b^2 + 5ax + 5b + c$$

$$= a^2x^2 + (2ab + 5a)x + (b^2 + 5b + c)$$

$$\text{We know } (f \circ g)(x) = 4x^2 + 22x + 31, \text{ so } a^2 = 4, 2ab + 5a = 22, \text{ and } b^2 + 5b + c = 31.$$

$$\text{Now, } a^2 = 4 \Rightarrow a = -2 \text{ or } a = 2. \text{ If } a = 2, \text{ then } 2 \cdot 2 \cdot b + 5 \cdot 2 = 22 \Rightarrow 4b + 10 = 22 \Rightarrow b = 3, \text{ and then}$$

$$3^2 + 5 \cdot 3 + c = 31 \Rightarrow 24 + c = 31 \Rightarrow c = 7. \text{ If } a = -2, \text{ then } 2(-2)b + 5(-2) = 22 \Rightarrow -4b - 10 = 22 \Rightarrow b = -8, \text{ and then}$$

$$(-8)^2 + 5(-8) + c = 31 \Rightarrow 24 + c = 31 \Rightarrow c = 7. \text{ So, } a = 2, b = 3, c = 7 \text{ or } a = -2, b = -8, c = 7.$$

$$77. h(2) = \sqrt{2+7} = \sqrt{9} = 3; g(h(2)) = g(3) = \frac{1}{3}; f(g(h(2))) = f\left(\frac{1}{3}\right) = 6 \cdot \frac{1}{3} - 7 = 2 - 7 = -5; (f \circ g \circ h)(2) = -5.$$

78. From $h(x) = \sqrt{x+3}, x \geq -3$.

$$\text{From } (g \circ h)(x) = \frac{\sqrt{x+3}}{\sqrt{x+3}-2}, \sqrt{x+3}-2 \neq 0 \Rightarrow \sqrt{x+3} \neq 2 \Rightarrow x+3 \neq 4 \Rightarrow x \neq 1.$$

$$\text{From } (f \circ g \circ h)(x) = \frac{1}{\frac{\sqrt{x+3}}{\sqrt{x+3}-2} + 4}, \frac{\sqrt{x+3}}{\sqrt{x+3}-2} + 4 \neq 0 \Rightarrow \sqrt{x+3} + 4(\sqrt{x+3}-2) \neq 0 \Rightarrow 5\sqrt{x+3} \neq 8$$

$$\Rightarrow 25(x+3) \neq 64 \Rightarrow 25x + 75 \neq 64 \Rightarrow 25x \neq -11 \Rightarrow x \neq -\frac{11}{25}.$$

$$\text{So, the domain of } (f \circ g \circ h)(x) \text{ is } \left\{x \mid x \geq -3, x \neq -\frac{11}{25}, x \neq 1\right\} \text{ or } \left[-3, -\frac{11}{25}\right) \cup \left(-\frac{11}{25}, 1\right) \cup (1, \infty).$$

Section 5.2

$$97. f(x) = \frac{ax+b}{cx+d} \Rightarrow y = \frac{ax+b}{cx+d}. \text{ Interchange } x \text{ and } y, \text{ and then solve for } y: x = \frac{ay+b}{cy+d} \Rightarrow cxy + dx = ay + b$$

$$\Rightarrow cxy - ay = -dx + b \Rightarrow (cx - a)y = -dx + b \Rightarrow y = \frac{-dx + b}{cx - a}. \text{ So, } f^{-1}(x) = \frac{-dx + b}{cx - a}.$$

$$\text{Now, } f = f^{-1} \Rightarrow \frac{ax+b}{cx+d} = \frac{-dx+b}{cx-a} \Rightarrow (ax+b)(cx-a) = (-dx+b)(cx+d) \Rightarrow$$

$$acx^2 - a^2x + bcx - ab = -cdx^2 - d^2x + bcd + bd \Rightarrow acx^2 + (-a^2 + bc)x - ab = -cdx^2 + (-d^2 + bc)x + bd.$$

$$\text{So, } ac = -cd; -a^2 + bc = -d^2 + bc; -ab = bd, \text{ which means } a = -d.$$

$$98. h(x) = (f \circ g)(x) = f(g(x)) \Rightarrow y = f(g(x)). \text{ Interchange } x \text{ and } y, \text{ and then solve for } y: x = f(g(y)) \Rightarrow$$

$$f^{-1}(x) = g(y) \Rightarrow g^{-1}(f^{-1}(x)) = y. \text{ So, } h^{-1}(x) = g^{-1}(f^{-1}(x)) = (g^{-1} \circ f^{-1})(x).$$

CP10 Challenge Problem Solutions: Chapter 5

99. (a) The domain of f is $(-\infty, \infty)$. From $y = 2x + 3, x < 0$, then $y < 3$; from $y = 3x + 4, x \geq 0$, then $y \geq 4$.

The range of f is $(-\infty, 3) \cup [4, \infty)$.

(b) Consider the piece $f(x) = 2x + 3, x < 0 \Rightarrow y = 2x + 3, x < 0$. Interchange x and y : $x = 2y + 3, y < 0$.

Note, if $y < 0$, then $x < 3$, so $x = 2y + 3, x < 3 \Rightarrow x - 3 = 2y, x < 3 \Rightarrow y = \frac{x-3}{2}, x < 3$.

So, $f^{-1}(x) = \frac{x-3}{2}, x < 3$. Now consider the piece $f(x) = 3x + 4, x \geq 0 \Rightarrow y = 3x + 4, x \geq 0$.

Interchange x and y : $x = 3y + 4, y \geq 0$. Note, if $y \geq 0$, then $x \geq 4$, so $x = 3y + 4, x \geq 4 \Rightarrow x - 4 = 3y, x \geq 4 \Rightarrow y = \frac{x-4}{3}, x \geq 4$.

So, $f^{-1}(x) = \frac{x-4}{3}, x \geq 4$.

Putting the pieces together, we have $f^{-1}(x) = \begin{cases} \frac{x-3}{2}, & x < 3 \\ \frac{x-4}{3}, & x \geq 4 \end{cases}$

(c) The domain of f^{-1} is $(-\infty, 3) \cup [4, \infty)$, the range of f . The range of f^{-1} is $(-\infty, \infty)$, the domain of f .

Section 5.3

133. $3^{2x-1} - 4 \cdot 3^x + 9 = 0 \Rightarrow 3(3^{2x-1} - 4 \cdot 3^x + 9) = 3 \cdot 0 \Rightarrow 3^{2x} - 12 \cdot 3^x + 27 = 0$. Let $u = 3^x$. Then we have $u^2 - 12u + 27 = 0 \Rightarrow (u-3)(u-9) = 0 \Rightarrow u = 3$ or $u = 9$. Then, $3^x = 3$ or $3^x = 9 \Rightarrow x = 1$ or $x = 2$.

134. $2^{\frac{2}{3}x+1} - 3 \cdot 2^{\frac{1}{3}x} - 20 = 0 \Rightarrow 2 \cdot 2^{\frac{2}{3}x} - 3 \cdot 2^{\frac{1}{3}x} - 20 = 0$. Let $u = 2^{\frac{1}{3}x}$.

Then $2u^2 - 3u - 20 = 0 \Rightarrow (2u+5)(u-4) = 0 \Rightarrow u = -\frac{5}{2}$ or $u = 4$. Then $2^{\frac{1}{3}x} = -\frac{5}{2}$ or $2^{\frac{1}{3}x} = 4$.

Now, $2^{\frac{1}{3}x} = -\frac{5}{2}$ is not possible. So, $2^{\frac{1}{3}x} = 4 \Rightarrow 2^{\frac{1}{3}x} = 2^2 \Rightarrow \frac{1}{3}x = 2 \Rightarrow x = 6$.

Section 5.4

137. $\log_6(\log_2 x) = 1 \Rightarrow \log_2 x = 6^1 = 6 \Rightarrow x = 2^6 = 64$

138. $\log_2[\log_4(\log_3 x)] = 0 \Rightarrow \log_4(\log_3 x) = 2^0 = 1 \Rightarrow \log_3 x = 4^1 = 4 \Rightarrow x = 3^4 = 81$

139. $\log_3 9^{2x+3} = x^2 + 1 \Rightarrow \log_3(3^2)^{2x+3} = x^2 + 1 \Rightarrow \log_3 3^{4x+6} = x^2 + 1 \Rightarrow 4x + 6 = x^2 + 1 \Rightarrow x^2 - 4x - 5 = 0 \Rightarrow (x+1)(x-5) = 0 \Rightarrow x = -1$ or $x = 5$

Section 5.5

111. $\log_a b = \frac{\log_b b}{\log_b a} = \frac{1}{\log_b a}$ 112. $\log_{\sqrt{a}} m = \frac{\log_a m}{\log_a \sqrt{a}} = \frac{\log_a m}{\log_a a^{1/2}} = \frac{\log_a m}{\frac{1}{2}} = 2 \log_a m = \log_a m^2$

113. $\log_a^n b^m = \frac{\log_a b^m}{\log_a a^n} = \frac{m \log_a b}{n} = \frac{m}{n} \log_a b$

114. $\log_2 3 \cdot \log_3 4 \cdot \log_4 5 \cdots \log_n(n+1) = 10 \Rightarrow \frac{\ln 3}{\ln 2} \cdot \frac{\ln 4}{\ln 3} \cdot \frac{\ln 5}{\ln 4} \cdots \frac{\ln(n+1)}{\ln n} = 10 \Rightarrow \frac{\ln(n+1)}{\ln 2} = 10 \Rightarrow \log_2(n+1) = 10 \Rightarrow n+1 = 2^{10} \Rightarrow n+1 = 1024 \Rightarrow n = 1023$

Section 5.6

101. The domain of the variable is $x > 0$.

$\log_2(x+1) - \log_4 x = 1 \Rightarrow \log_2(x+1) - \frac{\log_2 x}{\log_2 4} = 1 \Rightarrow \log_2(x+1) - \frac{\log_2 x}{2} = 1 \Rightarrow 2\log_2(x+1) - \log_2 x = 2$

$\Rightarrow \log_2(x+1)^2 - \log_2 x = 2 \Rightarrow \log_2 \frac{(x+1)^2}{x} = 2 \Rightarrow \frac{(x+1)^2}{x} = 2^2 \Rightarrow (x+1)^2 = 4x \Rightarrow x^2 + 2x + 1 = 4x$

$\Rightarrow x^2 - 2x + 1 = 0 \Rightarrow (x-1)^2 = 0 \Rightarrow x-1 = 0 \Rightarrow x = 1$. The solution set is $\{1\}$.

102. $(\sqrt[3]{2})^{2-x} = 2^{x^2} \Rightarrow (2^{1/3})^{2-x} = 2^{x^2} \Rightarrow 2^{\frac{1}{3}(2-x)} = 2^{x^2} \Rightarrow \frac{1}{3}(2-x) = x^2 \Rightarrow 2-x = 3x^2 \Rightarrow 3x^2 + x - 2 = 0$

$\Rightarrow (3x-2)(x+1) = 0 \Rightarrow x = \frac{2}{3}$ or $x = -1$. The solution set is $\left\{-1, \frac{2}{3}\right\}$.

103. The domain of the variable is $x > 0$.

$\log_2 x^{\log_2 x} = 4 \Rightarrow \log_2 x \cdot \log_2 x = 4 \Rightarrow (\log_2 x)^2 = 4 \Rightarrow \log_2 x = \pm 2 \Rightarrow x = 2^{-2} = \frac{1}{4}$ or $x = 2^2 = 4$. The solution set is $\left\{\frac{1}{4}, 4\right\}$.

104. The domain of the variable is $x > 0$.

$\ln x^2 = (\ln x)^2 \Rightarrow 2 \ln x = (\ln x)^2 \Rightarrow (\ln x)^2 - 2 \ln x = 0 \Rightarrow \ln x(\ln x - 2) = 0 \Rightarrow \ln x = 0$ or $\ln x = 2 \Rightarrow x = e^0 = 1$ or $x = e^2$. The solution set is $\{1, e^2\}$.

105. The domain of the variable is $x > 0$.

$$\sqrt{\log x} = 2 \log \sqrt{3} \Rightarrow \sqrt{\log x} = \log 3 \Rightarrow \log x = (\log 3)^2 \Rightarrow x = 10^{(\log 3)^2} = (10^{\log 3})^{\log 3} = 3^{\log 3}.$$

Since we squared both sides of the equation, we must check.

$$\text{Since } \sqrt{\log 3^{\log 3}} = \sqrt{\log 3 \cdot \log 3} = \log 3 = \log (\sqrt{3})^2 = 2 \log \sqrt{3}, \text{ the solution set is } \{3^{\log 3}\}.$$

CHAPTER 6

Section 6.1

123. Large area: $A = \pi r^2 = \pi \cdot 9^2 = 81\pi$.

$$\text{We need } \frac{3}{4} \text{ of this area} \Rightarrow \frac{3}{4} \cdot 81\pi = \frac{243}{4}\pi.$$

Small area: $A = \pi r^2 = \pi \cdot 3^2 = 9\pi$. We need $\frac{1}{4}$ of this

$$\text{area} \Rightarrow \frac{1}{4} \cdot 9\pi = \frac{9}{4}\pi.$$

$$\text{The total area is } \frac{243}{4}\pi + \frac{9}{4}\pi = \frac{252}{4}\pi = 63\pi \text{ square feet.}$$

124. $\angle BAE$ is a right angle so arc $\widehat{BE} = 2\pi$ is one-fourth of the circumference C of the circle so $C = 8\pi$.

First find the radius of the circle: $C = 2\pi r$ so $8\pi = 2\pi r \Rightarrow r = 4$
The area of the circle is $A = \pi r^2 = \pi \cdot 4^2 = 16\pi$. The area of sector BAE is 4π .

The area of the rectangle is $lw = 4(4 + 7) = 44$.

So the area of the rectangle that is outside the circle is $44 - 4\pi$ square units.

125. Since 50 feet = 600 inches, moving 600 inches equates to an arc length of 600 inches for a circle with radius 15 inches (the radius of the wheel). $600 = 15 \cdot \theta_w$, so $\theta_w = 40$ radians. The wheel and rear cog have the same angle of rotation so $s_c = r_c \cdot \theta_w = 1.8(40) = 72$ inches for the chain on the cog wheel. The chain needs to have the same arc length on the pedal drive wheel, so $72 = (5.2)\theta_p$ or $\theta_p \approx 13.84615$ radians = $13.84615/(2\pi) \approx 2.2$ revolutions.

Section 6.2

139. $\cos \theta + \sin^2 \theta = \frac{41}{49}$; $\cos^2 \theta + \sin^2 \theta = 1$

Substitute $x = \cos \theta$; $y = \sin \theta$ and solve these simultaneous equations for x .

$$x + y^2 = \frac{41}{49}; x^2 + y^2 = 1$$

$$x + (1 - x^2) = \frac{41}{49}$$

$$x^2 - x - \frac{8}{49} = 0$$

$$49x^2 - 49x - 8 = 0$$

$$x = \frac{-(-49) \pm \sqrt{(-49)^2 - 4 \cdot 49 \cdot (-8)}}{2 \cdot 49} = \frac{49 \pm 63}{98}$$

Since the point is in quadrant III,

$$x = \frac{49 - 63}{98} = -\frac{1}{7} \text{ and}$$

$$y^2 = 1 - \left(-\frac{1}{7}\right)^2 = \frac{48}{49} \Rightarrow y = -\sqrt{\frac{48}{49}} = -\frac{4\sqrt{3}}{7}$$

140. $\cos^2 \theta - \sin \theta = -\frac{1}{9}$; $\cos^2 \theta + \sin^2 \theta = 1$

Substitute $x = \cos \theta$; $y = \sin \theta$ and solve these simultaneous equations for y .

$$x^2 - y = -\frac{1}{9}; x^2 + y^2 = 1$$

$$(1 - y^2) - y = -\frac{1}{9}$$

$$y^2 + y - \frac{10}{9} = 0$$

$$9y^2 + 9y - 10 = 0$$

$$y = \frac{-9 \pm \sqrt{9^2 - 4 \cdot 9 \cdot (-10)}}{2 \cdot 9} = \frac{-9 \pm 21}{18}$$

Since the point is in quadrant II,

$$y = \frac{-9 + 21}{18} = \frac{2}{3} \text{ and}$$

$$x^2 = 1 - \left(\frac{2}{3}\right)^2 = \frac{5}{9} \Rightarrow x = -\sqrt{\frac{5}{9}} = -\frac{\sqrt{5}}{3}$$

141. The point $(x, y) = (5n, -12n)$ is in quadrant IV.

$$\sin \theta = \frac{y}{\sqrt{x^2 + y^2}} = \frac{-12n}{\sqrt{(5n)^2 + (-12n)^2}} = \frac{-12n}{\sqrt{25n^2 + 144n^2}} = \frac{-12n}{\sqrt{169n^2}} = \frac{-12n}{13n} = -\frac{12}{13}$$

Section 6.3

134. $\frac{2 \sin^2 \theta + 3 \cos^2 \theta}{\sin^2 \theta} = \frac{3 \sin \theta \cos \theta + 1}{\sin^2 \theta}$

$$2 + 3 \cot^2 \theta = 3 \cot \theta + \csc^2 \theta$$

$$1 + 2 \cot^2 \theta = 3 \cot \theta$$

$$2 \cot^2 \theta - 3 \cot \theta + 1 = 0$$

$$(2 \cot \theta - 1)(\cot \theta - 1) = 0$$

$$\cot \theta = \frac{1}{2}, \cot \theta = 1$$

135. $(\tan \theta)^2 = (3 - \sec \theta)^2$

$$\tan^2 \theta = 9 - 6 \sec \theta + \sec^2 \theta$$

$$6 \sec \theta = 9 + \sec^2 \theta - \tan^2 \theta$$

$$6 \sec \theta = 9 + 1$$

$$\sec \theta = \frac{10}{6} = \frac{5}{3} = \frac{1}{\cos \theta} \Rightarrow \cos \theta = \frac{3}{5}$$

This means $\sin \theta = \frac{4}{5}$, so $\sin \theta + \cos \theta = \frac{7}{5}$.

136. Since $\sin(4\theta) = \cos(2\theta)$ and $0 < 4\theta < \frac{\pi}{2}$, we know $4\theta + 2\theta = \frac{\pi}{2}$. So $\theta = \frac{\pi}{12}$.

$$\sin(8\theta) + \cot(4\theta) - 2 = \sin\left(\frac{2\pi}{3}\right) + \cot\left(\frac{\pi}{3}\right) - 2 = \frac{\sqrt{3}}{2} + \frac{\sqrt{3}}{3} - 2 = \frac{5\sqrt{3} - 12}{6}$$

CP12 Challenge Problem Solutions: Chapter 7

137. $\cos \theta = 7 + 8 \sin \theta$

$$\cos^2 \theta = 49 + 112 \sin \theta + 64 \sin^2 \theta$$

$$1 - \sin^2 \theta = 49 + 112 \sin \theta + 64 \sin^2 \theta$$

$$65 \sin^2 \theta + 112 \sin \theta + 48 = 0$$

$$(13 \sin \theta + 12)(5 \sin \theta + 4) = 0$$

$$\bullet \sin \theta = -\frac{12}{13} \text{ and } \cos \theta = -\frac{5}{13}, \text{ or}$$

$$\bullet \sin \theta = -\frac{4}{5} \text{ and } \cos \theta = \frac{3}{5} \text{ (extraneous)}$$

$$\sin \theta - \cos \theta = -\frac{12}{13} - \left(-\frac{5}{13}\right) = -\frac{7}{13}$$

Section 6.4

98. The graph of $y = A \sin(Bx - C) + D$ oscillates between $-|A| + D$ and $|A| + D$. So to lie below the x -axis completely,

$$|A| + D < 0 \quad \text{or} \quad D < -|A|.$$

99. y -intercept: $A \cos(-BC) + A$

x -intercepts:

$$0 = A \cos[B(x - C)] + A$$

$$-A = A \cos[B(x - C)]$$

$$-1 = \cos[B(x - C)]$$

So, $B(x - C) = (2k + 1) \cdot \pi$, k an integer.

$$x - C = \frac{(2k + 1)\pi}{B}$$

$$x = \frac{(2k + 1)\pi}{B} + C$$

The intercepts are $(0, A \cos(-BC) + A)$

$$\text{and } \left(\frac{(2k + 1)\pi}{B} + C, 0\right), k \text{ an integer.}$$

Section 6.5

54. We need $\tan x > 0$, so the angle x needs to be in quadrant I or quadrant III. The domain is $\left\{x \mid k\pi < x < \frac{2k + 1}{2}\pi, k \text{ an integer}\right\}$. The range is the set of all real numbers. The graph of $y = \tan x$ has vertical asymptotes when $\cos x = 0$, so $f(x) = \log(\tan x)$ will have these asymptotes plus asymptotes where $\tan x = 0$, which is where $\sin x = 0$. So, $f(x) = \log(\tan x)$ will have vertical asymptotes at every integer multiple of $\frac{\pi}{2}$. That is, at $x = \frac{k\pi}{2}$, where k is an integer.

55. We need $\sin x \neq 0$ or $x \neq k\pi$, so the domain is $\{x \mid x \neq k\pi, k \text{ an integer}\}$. Since $0 < |\sin x| \leq 1$, we have $\ln |\sin x| \leq 0$, so the range is $\{y \mid y \leq 0\}$ or $(-\infty, 0]$. The function $f(x) = \ln |\sin x|$ will have vertical asymptotes where $\sin x = 0$. That is, at $x = k\pi$, where k is an integer.

Section 6.6

35. The coaster car travels from a high of 106 ft to a low of 4 ft, so the amplitude is $A = 51$ and the vertical shift is $B = 55$. The car moves from a high point to a low point (1/2 period) in 1.8 seconds, so the period $T = 3.6$ seconds. $T = \frac{2\pi}{\omega} \Rightarrow \omega = \frac{2\pi}{3.6} = \frac{5\pi}{9}$. Assuming the car starts at the top of a hill, there is a phase shift to the left of 0.9 seconds.

$$y = 51 \sin\left(\frac{5\pi}{9}(t + 0.9)\right) + 55 \quad \text{or} \quad y = 51 \sin\left(\frac{5\pi t}{9} + \frac{\pi}{2}\right) + 55$$

CHAPTER 7

Section 7.1

87. Let $\theta_1 = \sin^{-1} x$. Then $\sin \theta_1 = x$ and $\cos \theta_1 = \pm \sqrt{1 - x^2}$. Let $\theta_2 = \cos^{-1} \frac{4}{5}$. Then $\cos \theta_2 = \frac{4}{5}$, $0 \leq \theta_2 \leq \pi$.

Since $\cos \theta_2 > 0$, θ_2 is in quadrant I and $\tan \theta_2 = \frac{3}{4}$. This gives

$$\cos(\sin^{-1} x) = \tan\left(\cos^{-1} \frac{4}{5}\right) \Rightarrow \pm \sqrt{1 - x^2} = \frac{3}{4} \Rightarrow 1 - x^2 = \frac{9}{16} \Rightarrow x = \pm \frac{\sqrt{7}}{4}$$

88. Let $\theta_1 = \cos^{-1} \frac{x}{r}$. Then $\cos \theta_1 = \frac{x}{r}$ and $\tan \theta_1 = \pm \frac{\sqrt{r^2 - x^2}}{x}$. Let $\theta_2 = \tan^{-1} u$. Then $\tan \theta_2 = u$ and $\sin \theta_2 = \pm \frac{u}{\sqrt{u^2 + 1}}$.

$$\tan\left(\cos^{-1} \frac{x}{r}\right) = \sin(\tan^{-1} u) \Rightarrow \pm \frac{\sqrt{r^2 - x^2}}{x} = \pm \frac{u}{\sqrt{u^2 + 1}} \Rightarrow \frac{r^2 - x^2}{x^2} = \frac{u^2}{u^2 + 1} \Rightarrow u = \pm \sqrt{\frac{r^2 - x^2}{2x^2 - r^2}}$$

Section 7.2

86. $\cot\left[\sec^{-1}\left(\sin \frac{\pi}{3} + \tan \frac{\pi}{6}\right)\right] = \cot\left[\sec^{-1}\left(\frac{\sqrt{3}}{2} + \frac{\sqrt{3}}{3}\right)\right] = \cot\left(\sec^{-1} \frac{5\sqrt{3}}{6}\right)$

Let $\theta = \sec^{-1} \frac{5\sqrt{3}}{6}$. Then $\sec \theta = \frac{5\sqrt{3}}{6}$. Because $0 \leq \theta \leq \pi$, $\theta \neq \frac{\pi}{2}$, and because $\sec \theta > 0$, θ is in quadrant I.

$$\text{So, } \cot \theta = \frac{6}{\sqrt{39}} = \frac{6\sqrt{39}}{39} = \frac{2\sqrt{39}}{13}.$$

87. Let $\theta_1 = \cos^{-1}|x|$. Then $\cos \theta_1 = |x|$. Because $0 \leq \theta_1 \leq \pi$ and because $\cos \theta_1 \geq 0$, θ_1 is in quadrant I and $\sin \theta_1 = \sqrt{1 - x^2}$.

Let $\theta_2 = \tan^{-1} \sqrt{1 - x^2}$. Then $\tan \theta_2 = \sqrt{1 - x^2} \geq 0$, so θ_2 is in quadrant I. So, $\sec \theta_2 = \sqrt{1 + \tan^2 \theta_2} = \sqrt{2 - x^2}$.

Section 7.3

122. If θ is the original angle of incidence and ϕ is the angle of refraction, then $\frac{\sin \theta}{\sin \phi} = n_2$. The angle of incidence of the emerging beam is also ϕ , and the index of refraction is $\frac{1}{n_2}$. So, θ is the angle of refraction of the emerging beam. The two beams are parallel since the original angle of incidence and the angle of refraction of the emerging beam are equal.

123. Divide both sides of $3 \sin \theta + \sqrt{3} \cos \theta = 0$ by $\cos \theta$ to get $3 \tan \theta + \sqrt{3} = 0$. So, $\tan \theta = -\frac{\sqrt{3}}{3}$ and $\theta = \frac{5\pi}{6} + k\pi$ where k is any integer.

124. Substitute $x = 2 - \sqrt{3}$ to get: $8 - 4\sqrt{3} + 2 \tan \theta + 2 \cot \theta - \sqrt{3} \tan \theta - \sqrt{3} \cot \theta = 0$ (1)

Substitute $x = 2 + \sqrt{3}$ to get: $8 + 4\sqrt{3} + 2 \tan \theta + 2 \cot \theta + \sqrt{3} \tan \theta + \sqrt{3} \cot \theta = 0$ (2)

Subtract equation (1) from equation (2) to get $8\sqrt{3} + 2\sqrt{3} \tan \theta + 2\sqrt{3} \cot \theta = 0$.

So, $\tan \theta + \cot \theta = -4 \Rightarrow \frac{\sin \theta}{\cos \theta} + \frac{\cos \theta}{\sin \theta} = -4 \Rightarrow \sin^2 \theta + \cos^2 \theta = -4 \sin \theta \cos \theta \Rightarrow 1 = -4 \sin \theta \cos \theta \Rightarrow \sin \theta \cos \theta = -\frac{1}{4}$

Section 7.4

109. Let $\theta = \sin^{-1}(-x)$. Then $-x = \sin \theta$. So, $x = -\sin \theta = \sin(-\theta)$ because the sine function is odd.

This means $-\theta = \sin^{-1} x$ and $\theta = -\sin^{-1} x$. So, $\sin^{-1}(-x) = -\sin^{-1} x$.

110. Let $\theta = \tan^{-1}\left(\frac{1}{x}\right)$. Then $\frac{1}{x} = \tan \theta$. So, $x = \frac{1}{\tan \theta} = \cot \theta$. This means $\theta = \cot^{-1} x$. So, $\cot^{-1} x = \tan^{-1}\left(\frac{1}{x}\right)$.

Section 7.5

108. Let $\theta = \tan^{-1} e^{-v}$. Then $\tan \theta = e^{-v}$, so $\cot \theta = e^v$. Since $0 < \theta < \frac{\pi}{2}$ (because $e^{-v} > 0$), $\cot^{-1} e^v = \cot^{-1}(\cot \theta) = \theta = \tan^{-1} e^{-v}$.

109. Let $\alpha = \sin^{-1} v$ and $\beta = \cos^{-1} v$. Then $\sin \alpha = \cos \beta = v$, and since $\sin \alpha = \cos\left(\frac{\pi}{2} - \alpha\right)$, $\cos\left(\frac{\pi}{2} - \alpha\right) = \cos \beta$.

If $v \geq 0$, then $0 \leq \alpha \leq \frac{\pi}{2}$, so $\frac{\pi}{2} - \alpha$ and β both lie in $\left[0, \frac{\pi}{2}\right]$. If $v < 0$, then $-\frac{\pi}{2} \leq \alpha < 0$, so $\frac{\pi}{2} - \alpha$ and β both lie in $\left(\frac{\pi}{2}, \pi\right]$.

Either way, $\cos\left(\frac{\pi}{2} - \alpha\right) = \cos \beta$ implies $\frac{\pi}{2} - \alpha = \beta$, or $\alpha + \beta = \frac{\pi}{2}$.

110. Let $\alpha = \tan^{-1} v$ and $\beta = \cot^{-1} v$. Then $\tan \alpha = \cot \beta = v$, and since $\tan \alpha = \cot\left(\frac{\pi}{2} - \alpha\right)$, $\cot\left(\frac{\pi}{2} - \alpha\right) = \cot \beta$.

If $v \geq 0$, then $0 \leq \alpha < \frac{\pi}{2}$, so $\frac{\pi}{2} - \alpha$ and β both lie in $\left(0, \frac{\pi}{2}\right]$. If $v < 0$, then $-\frac{\pi}{2} < \alpha < 0$, so $\frac{\pi}{2} - \alpha$ and β both lie in $\left(\frac{\pi}{2}, \pi\right)$.

Either way, $\cot\left(\frac{\pi}{2} - \alpha\right) = \cot \beta$ implies $\frac{\pi}{2} - \alpha = \beta$, or $\alpha + \beta = \frac{\pi}{2}$.

111. Let $\alpha = \tan^{-1} \frac{1}{v}$ and $\beta = \tan^{-1} v$. Because $v \neq 0$, $\alpha, \beta \neq 0$. Then $\tan \alpha = \frac{1}{v} = \frac{1}{\tan \beta} = \cot \beta$, and since $\tan \alpha = \cot\left(\frac{\pi}{2} - \alpha\right)$,

$\cot\left(\frac{\pi}{2} - \alpha\right) = \cot \beta$. Because $v > 0$, $0 < \alpha < \frac{\pi}{2}$. So $\frac{\pi}{2} - \alpha$ and β both lie in $\left(0, \frac{\pi}{2}\right)$. Then $\cot\left(\frac{\pi}{2} - \alpha\right) = \cot \beta$

implies $\frac{\pi}{2} - \alpha = \beta$, or $\alpha = \frac{\pi}{2} - \beta$.

112. $\sin(\alpha - \theta) = \sin \alpha \cos \theta - \cos \alpha \sin \theta = \sin \theta (\sin \alpha \cot \theta - \cos \alpha) = \sin \theta \sin \alpha (\cot \theta - \cot \alpha)$

$$= \sin \theta \sin \alpha (\cot \beta + \cot \gamma) = \sin \theta \sin \alpha \left(\frac{\cos \beta}{\sin \beta} + \frac{\cos \gamma}{\sin \gamma} \right) = \sin \theta \sin \alpha \cdot \frac{\sin \gamma \cos \beta + \cos \gamma \sin \beta}{\sin \beta \sin \gamma}$$

$$= \sin \theta \sin \alpha \cdot \frac{\sin(\gamma + \beta)}{\sin \beta \sin \gamma} = \sin \theta \sin \alpha \cdot \frac{\sin \alpha}{\sin \beta \sin \gamma} = \frac{\sin \theta \sin^2 \alpha}{\sin \beta \sin \gamma}$$

Similarly, $\sin(\beta - \theta) = \frac{\sin \theta \sin^2 \beta}{\sin \alpha \sin \gamma}$ and $\sin(\gamma - \theta) = \frac{\sin \theta \sin^2 \gamma}{\sin \alpha \sin \beta}$.

So, $\sin(\alpha - \theta) \sin(\beta - \theta) \sin(\gamma - \theta) = \frac{\sin \theta \sin^2 \alpha}{\sin \beta \sin \gamma} \cdot \frac{\sin \theta \sin^2 \beta}{\sin \alpha \sin \gamma} \cdot \frac{\sin \theta \sin^2 \gamma}{\sin \alpha \sin \beta} = \sin^3 \theta$.

113. $2 \cot(\alpha - \beta) = \frac{2}{\tan(\alpha - \beta)} = \frac{2}{\frac{\tan \alpha - \tan \beta}{1 + \tan \alpha \tan \beta}} = \frac{2(1 + \tan \alpha \tan \beta)}{\tan \alpha - \tan \beta} = \frac{2[1 + (x+1)(x-1)]}{x+1 - (x-1)} = \frac{2x^2}{2} = x^2$

CP14 Challenge Problem Solutions: Chapter 8

Section 7.6

$$\begin{aligned}
 119. \sin^3 \theta + \sin^3(\theta + 120^\circ) + \sin^3(\theta + 240^\circ) &= \sin^3 \theta + (\sin \theta \cos 120^\circ + \cos \theta \sin 120^\circ)^3 + (\sin \theta \cos 240^\circ + \cos \theta \sin 240^\circ)^3 \\
 &= \sin^3 \theta + \left(-\frac{1}{2} \sin \theta + \frac{\sqrt{3}}{2} \cos \theta\right)^3 + \left(-\frac{1}{2} \sin \theta - \frac{\sqrt{3}}{2} \cos \theta\right)^3 \\
 &= \sin^3 \theta - \frac{1}{8} \sin^3 \theta + \frac{3\sqrt{3}}{8} \sin^2 \theta \cos \theta - \frac{9}{8} \sin \theta \cos^2 \theta + \frac{3\sqrt{3}}{8} \cos^3 \theta - \frac{1}{8} \sin^3 \theta - \frac{3\sqrt{3}}{8} \sin^2 \theta \cos \theta - \frac{9}{8} \sin \theta \cos^2 \theta - \frac{3\sqrt{3}}{8} \cos^3 \theta \\
 &= \frac{3}{4} \sin^3 \theta - \frac{9}{4} \cos^2 \theta \sin \theta = \frac{3}{4} [\sin^3 \theta - 3(1 - \sin^2 \theta) \sin \theta] = \frac{3}{4} (4 \sin^3 \theta - 3 \sin \theta) = -\frac{3}{4} \sin(3\theta) \text{ (from Example 2)}
 \end{aligned}$$

$$120. \tan \theta = \tan\left(3 \cdot \frac{\theta}{3}\right) = \frac{3 \tan \frac{\theta}{3} - \tan^3 \frac{\theta}{3}}{1 - 3 \tan^2 \frac{\theta}{3}} \text{ (from Problem 69)}$$

$$a \tan \frac{\theta}{3} = \tan \theta \Rightarrow a \tan \frac{\theta}{3} = \frac{\tan \frac{\theta}{3} (3 - \tan^2 \frac{\theta}{3})}{1 - 3 \tan^2 \frac{\theta}{3}} \Rightarrow a - 3a \tan^2 \frac{\theta}{3} = 3 - \tan^2 \frac{\theta}{3} \Rightarrow a - 3 = 3a \tan^2 \frac{\theta}{3} - \tan^2 \frac{\theta}{3}$$

$$\Rightarrow a - 3 = (3a - 1) \tan^2 \frac{\theta}{3} \Rightarrow \tan^2 \frac{\theta}{3} = \frac{a - 3}{3a - 1} \Rightarrow \tan \frac{\theta}{3} = \pm \sqrt{\frac{a - 3}{3a - 1}}$$

$$\begin{aligned}
 121. \cos(2x) + (2m - 1) \sin x + m - 1 = 0 &\Rightarrow (1 - 2 \sin^2 x) + (2m - 1) \sin x + m - 1 = 0 \Rightarrow -2 \sin^2 x + (2m - 1) \sin x + m = 0 \\
 &\Rightarrow 2 \sin^2 x + (-2m + 1) \sin x - m = 0, \text{ which is quadratic in form. For this equation to have exactly one real solution,} \\
 (-2m + 1)^2 - 4 \cdot 2 \cdot (-m) = 0 &\Rightarrow 4m^2 + 4m + 1 = 0 \Rightarrow (2m + 1)^2 = 0 \Rightarrow m = -\frac{1}{2}
 \end{aligned}$$

Section 7.7

$$\begin{aligned}
 59. \sin(2\alpha) + \sin(2\beta) + \sin(2\gamma) &= 2 \sin(\alpha + \beta) \cos(\alpha - \beta) + \sin(2\gamma) = 2 \sin(\alpha + \beta) \cos(\alpha - \beta) + 2 \sin \gamma \cos \gamma \\
 &= 2 \sin(\pi - \gamma) \cos(\alpha - \beta) + 2 \sin \gamma \cos \gamma = 2 \sin \gamma \cos(\alpha - \beta) + 2 \sin \gamma \cos \gamma = 2 \sin \gamma [\cos(\alpha - \beta) + \cos \gamma] \\
 &= 2 \sin \gamma \left(2 \cos \frac{\alpha - \beta + \gamma}{2} \cos \frac{\alpha - \beta - \gamma}{2}\right) = 4 \sin \gamma \cos \frac{\pi - 2\beta}{2} \cos \frac{2\alpha - \pi}{2} = 4 \sin \gamma \cos\left(\frac{\pi}{2} - \beta\right) \cos\left(\alpha - \frac{\pi}{2}\right) \\
 &= 4 \sin \gamma \sin \beta \sin \alpha = 4 \sin \alpha \sin \beta \sin \gamma
 \end{aligned}$$

$$\begin{aligned}
 60. \tan \alpha + \tan \beta + \tan \gamma &= \frac{\sin \alpha}{\cos \alpha} + \frac{\sin \beta}{\cos \beta} + \frac{\sin \gamma}{\cos \gamma} = \frac{\sin \alpha \cos \beta \cos \gamma + \sin \beta \cos \alpha \cos \gamma + \sin \gamma \cos \alpha \cos \beta}{\cos \alpha \cos \beta \cos \gamma} \\
 &= \frac{\cos \gamma \sin(\alpha + \beta) + \sin \gamma \cos \alpha \cos \beta}{\cos \alpha \cos \beta \cos \gamma} = \frac{\sin \gamma (\cos \gamma + \cos \alpha \cos \beta)}{\cos \alpha \cos \beta \cos \gamma} = \frac{\sin \gamma [-\cos(\alpha + \beta) + \cos \alpha \cos \beta]}{\cos \alpha \cos \beta \cos \gamma} \\
 &= \frac{\sin \gamma (\sin \alpha \sin \beta)}{\cos \alpha \cos \beta \cos \gamma} = \tan \alpha \tan \beta \tan \gamma
 \end{aligned}$$

Note that $\alpha + \beta = \pi - \gamma$, $\sin(\alpha + \beta) = \sin \gamma$, $\cos \gamma = \cos[\pi - (\alpha + \beta)] = -\cos(\alpha + \beta)$.

CHAPTER 8

Section 8.1

81. Extend the tangent line until it meets a line extended through the centers of the pulleys at P . Let $x = d(P, B)$, $y =$ the distance from P to the center of the smaller circle, and $z = d(A, B)$. Using similar triangles gives $\frac{24 + y}{y} = \frac{6.5}{2.5}$

which yields $y = 15$. Use the Pythagorean Theorem twice to find x and z .

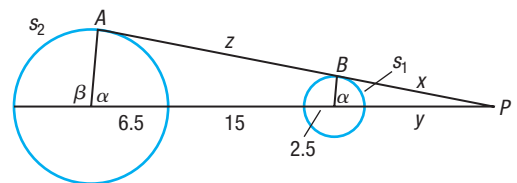
$$x^2 + 2.5^2 = 15^2 \Rightarrow x \approx 14.79; (z + 14.79)^2 + 6.5^2 = (24 + 15)^2 \Rightarrow z \approx 23.66$$

$$\cos \alpha = \frac{2.5}{15}, \text{ so } \alpha = \cos^{-1}\left(\frac{2.5}{15}\right) \approx 1.4033 \text{ rad and } \beta \approx \pi - 1.4033 = 1.7383 \text{ rad.}$$

The arc length s_2 where the belt touches the top half of the larger pulley is $s_2 = r\beta = 6.5(1.7383) \approx 11.30$ in.

The arc length s_1 where the belt touches the top half of the smaller pulley is $s_1 = r\alpha = 2.5(1.4033) \approx 3.51$ in.

The length of the belt is about $2s_2 + 2z + 2s_1 = 2(11.30 + 23.66 + 3.51) = 76.94$ in.



82. Let x = the hypotenuse of the larger right triangle and z = length of its third side. Then $24 - x$ is the hypotenuse of the smaller triangle and let y be its third side. The triangles are similar

$$\text{so } \frac{6.5}{2.5} = \frac{x}{24 - x} \text{ which yields } x = \frac{52}{3} \text{ and } 24 - x = \frac{20}{3}.$$

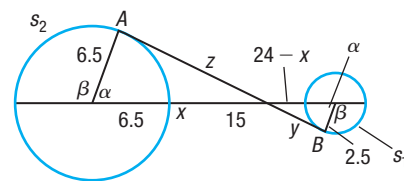
$$\alpha = \cos^{-1} \frac{6.5}{x} = \cos^{-1} \left(\frac{3}{8} \right) \approx 1.1864 \text{ rad}; \beta \approx \pi - 1.1864 = 1.9552 \text{ rad}; z = 6.5 \tan \alpha \approx 16.07 \text{ in.};$$

$$y = 2.5 \tan \alpha \approx 6.18 \text{ in.}; \text{ distance between points of tangency} = z + y = 22.25 \text{ in.}$$

$$\text{The arc length } s_2 \text{ where the belt touches the top half of the larger pulley is } s_2 = r\beta = 6.5(1.9552) \approx 12.71 \text{ in.}$$

$$\text{The arc length } s_1 \text{ where the belt touches the bottom half of the smaller pulley is } s_1 = r\beta = 2.5(1.9552) \approx 4.89 \text{ in.}$$

$$\text{The length of the belt is about } 2s_2 + 2(z + y) + 2s_1 = 2(12.71 + 22.25 + 4.89) = 79.7 \text{ in.}$$



Section 8.2

$$\begin{aligned} 62. \frac{a+b}{c} &= \frac{a}{c} + \frac{b}{c} = \frac{\sin A}{\sin C} + \frac{\sin B}{\sin C} = \frac{\sin A + \sin B}{\sin C} = \frac{2 \sin \left(\frac{A+B}{2} \right) \cos \left(\frac{A-B}{2} \right)}{2 \sin \left(\frac{C}{2} \right) \cos \left(\frac{C}{2} \right)} \\ &= \frac{\sin \left(\frac{\pi}{2} - \frac{C}{2} \right) \cos \left(\frac{A-B}{2} \right)}{\sin \left(\frac{C}{2} \right) \cos \left(\frac{C}{2} \right)} = \frac{\cos \left(\frac{C}{2} \right) \cos \left(\frac{A-B}{2} \right)}{\sin \left(\frac{C}{2} \right) \cos \left(\frac{C}{2} \right)} = \frac{\cos \left[\frac{1}{2}(A-B) \right]}{\sin \left(\frac{1}{2}C \right)} \end{aligned}$$

$$\begin{aligned} 63. \frac{a-b}{c} &= \frac{a}{c} - \frac{b}{c} = \frac{\sin A}{\sin C} - \frac{\sin B}{\sin C} = \frac{\sin A - \sin B}{\sin C} = \frac{2 \sin \left(\frac{A-B}{2} \right) \cos \left(\frac{A+B}{2} \right)}{2 \sin \left(\frac{C}{2} \right) \cos \left(\frac{C}{2} \right)} \\ &= \frac{\sin \left(\frac{A-B}{2} \right) \cos \left(\frac{\pi}{2} - \frac{C}{2} \right)}{\sin \left(\frac{C}{2} \right) \cos \left(\frac{C}{2} \right)} = \frac{\sin \left(\frac{A-B}{2} \right) \sin \left(\frac{C}{2} \right)}{\sin \left(\frac{C}{2} \right) \cos \left(\frac{C}{2} \right)} = \frac{\sin \left[\frac{1}{2}(A-B) \right]}{\cos \left(\frac{1}{2}C \right)} \end{aligned}$$

$$\begin{aligned} 64. a &= \frac{b \sin A}{\sin B} = \frac{b \sin [180^\circ - (B+C)]}{\sin B} = \frac{b \sin (B+C)}{\sin B} = \frac{b(\sin B \cos C + \cos B \sin C)}{\sin B} \\ &= b \cos C + \frac{b \sin C}{\sin B} \cos B = b \cos C + c \cos B \end{aligned}$$

$$\begin{aligned} 65. \frac{a-b}{a+b} &= \frac{\frac{a-b}{c}}{\frac{a+b}{c}} = \frac{\frac{\sin \left[\frac{1}{2}(A-B) \right]}{\cos \left(\frac{1}{2}C \right)}}{\frac{\cos \left[\frac{1}{2}(A-B) \right]}{\sin \left(\frac{1}{2}C \right)}} = \tan \left[\frac{1}{2}(A-B) \right] \cdot \tan \left(\frac{1}{2}C \right) = \tan \left[\frac{1}{2}(A-B) \right] \cdot \tan \left[\frac{\pi}{2} - \left(\frac{A+B}{2} \right) \right] \\ &= \tan \left[\frac{1}{2}(A-B) \right] \cdot \cot \left[\frac{1}{2}(A+B) \right] = \frac{\tan \left[\frac{1}{2}(A-B) \right]}{\tan \left[\frac{1}{2}(A+B) \right]} \end{aligned}$$

66. Since $\angle PQR$ and $\angle PP'R$ are inscribed angles intersecting the same arc, they are congruent. Therefore,

$$\sin B = \sin (\angle PQR) = \sin (\angle PP'R) = \frac{b}{2r}; \frac{\sin B}{b} = \frac{1}{2r} = \frac{\sin A}{a} = \frac{\sin C}{c} \text{ (from the Law of Sines).}$$

Section 8.3

$$61. d^2 = r^2 + r^2 - 2 \cdot r \cdot r \cdot \cos \theta \Rightarrow d = 2r \sqrt{\frac{1 - \cos \theta}{2}} = 2r \sin \left(\frac{\theta}{2} \right)$$

$$d < s = r\theta \text{ so } 2r \sin \left(\frac{\theta}{2} \right) < r\theta, \text{ or } 2 \sin \left(\frac{\theta}{2} \right) < \theta. \text{ Since } \sin \theta = 2 \sin \left(\frac{\theta}{2} \right) \cos \left(\frac{\theta}{2} \right) \text{ and } \cos \left(\frac{\theta}{2} \right) \leq 1, \text{ then } \sin \theta \leq 2 \sin \left(\frac{\theta}{2} \right) < \theta.$$

Therefore, $\sin \theta < \theta$ for $0 < \theta < \pi$.

$$\begin{aligned} 62. \cos \frac{C}{2} &= \sqrt{\frac{1 + \cos C}{2}} = \sqrt{\frac{1 + \frac{a^2 + b^2 - c^2}{2ab}}{2}} = \sqrt{\frac{(a+b)^2 - c^2}{4ab}} \\ &= \sqrt{\frac{(a+b+c)(a+b-c)}{4ab}} = \sqrt{\frac{2s(2s-c-c)}{4ab}} = \sqrt{\frac{s(s-c)}{ab}} \end{aligned}$$

CP16 Challenge Problem Solutions: Chapter 9

$$63. \sin \frac{C}{2} = \sqrt{\frac{1 - \cos C}{2}} = \sqrt{\frac{1 - \frac{a^2 + b^2 - c^2}{2ab}}{2}} = \sqrt{\frac{c^2 - (a - b)^2}{4ab}}$$

$$= \sqrt{\frac{(c - a + b)(c + a - b)}{4ab}} = \sqrt{\frac{(2s - 2a)(2s - 2b)}{4ab}} = \sqrt{\frac{(s - a)(s - b)}{ab}}$$

$$64. \frac{\cos A}{a} + \frac{\cos B}{b} + \frac{\cos C}{c} = \frac{b^2 + c^2 - a^2}{2bca} + \frac{a^2 + c^2 - b^2}{2acb} + \frac{a^2 + b^2 - c^2}{2abc} = \frac{a^2 + b^2 + c^2}{2abc}$$

Section 8.4

58. C is on the unit circle so the distance from C to the origin is 1. Therefore,

$$K = \frac{1}{2}|AB||AC| \sin \theta = \frac{1}{2} \cdot 1 \cdot 1 \sin 105^\circ = \frac{1}{2}(\sin 45^\circ \cos 60^\circ + \cos 45^\circ \sin 60^\circ) = \frac{\sqrt{2} + \sqrt{6}}{8} \text{ or } \frac{\sqrt{2}(1 + \sqrt{3})}{8}$$

59. Using the formula from Problem 57 with $\triangle OPQ$ gives $r = \frac{c \sin \frac{A}{2} \sin \frac{B}{2}}{\sin(\angle POQ)}$.

$$\angle POQ = 180^\circ - \left(\frac{A}{2} + \frac{B}{2}\right) = 180^\circ - \frac{1}{2}(180^\circ - C) = 90^\circ + \frac{C}{2} \text{ and } \sin\left(90^\circ + \frac{C}{2}\right) = \cos \frac{C}{2}. \text{ So, } r = \frac{c \sin \frac{A}{2} \sin \frac{B}{2}}{\cos \frac{C}{2}}.$$

$$60. \cot \frac{C}{2} = \frac{\cos \frac{C}{2}}{\sin \frac{C}{2}} = \frac{c \sin \frac{A}{2} \sin \frac{B}{2}}{r} = \frac{c \sqrt{\frac{(s-b)(s-c)}{bc}} \sqrt{\frac{(s-a)(s-c)}{ac}}}{r \sqrt{\frac{(s-a)(s-b)}{ab}}}$$

$$= \frac{c \sqrt{\frac{(s-b)(s-c)}{bc}} \sqrt{\frac{(s-a)(s-c)}{ac}} \sqrt{\frac{ab}{(s-a)(s-b)}}}{r \sqrt{\frac{(s-c)^2}{c^2}}} = \frac{s-c}{r}$$

$$61. \cot \frac{A}{2} + \cot \frac{B}{2} + \cot \frac{C}{2} = \frac{s-a}{r} + \frac{s-b}{r} + \frac{s-c}{r} = \frac{3s - (a+b+c)}{r} = \frac{3s - 2s}{r} = \frac{s}{r}$$

$$62. K = \text{area } \triangle POQ + \text{area } \triangle POR + \text{area } \triangle QOR = \frac{1}{2}rc + \frac{1}{2}rb + \frac{1}{2}ra = \frac{1}{2}r(a+b+c) = rs$$

$$\text{Now, } K = \sqrt{s(s-a)(s-b)(s-c)}, \text{ so } rs = \sqrt{s(s-a)(s-b)(s-c)}. \text{ So, } r = \frac{\sqrt{s(s-a)(s-b)(s-c)}}{s} = \sqrt{\frac{(s-a)(s-b)(s-c)}{s}}$$

Section 8.5

$$64. \text{(a) } y_3 = y_1 + y_2 = 3 \cos(\omega_1 t) + 3 \cos(\omega_2 t) = 3[\cos(\omega_1 t) + \cos(\omega_2 t)]$$

$$= 3 \cdot 2 \cos\left(\frac{\omega_1 + \omega_2}{2} t\right) \cos\left(\frac{\omega_1 - \omega_2}{2} t\right) = 6 \cos\left(\frac{\omega_1 + \omega_2}{2} t\right) \cos\left(\frac{\omega_1 - \omega_2}{2} t\right)$$

$y_3 = 0$ if $t = \frac{\pi}{\omega_1 + \omega_2}$ or $t = \frac{\pi}{\omega_1 - \omega_2}$. Since $\frac{\pi}{\omega_1 + \omega_2} < \frac{\pi}{\omega_1 - \omega_2}$, y_3 first equals 0 at $t = \frac{\pi}{\omega_1 + \omega_2}$ seconds.

$$\text{(b) } \omega_1 = \frac{2\pi}{T_1} = \frac{2\pi}{19}, \quad \omega_2 = \frac{2\pi}{T_2} = \frac{2\pi}{20} = \frac{\pi}{10}; \quad t = \frac{\pi}{\frac{2\pi}{19} + \frac{\pi}{10}} = \frac{1}{\frac{20+19}{190}} = \frac{190}{39} \approx 4.87 \text{ seconds}$$

(c) No, the waves are not in tune since there is an interference pattern present. See Additional Instructor Answers for graph.

CHAPTER 9

Section 9.1

89. (a) At 10:15 a.m., $(80, 25^\circ)$. At 10:25 a.m., $(110, -5^\circ)$.

(b) At 10:15 a.m., $x = 80 \cos 25^\circ \approx 72.50$; $y = 80 \sin 25^\circ \approx 33.81$, so $(72.50, 33.81)$.

At 10:25 a.m., $x = 110 \cos(-5^\circ) \approx 109.58$; $y = 110 \sin(-5^\circ) \approx -9.59$, so $(109.58, -9.59)$.

$$\text{(c) rate} = \frac{\text{distance}}{\text{time}} = \frac{\sqrt{(109.58 - 72.50)^2 + (-9.59 - 33.81)^2} \text{ mi}}{\frac{1}{6} \text{ h}} \approx 342.5 \text{ mph}$$

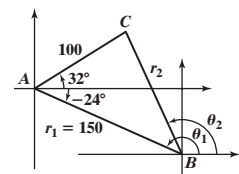
90. See the figure. $\theta_1 = 180^\circ - 24^\circ = 156^\circ$, so radar station A is located at $(150, 156^\circ)$ on the second system.

Using the Law of Cosines, $r_2 = \sqrt{100^2 + 150^2 - 2 \cdot 100 \cdot 150 \cos 56^\circ} \approx 125.4$.

Use the Law of Sines to find the measure of angle B in triangle ABC :

$$\frac{\sin B}{100} = \frac{\sin 56^\circ}{125.4} \Rightarrow \sin B = \frac{100 \sin 56^\circ}{125.4} \Rightarrow B = \sin^{-1}\left(\frac{100 \sin 56^\circ}{125.4}\right) \approx 41.4^\circ$$

Then $\theta_2 = \theta_1 - B \approx 156^\circ - 41.4^\circ = 114.6^\circ$, so radar station C is located at $(125.4, 114.6^\circ)$ on the second system.



Section 9.2

$$90. r = a \cos \theta + b \sin \theta \Rightarrow r^2 = a \cdot r \cos \theta + b \cdot r \sin \theta \Rightarrow x^2 + y^2 = ax + by \Rightarrow x^2 - ax + y^2 - by = 0$$

$$\Rightarrow \left(x^2 - ax + \frac{a^2}{4}\right) + \left(y^2 - by + \frac{b^2}{4}\right) = \frac{a^2}{4} + \frac{b^2}{4} \Rightarrow \left(x - \frac{a}{2}\right)^2 + \left(y - \frac{b}{2}\right)^2 = \left(\frac{\sqrt{a^2 + b^2}}{2}\right)^2$$

So, the equation is a circle with center at $\left(\frac{a}{2}, \frac{b}{2}\right)$ in rectangular coordinates and radius $\frac{\sqrt{a^2 + b^2}}{2}$.

$$91. r^2 = \cos(2\theta) \Rightarrow r^2 = \cos^2 \theta - \sin^2 \theta \Rightarrow r^2 = \left(\frac{x}{r}\right)^2 - \left(\frac{y}{r}\right)^2 \Rightarrow r^2 = \frac{x^2 - y^2}{r^2} \Rightarrow x^2 + y^2 = \frac{x^2 - y^2}{x^2 + y^2} \Rightarrow (x^2 + y^2)^2 = x^2 - y^2.$$

92. The area of triangle ABC is $K = \frac{1}{2}ab \sin C$. Let $A = (r_2, \theta_2)$, $B = (r_1, \theta_1)$, and $C = (0, 0)$.

Then $a = r_1$, $b = r_2$, and the measure of angle $C = \theta_2 - \theta_1$. So, $K = \frac{1}{2}r_1r_2 \sin(\theta_2 - \theta_1)$.

Section 9.3

$$75. e^{x+yi} = 7 \Rightarrow e^x \cdot e^{yi} = 7 \Rightarrow e^x (\cos y + i \sin y) = 7 \Rightarrow e^x \cos y + ie^x \sin y = 7 \Rightarrow e^x \cos y = 7 \text{ and } e^x \sin y = 0.$$

By the Zero-Product Property, $e^x = 0$ or $\sin y = 0$. $e^x = 0 \Rightarrow \emptyset$; $\sin y = 0 \Rightarrow y = k\pi$, k an integer.

If $y = k\pi$, then we have $e^x \cos(k\pi) = 7$. If k is even, then $\cos(k\pi) = 1$, and we have $e^x \cdot 1 = 7 \Rightarrow x = \ln 7$.

If k is odd, then $\cos(k\pi) = -1$, and we have $e^x \cdot (-1) = 7 \Rightarrow e^x = -7$, which is impossible.

So, $x + yi = \ln 7 + ik\pi$, k an even integer, or equivalently, $x + yi = \ln 7 + i(2k\pi)$, k an integer.

$$76. e^{x+yi} = 6i \Rightarrow e^x \cdot e^{yi} = 6i \Rightarrow e^x (\cos y + i \sin y) = 6i \Rightarrow e^x \cos y + ie^x \sin y = 6i \Rightarrow e^x \cos y = 0 \text{ and } e^x \sin y = 6$$

By the Zero-Product Property, $e^x = 0$ or $\cos y = 0$. $e^x = 0$ is impossible; $\cos y = 0 \Rightarrow y = (2k + 1)\frac{\pi}{2}$, k an integer.

If $y = (2k + 1)\frac{\pi}{2}$, then we have $e^x \sin\left[(2k + 1)\frac{\pi}{2}\right] = 6$. If k is even, then $\sin\left[(2k + 1)\frac{\pi}{2}\right] = 1$, and $e^x \cdot 1 = 6 \Rightarrow x = \ln 6$.

If k is odd, then $\sin\left[(2k + 1)\frac{\pi}{2}\right] = -1$, and $e^x \cdot (-1) = 6 \Rightarrow e^x = -6$, which is impossible.

So, $x + yi = \ln 6 + i(2k + 1)\frac{\pi}{2}$, k an even integer, or equivalently, $x + yi = \ln 6 + i(4k + 1)\frac{\pi}{2}$, k an integer.

Section 9.4

102. Let $x =$ Bill's force. We have $\mathbf{F}_{\text{Bill}} = x\mathbf{i}$, $\mathbf{F}_{\text{Adam}} = 240 \cos 30^\circ \mathbf{i} + 240 \sin 30^\circ \mathbf{j} \approx 207.8461\mathbf{i} + 120\mathbf{j}$, and

$$\mathbf{F}_{\text{Chuck}} = 110 \cos(-25^\circ)\mathbf{i} + 110 \sin(-25^\circ)\mathbf{j} \approx 99.6939\mathbf{i} - 46.4880\mathbf{j}.$$

$$\text{Then } \mathbf{F} = \mathbf{F}_{\text{Bill}} + \mathbf{F}_{\text{Adam}} + \mathbf{F}_{\text{Chuck}} \approx (x + 307.5400)\mathbf{i} + 73.5120\mathbf{j}.$$

$$\|\mathbf{F}\| = \sqrt{(x + 307.5400)^2 + 73.5120^2} \geq 500 \Rightarrow (x + 307.5400)^2 + 73.5120^2 \geq 500^2 \Rightarrow x \geq 187.03 \text{ lb}$$

103. Let $\theta =$ direction angle of the boulder from due east.

We have $\mathbf{F}_{\text{Bill}} = 200\mathbf{i}$, $\mathbf{F}_{\text{Adam}} = 240 \cos 30^\circ \mathbf{i} + 240 \sin 30^\circ \mathbf{j} \approx 207.8461\mathbf{i} + 120\mathbf{j}$, and

$$\mathbf{F}_{\text{Chuck}} = 110 \cos(-25^\circ)\mathbf{i} + 110 \sin(-25^\circ)\mathbf{j} \approx 99.6939\mathbf{i} - 46.4880\mathbf{j}.$$

Then $\mathbf{F} = \mathbf{F}_{\text{Bill}} + \mathbf{F}_{\text{Adam}} + \mathbf{F}_{\text{Chuck}} \approx (507.5400)\mathbf{i} + 73.5120\mathbf{j}$. So, $\theta = \tan^{-1}\left(\frac{73.5120}{507.5400}\right) \approx 8.24^\circ$ north of east.

Section 9.5

49. (a) If $\mathbf{u} = a_1\mathbf{i} + b_1\mathbf{j}$ and $\mathbf{v} = a_2\mathbf{i} + b_2\mathbf{j}$, then since $\|\mathbf{u}\| = \|\mathbf{v}\|$, $a_1^2 + b_1^2 = \|\mathbf{u}\|^2 = \|\mathbf{v}\|^2 = a_2^2 + b_2^2$, and

$$(\mathbf{u} + \mathbf{v}) \cdot (\mathbf{u} - \mathbf{v}) = (a_1 + a_2)(a_1 - a_2) + (b_1 + b_2)(b_1 - b_2) = (a_1^2 + b_1^2) - (a_2^2 + b_2^2) = 0$$

(b) The legs of the angle can be made to correspond to vectors $\mathbf{u} + \mathbf{v}$ and $\mathbf{u} - \mathbf{v}$.

$$50. \|\mathbf{u} + \mathbf{v}\|^2 - \|\mathbf{u} - \mathbf{v}\|^2 = (\mathbf{u} + \mathbf{v}) \cdot (\mathbf{u} + \mathbf{v}) - (\mathbf{u} - \mathbf{v}) \cdot (\mathbf{u} - \mathbf{v}) = (\mathbf{u} \cdot \mathbf{u} + \mathbf{u} \cdot \mathbf{v} + \mathbf{v} \cdot \mathbf{u} + \mathbf{v} \cdot \mathbf{v}) - (\mathbf{u} \cdot \mathbf{u} - \mathbf{u} \cdot \mathbf{v} - \mathbf{v} \cdot \mathbf{u} + \mathbf{v} \cdot \mathbf{v})$$

$$= 2(\mathbf{u} \cdot \mathbf{v}) + 2(\mathbf{v} \cdot \mathbf{u}) = 4(\mathbf{u} \cdot \mathbf{v})$$

Section 9.7

63. Let $\mathbf{v} = v_1\mathbf{i} + v_2\mathbf{j} + v_3\mathbf{k}$ and $\mathbf{w} = w_1\mathbf{i} + w_2\mathbf{j} + w_3\mathbf{k}$.

$$\text{Then } 2\mathbf{v} \times 3\mathbf{w} = 6(\mathbf{v} \times \mathbf{w}) = 6[(v_2w_3 - v_3w_2)\mathbf{i} - (v_1w_3 - v_3w_1)\mathbf{j} + (v_1w_2 - v_2w_1)\mathbf{k}].$$

$$\mathbf{v} \cdot (2\mathbf{v} \times 3\mathbf{w}) = 6[(v_2w_3 - v_3w_2)\mathbf{v} \cdot \mathbf{i} - (v_1w_3 - v_3w_1)\mathbf{v} \cdot \mathbf{j} + (v_1w_2 - v_2w_1)\mathbf{v} \cdot \mathbf{k}]$$

$$= 6[(v_2w_3 - v_3w_2)v_1 - (v_1w_3 - v_3w_1)v_2 + (v_1w_2 - v_2w_1)v_3] = 0$$

Since $\mathbf{v} \cdot (2\mathbf{v} \times 3\mathbf{w}) = 0$, \mathbf{v} is orthogonal to $2\mathbf{v} \times 3\mathbf{w}$.

Similarly, $\mathbf{w} \cdot (2\mathbf{v} \times 3\mathbf{w}) = 0$, so \mathbf{w} is also orthogonal to $2\mathbf{v} \times 3\mathbf{w}$.

64. Since \mathbf{a} is orthogonal to both \mathbf{w} and \mathbf{u} , it is parallel to $\mathbf{w} \times \mathbf{u}$, so it is a scalar multiple of that vector,

say $\mathbf{a} = k_v(\mathbf{w} \times \mathbf{u})$. Similarly, $\mathbf{b} = k_w(\mathbf{u} \times \mathbf{v})$ and $\mathbf{c} = k_u(\mathbf{v} \times \mathbf{w})$. Then

$$\mathbf{a} \cdot \mathbf{v} = k_v(\mathbf{w} \times \mathbf{u}) \cdot \mathbf{v} = 1 \text{ so that } k_v = \frac{1}{\mathbf{v} \cdot (\mathbf{w} \times \mathbf{u})} \text{ and therefore } \mathbf{a} = \frac{\mathbf{w} \times \mathbf{u}}{\mathbf{v} \cdot (\mathbf{w} \times \mathbf{u})}$$

$$\mathbf{b} \cdot \mathbf{w} = k_w(\mathbf{u} \times \mathbf{v}) \cdot \mathbf{w} = 1 \text{ so that } k_w = \frac{1}{\mathbf{w} \cdot (\mathbf{u} \times \mathbf{v})} \text{ and therefore } \mathbf{b} = \frac{\mathbf{u} \times \mathbf{v}}{\mathbf{w} \cdot (\mathbf{u} \times \mathbf{v})}$$

$$\mathbf{c} \cdot \mathbf{u} = k_u(\mathbf{v} \times \mathbf{w}) \cdot \mathbf{u} = 1 \text{ so that } k_u = \frac{1}{\mathbf{u} \cdot (\mathbf{v} \times \mathbf{w})} \text{ and therefore } \mathbf{c} = \frac{\mathbf{v} \times \mathbf{w}}{\mathbf{u} \cdot (\mathbf{v} \times \mathbf{w})}$$

CHAPTER 10

Section 10.2

80. (a) If $E \neq 0$, then

$$\begin{aligned} Ax^2 + Dx &= -Ey - F \\ A\left(x^2 + \frac{D}{A}x + \frac{D^2}{4A^2}\right) &= -Ey - F + \frac{D^2}{4A} \\ \left(x + \frac{D}{2A}\right)^2 &= \frac{1}{A}\left(-Ey - F + \frac{D^2}{4A}\right) \\ \left(x + \frac{D}{2A}\right)^2 &= -\frac{E}{A}\left(y - \frac{D^2 - 4AF}{4AE}\right). \end{aligned}$$

This is the equation of a parabola with vertex at $\left(-\frac{D}{2A}, \frac{D^2 - 4AF}{4AE}\right)$, and whose axis of symmetry is parallel to the y -axis.

81. (a) If $D \neq 0$, then

$$\begin{aligned} Cy^2 + Ey &= -Dx - F \\ C\left(y^2 + \frac{E}{C}y + \frac{E^2}{4C^2}\right) &= -Dx - F + \frac{E^2}{4C} \\ \left(y + \frac{E}{2C}\right)^2 &= \frac{1}{C}\left(-Dx - F + \frac{E^2}{4C}\right) \\ \left(y + \frac{E}{2C}\right)^2 &= -\frac{D}{C}\left(x - \frac{E^2 - 4CF}{4CD}\right) \end{aligned}$$

This is the equation of a parabola with vertex at $\left(\frac{E^2 - 4CF}{4CD}, -\frac{E}{2C}\right)$ and whose axis of symmetry is parallel to the x -axis.

82. $y^2 - 2y - 8x + 1 = 0$

$$\begin{aligned} y^2 - 2y + 1 &= 8x \\ (y - 1)^2 &= 8x \end{aligned}$$

The equation is in the form $(y - k)^2 = 4a(x - h)$ where $4a = 8$. So $a = 2$, $h = 0$, and $k = 1$. The vertex is $(0, 1)$ and the focus is $(2, 1)$.

Letting $x = 2$ gives $(y - 1)^2 = 8 \cdot 2 \Rightarrow y - 1 = \pm 4 \Rightarrow y = 5$ or $y = -3$.

The latus rectum endpoints are $(2, 5)$ and $(2, -3)$. The distance between the vertex and one of the endpoints is

$$d = \sqrt{(x_2 - x_1)^2 + (y_2 - y_1)^2} = \sqrt{(2 - 0)^2 + (5 - 1)^2} = \sqrt{20} = 2\sqrt{5}$$

Section 10.3

87. The ellipse $x^2 + 5y^2 = 20$ can be written as $\frac{x^2}{20} + \frac{y^2}{4} = 1$, so the vertices are at $(-2\sqrt{5}, 0)$ and $(2\sqrt{5}, 0)$. The endpoints of the minor axis are at $(0, -2)$ and $(0, 2)$. $V = (-2\sqrt{5}, 0)$, $B = (0, 2)$, and $M = (-5, y)$.

$$\begin{aligned} d(M, V) &= d(M, B) \\ \sqrt{(-2\sqrt{5} - (-5))^2 + (0 - y)^2} &= \sqrt{(0 - (-5))^2 + (2 - y)^2} \\ 20 - 20\sqrt{5} + 25 + y^2 &= 25 + 4 - 4y + y^2 \\ 16 - 20\sqrt{5} &= -4y \\ 5\sqrt{5} - 4 &= y \end{aligned}$$

(b) If $E = 0$, then $Ax^2 + Dx + F = 0 \Rightarrow x = \frac{-D \pm \sqrt{D^2 - 4AF}}{2A}$.

If $D^2 - 4AF = 0$, then $x = -\frac{D}{2A}$ is a single vertical line.

(c) If $E = 0$, then $Ax^2 + Dx + F = 0 \Rightarrow x = \frac{-D \pm \sqrt{D^2 - 4AF}}{2A}$.

If $D^2 - 4AF > 0$, then $x = \frac{-D - \sqrt{D^2 - 4AF}}{2A}$ and

$x = \frac{-D + \sqrt{D^2 - 4AF}}{2A}$ are two vertical lines.

(d) If $E = 0$, then $Ax^2 + Dx + F = 0 \Rightarrow x = \frac{-D \pm \sqrt{D^2 - 4AF}}{2A}$.

If $D^2 - 4AF < 0$, then there is no real solution. The graph contains no points.

(b) If $D = 0$, then $Cy^2 + Ey + F = 0 \Rightarrow y = \frac{-E \pm \sqrt{E^2 - 4CF}}{2C}$.

If $E^2 - 4CF = 0$, then $y = -\frac{E}{2C}$ is a single horizontal line.

(c) If $D = 0$, then $Cy^2 + Ey + F = 0 \Rightarrow y = \frac{-E \pm \sqrt{E^2 - 4CF}}{2C}$.

If $E^2 - 4CF > 0$, then $y = \frac{-E - \sqrt{E^2 - 4CF}}{2C}$ and

$y = \frac{-E + \sqrt{E^2 - 4CF}}{2C}$ are two horizontal lines.

(d) If $D = 0$, then $Cy^2 + Ey + F = 0 \Rightarrow y = \frac{-E \pm \sqrt{E^2 - 4CF}}{2C}$.

If $E^2 - 4CF < 0$, then there is no real solution. The graph contains no points.

88. The center of the ellipse is $(4, 0)$, the midpoint of the vertices. So $h = 4$, $k = 0$, and $a = 2$.

One focus is at $4 + c = 4 + \sqrt{3}$, so $c = \sqrt{3}$. Then

$b^2 = a^2 - c^2 = 4 - 3 = 1 \Rightarrow b = 1$. The equation of the ellipse is

$\frac{(x - 4)^2}{4} + y^2 = 1$. The points of intersection satisfy

$$\frac{(x - 4)^2}{4} + y^2 = (x - 2)^2 + y^2$$

$$(x - 4)^2 = 4(x - 2)^2$$

$$x^2 - 8x + 16 = 4x^2 - 16x + 16$$

$$3x^2 - 8x = 0$$

$$x(3x - 8) = 0 \Rightarrow x = 0 \text{ or } x = \frac{8}{3}$$

Substitute each x into either equation to solve for y .

$x = 0$: $(0 - 2)^2 + y^2 = 1 \Rightarrow y^2 = -3$ (no real solution)

$x = \frac{8}{3}$: $\left(\frac{8}{3} - 2\right)^2 + y^2 = 1 \Rightarrow y^2 = \frac{5}{9} \Rightarrow y = \pm \frac{\sqrt{5}}{3}$

The points of intersection are $\left(\frac{8}{3}, -\frac{\sqrt{5}}{3}\right)$ and $\left(\frac{8}{3}, \frac{\sqrt{5}}{3}\right)$.

$$89. \quad Ax^2 + Cy^2 + F = 0$$

$$\frac{Ax^2}{-F} + \frac{Cy^2}{-F} = 1$$

$$\frac{x^2}{(-F/A)} + \frac{y^2}{(-F/C)} = 1$$

where $A \neq 0$, $C \neq 0$, $F \neq 0$, and $-F/A$ and $-F/C$ are positive.

(a) If $A \neq C$, then $-\frac{F}{A} \neq -\frac{F}{C}$. So, this is the equation of an ellipse with center at $(0, 0)$.

(b) If $A = C$, the equation becomes $Ax^2 + Ay^2 = -F \Rightarrow x^2 + y^2 = -\frac{F}{A}$.
This is the equation of a circle with center at $(0, 0)$ and radius $\sqrt{-\frac{F}{A}}$.

$$90. \quad Ax^2 + Cy^2 + Dx + Ey + F = 0, A \neq 0, C \neq 0$$

$$A\left(x^2 + \frac{D}{A}x\right) + C\left(y^2 + \frac{E}{C}y\right) = -F$$

$$A\left(x + \frac{D}{2A}\right)^2 + C\left(y + \frac{E}{2C}\right)^2 = \frac{D^2}{4A} + \frac{E^2}{4C} - F$$

where $A \cdot C > 0$. Let $U = \frac{D^2}{4A} + \frac{E^2}{4C} - F$.

(a) If U is of the same sign as A (and C), then

$$\frac{\left(x + \frac{D}{2A}\right)^2}{\frac{U}{A}} + \frac{\left(y + \frac{E}{2C}\right)^2}{\frac{U}{C}} = 1$$

This is the equation of an ellipse whose center is $\left(-\frac{D}{2A}, -\frac{E}{2C}\right)$.

(b) If $U = 0$, the graph is the single point $\left(-\frac{D}{2A}, -\frac{E}{2C}\right)$.

(c) If U is of the opposite sign as A (and C), the graph contains no points since the left side always has the opposite sign of the right side.

Section 10.4

$$87. \quad Ax^2 + Cy^2 + F = 0 \quad A \cdot C < 0, F \neq 0$$

$$\frac{Ax^2}{-F} + \frac{Cy^2}{-F} = 1$$

$$\frac{x^2}{(-F/A)} + \frac{y^2}{(-F/C)} = 1$$

Since $-F/A$ and $-F/C$ have opposite signs, this is a hyperbola with center at $(0, 0)$. The transverse axis is the x -axis if $-F/A > 0$ and the y -axis if $-F/A < 0$.

$$88. \quad Ax^2 + Cy^2 + Dx + Ey + F = 0, A \cdot C < 0.$$

$$A\left(x^2 + \frac{D}{A}x\right) + C\left(y^2 + \frac{E}{C}y\right) = -F$$

$$A\left(x + \frac{D}{2A}\right)^2 + C\left(y + \frac{E}{2C}\right)^2 = \frac{D^2}{4A} + \frac{E^2}{4C} - F$$

$$\text{Let } U = \frac{D^2}{4A} + \frac{E^2}{4C} - F.$$

(a) If $U \neq 0$, then $\frac{\left(x + \frac{D}{2A}\right)^2}{\frac{U}{A}} + \frac{\left(y + \frac{E}{2C}\right)^2}{\frac{U}{C}} = 1$ with $\frac{U}{A}$ and $\frac{U}{C}$ having opposite signs.

This is the equation of a hyperbola whose center is $\left(-\frac{D}{2A}, -\frac{E}{2C}\right)$.

(b) If $U = 0$, then $A\left(x + \frac{D}{2A}\right)^2 + C\left(y + \frac{E}{2C}\right)^2 = 0 \Rightarrow y + \frac{E}{2C} = \pm \sqrt{-\frac{A}{C}}\left(x + \frac{D}{2A}\right)$

which is the graph of two intersecting lines, containing the point $\left(-\frac{D}{2A}, -\frac{E}{2C}\right)$,

with slopes $\pm \sqrt{\left|\frac{A}{C}\right|}$.

Section 10.5

$$59. \quad d^2 = (y_2 - y_1)^2 + (x_2 - x_1)^2 = (x'_2 \sin \theta + y'_2 \cos \theta - x'_1 \sin \theta - y'_1 \cos \theta)^2 + (x'_2 \cos \theta - y'_2 \sin \theta - x'_1 \cos \theta + y'_1 \sin \theta)^2$$

$$= ((x'_2 - x'_1) \sin \theta + (y'_2 - y'_1) \cos \theta)^2 + ((x'_2 - x'_1) \cos \theta - (y'_2 - y'_1) \sin \theta)^2$$

$$= (x'_2 - x'_1)^2 \sin^2 \theta + 2(x'_2 - x'_1)(y'_2 - y'_1) \sin \theta \cos \theta + (y'_2 - y'_1)^2 \cos^2 \theta$$

$$+ (x'_2 - x'_1)^2 \cos^2 \theta - 2(x'_2 - x'_1)(y'_2 - y'_1) \sin \theta \cos \theta + (y'_2 - y'_1)^2 \sin^2 \theta$$

$$= (x'_2 - x'_1)^2 (\sin^2 \theta + \cos^2 \theta) + (y'_2 - y'_1)^2 (\cos^2 \theta + \sin^2 \theta) = (x'_2 - x'_1)^2 + (y'_2 - y'_1)^2$$

$$60. \quad x^{1/2} + y^{1/2} = a^{1/2} \Rightarrow y^{1/2} = a^{1/2} - x^{1/2} \Rightarrow y = (a^{1/2} - x^{1/2})^2 \Rightarrow y = a - 2a^{1/2}x^{1/2} + x \Rightarrow 2a^{1/2}x^{1/2} = (a + x) - y$$

$$\Rightarrow 4ax = [(a + x) - y]^2 \Rightarrow 4ax = a^2 + 2ax + x^2 - 2ay - 2xy + y^2 \Rightarrow 0 = x^2 - 2xy + y^2 - 2ax - 2ay + a^2$$

$B^2 - 4AC = (-2)^2 - 4 \cdot 1 \cdot 1 = 0$; the graph of the equation is part of a parabola.

Section 10.6

48. Letting $\theta = \frac{\pi}{2}$ gives $r = \frac{0.8}{1 + \sin \frac{\pi}{2}} = \frac{0.8}{2} = 0.4$, so the vertex (peak) is 0.4 inches above the focus.

Since the focus is at the pole $(0, 0)$, the vertex is $(0, a) = (0, 0.4)$. The parabola is concave down so $(x - h)^2 = -4a(y - k)$.

So, $x^2 = -1.6(y - 0.4)$. The water hits the ground when $x = 4$, so $4^2 = -1.6(y - 0.4) \Rightarrow -10 = y - 0.4 \Rightarrow -9.6 = y$

The water hits the ground 9.6 inches below the focus. That is, the base of the tank is 9.6 inches below the focus.

The puncture is at the vertex, so the puncture is $9.6 + 0.4 = 10$ inches above the base of the tank.

49. Letting $\theta = -\frac{\pi}{2}$ gives $r = \frac{250}{1 - \sin(-\frac{\pi}{2})} = 125$ so the vertex is 125 meters below the focus.

Since the focus is at the pole $(0, 0)$, the vertex is $(0, -a) = (0, -125)$. The parabola is concave up, so we have $(x - h)^2 = 4a(y - k)$.

So, $x^2 = 500(y + 125)$. The right end of the board is located at $x = 2.5$, so $(2.5)^2 = 500(y + 125) \Rightarrow 0.0125 = y + 125 \Rightarrow y = -124.9875$

The vertex is at $(0, -125)$ and the right end of the board is at $(0, -124.9875)$, so the displacement at the center is 0.0125 meters.

50. $M = \frac{ep}{1 - e}$, so $p = \frac{M(1 - e)}{e}$; $m = \frac{ep}{1 + e}$, so $p = \frac{m(1 + e)}{e}$

$$\frac{M(1 - e)}{e} = \frac{m(1 + e)}{e} \Rightarrow M - Me = m + me \Rightarrow M - m = e(M + m) \Rightarrow e = \frac{M - m}{M + m}$$

$$p = \frac{M\left(1 - \frac{M - m}{M + m}\right)}{\frac{M - m}{M + m}} = \frac{M(M + m - M + m)}{M - m} = \frac{M(2m)}{M - m} = \frac{2mM}{M - m}$$

51. $\frac{1}{r} = \frac{1}{r_0}\left(1 - \frac{GM_c}{r_0 v_0^2}\right)\cos \theta + \frac{GM_c}{r_0^2 v_0^2}$; Using $r = \frac{ep}{1 + e \cos \theta}$ and the fact that $e = 1$ if the graph is a parabola, $r = \frac{p}{1 + \cos \theta}$

or $\frac{1}{r} = \frac{1 + \cos \theta}{p} = \frac{1}{p} + \frac{\cos \theta}{p}$. Comparing to the given trajectory equation, it must be that $\frac{1}{p} = \frac{1}{r_0} - \frac{GM_c}{r_0^2 v_0^2}$ and $\frac{1}{p} = \frac{GM_c}{r_0^2 v_0^2}$. Equating the

two expressions gives $\frac{1}{r_0} - \frac{GM_c}{r_0^2 v_0^2} = \frac{GM_c}{r_0^2 v_0^2}$. So $\frac{1}{r_0} = \frac{2GM_c}{r_0^2 v_0^2}$ and $v_0^2 = \frac{2GM_c}{r_0}$. Using the positive solution, the escape velocity is $v_0 = \sqrt{\frac{2GM_c}{r_0}}$.

Section 10.7

63. The line connecting $(-R, 0)$ and (x, y) has slope $m = \frac{y - 0}{x - (-R)} = \frac{y}{x + R}$ so $y = m(x + R)$.

The line intersects the circle, so substitute this expression for y in the equation for the circle $x^2 + y^2 = R^2$:

$$x^2 + [m(x + R)]^2 = R^2 \Rightarrow x^2 + m^2(x + R)^2 = R^2 \Rightarrow x^2 + m^2(x^2 + 2xR + R^2) = R^2 \Rightarrow x^2 + m^2x^2 + 2m^2Rx + m^2R^2 = R^2$$

$$\Rightarrow (1 + m^2)x^2 + 2m^2Rx + R^2(m^2 - 1) = 0$$

Using the quadratic formula gives

$$x = \frac{-2m^2R \pm \sqrt{(2m^2R)^2 - 4(1 + m^2)R^2(m^2 - 1)}}{2(1 + m^2)} = \frac{-2m^2R \pm \sqrt{4m^4R^2 - 4R^2(m^4 - 1)}}{2(1 + m^2)}$$

$$= \frac{-2m^2R \pm \sqrt{4R^2}}{2(1 + m^2)} = \frac{-2m^2R \pm 2R}{2(1 + m^2)} = \frac{-m^2R \pm R}{1 + m^2}$$

$$\text{So } x = \frac{-m^2R - R}{1 + m^2} = \frac{-R(m^2 + 1)}{1 + m^2} = -R \quad \text{or} \quad x = \frac{-m^2R + R}{1 + m^2} = \frac{R(1 - m^2)}{1 + m^2}.$$

The first value is for the fixed point, so the second value is for the other point. $x(m) = \frac{R(1 - m^2)}{1 + m^2}$. Using this for x in $y = m(x + R)$ gives

$$y = m\left(\frac{R - Rm^2}{1 + m^2} + R\right) = m\left(\frac{R - Rm^2 + R + Rm^2}{1 + m^2}\right) = m\left(\frac{2R}{1 + m^2}\right) = \frac{2mR}{1 + m^2}$$

$$\text{Thus, } x(m) = \frac{R(1 - m^2)}{1 + m^2}, \quad y(m) = \frac{2mR}{1 + m^2}, \quad -\infty < m < \infty.$$

64. The slope of the line containing $(1, 1)$ and (x, y) is $m = \frac{y - 1}{x - 1}$, so $m(x - 1) = y - 1$ or $y = mx - m + 1$.

Substitute this expression for y in $y = x^2$, so $mx - m + 1 = x^2 \Rightarrow x^2 - mx + (m - 1) = 0$.

Using the quadratic formula gives

$$x = \frac{-(-m) \pm \sqrt{(-m)^2 - 4 \cdot 1 \cdot (m - 1)}}{2(1)} = \frac{m \pm \sqrt{m^2 - 4m + 4}}{2} = \frac{m \pm \sqrt{(m - 2)^2}}{2} = \frac{m \pm (m - 2)}{2}$$

$$\text{So } x = \frac{m - m + 2}{2} = 1 \quad \text{or} \quad x = \frac{m + m - 2}{2} = \frac{2m - 2}{2} = m - 1.$$

The first value is from the fixed point, so the second value is from the other point. Thus, $x(m) = m - 1$.

Substituting this expression for x in $y = x^2$ gives $y = (m - 1)^2$. Thus, $x(m) = m - 1$, $y(m) = (m - 1)^2$, $-\infty < m < \infty$.

CHAPTER 11

Section 11.1

$$86. \begin{cases} ax + by = a + b & \text{(1) Multiply by } b. \\ abx - b^2y = b^2 - ab & \text{(2)} \end{cases} \quad \begin{cases} abx + b^2y = ab + b^2 \\ abx - b^2y = b^2 - ab \end{cases} \quad \text{Add.}$$

$$2abx = 2b^2 \Rightarrow x = \frac{b}{a}$$

Substitute $x = \frac{b}{a}$ in equation (1): $a \cdot \frac{b}{a} + by = a + b \Rightarrow b + by = a + b \Rightarrow by = a \Rightarrow y = \frac{a}{b}$. So, $\left(\frac{b}{a}, \frac{a}{b}\right)$.

$$87. \begin{cases} ax + by + cz = a + b + c & \text{(1) Multiply by } -c. \\ a^2x + b^2y + c^2z = ac + ab + bc & \text{(2)} \\ abx + bcy = bc + ac & \text{(3)} \end{cases} \quad \begin{cases} -acx - bcy - c^2z = -ac - bc - c^2 \\ a^2x + b^2y + c^2z = ac + ab + bc \end{cases} \quad \text{Add.}$$

$$\frac{-a(a-c)x + b(b-c)y = ab - c^2}{a(a-c)x + b(b-c)y = ab - c^2} \quad \text{(2)}$$

$$\begin{cases} a(a-c)x + b(b-c)y = ab - c^2 & \text{(2) Multiply by } b. \\ abx + bcy = bc + ac & \text{(3) Multiply by } -(a-c). \end{cases} \quad \begin{cases} ab(a-c)x + b^2(b-c)y = ab^2 - bc^2 \\ -ab(a-c)x - bc(a-c)y = -abc - a^2c + bc^2 + ac^2 \end{cases} \quad \text{Add.}$$

$$b(b^2 - bc - ac + c^2)y = a(b^2 - bc - ac + c^2) \Rightarrow y = \frac{a}{b}$$

Substitute $y = \frac{a}{b}$ in equation (3): $abx + bc \cdot \frac{a}{b} = bc + ac \Rightarrow abx + ac = bc + ac \Rightarrow abx = bc \Rightarrow x = \frac{c}{a}$.

Substitute $x = \frac{c}{a}$, $y = \frac{a}{b}$ in equation (1): $a \cdot \frac{c}{a} + b \cdot \frac{a}{b} + cz = a + b + c \Rightarrow c + a + cz = a + b + c \Rightarrow cz = b \Rightarrow z = \frac{b}{c}$. So, $\left(\frac{c}{a}, \frac{a}{b}, \frac{b}{c}\right)$.

Section 11.3

$$66. \begin{vmatrix} a_{13} & a_{12} & a_{11} \\ a_{23} & a_{22} & a_{21} \\ a_{33} & a_{32} & a_{31} \end{vmatrix} = a_{13}(a_{22}a_{31} - a_{32}a_{21}) - a_{12}(a_{23}a_{31} - a_{33}a_{21}) + a_{11}(a_{23}a_{32} - a_{33}a_{22})$$

$$= -[a_{11}(a_{22}a_{33} - a_{32}a_{23}) - a_{12}(a_{21}a_{33} - a_{31}a_{23}) + a_{13}(a_{21}a_{32} - a_{31}a_{22})] = -\begin{vmatrix} a_{11} & a_{12} & a_{13} \\ a_{21} & a_{22} & a_{23} \\ a_{31} & a_{32} & a_{33} \end{vmatrix}$$

$$67. \begin{vmatrix} a_{11} & a_{12} & a_{13} \\ ka_{21} & ka_{22} & ka_{23} \\ a_{31} & a_{32} & a_{33} \end{vmatrix} = -ka_{21}(a_{12}a_{33} - a_{32}a_{13}) + ka_{22}(a_{11}a_{33} - a_{31}a_{13}) - ka_{23}(a_{11}a_{32} - a_{31}a_{12})$$

$$= k[-a_{21}(a_{12}a_{33} - a_{32}a_{13}) + a_{22}(a_{11}a_{33} - a_{31}a_{13}) - a_{23}(a_{11}a_{32} - a_{31}a_{12})] = k \begin{vmatrix} a_{11} & a_{12} & a_{13} \\ a_{21} & a_{22} & a_{23} \\ a_{31} & a_{32} & a_{33} \end{vmatrix}$$

$$68. \begin{vmatrix} a_{11} & a_{12} & a_{11} \\ a_{21} & a_{22} & a_{21} \\ a_{31} & a_{32} & a_{31} \end{vmatrix} = a_{11}(a_{22}a_{31} - a_{32}a_{21}) - a_{12}(a_{21}a_{31} - a_{31}a_{21}) + a_{11}(a_{21}a_{32} - a_{31}a_{22})$$

$$= a_{11}a_{22}a_{31} - a_{11}a_{32}a_{21} - a_{12} \cdot 0 + a_{11}a_{21}a_{32} - a_{11}a_{31}a_{22} = 0$$

$$69. \begin{vmatrix} a_{11} + ka_{21} & a_{12} + ka_{22} & a_{13} + ka_{23} \\ a_{21} & a_{22} & a_{23} \\ a_{31} & a_{32} & a_{33} \end{vmatrix} = (a_{11} + ka_{21})(a_{22}a_{33} - a_{32}a_{23}) - (a_{12} + ka_{22})(a_{21}a_{33} - a_{31}a_{23}) + (a_{13} + ka_{23})(a_{21}a_{32} - a_{31}a_{22})$$

$$= a_{11}a_{22}a_{33} - a_{11}a_{32}a_{23} + ka_{21}a_{22}a_{33} - ka_{21}a_{32}a_{23} - a_{12}a_{21}a_{33} + a_{12}a_{31}a_{23}$$

$$- ka_{22}a_{21}a_{33} + ka_{22}a_{31}a_{23} + a_{13}a_{21}a_{32} - a_{13}a_{31}a_{22} + ka_{23}a_{21}a_{32} - ka_{23}a_{31}a_{22}$$

$$= a_{11}a_{22}a_{33} - a_{11}a_{32}a_{23} - a_{12}a_{21}a_{33} + a_{12}a_{31}a_{23} + a_{13}a_{21}a_{32} - a_{13}a_{31}a_{22}$$

$$= a_{11}(a_{22}a_{33} - a_{32}a_{23}) - a_{12}(a_{21}a_{33} - a_{31}a_{23}) + a_{13}(a_{21}a_{32} - a_{31}a_{22}) = \begin{vmatrix} a_{11} & a_{12} & a_{13} \\ a_{21} & a_{22} & a_{23} \\ a_{31} & a_{32} & a_{33} \end{vmatrix}$$

Section 11.4

$$98. AB = BA \Rightarrow \begin{bmatrix} a-b & a+b \\ c-d & c+d \end{bmatrix} = \begin{bmatrix} a+c & b+d \\ -a+c & -b+d \end{bmatrix} \text{ So, } \begin{cases} a-b = a+c & (1) \\ a+b = b+d & (2) \\ c-d = -a+c & (3) \\ c+d = -b+d & (4) \end{cases} \Rightarrow \begin{cases} b+c = 0 & (1) \\ a-d = 0 & (2) \\ a-d = 0 & (3) \\ b+c = 0 & (4) \end{cases} \text{ So, } a = d \text{ and } b = -c.$$

$$99. A^2 + A = 0 \Rightarrow \begin{bmatrix} a^2 + b^2 & 2ab \\ 2ab & a^2 + b^2 \end{bmatrix} + \begin{bmatrix} a & b \\ b & a \end{bmatrix} = \begin{bmatrix} 0 & 0 \\ 0 & 0 \end{bmatrix} \Rightarrow \begin{bmatrix} a^2 + a + b^2 & 2ab + b \\ 2ab + b & a^2 + a + b^2 \end{bmatrix} = \begin{bmatrix} 0 & 0 \\ 0 & 0 \end{bmatrix} \text{ So, } \begin{cases} a^2 + a + b^2 = 0 & (1) \\ 2ab + b = 0 & (2) \end{cases}$$

Solve equation (2): $2ab + b = 0 \Rightarrow (2a + 1)b = 0 \Rightarrow a = -\frac{1}{2}$ or $b = 0$

Substitute $a = -\frac{1}{2}$ into equation (1): $\frac{1}{4} - \frac{1}{2} + b^2 = 0 \Rightarrow b^2 = \frac{1}{4} \Rightarrow b = \pm\frac{1}{2}$

Substitute $b = 0$ into equation (1): $a^2 + a = 0 \Rightarrow a(a + 1) = 0 \Rightarrow a = 0$ or $a = -1$

So, $a = -\frac{1}{2}$, $b = -\frac{1}{2}$; $a = -\frac{1}{2}$, $b = \frac{1}{2}$; $a = 0$, $b = 0$; $a = -1$, $b = 0$.

Section 11.5

59. Let $u = e^x$. Then $\frac{3e^x}{e^{2x} + e^x - 2} = \frac{3u}{u^2 + u - 2} \Rightarrow \frac{3u}{(u+2)(u-1)} = \frac{A}{u+2} + \frac{B}{u-1} \Rightarrow 3u = A(u-1) + B(u+2)$.

If $u = 1$, then $B = 1$; if $u = -2$, then $A = 2$.

So, $\frac{3u}{u^2 + u - 2} = \frac{2}{u+1} + \frac{1}{u-1}$. Back substitute $e^x = u$ to get $\frac{3e^x}{e^{2x} + e^x - 2} = \frac{2}{e^x + 2} + \frac{1}{e^x - 1}$.

60. Let $u = \sqrt[3]{x}$. Then $\frac{2}{x - \sqrt[3]{x}} = \frac{2}{u^3 - u} \Rightarrow \frac{2}{u(u+1)(u-1)} = \frac{A}{u} + \frac{B}{u+1} + \frac{C}{u-1} \Rightarrow 2 = A(u-1)(u+1) + Bu(u-1) + Cu(u+1)$.

If $u = 0$, then $A = -2$; if $u = 1$, then $C = 1$; if $u = -1$, then $B = 1$.

So, $\frac{2}{u^3 - u} = \frac{-2}{u} + \frac{1}{u+1} + \frac{1}{u-1}$. Back substitute $\sqrt[3]{x} = u$ to get $\frac{2}{x - \sqrt[3]{x}} = \frac{-2}{\sqrt[3]{x}} + \frac{1}{\sqrt[3]{x} + 1} + \frac{1}{\sqrt[3]{x} - 1}$.

Section 11.6

98.
$$\begin{cases} \frac{x^2}{a^2} + \frac{y^2}{b^2} = \frac{a^2 + b^2}{a^2b^2} & \text{(1) Multiply by } a^2b^2. \\ \frac{x}{a} + \frac{y}{b} = \frac{a+b}{ab} & \text{(2) Multiply by } ab. \end{cases} \quad \begin{cases} b^2x^2 + a^2y^2 = a^2 + b^2 & \text{(1)} \\ bx + ay = a + b & \text{(2)} \end{cases}$$

Square both sides of equation (2), and subtract equation (1) from the result:

$$\begin{array}{r} b^2x^2 + 2abxy + a^2y^2 = a^2 + 2ab + b^2 \\ b^2x^2 \qquad + a^2y^2 = a^2 \qquad + b^2 \quad \text{Subtract.} \\ \hline 2abxy \qquad = 2ab \Rightarrow xy = 1 \Rightarrow y = \frac{1}{x} \end{array}$$

Substitute $y = \frac{1}{x}$ into equation (2): $bx + a \cdot \frac{1}{x} = a + b \Rightarrow bx^2 + a = (a+b)x \Rightarrow bx^2 - (a+b)x + a = 0$

Use the quadratic formula: $x = \frac{(a+b) \pm \sqrt{(a+b)^2 - 4 \cdot b \cdot a}}{2b} = \frac{a+b \pm \sqrt{a^2 - 2ab + b^2}}{2b} = \frac{a+b \pm \sqrt{(a-b)^2}}{2b} = \frac{a+b \pm |a-b|}{2b}$

If $a > b$, then $|a-b| = a-b$ and $x = \frac{a+b + (a-b)}{2b} = \frac{2a}{2b} = \frac{a}{b}$ or $x = \frac{a+b - (a-b)}{2b} = \frac{2b}{2b} = 1$.

If $a < b$, then $|a-b| = b-a$ and $x = \frac{a+b + (b-a)}{2b} = \frac{2b}{2b} = 1$ or $x = \frac{a+b - (b-a)}{2b} = \frac{2a}{2b} = \frac{a}{b}$.

If $x = 1$, then $y = \frac{1}{1} = 1$. If $x = \frac{a}{b}$, then $y = \frac{1}{\frac{a}{b}} = \frac{b}{a}$. So, we have $(1, 1)$, $(\frac{a}{b}, \frac{b}{a})$. Because we squared equation (2) at the start, we need to check.

Check $(1, 1)$: $\frac{1^2}{a^2} + \frac{1^2}{b^2} = \frac{1}{a^2} + \frac{1}{b^2} = \frac{b^2}{a^2b^2} + \frac{a^2}{a^2b^2} = \frac{a^2 + b^2}{a^2b^2}$; $\frac{1}{a} + \frac{1}{b} = \frac{b}{ab} + \frac{a}{ab} = \frac{a+b}{ab}$, so $(1, 1)$ checks.

Check $(\frac{a}{b}, \frac{b}{a})$: $\frac{(\frac{a}{b})^2}{a^2} + \frac{(\frac{b}{a})^2}{b^2} = \frac{\frac{a^2}{b^2}}{a^2} + \frac{\frac{b^2}{a^2}}{b^2} = \frac{1}{b^2} + \frac{1}{a^2} = \frac{a^2 + b^2}{a^2b^2}$; $\frac{a}{b} + \frac{b}{a} = \frac{1}{b} + \frac{1}{a} = \frac{a+b}{ab}$, so $(\frac{a}{b}, \frac{b}{a})$ checks.

99.
$$\begin{cases} 2l + 2w = P & \text{(1) Perimeter} \\ lw = A & \text{(2) Area} \end{cases}$$

Solve equation (1) for l : $l = \frac{P}{2} - w$. Substitute into equation (2): $(\frac{P}{2} - w)w = A \Rightarrow 2w^2 - Pw + 2A = 0$.

Use the quadratic formula: $w = \frac{P \pm \sqrt{P^2 - 4 \cdot 2 \cdot 2A}}{2 \cdot 2} = \frac{P \pm \sqrt{P^2 - 16A}}{4}$

If $w = \frac{P + \sqrt{P^2 - 16A}}{4}$, then $l = \frac{P}{2} - \frac{P + \sqrt{P^2 - 16A}}{4} = \frac{P - \sqrt{P^2 - 16A}}{4}$.

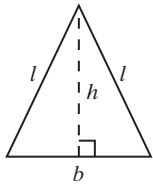
If $w = \frac{P - \sqrt{P^2 - 16A}}{4}$, then $l = \frac{P}{2} - \frac{P - \sqrt{P^2 - 16A}}{4} = \frac{P + \sqrt{P^2 - 16A}}{4}$.

Assuming $l \geq w$, the solution is $w = \frac{P - \sqrt{P^2 - 16A}}{4}$ and $l = \frac{P + \sqrt{P^2 - 16A}}{4}$.

Note: To show that the solutions are real, we can verify $P^2 - 16A \geq 0$ as follows:

$P^2 - 16A = (2l + 2w)^2 - 16lw = 4l^2 + 8lw + 4w^2 - 16lw = 4l^2 - 8lw + 4w^2 = 4(l-w)^2 \geq 0$

100.



$$\begin{cases} 2l + b = P & \text{(1) Perimeter} \\ h^2 + \left(\frac{1}{2}b\right)^2 = l^2 & \text{(2) Pythagorean theorem} \end{cases} \rightarrow \begin{cases} 2l + b = P & \text{(1)} \\ 4h^2 + b^2 = 4l^2 & \text{(2)} \end{cases}$$

 Solve equation (1) for b : $b = P - 2l$. Substitute into equation (2): $4h^2 + (P - 2l)^2 = 4l^2$

$$\text{Solve for } l: 4h^2 + P^2 - 4Pl + 4l^2 = 4l^2 \Rightarrow 4h^2 + P^2 - 4Pl = 0 \Rightarrow 4Pl = 4h^2 + P^2 \Rightarrow l = \frac{4h^2 + P^2}{4P}$$

$$\text{Then } b = P - 2 \cdot \frac{4h^2 + P^2}{4P} = \frac{2P^2}{2P} - \frac{4h^2 + P^2}{2P} = \frac{P^2 - 4h^2}{2P}.$$

Section 11.7

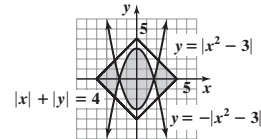
62. $|x| + |y| \leq 4 \Rightarrow |y| \leq -|x| + 4 \Rightarrow y \geq |x| - 4$ and $y \leq -|x| + 4$

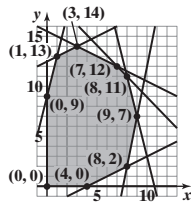
 Graph $y = |x| - 4$ and shade above; graph $y = -|x| + 4$ and shade below.

$|y| \leq |x^2 - 3| \Rightarrow y \geq -|x^2 - 3|$ and $y \leq |x^2 - 3|$

 Graph $y = -|x^2 - 3|$ and shade above; graph $y = |x^2 - 3|$ and shade below.

The intersection is the solution to the system as shown in the figure.


Section 11.8

 32. The figure shows the graph of the constraints with the corner points labeled. The table shows the value of the objective function at each corner point. The maximum is 124 when $x = 8$ and $y = 11$.


Corner Point	$z = 10x + 4y$
(0, 0)	$z = 10 \cdot 0 + 4 \cdot 0 = 0$
(0, 9)	$z = 10 \cdot 0 + 4 \cdot 9 = 36$
(1, 13)	$z = 10 \cdot 1 + 4 \cdot 13 = 62$
(3, 14)	$z = 10 \cdot 3 + 4 \cdot 14 = 86$
(7, 12)	$z = 10 \cdot 7 + 4 \cdot 12 = 118$
(8, 11)	$z = 10 \cdot 8 + 4 \cdot 11 = 124$
(9, 7)	$z = 10 \cdot 9 + 4 \cdot 7 = 118$
(8, 2)	$z = 10 \cdot 8 + 4 \cdot 2 = 88$
(4, 0)	$z = 10 \cdot 4 + 4 \cdot 0 = 40$

CHAPTER 12

Section 12.1

 100. $u_{n+1} = u_n + (n + 1) = 1 + 2 + 3 + \dots + (n - 1) + n + (n + 1)$; Reverse the order and add:

$$\begin{aligned} u_{n+1} &= 1 + 2 + 3 + \dots + (n-1) + n + (n+1) \\ u_{n+1} &= (n+1) + n + (n-1) + \dots + 3 + 2 + 1 \\ \hline 2(u_{n+1}) &= (n+2) + (n+2) + (n+2) + \dots + (n+2) + (n+2) + (n+2) \\ 2(u_{n+1}) &= (n+1)(n+2) \text{ so } u_{n+1} = \frac{(n+1)(n+2)}{2} \end{aligned}$$

101. $u_{n+1} = \frac{(n+1)(n+2)}{2}$ and $u_n = \frac{n(n+1)}{2}$ so $u_{n+1} + u_n = \frac{(n+1)(n+2)}{2} + \frac{n(n+1)}{2} = \frac{2n^2 + 4n + 2}{2} = n^2 + 2n + 1 = (n+1)^2$.

 102. Let $r =$ the common ratio so $\frac{a_1}{a_2} = \frac{a_2}{a_3} = \dots = \frac{a_{n-1}}{a_n} = r$. Then $\frac{a_1}{a_2} = r$ and $a_1 = r \cdot a_2$.

$$\frac{a_1^n}{a_2^n} = \frac{(r \cdot a_2)^n}{a_2^n} = \frac{r^n a_2^n}{a_2^n} = r^n = \underbrace{r \cdot r \cdot r \cdot \dots \cdot r}_{n \text{ factors}} = \frac{a_1}{a_2} \cdot \frac{a_2}{a_3} \cdot \frac{a_3}{a_4} \cdot \dots \cdot \frac{a_n}{a_{n+1}} = \frac{a_1}{a_{n+1}}$$

Section 12.2

 71. $a_n = 2 + (n - 1) \cdot 7 = 7n - 5$ and $b_n = 5 + (n - 1) \cdot 6 = 6n - 1$. Solving $7n - 5 = 6n - 1$ gives $n = 4$, so the fourth term in each sequence is the same. Subsequent pairs occur every 6 terms for $\{a_n\}$, the sequence with $d = 7$, and every 7 terms for $\{b_n\}$, the sequence with $d = 6$. Thus, the number of pairs is limited by $\{b_n\}$ and the restriction of 100 terms. After the fourth term, there are $\text{int}\left(\frac{96}{7}\right) = 13$ terms that appear in both sequences for a total of 14 terms in common.

CP24 Challenge Problem Solutions: Chapter 12

72. $S_n = \frac{n}{2}(a_1 + a_n)$ and $a_{2n} = a_1 + (2n - 1)d = a_n + nd$, so $S_{2n} = \frac{2n}{2}(a_1 + a_{2n}) = \frac{2n}{2}(a_1 + a_n + nd) = 2 \cdot \frac{n}{2}(a_1 + a_n) + n^2d = 2S_n + n^2d$
 $\frac{S_{2n}}{S_n} = \frac{2S_n + n^2d}{S_n} = 2 + \frac{n^2d}{S_n} = C$ (a constant).

Rearranging gives $n^2d = (C - 2)S_n = (C - 2) \frac{n}{2}(2a_1 + (n - 1)d)$, from which $2nd = (C - 2)(nd + 2a_1 - d)$. Because this equation is an identity in n , $2 = (C - 2) \Rightarrow C = 4$ and $2a_1 - d = 0 \Rightarrow a_1 = \frac{d}{2}$. So $a_n = a_1 + (n - 1)d = \frac{d}{2} + (n - 1)d = \left(\frac{2n - 1}{2}\right)d$.

Section 12.3

103. $y = x \cdot r, z = x \cdot r^2$

$x + y + z = x + x \cdot r + x \cdot r^2 = 103 \Rightarrow x(1 + r + r^2) = 103$

$x^2 + y^2 + z^2 = x^2 + x^2r^2 + x^2r^4 = 6901 \Rightarrow x^2(1 + r^2 + r^4) = 6901$

$(x(1 + r + r^2))^2 = (103)^2 \Rightarrow x^2(1 + 2r + 3r^2 + 2r^3 + r^4) = 10,609 \Rightarrow x^2(1 + r^2 + r^4) + x^2(2r + 2r^2 + 2r^3) = 10,609 \Rightarrow$

$x^2(1 + r^2 + r^4) + 2xr \cdot x(1 + r + r^2) = 10,609$

$6901 + 2xr \cdot 103 = 10,609 \Rightarrow 206xr = 3708 \Rightarrow xr = 18 = y$

104. (a) The total area is the sum of the areas from each iteration: $A = A_1 + A_2 + A_3 + \dots$

$A_1 = 2$ [1 triangle]; $A_2 = \left(\frac{1}{9} \cdot 2\right) \cdot 3 = 2 \cdot 3 \left(\frac{1}{9}\right)$ [3 triangles]; Now each additional iteration adds four times as many triangles as the previous iteration, each of which has an area $\frac{1}{9}$ the area of a triangle in the previous iteration. So, $A_3 = 2 \cdot 12 \left(\frac{1}{9}\right)^2$ [12 triangles], $A_4 = 2 \cdot 48 \left(\frac{1}{9}\right)^3$

[48 triangles], and so on. The total area of the Koch snowflake, in m^2 , is given by $A = 2 + 2 \cdot 3 \left(\frac{1}{9}\right) + 2 \cdot 12 \left(\frac{1}{9}\right)^2 + 2 \cdot 48 \left(\frac{1}{9}\right)^3 + \dots$

(b) Splitting up the first term and regrouping factors, the series can be rewritten as $A = \frac{1}{2} + \frac{3}{2} + \frac{3}{2} \left(\frac{4}{9}\right) + \frac{3}{2} \left(\frac{4}{9}\right)^2 + \frac{3}{2} \left(\frac{4}{9}\right)^3 + \dots$. The terms after $\frac{1}{2}$ form an infinite geometric series with first term $a_1 = \frac{3}{2}$ and common ratio $r = \frac{4}{9}$, which sums to $S = \frac{\frac{3}{2}}{1 - \frac{4}{9}} = \frac{27}{10}$. Therefore, the total

area is $A = \frac{1}{2} + \frac{27}{10} = \frac{32}{10} = 3.2 m^2$.

Section 12.4

34. (I) $n = 1: \begin{bmatrix} 5 & -8 \\ 2 & -3 \end{bmatrix}^1 = \begin{bmatrix} 4 \cdot 1 + 1 & -8 \cdot 1 \\ 2 \cdot 1 & 1 - 4 \cdot 1 \end{bmatrix} = \begin{bmatrix} 5 & -8 \\ 2 & -3 \end{bmatrix}$ [Condition I holds]

(II) If $\begin{bmatrix} 5 & -8 \\ 2 & -3 \end{bmatrix}^k = \begin{bmatrix} 4k + 1 & -8k \\ 2k & 1 - 4k \end{bmatrix}$, then

$$\begin{aligned} \begin{bmatrix} 5 & -8 \\ 2 & -3 \end{bmatrix}^{k+1} &= \begin{bmatrix} 5 & -8 \\ 2 & -3 \end{bmatrix}^k \cdot \begin{bmatrix} 5 & -8 \\ 2 & -3 \end{bmatrix} = \begin{bmatrix} 4k + 1 & -8k \\ 2k & 1 - 4k \end{bmatrix} \begin{bmatrix} 5 & -8 \\ 2 & -3 \end{bmatrix} \\ &= \begin{bmatrix} 5(4k + 1) + 2(-8k) & -8(4k + 1) - 3(-8k) \\ 5(2k) + 2(1 - 4k) & -8(2k) - 3(1 - 4k) \end{bmatrix} = \begin{bmatrix} 4k + 5 & -8k - 8 \\ 2k + 2 & -4k - 3 \end{bmatrix} \\ &= \begin{bmatrix} 4k + 4 + 1 & -8k - 8 \\ 2k + 2 & 1 - 4k - 4 \end{bmatrix} = \begin{bmatrix} 4(k + 1) + 1 & -8(k + 1) \\ 2(k + 1) & 1 - 4(k + 1) \end{bmatrix} \end{aligned}$$

[Condition II holds]

35. (a) $c_3 = 2(3) + 1 = 7; c_4 = 2(7) + 1 = 15$

(b) $c_1 = 1 = 2^1 - 1; c_2 = 3 = 2^2 - 1; c_3 = 7 = 2^3 - 1; c_4 = 15 = 2^4 - 1$, so $c_n = 2^n - 1$

(c) (I) $n = 1$: one fold results in 1 crease and $c_1 = 2^1 - 1 = 1$. [Condition I holds]

(II) If $c_k = 2^k - 1$, then $c_{k+1} = 2c_k + 1 = 2(2^k - 1) + 1 = 2^{k+1} - 2 + 1 = 2^{k+1} - 1$ [Condition II holds]

(d) Each fold doubles the thickness so the stack thickness will be $2^{25} \cdot 0.02 \text{ mm} = 671,088.64 \text{ mm}$ (or about 671 meters).

Section 12.5

47. $2^n = (1 + 1)^n = \binom{n}{0} \cdot 1^n \cdot 1^0 + \binom{n}{1} \cdot 1^{n-1} \cdot 1^1 + \binom{n}{2} \cdot 1^{n-2} \cdot 1^2 + \dots + \binom{n}{n} \cdot 1^{n-n} \cdot 1^n = \binom{n}{0} + \binom{n}{1} + \dots + \binom{n}{n}$

48. $0 = 0^n = (1 - 1)^n = \binom{n}{0} \cdot 1^n \cdot (-1)^0 + \binom{n}{1} \cdot 1^{n-1} \cdot (-1)^1 + \binom{n}{2} \cdot 1^{n-2} \cdot (-1)^2 + \dots + \binom{n}{n} \cdot 1^{n-n} \cdot (-1)^n$

$= \binom{n}{0} - \binom{n}{1} + \binom{n}{2} - \dots + (-1)^n \binom{n}{n}$

49. $\binom{5}{0} \left(\frac{1}{4}\right)^5 + \binom{5}{1} \left(\frac{1}{4}\right)^4 \left(\frac{3}{4}\right) + \binom{5}{2} \left(\frac{1}{4}\right)^3 \left(\frac{3}{4}\right)^2 + \binom{5}{3} \left(\frac{1}{4}\right)^2 \left(\frac{3}{4}\right)^3 + \binom{5}{4} \left(\frac{1}{4}\right) \left(\frac{3}{4}\right)^4 + \binom{5}{5} \left(\frac{3}{4}\right)^5 = \left(\frac{1}{4} + \frac{3}{4}\right)^5 = 1^5 = 1$

50. (a) The number of hexagons that can be formed using 8 points is the third entry in the row for $n = 8$ of the Pascal Triangle, 28.
 (b) The number of triangles that can be formed using 10 points is the fourth entry in the row for $n = 10$ of the Pascal Triangle, 120.
 (c) The number of dodecagons that can be formed using 20 points is the ninth entry in the row for $n = 20$ of the Pascal Triangle, 125970.
51. $f(x) = (1 - x^2) + (1 - x^2)^2 + \cdots + (1 - x^2)^{10}$

This is a geometric series with $a_1 = 1 - x^2$, $r = 1 - x^2$, and $n = 10$. Therefore, $f(x) = \frac{(1 - x^2)[1 - (1 - x^2)^{10}]}{1 - (1 - x^2)} = \frac{(1 - x^2) - (1 - x^2)^{11}}{x^2}$.

Since the denominator is x^2 , the coefficient of x^4 in $f(x)$ will be the coefficient of x^6 in the numerator, which is the coefficient of x^6 in the expansion of $-(1 - x^2)^{11} = -[1 + (-x^2)]^{11}$. In general, the terms of this expansion are given by $-\binom{11}{11-k} \cdot 1^{11-k} \cdot (-x^2)^k$. To obtain the term with x^6 we need $k = 3$ which gives $-\binom{11}{11-3} \cdot 1^{11-3} \cdot (-x^2)^3 = \binom{11}{8} x^6$. The coefficient is $\binom{11}{8} = \frac{11!}{8!3!} = 165$.

52. Using formula (2), the general coefficients of the expansion of $[a + (b + c)^2]^8$ are given by $\binom{8}{j} a^j [(b + c)^2]^{8-j}$. To obtain the term containing $a^5 b^4 c^2$, we need $j = 5$, which gives $\binom{8}{5} a^5 [(b + c)^2]^3 = \binom{8}{5} a^5 (b + c)^6$. The terms in the expansion of $(b + c)^6$ are given by $\binom{6}{k} b^k c^{6-k}$.

To obtain the term containing $b^4 c^2$, we need $k = 4$, which gives $\binom{6}{4} b^4 c^2$. Combining these results, the term containing $a^5 b^4 c^2$ in the expansion of $[a + (b + c)^2]^8$ is $\binom{8}{5} \cdot a^5 \cdot \binom{6}{4} \cdot b^4 c^2 = \binom{8}{5} \binom{6}{4} a^5 b^4 c^2$. The coefficient is $\binom{8}{5} \binom{6}{4} = \frac{8!}{5!3!} \cdot \frac{6!}{4!2!} = 840$.

CHAPTER 13

Section 13.2

64. For each possible number of characters for the password, 8 through 12, find the total number of arrangements of the 36 letters and digits, and then subtract both the number of arrangements consisting only of the 26 letters (because the password must have at least one digit) and the number of arrangements consisting only of the 10 digits (because the password must have at least one letter). Finally, add the results to obtain the total number of passwords:

$$\underbrace{(36^8 - 26^8 - 10^8)}_{\text{8-character passwords}} + \underbrace{(36^9 - 26^9 - 10^9)}_{\text{9-character passwords}} + \underbrace{(36^{10} - 26^{10} - 10^{10})}_{\text{10-character passwords}} + \underbrace{(36^{11} - 26^{11} - 10^{11})}_{\text{11-character passwords}} + \underbrace{(36^{12} - 26^{12} - 10^{12})}_{\text{12-character passwords}} = 4.774516364 \times 10^{18}$$

Section 13.3

74. The outcome “exactly two dice have the same reading” can happen 6 ways: exactly two 1’s, or exactly two 2’s, or exactly two 3’s, or exactly two 4’s, or exactly two 5’s, or exactly two 6’s. So, we find the probability of each of these six outcomes and combine their results. Now, when three dice are tossed, “exactly two 1’s” can occur in $C(3, 2) = 3$ ways. So, $P(\text{exactly two 1's}) = C(3, 2) \cdot \left(\frac{1}{6}\right)^2 \cdot \frac{5}{6} = 3 \cdot \left(\frac{1}{6}\right)^2 \cdot \frac{5}{6} = \frac{5}{72}$.

Similarly, $P(\text{exactly two 2's}) = \frac{5}{72}$, $P(\text{exactly two 3's}) = \frac{5}{72}$, $P(\text{exactly two 4's}) = \frac{5}{72}$, $P(\text{exactly two 5's}) = \frac{5}{72}$, and $P(\text{exactly two 6's}) = \frac{5}{72}$.

So, $P(\text{exactly two dice have the same reading}) = 6 \cdot \frac{5}{72} = \frac{5}{12}$.

This page intentionally left blank

Photo Credits

- Chapter 1** Page 1, Andrey_Popov/Shutterstock; Page 13, Alex Staroseltsev/Shutterstock; Page 19, stockyimages/Fotolia; Page 19, U.S. Department of Energy; Page 34, Dmitry Kalinovsky/123RF; Page 41, Aneese/Shutterstock; Page 41, Pajor Pawel/Shutterstock; Page 44, Andrey_Popov/Shutterstock
- Chapter 2** Page 46, Leigh Prather/Shutterstock; Page 62, NASA; Page 70, Exactostock-1557/Exactostock-1557 80509514/Superstock; Page 122, Leigh Prather/Shutterstock
- Chapter 3** Page 124, Andrey_Popov/Shutterstock; Page 162, Geno EJ Sajko Photography/Shutterstock; Page 173, Andrey_Popov/Shutterstock
- Chapter 4** Page 174, FXQuadro/Shutterstock; Page 222, Perry Mastrovito/Getty Images; Page 257, FXQuadro/Shutterstock
- Chapter 5** Page 258, zamollxis/123RF; Page 287, Pearson Education, Inc.; Page 315, Pearson Education, Inc.; Page 324, Grzegorz Czapski/Shutterstock; Page 329, slacroix/iStock/Getty Images; Page 344, Jupiterimages/Getty Images; Page 360, zamollxis/123RF
- Chapter 6** Page 361, U.S. Naval Observatory (USNO); Page 372, Sergey Kohl/Shutterstock; Page 420, Jag_cz/Shutterstock; Page 421, Srdjan Draskovic/123RF; Page 448, U.S. Naval Observatory (USNO)
- Chapter 7** Page 449, Sebastian Kaulitzki/123RF; Page 520, Sebastian Kaulitzki/123RF
- Chapter 8** Page 521, Jennifer Thermes/Photodisc/Getty Images; Page 533, MasterPhoto/Shutterstock; Page 557, sam-whitfield1/Shutterstock; Page 560, dionisvero/Getty Images; Page 573, Jennifer Thermes/Photodisc/Getty Images
- Chapter 9** Page 575, Harvepino/Shutterstock; Page 597, Pearson Education, Inc.; Page 607, SSPL/Getty Images; Page 619, Hulton Archive/Getty Images; Page 651, Harvepino/Shutterstock
- Chapter 10** Page 652, MarcelClemens/Shutterstock; Page 658, cosma/Shutterstock; Page 670, J. B. Spector/Museum of Science and Industry, Chicago/Getty Images; Page 717, MarcelClemens/Shutterstock
- Chapter 11** Page 719, Rawpixel.com/Shutterstock; Page 772, Library of Congress Prints and Photographs Division[LC-USZ62-46864]; Page 814, Rawpixel.com/Shutterstock
- Chapter 12** Page 815, Arthimedes/Shutterstock; Page 825, frankie's/Shutterstock; Page 840, Pearson Education, Inc.; Page 854, Pearson Education, Inc.; Page 859, Arthimedes/Shutterstock
- Chapter 13** Page 860, urbanbuzz/Alamy Stock Photo; Page 881, GeorgiosArt/Getty Images; Page 888, urbanbuzz/Alamy Stock Photo
- Chapter 14** Page 890, katatonia82/Shutterstock; Page 927, katatonia82/Shutterstock
- Appendix A** Page A15, Feraru Nicolae/Shutterstock

All Texas Instruments TI-84 Plus C Graphing Calculator graphs © copyright by Texas Instruments Education Technology.

This page intentionally left blank

Subject Index

- Abel, Niels, 242, 854
- Abscissa, 2
- Absolute maximum and minimum of functions, 77–79
- Absolute value, 601, A5–A6
 - equations involving, A46–A47
- Absolute value function, 87–88, 89–90
- Absolute value inequalities, A46–A47, A78–A79
- Accumulated value, 326
- Acute angles, 522–524
 - complementary, 524
 - trigonometric functions of, 522–524
- Addition. *See also* Sum
 - of complex numbers, A55
 - of rational expressions, A37–A39
 - least common multiple (LCM) method for, A39–A40
 - triangular, 853
 - of vectors, 614
 - geometrically, 610
 - in space, 634
- Addition principle of counting, 862–863
- Addition property of inequalities, A74
- Adjacency matrix, 775
- Aerodynamic forces, 651
- Ahmes (Egyptian scribe), 840
- Airplane wings, 575
- Algebra essentials, A1–A13
 - distance on the real number line, A5–A6
 - domain of variable, A7
 - evaluating algebraic expressions, A6–A7
 - evaluating exponents, A10
 - graphing inequalities, A5
 - Laws of Exponents, A8–A9
 - real number line, A4
 - sets, A1–A4
 - simplifying trigonometric expressions, 480–481
 - to solve geometry problems, 5
 - square roots, A9–A10
- Algebraic functions, 258
- Algebraic vector, 612–613
- Algorithm, 231*n*
- Alpha particles, 685
- Altitude of triangle, A15
- Ambiguous case, 537
- Amount of annuity, 839–840
- Amplitude
 - of simple harmonic motion, 560
 - of sinusoidal functions, 410–412, 430–433
- Analytic trigonometry, 449–520
 - algebra to simplify trigonometric expressions, 480–481
 - Double-angle Formulas, 500–504
 - to establish identities, 501–504
 - to find exact values, 501
 - Half-angle Formulas, 504–506
 - to find exact values, 504–506
 - for tangent, 506
 - inverse functions. *See* Inverse functions
 - Product-to-Sum Formulas, 511–513
 - Sum and Difference Formulas, 487–500
 - for cosines, 487–488
 - defined, 487
 - to establish identities, 489–493
 - to find exact values, 488–491, 490–491
 - involving inverse trigonometric function, 493–494
 - for sines, 489–491
 - for tangents, 492–493
 - Sum-to-Product Formulas, 512–513
 - trigonometric equations, 469–479
 - graphing utility to solve, 474
 - identities to solve, 473–474
 - involving a double angle, 471
 - involving single trigonometric function, 469–472
 - linear, 471
 - linear in sine and cosine, 494–496
 - quadratic in form, 473
 - solutions of, defined, 469
 - trigonometric identities, 479–487
 - basic, 480
 - establishing, 481–484, 489–493, 501–504
 - Even-Odd, 480
 - Pythagorean, 480
 - Quotient, 480
 - Reciprocal, 480
- Angle(s), 362–370. *See also* Trigonometric functions
 - acute, 522–524
 - central, 364–365
 - complementary, 524
 - converting between decimal and degree, minute, second measures for, 364–365
 - defined, 362
 - of depression, 526–527
 - direction, 616
 - of vector, 637–639
 - drawing, 363
 - of elevation, 526–527
 - elongation, 544
 - Greek letters to denote, 362
 - of incidence, 478
 - inclination, 391
 - initial side of, 362
 - measurement of
 - arc length, 365–366
 - degrees, 363–368
 - to find the area of a sector of a circle, 368–369
 - to find the linear speed of an object traveling in circular motion, 369–370
 - radians, 364–365, 366–368
 - negative, 362
 - optical (scanning), 509
 - positive, 362
 - quadrantal, 363
 - of refraction, 478
 - of repose, 468
 - right, 363, A14
 - in standard position, 362
 - straight, 363
 - terminal side of, 362
 - between vectors, 625
 - in space, 636
 - viewing, 390–391, 461
- Angle-angle case of similar triangle, A18
- Angle-side-angle case of congruent triangle, A17
- Angular (perceived) size, 390
- Angular speed, 369–370
- Annuity(ies), 839–840
 - amount of, 839–840
 - defined, 839
 - formula for, 839
 - ordinary, 839
- Aphelion, 672, 717
- Apollonius of Perga, 652
- Apothem, 499
- Applied (word) problems, A62–A72
 - constant rate job problems, A67–A69
 - interest problems, A63–A64
 - mixture problems, A65
 - steps for solving, A63
 - translating verbal descriptions into mathematical expressions, A63
 - uniform motion problems, A66–A67
- Approximate decimals, A3
- Approximating area, 918–921
- Araybhata the Elder, 386
- Arc length, 365–366
- Area
 - definition of, 921
 - formulas for, A15
 - under graph of function, 918–921
 - of parallelogram, 644–645
 - of sector of circle, 368–369
 - of triangle, 553–559, A15
 - SAS triangles, 553–554
 - SSS triangles, 554–555
- Argument
 - of complex number, 601, 604
 - of function, 52
- Arithmetic calculator, A10
- Arithmetic mean, A82

12 Subject Index

- Arithmetic sequences, 826–832
common difference in, 826
defined, 826
determining, 826–827
formula for, 827–828
 n th term of, 828
recursive formula for, 828
sum of, 829–830
- Ars Conjectandi* (Bernoulli), 882
- Ars Magna* (Cardano), 242
- ASA triangles, 536–537
- Associative property
of matrix addition, 762
of matrix multiplication, 766
of vector addition, 610
- Asymptote(s), 200–202, 678–680
horizontal, 201, 203–205
oblique, 201, 203–205, 212
vertical, 201–203
multiplicity and, 202–203
- Atomic systems, 772
- Augmented matrix, 735–744
row operations on, 736–737
system of equations written
from, 736
- Average rate of change, 21
of function, 79–80
exponential functions, 281–283
finding, 79–80
linear functions, 125–128, 281–283
secant line and, 79–80
limit of, 901
- Axis/axes
of complex plane, 600
of cone, 653
coordinate, 2
of ellipse, 663, 695
of hyperbola
conjugate, 674
transverse, 674, 695
polar, 576
of quadratic function, 146–149
rotation of, 687–691
analyzing equation using, 690–691
formulas for, 688
identifying conic without, 692
of symmetry
of parabola, 145, 654
of quadratic function, 146–151
- Azimuth, 529
- Babylonians, ancient, 840
- Back-substitution, 723
- Barry, Rick, 69
- Base of exponent, A8
- Basic trigonometric identities, 480
- Bearing (direction), 529
- Beat, 568
- Bernoulli, Jakob, 597, 882
- Bernoulli, Johann, 710
- Bessel, Friedrich, 532
- Best fit
cubic function of, 194–195
line of, 138–139
- Beta of a stock, 124
- Bézout, Etienne, 790
- Binomial(s), A23
cubing, A25
squares of (perfect squares), A25
- Binomial coefficient, 851, 852
- Binomial Theorem, 849–855
to evaluate $\binom{n}{r}$, 849–853
expanding a binomial, 851–852
historical feature on, 854
proof of, 853
using, 851–853
- Bisection method, 241, 244
- Blood alcohol concentration (BAC), 303
- Blood pressure, 420
- Bode, Johann, 825
- Bode's Law, 825
- Bonds, zero-coupon, 333
- Book value, 129
- Boole, George, 882
- Bounded graphs, 798
- Bounding curves, 653
- Bounds on zeros, 239–240
- Box, volume and surface area of, A16
- Brachistochrone, 709–710
- Brancazio, Peter, 69
- Branches of hyperbola, 674
- Break-even point, 133
- Bretschneider formula, 557
- Brewster's Law, 478
- Briggs, Henry, 315
- Bürgi, Joost, 315
- Calculator(s), A10. *See also* Graphing utility(ies)
approximating roots on, A84
converting between decimals and
degrees, minutes, seconds on, 364
converting from polar coordinates to
rectangular coordinates, 579
to evaluate powers of 2, 280
functions on, 53
inverse sine on, 453
kinds of, A10
logarithms on, 313, 314
trigonometric equations solved
using, 472
- Calculus
angles measured in, 364
approximating e^x , 825
complicated functions in, 59
composite functions in, 263
derivative, 208
difference quotient in, 54, 295
double-angle formulas in, 502
 e in, 286, 825
end behavior of graphs, 184
exponential equations in, 321
functions and
exponential, 279, 825
increasing, decreasing, or constant,
75, 341–342
local maxima and local minima
in, 76
- graph of polynomial functions in, 176
independent variable in, 407
inflection point in, 340
integral, 921–922
area under graph, 917–921
graphing utility to approximate,
921–922
- Intermediate Value Theorem, 240
- limits, 185, 199
- logarithms and, 311, 321
- partial fraction decomposition and, 777
- polar equations and, 597
- projectile motion, 704–706
- quadratic equations in, A68
- quadratic functions in, 145
- radians in, 389
- rational exponents in, A88
- rationalizing numerators in, A85
- secant line and, 80, 85
- Simpson's Rule, 164
- Snell's Law and, 478
- tangent line and, 558
- trigonometric functions and equations in,
466, 474, 502
- trigonometric identities useful in, 503
- turning points and, 183
of variations, 710
- Cancellation Property, A36
- Carbon dating, 337
- Cardano, Girolamo, 242, 607, 882
- Cardioid, 590–591, 596
- Carlson, Tor, 349
- Carrying capacity, 340
- Cartesian (rectangular) coordinates, 2
in space, 632
- Cartesian (rectangular) form of complex
number, 601–603
- Catenary, 159*n*, 662
- Cayley, Arthur, 719, 772
- Ceilometer, 527
- Cell division, 335, 340
- Center
of circle, 36
of hyperbolas, 674
of sphere, 640
- Central angle, 364–365
- Change, rate of. *See* Rate of change
- Change-of-Base Formula, 314–315
- Chebyshev, P.L., 502*n*
- Chu Shih-chieh, 854
- Circle(s), 35–42, 653
arc length of, 365–366
area of, A16
area of sector of, 368–369
center of, 36
central angle of, 364–365
circumference of, A16
defined, 36
general form of equation of, 38–39
graphing, 37, 595
inscribed, 558
intercepts of, 37
polar equation of, 586, 588–589
radius of, 36

- standard form of equation of, 36
 - unit, 36, 375–378
 - Circular functions, 377
 - Circular motion, 369–370
 - simple harmonic motion and, 560
 - Circumference, A16
 - Clark, William, 521, 573
 - Clock, Huygens's, 710
 - Clock signal, 568
 - Closed interval, A73
 - Coefficient, A22–A23
 - binomial, 851, 852
 - correlation, 139
 - damping, 562
 - of friction, 622
 - leading, 175, 246, A23
 - of polynomial, 175
 - Coefficient matrix, 736
 - Cofactors, 752
 - Cofunctions, 524
 - names of, 387
 - Coincident lines, 722
 - Column index, 735, 759
 - Column vector, 763
 - Combinations, 869–871
 - defined, 870
 - listing, 870–871
 - of n distinct objects taken r at a time, 870
 - Combinatorics, 861
 - Common difference, 826
 - Common logarithms (log), 300, 313, 315
 - Common ratio, 833
 - Commutative property
 - of dot products, 624, 636
 - of matrix addition, 761–762, 766
 - of vector addition, 610
 - Complementary angles, 524
 - Complementary Angle Theorem, 524
 - Complement of event, 880
 - Complement of set, A2
 - Complement Rule, 880–881
 - Complete graph, 11
 - Completing the square, A29, A48–A49
 - identifying conics without, 687
 - Complex number(s), 619, 629, A54–A62
 - addition, subtraction, and multiplication of, A55–A59
 - argument of, 601, 604
 - conjugates of, 601, A56–A57
 - definition of, A54–A55
 - De Moivre's Theorem and, 604–605
 - equality, addition, subtraction, and multiplication of, A55–A58
 - equality of, A55
 - in exponential form, 602
 - geometric interpretation of, 600
 - imaginary part of, A55
 - magnitude (modulus) of, 601
 - matrices and, 772
 - parts of, A55
 - in polar form
 - converting from rectangular form to, 601–603
 - converting to rectangular form, 601–603
 - products and quotients of, 603–604
 - powers of i , A58–A59
 - product of, 603–604
 - quadratic equations in, A59–A61
 - quotient of, 603–604
 - real part of, A55
 - in standard form, A55, A57–A59
 - power of, A58–A59
 - reciprocal of, A57
 - Complex number system, A55
 - quadratic equations in, A59–A61
 - Complex plane, 600–604
 - defined, 600
 - imaginary axis of, 600
 - plotting points in, 600–601
 - real axis of, 600
 - Complex polynomial function, 246
 - Complex rational expressions, A40–A42
 - Complex roots, 605–606
 - Complex variable, 246
 - Complex zeros of polynomials, 245–248, 249–250
 - Conjugate Pairs Theorem, 247–248
 - defined, 246
 - finding, 249–250
 - polynomial function with zeros given, 248–249
 - Components of vectors, 612, 613
 - in space, 633
 - Composite functions, 259–266
 - calculus application of, 263
 - components of, 263
 - defined, 259
 - domain of, 260–263
 - equal, 262–263
 - evaluating, 260
 - exact values of, using inverse functions, 456–458, 465–466
 - finding, 260–263
 - forming, 259–260
 - Compound interest, 325–331
 - computing, 325–327
 - continuous, 329
 - defined, 325
 - doubling or tripling time for money, 330–331
 - effective rates of return, 328–329
 - formula, 326
 - future value of lump sum of money, 325–328
 - present value of lump sum of money, 329–330
 - Compound probabilities, 878
 - Compressions, 102–104, 105
 - Comps, real estate, 1
 - Concave up/down graph, 145
 - Conditional equation, 479–480
 - Cone
 - axis of, 653
 - generators of, 653
 - right circular, 653
 - vertex of, 653
 - Congruent triangles, A16–A19
 - Conics
 - defined, 695
 - degenerate, 653
 - directrix of, 695
 - eccentricity of, 672, 695
 - ellipse, 653, 663–673
 - with center at (h, k) , 667–669
 - with center at the origin, 663–667
 - with center not at origin, 668–669
 - center of, 663
 - defined, 663, 695
 - eccentricity of, 673, 697
 - foci of, 663
 - graphing of, 665–667
 - length of major axis, 663
 - major axis of, 663, 695
 - minor axis of, 663
 - solving applied problems involving, 669–670
 - vertices of, 663
 - focus of, 695
 - general equation of, 692
 - general form of, 686–687
 - hyperbolas, 652, 653, 673–686
 - asymptotes of, 678–680
 - branches of, 674
 - with center at (h, k) , 680–681
 - with center at the origin, 674–678
 - with center not at the origin, 680–681
 - center of, 674
 - conjugate, 685
 - conjugate axis of, 674
 - defined, 673, 695
 - eccentricity of, 685, 697
 - equilateral, 685
 - foci of, 673–674
 - graphing equation of, 675–676
 - solving applied problems involving, 681–682
 - transverse axis of, 674, 695
 - vertices of, 674
- identifying, 686–687
 - without a rotation of axes, 692
- names of, 653–654
- parabola, 144–151, 653, 654–663
 - axis of symmetry of, 145, 654
 - defined, 654, 695
 - directrix of, 654
 - focus of, 654
 - graphing equation of, 655
 - solving applied problems involving, 659–660
 - with vertex at (h, k) , 657–658
 - with vertex at the origin, 654–657
- vertex of, 145, 654
- paraboloids of revolution, 652, 659
- parametric equations, 701–713
 - applications to mechanics, 709–710
 - for curves defined by rectangular equations, 707–710
- cycloid, 709
- defined, 701

14 Subject Index

- Conics (*Continued*)
describing, 704
graphing using graphing utility, 701–702
rectangular equation for curve defined
parametrically, 702–704
time as parameter in, 704–707
polar equations of, 694–701
analyzing and graphing, 694–698
converting to rectangular equation, 698
focus at pole; eccentricity e , 696–697
rotation of axes to transform equations of, 687–689
analyzing equation using, 690–691
formulas for, 688
- Conjugate(s), A56–A57
of complex number, A56–A58
of conjugate of complex number, A58
of product of two complex numbers, A58
of real number, A58
of sum of two complex numbers, A58
- Conjugate axis, 674
- Conjugate golden ratio, 824
- Conjugate hyperbola, 685
- Conjugate of complex numbers, 601
- Conjugate Pairs Theorem, 247–248
- Connected mode, 90
- Consistent systems of equations, 721, 722, 726
- Constant(s), A6, A22
limit of, 896
- Constant functions, 75–76, 77, 88
- Constant linear functions, 128
- Constant rate job problems, A67–A69
- Constant term of polynomial, 175
- Constraints, 802
- Consumer Price Index (CPI), 334
- Continued fractions, A43
- Continuous compounding, 328
- Continuous function, 90, 240, 905–907
- Continuous graph, 176
- Convergent geometric series, 836–838
- Cooling, Newton's Law of, 338–339
- Coordinates, 2. *See also* Rectangular (Cartesian) coordinates
of ordered triple, 632
of point on number line, A4
- Corner points, 798–799
- Correlation coefficient, 139
- Correspondence between two sets, 47
- Cosecant, 376
continuous, 906, 907
defined, 522
domain of, 393, 394
graph of, 425–427
inverse, 463–465
approximate value of, 464–465
calculator to evaluate, 464–465
definition of, 463
exact value of, 464
periodic properties of, 395
range of, 394
- Cosine(s), 376
continuous, 907
defined, 522
direction, 637–639
domain of, 393, 394, 410
exact value of, 488–489
graphs of, 407–421
amplitude and period, 410–412
equation for, 416
key points for, 412–415
hyperbolic, 295
inverse, 453–454
defined, 453
exact value of, 454
implicit form of, 453
properties of, 457
Law of, 546–553
in applied problems, 548–549
defined, 546
historical feature on, 549
proof of, 546
Pythagorean Theorem as special case of, 546
SAS triangles solved using, 547
SSS triangles solved using, 547–548
properties of, 410
periodic, 395
range of, 394, 410
Sum and Difference Formula for, 487–488
trigonometric equations linear in, 494–496
- Cost(s)
fixed, 33
marginal, 155
variable, 33
- Cotangent, 376
continuous, 906, 907
defined, 522
domain of, 393, 394
graph of, 424–425
inverse, 463–465
approximating the value of, 464–465
calculator to evaluate, 464–465
definition of, 463
exact value of, 464
periodic properties of, 395
range of, 394
- Counting, 861–866
addition principle of, 862–863
combinations, 869–871
defined, 870
listing, 870–871
of n distinct objects taken r at a time, 870
formula, 862
multiplication principle of, 863–864
number of possible meals, 863–864
permutations, 866–869
computing, 869
defined, 867
distinct objects without repetition, 867–869
distinct objects with repetition, 867
involving n nondistinct objects, 872
- Counting numbers (natural numbers), 845*n*, 847, A3
- Cramer, Gabriel, 719
- Cramer's Rule, 719, 748
inconsistent or dependent systems, 755
for three equations containing three variables, 753–755
for two equations containing two variables, 749–751
- Cross (vector) product, 619, 641–647
defined, 641
determinants to find, 642
to find the area of a parallelogram, 644–645
to find vector orthogonal to two given vectors, 644
properties of, 642–644
algebraic, 643
geometric, 643–644
of two vectors in space, 641–642
- Cube(s)
of binomials (perfect cubes), A25
difference of two, A25, A28
sum of two, A25
- Cube function, 52, 89
- Cube root, 86–87, 89, A83
complex, 605, 606
- Cubic function of best fit, 194–195
- Cubic models from data, 194–195
- Curve(s). *See also* Plane curve(s)
bounding, 563
defined parametrically, 702–707
graphing utility to graph parametrically-defined, B12
of quickest descent, 709–710
sawtooth, 567
- Curve fitting, 729–730
sinusoidal, 433–437
hours of daylight, 436–437
sine function of best fit, 437
temperature data, 433–435
- Curvilinear motion, 704
- Cycle of sinusoidal graph, 408, 412
- Cycloid, 709
- Damped motion, 562–564
- Damping factor (damping coefficient), 562
- Data
arrangement in matrix, 760
cubic models from, 194–195
exponential model from, 346–347
linear models from, 135–142
quadratic models from, 160–161
sinusoidal model from, 433–437
- Day length, 174, 361
- Decay, Law of, 337–338. *See also* Exponential growth and decay
- Decimals, A3
approximate, A3

- converting between degrees, minutes, seconds and, 364
- repeating, 837–838, A3
- Declination of the Sun, 461
- Decomposition, 626–628
- Decreasing functions, 75–76, 77, 79
- Decreasing linear functions, 128
- Deflection, force of, 575
- Degenerate conics, 653
- Degree of monomial, A22
- Degree of polynomial, 175–180, A23, A27
 - odd, 238–239, 247
- Degree of power function, 176
- Degrees, 363–368
 - converting between decimals and, 364–365
 - converting between radians and, 366–368
 - historical note on, 363
- Demand equation, 157
- De Moivre, Abraham, 604
- De Moivre's Theorem, 604–605
- Denominator, A36
 - rationalizing the, A85–A86
- Dependent systems of equations, 722
 - containing three variables, 728–730
 - containing two variables, 725–726
 - Cramer's Rule with, 755
 - matrices to solve, 741–742
- Dependent variable, 52
- Depreciation, 258
- Depressed equation, 236
- Depression, angle of, 526–527
- Derivative, 911–912
- Descartes, René, 1, 46
- Descartes' Rule of Signs, 234–235
- Determinants, 641–642, 719, 748–759
 - cofactors, 752
 - Cramer's Rule to solve a system of three equations containing three variables, 753–755
 - Cramer's Rule to solve a system of two equations containing two variables, 749–751
 - expanding across a row or column, 752–753
 - minors of, 752
 - properties of, 755–756
 - 3 by 3, 751–753
 - 2 by 2, 748–749, 755
- Diagonal entries, 767
- Diastolic pressure, 420
- Difference(s). *See also* Subtraction
 - common, 826
 - of complex numbers, A55
 - first, 429
 - limits of, 897
 - of logarithms, 311–312
 - of two cubes, A25, A28
 - of two functions, 57
 - of two matrices, 760–762
 - of two squares, A24, A28
 - of vectors, 610
- Difference function, 57
- Difference quotient, 54–55, 295
 - definition, 54
- Diophantus, 840
- Directed line segment, 609
- Direction angle, 616
- Direction angles of vector, 637–639
- Direction (bearing), 529
- Direction cosines, 637–639
- Direction of vectors, 609, 615–617
- Directrix, 695
 - of parabola, 654
- Dirichlet, Lejeune, 46
- Discontinuity, 90
- Discontinuous function, 905
- Discriminant, A50, A60
 - negative, A59
- Disjoint sets, A2–A3
- Distance
 - mean, 672, 717
 - range of airplane, A71
- Distance formula, 2–5
 - proof of, 3–4
 - in space, 632–633
 - using, 3–5
- Distributive Property
 - of dot products, 624, 636
 - of matrix multiplication, 766
 - of real numbers, A3–A4
- Divergent geometric series, 836–838
- Dividend, 231, 232, A25
- Division. *See also* Quotient(s)
 - of complex numbers, A57
 - of complex numbers in standard form, A57
 - of polynomials, 231–232, A25–A27
 - synthetic, A31–A35
 - of rational expressions, A36–A37
 - of two integers, A25
- Division algorithm for polynomials, 231–232
- Divisor, 231, 232, A25
- Domain, 47, 49, 55–59
 - of absolute value function, 89
 - of composite function, 260–263
 - of constant function, 88
 - of cosecant function, 393, 394
 - of cosine function, 393, 394, 410
 - of cotangent function, 393, 394
 - of cube function, 89
 - of cube root function, 89
 - defined by an equation, 55–57
 - of difference function, 57
 - of greatest integer function, 90
 - horizontal shifts and, 101
 - of identity function, 88
 - of inverse function, 271
 - of logarithmic function, 297–298
 - of logistic models, 340
 - of one-to-one function, 267–268
 - of product function, 57
 - of quotient function, 58
 - of rational function, 198–201
 - of reciprocal function, 89
- of secant function, 393, 394
- of sine function, 393, 394, 408
- of square function, 88
- of square root function, 89
- of sum function, 57
- of tangent function, 393, 394, 423
- of the trigonometric functions, 393–394
 - unspecified, 59
 - of variable, A7
- Domain-restricted function, 274
- Doppler, Christian, 222
- Doppler effect, 222
- Dot mode, 90
- Dot product, 619, 624–631
 - angle between vectors using, 625
 - to compute work, 628–629
 - defined, 624
 - finding, 624–625
 - historical feature on, 629
 - orthogonal vectors and, 626–628
 - properties of, 624, 636
 - of two vectors, 624–625
 - in space, 635–636
- Double-angle Formulas, 500–504
 - to establish identities, 501–504
 - to find exact values, 501
- Double root (root of multiplicity 2), A47
- Drag, 575
- Droste effect, 825
- Dry adiabatic lapse rate, 832
- e , 286–288, 294
 - defined, 286
- Earthquakes
 - magnitude of, 308
- Eccentricity, 672, 695
 - of ellipse, 673, 697
 - of hyperbola, 685, 697
- Eddin, Nasir, 549
- Education
 - grade computation, A82
 - IQ tests, A82
- Effective rates of return, 328–329
- Egyptians, ancient, 840
- Elements* (Euclid), 549, 840
- Elements of sets, 861–863, A1
- Elevation, angle of, 526–527
- Elimination, Gauss-Jordan, 741
- Elimination method, 719, 723–725, 726
 - systems of nonlinear equations solved using, 786–789
- Ellipse, 653, 663–673
 - with center at (h, k) , 667–669
 - with center at the origin, 663–667
 - major axis along x -axis, 664–665
 - major axis along y -axis, 666
 - with center not at origin, 668–669
 - center of, 663
 - defined, 663, 695
 - eccentricity of, 673, 697
 - foci of, 663
 - graphing of, 665–667
 - intercepts of, 665

- Ellipse, (*Continued*)
 major axis of, 663, 695
 length of, 663
 minor axis of, 663
 solving applied problems involving, 669–670
 vertices of, 663
- Ellipsis, A3
- Elliptical orbits, 652
- Elongation angle, 544
- Empty (null) sets, 861, A1
- End behavior, 177, 184–186, 201, 202
 of rational function, 201
- Endpoints of interval, A73
- Entries of matrix, 735, 759
 diagonal, 767
- Equality
 of complex numbers, A55
 of sets, 861, A2
 of vectors, 610, 613
 in space, 634
- Equally likely outcomes, 878–879
- Equal roots, Descartes' method of, 792
- Equation(s)
 conditional, 479–480
 demand, 157
 depressed, 236
 domain of a function defined by, 55–57
 equivalent, A44–A45, B3
 even and odd functions identified
 from, 74–75
 exponential, 288–290, 302, 320–322
 quadratic in form, 321
 as function, 51
 graphing utility to graph, B3–B5
 intercepts from, 12–13
 inverse function defined by, 272–274
 involving absolute value, A46–A47
 linear. *See* Linear equation(s)
 polar. *See* Polar equations
 satisfying the, 10, A44
 second-degree, A47
 sides of, 10, A44
 solution set of, A44
 solving, A44–A54
 by factoring, A46, A47–A48
 with graphing calculator, B6–B8
 involving absolute value, A46–A47
 systems of. *See* Systems of equations
 in two variables, graphs of, 9–20
 intercepts from, 12
 by plotting points, 10–11
 symmetry test using, 13–15
 $x = y^2$, 16
 $y = \frac{1}{x}$, 17
- Equilateral hyperbola, 685
- Equilateral triangle, 8
- Equilibrium, static, 618–619
- Equilibrium point, 130
- Equilibrium price, 130–131
- Equilibrium quantity, 130–131
- Equilibrium (rest) position, 560
- Equivalent equations, A44–A45, B3
- Equivalent inequalities, A74, A76
- Equivalent systems of equations, 724
- Error triangle, 8
- Euclid, 549, 840, 854
- Euler, Leonhard, 46, 287, 295, 602, 882
- Euler's formula, 602
- Euler's Identity, 608
- Even functions
 determining from graph, 73–74
 identifying from equation, 74–75
- Evenness ratio, 306
- Even-Odd identity, 480
- Even-Odd Properties, 402–403
- Events, 877
 complement of, 880–881
 mutually exclusive, 880
 probabilities of union of two, 879–880
- Expected value, 860, 888
- Explicit form of function, 54
- Exponent(s), A8–A9
 Laws of, 280, 288–289, A8–A9
 logarithms related to, 296
- Exponential equations, 288–290
 defined, 288
 solving, 288–289, 302, 320–321
 equations quadratic in form, 321
 using graphing utility, 321–322
- Exponential expressions, changing
 between logarithmic expressions
 and, 296–297
- Exponential functions, 279–295, 907
 continuous, 907
 defined, 280
 e , 286–288, 294
 evaluating, 279–283
 fitting to data, 346–347
 graph of, 283–286
 using transformations, 286, 287–288
 identifying, 281–283
 power function vs., 281
 properties of, 284, 286, 290
 ratio of consecutive outputs of,
 281–283
- Exponential growth and decay, 280–283,
 335–337
 law of decay, 337–338
 logistic models, 340–342
 defined, 340
 domain and range of, 340
 graph of, 340
 properties of, 340
 uninhibited growth, 335–337
- Exponential law, 335
- Extended Principle of Mathematical
 Induction, 848
- Extraneous solutions, A86
- Extreme values of functions, 78–79
- Extreme Value Theorem, 78–79
- Factored completely, A27
- Factorial symbol, 818–819
- Factoring
 defined, A27
 equations solved by, A46, A47–A48
- of expression containing rational
 exponents, A88
 over the integers, A27
 polynomials, A27–A28
 by grouping, A28
 quadratic equations, A47–A48
- Factors, A27
 linear, 778–781
 nonrepeated, 778–779
 repeated, 779–781
 quadratic, 238, 778, 781–783
 synthetic division to verify, A34
- Factor Theorem, 231–234
- Family
 of lines, 34
 of parabolas, 110
- Feasible point, 802
- Fermat, Pierre de, 1, 295, 881
- Ferrari, Lodovico, 242
- Ferris, George W., 41, 477
- Fertility rate, 815
- Fibonacci, 840
- Fibonacci numbers, 820
- Fibonacci sequences, 820, 824
- Financial models, 325–334
 compound interest, 325–331
 doubling time for investment, 330–331
 effective rates of return, 328–329
 future value of a lump sum of money,
 325–328
 present value of a lump sum of money,
 326, 329–330
 tripling time for investment, 331
- Finck, Thomas, 386
- Finite sets, 861
- First differences, 429
- Fixed costs, 33
- Focus/foci, 695
 of ellipse, 663
 of hyperbola, 673–674
 of parabola, 654
- FOIL method, A24
- Foot-pounds, 628
- Force(s), 560
 aerodynamic, 575, 651
 of deflection, 575
 resultant, 617
- Force diagram, 618
- Force vector, 616
- Formulas, geometry, A15–A16
- Fractions
 continued, A43
 partial, 777
- Frequency, 420
 in simple harmonic motion, 561
- Friction, coefficient of, 622
- Frobenius, Georg, 772
- Function(s), 46–123. *See also* Composite
 functions; Exponential functions;
 Inverse functions; Linear
 functions; Polynomial functions;
 Trigonometric functions
 absolute value, 87–88, 89–90
 area under graph of, 918–921

- argument of, 52
- average rate of change of, 79–80
 - finding, 79–80
 - secant line and, 81
- building and analyzing, 111–116
- on calculators, 53
- circular, 377
- constant, 75–76, 77, 88
- continuous, 90, 240, 905–907
- cube, 52, 89
- cube root, 86–87, 89
- decreasing, 75–76, 77, 79
- defined, 49
- derivative of, 911–912
- difference of two, 57
- difference quotient of, 54–55
- discontinuous, 90, 905
- domain of, 47, 49, 55–59
 - unspecified, 59
- domain-restricted, 274
- equation as, 51
- even and odd
 - determining from graph, 73–74
 - identifying from equation, 74–75
- explicit form of, 54
- graph of, 63–72, 98–111
 - combining procedures, 101–102
 - determining odd and even functions from, 73–74
 - determining properties from, 75–76
 - identifying, 64
 - information from or about, 64–67
 - using compressions and stretches, 102–104, 105
 - using reflections about the x -axis or y -axis, 104–105
 - using vertical and horizontal shifts, 98–102, 105
- greatest integer, 90
- identically equal, 479
- identity, 88
- implicit form of, 54
- important facts about, 54
- increasing, 75–76, 77, 79
- input and output of, 51
- library of, 86–90
- local maxima and local minima of, 76–77
- with no limit at 0, 894
- nonlinear, 125
- objective, 802
- one-to-one, 267–269
 - as ordered pairs, 50
- periodic, 395–396
- piecewise-defined, 91–93, 906–907
- power, 176–179
 - graph of, 177–179
 - of odd degree, 178–179
 - properties of, 178–179
- product of two, 57
- quotient of two, 58
- range of, 47, 49
- reciprocal, 89, 425–426
- relation as, 49–51
- square, 88
- square root, 86, 89
- step, 90
- sum of two, 57
 - graph of, 564–565
 - value (image) of, 49, 51–53
 - zeros of, bisection method for approximating, 244
- Function keys, A10
- Function notation, 51, 59
- Fundamental identities of trigonometric functions, 397–399
 - quotient, 397
 - reciprocal, 397
- Fundamental period, 395
- Fundamental Theorem of Algebra, 246–247
 - Conjugate Pairs Theorem and, 247–248
 - proof of, 246
- Future value, 325–328
- Galois, Evariste, 242
- Gauss, Karl Friedrich, 246, 607, 719
- Gauss-Jordan method, 741
- General addition principle of counting, 863
- General equation of a conic, 692
- General form
 - of conics, 686–687
 - of equation of circle, 38–39
 - linear equation in, 27–28
- General term, 817
- Generators of cone, 653
- Geometric mean, A82
- Geometric sequences, 833–836
 - common ratio of, 833
 - defined, 833
 - determining, 833–834
 - formula for, 834–835
 - n th term of, 834
 - sum of, 835–836
- Geometric series, 836–840
 - infinite, 836–837
- Geometric vectors, 609–610
- Geometry essentials, A14–A22
 - congruent and similar triangles, A16–A19
 - formulas, A15–A16
 - Pythagorean Theorem and its converse, A14–A15
- Geometry problems, algebra to solve, 5
- Gibbs, Josiah, 619
- Golden ratio, 824
 - conjugate, 824
- Grade (incline), 35
- Graph(s)/graphing
 - area under, 918–921
 - bounded, 798
 - bounding curves, 563
 - of circles, 37, 595
 - complete, 11
 - concave up/down, 145
 - of cosecant function, 425–427
 - using transformations, 427
 - of cotangent function, 424–425
 - of ellipse, 665–667
 - of equations in two variables, 9–20
 - intercepts from, 12
 - by plotting points, 10–11
 - symmetry test using, 13–15
 - $x = y^2$, 16
 - $y = \frac{1}{x}$, 17
 - $y = x^3$, 16
 - of exponential functions, 283–286
 - using transformations, 286, 287–288
 - of function, 63–72, 98–111
 - combining procedures, 101–102
 - determining odd and even functions from, 73–74
 - determining properties from, 75–76
 - identifying, 64
 - information from or about, 64–67
 - in library of functions, 86–90
 - using compressions and stretches, 102–104, 105
 - using reflections about the x -axis or y -axis, 104–105
 - using vertical and horizontal shifts, 98–102, 105
 - of $H(x) =$, 199
 - of inequalities, 794–799, A5
 - linear inequalities, 795–796, 803
 - steps for, 795
 - of inverse functions, 270
 - of linear functions, 125
 - of lines
 - given a point and the slope, 23
 - using intercepts, 27–28
 - to locate absolute maximum and absolute minimum of function, 77–79
 - of logarithmic functions, 298–301
 - base not 10 or e , 315
 - inverse, 299–301
 - of logistic models, 340–342
 - of parabola, 655
 - of parametric equations, 701–702, B11–B12
 - of polar equations, 585–600
 - cardioid, 590–591, 596
 - circles, 595
 - of conics, 696–698
 - by converting to rectangular coordinates, 586–589
 - defined, 586
 - lemniscate, 594, 596
 - limaçon with inner loop, 592–593, 596
 - limaçon without inner loop, 591–592, 596
 - by plotting points, 590–597
 - polar grids for, 586
 - rose, 593–594, 596
 - sketching, 596–597
 - spiral, 594–595
 - using graphing utility, 587, B11
 - of polynomial functions, 176–186, 190–193
 - end behavior of, 184–186, 201, 202

- Graph(s)/graphing (*Continued*)
 smooth and continuous, 176
 steps for, 190–191
 turning points of, 183–184
 using a graphing utility, 192–193
 using bounds on zeros, 240
 using transformations, 179–180
 using x -intercepts, 181–182
 of polynomial inequalities, 224–225
 of quadratic functions
 properties of, 147–149
 steps for, 152
 using its vertex, axis, and intercepts,
 146–151
 using transformations, 144–146
 of rational functions, 209–219
 constructing rational function from,
 218–219
 end behavior of, 201
 using transformations, 200
 of rational inequalities, 226
 of secant function, 425–427
 using transformations, 427
 of sequences, 816
 of sine and cosine functions, 407–421,
 433, 565
 amplitude and period, 410–412
 equation for, 416
 key points for, 412–415
 to solve systems of equations, 722
 of systems of nonlinear inequalities,
 797–798
 of vectors, 611–612
 Graphing calculator(s), A10
 composite functions on, 260
 square screens, 31
 Graphing utility(ies), B1–B12
 circles using, 39
 connected mode, 90
 coordinates of point shown on, B2
 derivative of function using, 911–912
 dot mode, 90
 equations with, B3–B5
 eVALUEate feature, 232, B5
 to find sum of arithmetic sequence, 828
 to fit exponential function to data,
 346–347
 to fit logarithmic function to data, 348
 to fit logistic function to data, 349
 functions on, 79
 geometric sequences using, 835, 836
 identity established with, 481
 inequalities using, B9
 INTERSECT feature, B7
 to investigate limit, 894
 line of best fit from, 138–139
 to locate intercepts and check for
 symmetry, B5–B6
 logarithmic and exponential equations
 solved using, 321–322
 logBASE function, 314
 matrix operations on, 761
 MAXIMUM and MINIMUM
 features, 79
 parametric equations using, B11–B12
 PARAmetric mode, 706
 polar equations using, 587, B11
 polynomial functions using, 192–193
 reduced row echelon form on, 744
 REGression options, 346
 row echelon form on, 744
 sine function of best fit on, 437
 to solve equations, B6–B8
 linear equations, B9–B10
 square screens, B8–B9
 TABLE feature, 241, 817
 tables on, B4
 TRACE feature, 817
 trigonometric equations solved
 using, 474
 turning points in, 183*n*
 viewing rectangle, B1–B3
 setting, B1
 ZERO (or ROOT) feature, B5–B7
 Grassmann, Hermann, 619, 629
 Greatest integer function, 90
 Greek letters, to denote angles, 362
 Grouping, factoring by, A28
 Growth, uninhibited, 335–337
 Growth factor, 280
 Hale-Bopp comet, orbit of, 652, 717–718
 Half-angle Formulas, 504–506
 to find exact values, 504–506
 for tangent, 506
 Half-life, 337
 Half-line (ray), 362
 Half-open/half-closed intervals, A73
 Half-planes, 795
 Hamilton, William Rowan, 619
 Heron of Alexandria, 554, 555, 840
 Heron's Formula, 554–555
 historical feature on, 555
 proof of, 555
 Horizontal asymptote, 201
 Horizontal component of vector, 613
 Horizontal compression or stretches, 103
 Horizontal lines, 24–25, 587, 595
 Horizontal-line test, 268–269
 Horizontal shifts, 98–102, 105
 Huygens, Christiaan, 710, 881
 Huygens's clock, 710
 Hyperbolas, 652, 653, 673–686
 asymptotes of, 678–680
 branches of, 674
 with center at (h, k) , 680–681
 with center at the origin, 674–678
 transverse axis along x -axis, 675,
 679–680
 transverse axis along y -axis,
 676–677, 679
 with center not at the origin, 680–681
 center of, 674
 conjugate, 685
 conjugate axis of, 674
 defined, 673, 695
 eccentricity of, 685, 697
 equilateral, 685
 foci of, 673–674
 graphing equation of, 675–676
 solving applied problems involving,
 681–682
 transverse axis of, 674, 695
 vertices of, 674
 Hyperbolic cosine function, 295
 Hyperbolic sine function, 295
 Hyperboloid, 684
 Hypocycloid, 713
 Hypotenuse, 522, A14
 i , A54–A55
 powers of, A58–A59
 Identically equal functions, 479
 Identity(ies), A44
 definition of, 479
 Euler's, 608
 polarization, 631
 Pythagorean, 399, 480
 trigonometric, 479–487
 basic, 480
 establishing, 481–484, 489–493,
 501–504
 Even-Odd, 480
 Pythagorean, 480
 Quotient, 480
 Reciprocal, 397, 480
 trigonometric equations solved
 using, 473–474
 Identity function, 88
 Identity matrix, 767
 Identity Properties, 767
 Image (value) of function, 49
 Imaginary axis of complex plane, 600
 Imaginary part of complex number, A55
 Imaginary unit. *See i*
 Implicit form of function, 54
 Improper rational expression, 777
 identifying, 777–778
 Improper rational function, 203
 Incidence, angle of, 478
 Inclination, 391
 Inconsistent systems of equations, 721,
 722, 726
 containing three variables, 728
 containing two variables, 725
 Cramer's Rule with, 755
 matrices to find, 742–743
 Increasing functions, 75–76, 77, 79
 Increasing linear functions, 128
 Independent systems of equations, 722
 Independent variable, 52
 in calculus, 407
 Index/indices
 of radical, A83
 of refraction, 478
 row and column, 735, 759
 of sum, 820
 Induction, mathematical, 845–849
 Extended Principle of, 848
 principle of, 845, 848
 proving statements using, 845–847
 Inequality(ies), A72–A82

- combined, A77–A78
 equivalent, A74, A76
 graphing, 794–799
 linear inequalities, 795–796
 steps for, 795
 graphing utility to graph, B9
 interval notation for, A72–A74
 involving absolute value, A78–A79
 involving quadratic functions, 165–168
 nonstrict, A5
 in one variable, A76
 polynomial, 224–225
 algebraically and graphically solving, 224–225, 228
 role of multiplicity in solving, 225
 steps for solving, 225
 properties of, A74–A76
 rational, 226–228
 role of multiplicity in solving, 227
 steps for solving, 227
 satisfying, 794
 sides of, A5
 solutions of, A76
 solving, A76–A77
 strict, A5
 symbols for, A4
 systems of, 794–801
 graphing, 794–799
 in two variables, 794
- Inequality symbols, A4
- Inertia
 moment of, 514
 product of, 509
- Infinite geometric series, 836–837
- Infinite limit, 185
- Infinite sets, 861
- Infinity, 177
 limits at, 185
- Inflation, 333
- Inflection point, 70, 340
- Initial point of directed line segment, 609
- Initial side of angle, 362
- Initial value of exponential function, 280
- Input to relation, 47, 51
- Inscribed circle, 558
- Instantaneous rate of change, 912–913
- Integers, A3
 dividing, A25
 factoring over the, A27
- Integrals, 921–922
 area under graph, 918–921
 graphing utility to approximate, 921–922
- Intercept(s)
 of circle, 37
 of ellipse, 665
 from an equation, 12–13
 from a graph, 12
 graphing an equation in general form using, 27–28
 graphing utility to find, B5–B6
 from graph of linear equation, 16
 graph of lines using, 27–28
 of quadratic function, 147–149
- Interest
 compound, 325–331
 computing, 325–327
 continuous, 329
 defined, 325
 doubling or tripling time for money, 330–331
 effective rates of return, 328–329
 formula, 326
 future value of lump sum of money, 325–328
 present value of lump sum of money, 329–330
 problems involving, A63–A64
 rate of, 325, A63
 effective, 328–329
 simple, 325, A63–A64
- Intermediate Value Theorem, 240–241
- Intersection of sets, A2
- Interval notation, A72–A74
- Intervals
 writing, using inequality notation, A74
- Invariance, 694
- Inverse
 of matrix, 767–771
 finding, 767–770
 multiplying matrix by, 768–769
 solving system of linear equations using, 771
- Inverse functions, 269–274, 450–468.
See also Logarithmic functions
 composite functions' values using, 456–458, 465–466
 cosine, 453–454
 defined, 453
 exact value of, 454
 implicit form of, 453
 properties of, 457
 defined, 269
 domain of, 271
 of domain-restricted function, 274
 finding, 458–459
 defined by an equation, 272–274
 graph of, 270
 range of, 271
 secant, cosecant, and cotangent, 463–465
 approximating the value of, 464–465
 calculator to evaluate, 464–465
 definition of, 463
 sine, 450–453
 approximate value of, 452–453
 defined, 450–451
 exact value of, 451–452
 exact value of expressions involving, 493
 implicit form of, 451
 properties of, 456
 solving equations involving, 459
- Sum and Difference Formulas
 involving, 493–494
- tangent, 454–456
 defined, 454–455
 exact value of, 456
- implicit form of, 455
 properties of, 458
 verifying, 271–272
 written algebraically, 466
- Inverse trigonometric equations, 459
- Irrational numbers, A3, A54
 decimal representation of, A3
- Irreducible quadratic factor, 238, 781–783
- Isoceles triangle, 8
- Jiba*, 386
- Jiva*, 386
- Jordan, Camille, 719
- Joules (newton-meters), 628
- Khayyám, Omar, 854
- Kirchhoff's Rules, 733, 747
- Koch's snowflake, 843
- Kôwa, Takakazu Seki, 719
- Latitude, 174
- Latus rectum, 655, 656
- Law of Cosines, 546–553
 in applied problems, 548–549
 defined, 546
 historical feature on, 549
 proof of, 546
 Pythagorean Theorem as special case of, 546
 SAS triangles solved using, 547
 SSS triangles solved using, 547–548
- Law of Decay, 337–338. *See also* Exponential growth and decay
- Law of Sines, 535–545
 in applied problems, 374–376
 defined, 536
 historical feature on, 549
 proof of, 541
 SAA or ASA triangles solved using, 536–537
 SSA triangles solved using, 537–539
- Law of Tangents, 545, 549
- Laws of Exponents, 280, 288–289, A8–A9
- Leading coefficient, 175, 246, A23
- Leading term of polynomial, 175
- Least common multiple (LCM) to add rational expressions, A39–A40
- Left endpoint of interval, A73
- Left-hand limit, 903, 904
- Left stochastic transition matrix, 775
- Legs of triangle, 522, A14
- Leibniz, Gottfried Wilhelm, 46, 719
- Lemniscate, 19, 594, 596
- Length of arc of a circle, 365–366
- Lensmaker's equation, A43
- Lewis, Meriwether, 521, 573
- Lift, 575, 651
- Light detector, 527
- Light projector, 527
- Like radicals, A84
- Like terms, A23
- Limaçon, 19
 with inner loop, 592–593, 596
 without inner loop, 591–592, 596

- Limits, 185, 199, 891–909
 algebra techniques for finding, 896–902
 of average rate of change, 901
 of constant, 896
 of difference, 897
 of identity function, 896
 infinite, 185
 at infinity, 185
 investigating, 891–895
 by graphing, 893–894
 using a table, 891–894
 of monomial, 898
 one-sided, 903–904
 of polynomial, 898–899, 905
 of power or root, 899
 of product, 897–898
 of quotient, 900–901, 905
 of sum, 897
- Line(s), 20–35
 of best fit, 138–139
 coincident, 722
 equations of
 secant, 79–80
 family of, 34
 graphing
 given a point and the slope, 23
 using intercepts, 27–28
 horizontal, 24–25, 587, 595
 normal, 784
 perpendicular, 29–31
 point-slope form of, 24–25
 polar equation of, 587–588, 595
 slope of, 20–23, 26
 containing two points, 21
 tangent, 41
 vertical, 20–21, 587, 595
 y-intercept of, 26
- Linear algebra, 759
- Linear equation(s). *See also* Line(s);
 Systems of linear equations
 defined, 28, 721
 in general form, 27–28
 given two points, 27
 for horizontal line, 24–25
 in one variable, A44
 for parallel line, 28–29
 for perpendicular line, 29–31
 in slope-intercept form, 25–26
 for vertical line, 24
- Linear factors, 778–781
 nonrepeated, 778–779
 repeated, 779–781
- Linear functions, 125–135
 average rate of change of, 125–128
 building from data, 135–142
 defined, 51, 125
 graphing utility to find the line of best fit, 138–139
 graph of, 125
 identifying, 281–283
 increasing, decreasing, or constant, 128
 nonlinear relations vs., 136–138
 scatter plots, 135–136
- Linear models
 from data, 135–142
 from verbal descriptions, 129–131
- Linear programming problems, 719, 801–806
 maximum, 805–806
 minimum, 804–805
 setting up, 802
 solution to, 803–804
 location of, 804
 solving, 802–806
 in two variables, 802
- Linear speed, 369–370
- Linear trigonometric equation, 471
- Line segment, 609
 midpoint of, 5–6
- Local maxima and local minima of functions, 76–77
- Logarithmic equations, 318–324
 defined, 301
 solving, 302–303, 318–320
- Logarithmic functions, 296–309
 changing between logarithmic expressions and exponential expressions, 296–297
 continuous, 907
 defined, 296
 domain of, 297–298
 evaluating, 297
 fitting to data, 348
 graph of, 298–301
 base not 10 or e , 315
 properties of, 298, 304
 range of, 297
- Logarithmic spiral, 595
- Logarithms, 309–317
 on calculators, 313, 314
 common (log), 300, 313, 315
 evaluating, with bases other than 10 or e , 313–315
 historical feature on, 315
 logarithmic expression as single, 312–313
 logarithmic expression as sum or difference of, 311–312
 natural (ln), 299, 313, 315
 properties of, 309–315
 establishing, 309–310
 proofs of, 310–311
 summary of, 315
 using, with even exponents, 320
 relating to exponents, 296
- Logistic functions, from data, 348–349
- Logistic models, 340–342
 defined, 328
 domain and range of, 340
 graph of, 327
 properties of, 340
- Lotteries, 860
- Loudness, 307
- Lowest terms
 rational expressions in, A35–A36
 rational function in, 199, 201
- Magnitude
 of earthquake, 308
 vector in terms of direction cosines and, 638–639
 of vectors, 609, 612, 614–615, 616–617
 in space, 634
- Magnitude (modulus), 601
- Major axis, 695
- Malthus, Thomas Robert, 890, 927
- Mandelbrot sets, 608
- Mapping, 47–48, 49–50
- Marginal cost, 155
- Marginal propensity to consume, 843
- Markov chains, 814
- Mathematical induction, 845–849
 Extended Principle of, 848
 principle of, 845, 848
 proving statements using, 845–847
- Mathematical modeling, A62. *See also* Model(s)
- Matrix/matrices, 719, 734–748, 759–776
 adjacency, 775
 arranging data in, 760
 augmented, 735–744
 row operations on, 736–737
 system of equations written from, 736
 coefficient, 736
 complex numbers and, 772
 defined, 735, 759
 entries of, 735, 759, 767
 equal, 760
 examples of, 760
 graphing utilities for, 761
 historical feature on, 772
 identity, 767
 inverse of, 767–771
 finding, 767–770
 multiplying matrix by, 768–769
 solving system of linear equations using, 771
 left stochastic transition, 775
 m by n , 760
 nonsingular, 768, 769
 product of two, 763–767, 772
 in reduced row echelon form, 740–744
 row and column indices of, 735, 759
 in row echelon form, 737–744
 row operations on, 736–737
 scalar multiples of, 762–763
 singular, 768
 to solve system of linear equations, 737–744
 square, 760
 sum and difference of two, 760–762
 transition, 814
 zero, 762
- Maxima of functions
 absolute, 77–79
 local, 76–77
- Maximum value of a quadratic function, 150–151

- Mean, 888
 arithmetic, A82
 geometric, A82
 Mean distance, 672, 717
 Mechanics, parametric equations applied to, 709–710
 Medians of triangle, 8
 Mega Millions, 860
Metrica (Heron), 555
 Metric triangle, 551
 Midpoint formula, 5–6
 Mind, mapping of, 449
 Mindomo (software), 520
 Minima of functions
 absolute, 77–79
 local, 76–77
 Minimum value of a quadratic function, 150–151
 Minors, 752
 Minutes, 364
 Mixture problems, A65
 Model(s), A62
 linear
 from data, 135–142
 from verbal descriptions, 129–131
 sinusoidal, 433–437
 best-fit, 437
 daylight hours, 436–437
 temperature data, 433–435
 Modulus (magnitude), 601
 Mollweide, Karl, 545
 Mollweide's Formula, 545
 Moment of inertia, 514
 Monomial(s), A22–A23
 common factors, A28
 degree of, A22
 examples of, A22
 limit of, 898
 recognizing, A22–A23
Monter, 35
 Motion
 circular, 369–370, 560
 curvilinear, 704
 damped, 562–564
 Newton's second law of, 611
 projectile, 704–706
 simple harmonic, 559–562
 uniform, A66–A67
 Multiplication. *See also* Product(s)
 of complex numbers, A56–A57
 of rational expressions, A36–A37
 scalar, 762–763
 of vectors, by numbers geometrically, 611
 Multiplication principle of counting, 863–864
 Multiplication properties
 for inequalities, A75
 Multiplicity
 role in solving polynomial inequalities, 225
 role in solving rational inequalities, 227
 vertical asymptotes and, 202–203
 Multiplier, 843
 Mutually exclusive events, 880
 Napier, John, 315
 Nappes, 653
 Natural logarithms (ln), 299, 313, 315
 Natural numbers (counting numbers), $845n$, 847, A3
 Nautical miles, 373
 Negative angle, 362
 Negative numbers
 real, A4
 square root of, A9, A59–A60
 Newton-meters (joules), 628
 Newton's Law of Cooling, 338–339, 343
 Newton's Law of Heating, 343
 Newton's Law of Universal Gravitation, 230
 Newton's Method, 208
 Newton's Second Law of Motion, 560, 611
 Niccolo of Brescia (Tartaglia), 242, 607
 Nonlinear equations, systems of, 785–793
 elimination method for solving, 786–789
 historical feature on, 790
 substitution method for solving, 785–786
 Nonlinear functions, 125
 Nonlinear inequalities, systems of, 797–798
 Nonlinear relations, 136–138
 Nonnegative property of inequalities, A74
 Nonsingular matrix, 768, 769
 Nonstrict inequalities, A5
 Normal line, 784
 n th roots, A83–A84
 complex, 605
 rationalizing the denominator, A85–A86
 simplifying, A83
 simplifying radicals, A84
 Null (empty) sets, 861, A1
 Numbers
 Fibonacci, 820
 irrational, A3
 natural (counting), $845n$, 847, A3
 rational, A3
 triangular, 825
 Numerator, A36
 rationalizing, A85–A86
 Objective function, 802
 Oblique asymptote, 201, 203–205, 212
 Oblique triangle, 535–536
 Odd functions
 determining from graph, 73–74
 identifying from equation, 74–75
 One-sided limits, 903–904
 One-to-one functions, 267–269
 defined, 267
 horizontal-line test for, 268–269
 Open interval, A73
 Optical (scanning) angle, 509
 Optimization, quadratic functions and, 156
 Orbits
 elliptical, 652
 planetary, 672
 Ordered pair(s), 2
 function as, 50
 as relations, 47
 Ordinary annuity, 839
 Ordinary (statute) miles, 373
 Ordinate (y -coordinate), 2
 Orientation, 701–702
 Origin, 2, 632
 distance from point to, 111–112
 of real number line, A4
 symmetry with respect to, 14, 589
 Orthogonal vectors, 626–628
 Outcome of probability, 876
 equally likely, 878–879
 Output of relation, 47, 51
 Parabola, 144–151, 653, 654–663
 axis of symmetry of, 145, 654
 defined, 654, 695
 directrix of, 654
 family of, 110
 focus of, 654
 graphing equation of, 655
 solving applied problems involving, 659–660
 with vertex at (h, k) , 657–658
 with vertex at the origin, 654–657
 finding equation of, 656–657
 focus at $(a, 0)$, $a > 0$, 655–656
 vertex of, 145, 654
 Paraboloids of revolution, 652, 659
 Parallax, 531–532
 Parallel lines, 28–29
 Parallelogram, area of, 644–645
 Parallel vectors, 626
 Parameter, 701
 time as, 704–707
 Parametric equations, 701–713
 for curves defined by rectangular equations, 707–710
 applications to mechanics, 709–710
 cycloid, 709
 defined, 701
 describing, 704
 graphing, 701–702
 using graphing utility, B11–B12
 rectangular equation for curve defined parametrically, 702–704
 time as parameter in, 704–707
 Partial fraction decomposition, 719, 776–784
 defined, 777
 where denominator has nonrepeated irreducible quadratic factor, 781–782
 where denominator has only nonrepeated linear factors, 778–779
 where denominator has repeated irreducible quadratic factors, 782–783
 where denominator has repeated linear factors, 779–781

112 Subject Index

- Partial fractions, 777
Participation rate, 62
Partitioning, 918–921
Pascal, Blaise, 710, 851, 881
Pascal figures, 855
Pascal triangle, 851, 854, 855
Payment period, 325
Peano, Giuseppe, 882
Perceived (angular) size, 390
Perfect cubes, A25
Perfect roots, A83
Perfect squares, A25, A28
Perfect triangle, 558
Perihelion, 672, 700, 717
Perimeter, formulas for, A15
Period
 fundamental, 395
 of simple harmonic motion, 560
 of sinusoidal functions, 410–412, 430–433
 of trigonometric functions, 395–396
Periodic functions, 395–396
Permutations, 866–869
 computing, 869
 defined, 867
 distinct objects without repetition, 867–869
 distinct objects with repetition, 867
 involving n nondistinct objects, 872
Perpendicular lines, equations
 of, 29–31
Phase shift, 429–433
 to graph $y = A \sin(\omega x - \varphi) + B$, 429–433
Physics, vectors in, 609
Piecewise-defined functions, 91–93
 continuous, 906–907
Pitch, 35
Pixels, B1
Plane(s)
 complex, 600–604
 defined, 600
 imaginary axis of, 600
 plotting points in, 600–601
 real axis of, 600
Plane curve(s), 701–704
 parametric equations for, 707–710
Planets, orbit of, 672
Plotting points, 2, 10–11, 576–578
 graph equations by, 10–11
Point(s)
 coordinate of
 on graphing utility, B2
 on number line, A4
 corner, 798–799
 distance between two, 3
 distance from the origin to, 111–112
 feasible, 802, 803–804
 inflection, 70, 340
 initial, 609
 plotting, 2, 10–11, 576–578
 graph equations by, 10–11
 polar coordinates of, 577–578
 of tangency, 41
 terminal, 609
 turning, 183–184
Point-slope form of equation of line, 24–25
Polar axis, 576
Polar coordinates, 576–585
 conversion from rectangular
 coordinates, 580–582
 conversion to rectangular coordinates, 578–579
 defined, 576
 plotting points using, 576–578
 of a point, 577–578
 polar axis of, 576
 pole of, 576
 rectangular coordinates vs., 576
Polar equations
 calculus and, 597
 classification of, 595–596
 of conics, 694–701
 analyzing and graphing, 696–698
 converting to rectangular
 equation, 698
 focus at pole; eccentricity e , 696–697
 defined, 586
 graph of, 585–600
 cardioid, 590–591, 596
 circles, 595
 by converting to rectangular
 coordinates, 586–589
 defined, 586
 lemniscate, 594, 596
 limaçon with inner loop, 592–593, 596
 limaçon without inner loop, 591–592, 596
 by plotting points, 590–597
 polar grids for, 586
 rose, 593–594, 596
 sketching, 596–597
 spiral, 594–595
 using graphing utility, 587, B11
 historical feature on, 597
 identifying, 586–589
 testing for symmetry, 589–590
 transforming rectangular form to, 582–583
 transforming to rectangular form, 582–583
Polar form of complex number, 601–603
Polar grids, 586
Polarization identity, 631
Pole, 576, 589
Polynomial(s), 174–197, A22–A31
 Chebyshev, 502*n*
 complex, 246
 complex zeros of, 246, 249–250
 Conjugate Pairs Theorem, 247–248
 defined, 246
 finding, 249–250
 polynomial function with zeros
 given, 248–249
 cubic models from data, 194–195
 defined, 175, A23
 degree of, 175–180, A23, A27
 odd, 238–239, 247
 dividing, 231–232, A25–A27
 algorithm for, 231–232
 synthetic division, A31–A35
 end behavior of, 177, 184–186, 201, 202
 examples of, A23
 factoring, A27–A28
 by grouping, A28
 graph of, 176–186, 190–193
 end behavior of, 184–186, 201, 202
 smooth and continuous, 176
 step-by-step procedure for, 190–191
 turning points of, 183–184
 using bounds on zeros, 240
 using graphing utility, 192–193
 using transformations, 179–180
 using x -intercepts, 181–182
 historical feature on, 242
 identifying, 175–179
 limit of, 898–899, 905
 multiplicity of, 180–182
 prime, A27
 real zeros (roots) of, 180–182, 231–245
 Descartes' Rule of Signs, 234–235
 finding, 236–238
 Intermediate Value Theorem, 240–241
 number of, 234–235
 Rational Zeros Theorem, 235–236, 249
 Remainder Theorem and Factor Theorem, 231–234
 repeated, 181
 theorem for bounds on, 239–240
 recognizing, A23–A24
 solving, 236–239
 special products formulas, A24–A25
 in standard form, 175, A23
 terms of, 175, A23
 zero, 175, A23
Polynomial functions, 905
 continuous, 905
Polynomial inequalities, 224–225
 algebraically and graphically solving, 224–225, 228
 role of multiplicity in solving, 225
 steps for solving, 225
Population
 increases in, 890, 927
 world, 815
Position vector, 612–613
 in space, 633–634
Positive angle, 362
Positive real numbers, A4
Power(s), 420. *See also* Exponent(s)
 of i , A58–A59
 limit of, 899
 log of, 310
Powerball, 860
Power functions, 176–179
 exponential function vs., 281
 graph of, 177–179
 of odd degree, 178–179
 properties of, 178–179

- Present value, 326, 329–330
 Price, equilibrium, 130–131
 Prime polynomials, A27
 Principal, 325, A63
 Principal n th root of real number, A83
 Principal square root, A9, A59
 Probability(ies), 814, 875–885
 Complement Rule to find, 880–881
 compound, 878
 constructing models, 875–877
 defined, 876
 of equally likely outcomes, 878–879
 of event, 877
 mutually exclusive, 880
 historical feature on, 881–882
 outcome of, 876
 sample space, 875–876
 of union of two events, 879–880
 Product(s). *See also* Dot product;
 Multiplication
 of complex numbers, A56–A57
 in polar form, 603–604
 of inertia, 509
 limits of, 897–898
 log of, 310
 special, A24–A25
 of two functions, 57
 of two matrices, 763–767, 772
 vector (cross), 619
 Product function, 57
 Product-to-Sum Formulas, 511–513
 Projectile motion, 704–706
 Projection, vector, 627
 Projection of P on the x -axis, 560
 Projection of P on the y -axis, 560
 Prolate spheroid, 672
 Proper rational expressions, 777
 Proper rational function, 203
 Proper subsets, 861
 Ptolemy, 478, 549
 Pure imaginary number, A55
 Purkait triangle, 551
 Pythagorean Identities, 399, 480
 Pythagorean Theorem, 522, A14–A15
 applying, A15
 converse of, A14–A15
 as special case of Law of Cosines, 546
 Pythagorean triples, A21

 Quadrant, angle lying in, 363
 Quadrantal angles, 363
 trigonometric functions of, 378–380
 Quadrants, 2
 Quadratic equation(s)
 character of the solutions of, A60
 in complex number system,
 A59–A61
 defined, A47
 discriminant of, A50
 negative, A59
 factoring, A47–A48
 solving
 completing the square, A48–A49
 procedure for, A51
 quadratic formula, A49–A51, A60
 Square Root Method, A48
 in standard form, A47
 Quadratic factors, irreducible, 238, 778,
 781–783
 Quadratic formula, A49–A51, A60
 Quadratic functions, 143–156
 defined, 143
 graph of
 properties of, 147–149
 steps for, 152
 using its vertex, axis, and intercepts,
 146–151
 using transformations, 144–146
 inequalities involving, 165–168
 maximum or minimum value of,
 150–151, 157–158
 optimizations and, 156
 vertex and axis of symmetry of,
 146–151
 Quadratic models, 156–164
 from data, 160–161
 from verbal descriptions, 156–160
 Quantity, equilibrium, 130–131
 Quantity demanded, 130–131
 Quantity supplied, 130–131
 Quaternions, 619
 Quotient(s), 231, 232, A25. *See also*
 Division
 of complex numbers
 in polar form, 603–604
 in standard form, A57
 difference, 54–55, 295
 limit of, 900–901, 905
 log of, 310
 synthetic division to find,
 A33–A34
 of two functions, 58
 Quotient identity(ies), 480
 of trigonometric functions, 397

 Radians, 364–365
 converting between degrees and,
 366–368
 Radical equations, A86–A88
 defined, A86
 graphing utility to solve, B8
 solving, A86–A88
 Radicals, A83
 fractional exponents as, A87
 index of, A83
 like, A84
 properties of, A84
 rational exponents defined using,
 A86–A87
 simplifying, A84
 Radical sign, A9
 Radicand, A83
 Radioactive decay, 337–338
 Radius, 36
 of sphere, 640
 Range, 47, 49
 of absolute value function, 89
 of constant function, 88
 of cosecant function, 394
 of cosine function, 394, 410
 of cotangent function, 394
 of cube function, 89
 of cube root function, 89
 of greatest integer function, 90
 of identity function, 88
 of inverse function, 271
 of logarithmic function, 297
 of logistic models, 340
 of one-to-one function, 267–268
 of projectile, 504
 of reciprocal function, 89
 of secant function, 394
 of sine function, 394, 408
 of square function, 88
 of square root function, 89
 of tangent function, 394, 423
 of the trigonometric functions, 394
 Rate of change
 average, 21, 79–80, 125–128
 limit of, 901
 of linear and exponential functions,
 281–283
 instantaneous, 912–913
 Rate of interest, 325, A63
 Rates of return, effective, 328–329
 Ratio
 common, 833
 golden, 824
 conjugate, 824
 Rational exponents, A86–A88
 Rational expressions, A35–A43
 adding and subtracting,
 A37–A39
 least common multiple (LCM)
 method for, A39–A40
 complex, A40–A42
 decomposing. *See* Partial fraction
 decomposition
 defined, A35
 improper, 777–778
 multiplying and dividing, A36–A37
 proper, 777–778
 reducing to lowest terms, A35–A36
 Rational functions, 198–223
 applied problems involving, 219
 asymptotes of, 200–202
 horizontal, 201, 203–205
 oblique, 203–205
 vertical, 201–203
 continuous, 905–906
 defined, 198
 domain of, 198–201
 graph of, 209–219
 constructing rational function
 from, 218–219
 end behavior of, 201
 using transformations, 200
 with a hole, 216–218
 improper, 203
 in lowest terms, 199, 201
 proper, 203
 standard form of, 208

- Rational inequalities, 226–228
 role of multiplicity in solving, 227
 steps for solving, 227
- Rationalizing the denominator, A85–A86
- Rational numbers, 198, A3, A54
- Rational Zeros Theorem, 235–236, 249
- Rays (half-lines), 362
 of central angle, 364–365
 vertex of, 362
- Real axis of complex plane, 600
- Real number(s), A3–A4, A54
 approximate decimals, A3
 conjugate of, A58
 defined, A3
 principal n th root of, A83
 square of, A54
- Real number line, A4
- Real part of complex number, A55
- Real zeros (roots) of polynomial
 functions, 231–245
 finding, 236–238
 Intermediate Value Theorem,
 240–241
 number of, 234–235
 Rational Zeros Theorem, 235–236, 249
 Remainder Theorem and Factor
 Theorem, 231–234
 repeated, 181
 theorem for bounds on, 239–240
- Reciprocal function, 89, 425–426. *See also*
 Cosecant; Secant
- Reciprocal identities, 397, 480
- Reciprocal of complex number in
 standard form, A57
- Reciprocal property for inequalities,
 A76, A78
- Rectangle, area and perimeter of,
 A15, A16
- Rectangular (Cartesian) coordinates, 2
 converted to polar coordinates,
 580–582
 polar coordinates converted
 to, 578–579
 polar coordinates vs., 576
 polar equations graphed by converting
 to, 586–589
 in space, 632
- Rectangular (Cartesian) form of complex
 number, 601–603
- Rectangular equations
 for curve defined parametrically, 702–704
 polar equations converted to,
 582–583, 698
 transforming to polar equation,
 582–583
- Rectangular grid, 586
- Recursive formula, 819–820
 for arithmetic sequences, 828
 terms of sequences defined by,
 819–820
- Reduced row echelon form, 740–744
- Ref command, B10
- Reflections about x -axis or y -axis,
 104–105
- Refraction, 478
- Regiomontanus, 549
- Relation(s), 47–51. *See also* Function(s)
 defined, 47
 describing, 48
 expressions of, 47–48
 as function, 49–51
 input to, 47
 nonlinear, 136–138
 ordered pairs as, 47
- Relative maxima and minima of
 functions, 76–77
- Remainder, 232, A25
 synthetic division to find, A33–A34
- Remainder Theorem, 232–234
- Repeated zeros (solutions), 181, A47
- Repeating decimals, A3
- Repose, angle of, 468
- Resonance, 564
- Rest (equilibrium) position, 560
- Resultant force, 617
- Review, A1–A91
 of algebra, A1–A13
 distance on the real number
 line, A5–A6
 domain of variable, A7
 evaluating algebraic expressions,
 A6–A7
 evaluating exponents, A10
 graphing inequalities, A5
 Laws of Exponents, A8–A9
 real number line, A4
 sets, A1–A4
 simplifying trigonometric
 expressions, 480–481
 solving geometry problems, 5
 square roots, A9–A10
 complex numbers, A54–A62
 of geometry, A14–A22
 congruent and similar triangles,
 A16–A19
 formulas, A15–A16
 Pythagorean theorem and its
 converse, A14–A15
 of n th roots, A83–A84
 rationalizing the denominator,
 A85–A86
 simplifying, A83
 simplifying radicals, A84
 of polynomials, A22–A31
 dividing, A25–A27
 factoring, A27–A28
 monomials, A22–A23
 recognizing, A23–A24
 special products formulas, A24–A25
 synthetic division of, A31–A35
 of rational exponents, A86–A88
 of rational expressions, A35–A43
 adding and subtracting, A37–A39
 complex, A40–A42
 multiplying and dividing, A36–A37
 reducing to lowest terms, A35–A36
- Revolutions per unit of time, 370
- Rhind papyrus, 840
- Richter scale, 308
- Right angle, 363, A14
- Right circular cone, 653
- Right circular cylinder, volume and surface
 area of, A16
- Right endpoint of interval, A73
- Right-hand limit, 903
- Right-hand rule, 632
- Right triangles, 522, 524–529, A14
 applications of, 525–529
 solving, 524–529
- Right triangle trigonometry, 522–534
 Complementary Angle Theorem, 524
 fundamental identities, 397–399
 values of trigonometric functions of
 acute angles, 522–524
- Rise, 20
- Root(s), A44. *See also* Solution(s); Zeros
 complex, 605–607
 limit of, 899
 of multiplicity 2 (double root), A47
 perfect, A83
- Root of multiplicity m , $181n$, A47
- Rose, 593–594, 596
- Roster method, A1
- Rotation of axes, 687–691
 analyzing equation using, 690–691
 formulas for, 688
 identifying conic without, 692
- Rounding, A10
- Round-off errors, 525
- Row echelon form, 737–744
 reduced, 740–744
- Row index, 735, 759
- Row operations, 736–737
- Row vector, 763
- Rref command, B10
- Ruffini, P., 242
- Rule of Signs, Descartes', 234–235
- Run, 20
- Rutherford, Ernest, 685
- SAA triangles, 536–537
- Sample space, 875–876
- SAS triangles, 536, 547, 553–554
- Satisfying equations, 10, A44
- Satisfying inequalities, 794
- Sawtooth curve, 567
- Scalar, 611, 762
- Scalar multiples of matrix, 762–763
- Scale of number line, A4
- Scanning (optical) angle, 509
- Scatter plots, 135–136, 433–434
- Schroeder, E., 882
- Scientific calculators, A10
- Secant, 376
 continuous, 906, 907
 defined, 522
 domain of, 393, 394
 graph of, 425–427
 inverse, 463–465
 approximating the value of,
 464–465
 calculator to evaluate, 464–465

- definition of, 463
- exact value of, 464
- periodic properties of, 395
- range of, 394
- Secant line, 79–80
- Seconds, 364
- Seed, 608
- Sequences, 816–844
 - annuity problems, 839–840
 - arithmetic, 826–832
 - common difference in, 826
 - defined, 826
 - determining, 826–827
 - formula for, 827–828
 - n th term of, 828
 - recursive formula for, 828
 - sum of, 829–830
 - defined, 816
 - factorial symbol, 818–819
 - Fibonacci, 820, 824
 - geometric, 833–836
 - common ratio of, 833
 - defined, 833
 - determining, 833–834
 - formula for, 834–835
 - n th term of, 834
 - sum of, 835–836
 - graph of, 816
 - historical feature on, 840
 - from a pattern, 818
 - properties of, 821
 - summation notation, 820–821
 - sum of, 821–822
 - terms of, 816–818
 - alternating, 818
 - defined by a recursive formula, 819–820
 - general, 817
- Set(s), A1–A4
 - complement of, A2
 - correspondence between two, 47
 - disjoint, A2–A3
 - elements of, 861–863, A1
 - empty (null), 861, A1
 - equal, 861, A2
 - finite, 861
 - infinite, 861
 - intersection of, A2
 - Mandelbrot, 608
 - of numbers, A1–A4
 - solution, A44
 - subsets of, 861
 - proper, 861
 - universal, 862, A2
- Set-builder notation, A1
- Shannon's diversity index, 306
- Shifts, graphing functions using vertical and horizontal, 98–102, 105
- Side-angle-side case of congruent triangle, A17
- Side-angle-side case of similar triangle, A17, A18
- Sides
 - of equation, 10, A44
 - of inequality, A5
- Side-side-side case of similar triangle, A18
- Similar triangles, A16–A19
- Simple harmonic motion, 559–562
 - amplitude of, 560
 - analyzing, 561–562
 - circular motion and, 560
 - defined, 560
 - equilibrium (rest) position, 560
 - frequency of object in, 561
 - model for, 559–561
 - period of, 560
- Simple interest, 325, A63–A64
- Simplex method, 801*n*
- Simplifying
 - complex rational expressions, A40–A42
 - expressions with rational exponents, A86–A88
 - n th roots, A83
 - radicals, A84
- Simpson's rule, 164
- Sine, 376
 - of best fit, 437
 - continuous, 907
 - defined, 522
 - domain of, 393, 394, 408
 - graphs of, 407–421
 - amplitude and period, 410–412
 - equation for, 416
 - key points for, 412–415
 - historical feature on, 386–387
 - hyperbolic, 295
 - inverse, 450–453
 - approximate value of, 452–453
 - defined, 450–451
 - exact value of, 451–452
 - implicit form of, 451
 - properties of, 456
 - Law of
 - in applied problems, 374–376
 - defined, 536
 - historical feature on, 549
 - proof of, 541
 - SAA or ASA triangles solved using, 536–537
 - SSA triangles solved using, 537–539
 - properties of, 408
 - periodic, 395
 - range of, 394, 408
- Sum and Difference Formula for, 489–491
- trigonometric equations linear in, 494–496
- Singular matrix, 768
- Sinusoidal graphs, 407–421, 565
 - amplitude and period, 410–412
 - cycle of, 408, 412
 - equation for, 416
 - key points for, 412–415
 - steps for, 433
- Sinusoidal models, 433–437
 - best-fit, 437
 - daylight hours, 436–437
 - temperature data, 433–435
- Six trigonometric functions
 - exact values of, 386
 - of quadrantal angles, 378–380
 - of t , 376–377
- Slope, 20–23, 26
 - containing two points, 21
 - graphing lines given, 23
 - from linear equation, 26
 - of secant line, 81
- Slope-intercept form of equation of line, 25–26
- Smooth graph, 176
- Snell, Willebrord, 478
- Snell's Law of Refraction, 478
- Solution(s), A44. *See also* Zeros
 - extraneous, A86
 - of inequalities, A76
 - of linear programming problems, 803–804
 - location of, 804
 - repeated, 181, A47
 - of systems of equations, 721, 726–728
 - of trigonometric equations, 469
- Solution set of equation, A44
- Special products, A24–A25
- Speed
 - angular, 369–370
 - instantaneous, 913–915
 - linear, 369–370
- Sphere, 640
 - volume and surface area of, A16
- Spherical trigonometry, 573
- Spheroid, prolate, 672
- Spiral, 594–595
- Square(s)
 - of binomials (perfect squares), A25, A28
 - difference of two, A24, A28
 - perfect, A25, A28
- Square function, 88
- Square matrix, 760
- Square root(s), A9–A10, A83
 - complex, 605
 - of negative number, A9, A59–A60
 - principal, A9, A59
- Square root function, 86, 89
- Square Root Method, A48
- Square wave, 568
- SSA triangles, 537–539
- SSS triangles, 536, 547–548, 554–555
- Standard deviation, A82
- Standard form
 - complex numbers in, A55, A57–A59
 - power of, A58–A59
 - quotient of two, A57
 - reciprocal of, A57
 - of equation of circle, 36
 - polynomials in, 175, A23
 - quadratic equations on, A47
 - of rational function, 208
- Standard position, angle in, 362
- Static equilibrium, 618–619
- Statute (ordinary) miles, 373
- Step function, 90

- Stirling's formula, 855
- Stock valuation, 124
- Straight angle, 363
- Stretches, graphing functions using, 102–104, 105
- Strict inequalities, A5
- Subscripted letters, 816
- Subsets, 861, A2
proper, 861
- Substitution method, 719, 722–723
systems of nonlinear equations solved using, 785–786
- Subtraction. *See also* Difference(s)
of complex numbers, A55
of rational expressions, A37–A39
least common multiple (LCM) method for, A39–A40
of vectors, 614
in space, 634
- Sum. *See also* Addition
of arithmetic sequences, 829–830
of complex numbers, A55
of geometric sequences, 835–836
index of, 820
of infinite geometric series, 837
limits of, 897
of logarithms, 311–312
of sequences, 821–822
of two cubes, A25
of two functions, 57
graph of, 564–565
of two matrices, 760–762
- Sum and Difference Formulas, 487–500
for cosines, 487–488
defined, 487
to establish identities, 489–493
to find exact values, 488–491, 490–491
involving inverse trigonometric function, 493–494
for sines, 489–491
for tangents, 492–493
- Sum function, 57
- Summation notation, 820–821
- Sum-to-Product Formulas, 512–513
- Sun, declination of, 461
- Surface area, formulas for, A16
- Sylvester, James J., 772
- Symmetry, 13–15
axis of
of parabola, 145
of quadratic function, 146–151
axis of, of parabola, 654
graphing utility to check for, B5–B6
of polar equations, 589–590
with respect to origin, 14
with respect to the line $\hat{e} = (y\text{-axis})$, 589
with respect to the polar axis ($x\text{-axis}$), 589
with respect to the pole (origin), 589
with respect to the $x\text{-axis}$, 13, 14
with respect to the $y\text{-axis}$, 14
- Synthetic division, A31–A35
- Systems of equations, 720
consistent, 721, 726
dependent, 722
containing three variables, 728–730
containing two variables, 725–726
Cramer's Rule with, 755
equivalent, 724
graphing, 722
inconsistent, 721, 726
containing three variables, 728
containing two variables, 725
Cramer's Rule with, 755
independent, 722
solutions of, 721, 726–728
- Systems of inequalities, 794–801
graphing, 794–799
bounded and unbounded graphs, 798
vertices or corner points, 798–799
- Systems of linear equations, 720–759
consistent, 722, 726
defined, 722
dependent, 722
containing three variables, 728–730
containing two variables, 725–726
matrices to solve, 741–742
determinants, 748–759
cofactors, 752
Cramer's Rule to solve a system of three equations containing three variables, 753–755
Cramer's Rule to solve a system of two equations containing two variables, 749–751
minors of, 752
properties of, 755–756
3 by 3, 751–753
2 by 2, 748–749, 755
elimination method of solving, 723–725, 726
equivalent, 724
examples of, 720–722
graphing, 722
graphing utility to solve, B9–B10
inconsistent, 722, 726
containing three variables, 728
containing two variables, 725
matrices to find, 742–743
independent, 722
matrices. *See* Matrix/matrices
partial fraction decomposition, 776–784
defined, 777
where denominator has a nonrepeated irreducible quadratic factor, 781
where denominator has only nonrepeated linear factors, 778–779
where denominator has repeated irreducible quadratic factors, 782–783
where denominator has repeated linear factors, 779–781
solution of, 721, 726–728
solving, 721
substitution method of, 722–723
three equations containing three variables, 726–728
- Systems of linear inequalities, graph of, 795–796, 803
- Systems of nonlinear equations, 785–793
elimination method for solving, 786–789
historical feature on, 790
substitution method for solving, 785–786
- Systems of nonlinear inequalities, graphing, 797–798
- Systolic pressure, 420
- Tables, on graphing utility, B4
- Tangency, point of, 41
- Tangent function, 376
continuous, 906, 907
domain of, 393, 394, 423
graph of, 422–425
Half-angle Formulas for, 506
historical feature on, 386–387
inverse, 454–456
defined, 454–455
exact value of, 456
implicit form of, 455
properties of, 458
properties of, 423
periodic, 395
range of, 394, 423
Sum and Difference Formulas for, 492–493
- Tangent line
defined, 41, 911
equation of, 911
to the graph of a function, 910–911
Greek method for finding, 41
- Tangent problem, 910
- Tangents, Law of, 545, 549
- Tartaglia (Niccolo of Brescia), 242, 607
- Tautochrone, 710
- Terminal point of directed line segment, 609
- Terminal side of angle, 362
- Terminating decimals, A3
- Terms
like, A23
of polynomial, 175, A23
of sequences, 816–818
alternating, 818
defined by a recursive formula, 819–820
general, 817
3 by 3 determinants, 641, 751–753
- Thrust, 575, 651
- TI-84 Plus C, B3
ZSquare function, B8
- Time, as parameter, 704–707
- Transcendental functions, 258
- Transformations, 98–111, 657, 668, 680
combining, 101–102

- compressions and stretches, 102–105
 defined, 98
 graphs using
 of cosecant and secant functions, 426–427
 of cosine function, 410
 of cotangent function, 425
 of exponential functions, 286, 287–288
 of polynomial functions, 179–180
 of quadratic functions, 144–146
 of rational functions, 200
 reflections about the x -axis or y -axis, 104–105
 of sine function, 408–409
 vertical and horizontal shifts, 98–102, 105
- Transition matrix, 814
 Transverse axis, 674, 695
 Tree diagram, 864
 Triangle(s). *See also* Law of Sines
 area of, 553–559, A15
 ASA, 536–537
 congruent, A16–A19
 equilateral, 8
 error, 8
 isosceles, 8
 legs of, 522, A14
 medians of, 8
 metric, 551
 oblique, 535–536
 Pascal, 851, 854
 perfect, 558
 right, 522, 524–529, A14
 applied problems involving, 525–529
 solving, 524–529
 SAA, 536–537
 SAS, 536, 547, 553–554
 similar, A16–A19
 SSA, 537–539
 SSS, 536, 547–548, 554–555
 Triangular addition, 853
 Triangular number, 825
 Trigonometric equations, 469–479
 calculator for solving, 472
 graphing utility to solve, 474
 identities to solve, 473–474
 involving a double angle, 471
 involving single trigonometric function, 469–472
 linear, 471
 linear in sine and cosine, 494–496
 quadratic in form, 473
 solutions of, defined, 469
 Trigonometric expressions, written algebraically, 466, 493–494
 Trigonometric functions
 of acute angles, 522–524
 applications of, 521–574
 damped motion, 562–564
 graphing sum of two functions, 564–565
 involving right triangles, 525–529
 Law of Cosines, 548–549
 Law of Sines, 546
 Law of Tangents, 545, 549
 simple harmonic motion, 559–562
 calculator to approximate values of, 385
 circle of radius r to evaluate, 386
 cosecant and secant graphs, 425–427
 domain and the range of, 393–394
 exact value of
 of $\frac{\pi}{4} = 45^\circ$, 380–381, 383–384
 of $\frac{\pi}{6} = 30^\circ$ and $\frac{\pi}{3} = 60^\circ$, 381–385
 given one function and the quadrant of the angle, 399–402
 using even-odd properties, 402–403
 fundamental identities of, 397–399
 quotient, 397
 reciprocal, 397
 historical feature on, 386–387
 period of, 395–396
 phase shift, 429–433
 to graph $y = A \sin(\omega x - \varphi) + B$, 429–433
 properties of, 392–406
 Even-Odd, 402–403
 of quadrantal angles, 378–380
 right triangle trigonometry, 522–534
 Complementary Angle Theorem, 524
 fundamental identities, 397–399
 signs of, in a given quadrant, 396–397
 sine and cosine graphs, 407–421
 amplitude and period, 410–412, 430–433
 equation for, 416
 key points for, 412–415
 sinusoidal curve fitting, 433–437
 of t , 376–377
 tangent and cotangent graphs, 422–426
 unit circle approach to, 375–392
 Trigonometric identities, 479–487
 basic, 480
 establishing, 481–484
 Double-angle Formulas for, 501–504
 Sum and Difference Formulas for, 489–493
 Even-Odd, 480
 Pythagorean, 480
 Quotient, 480
 Reciprocal, 480
 Trinomials, A23
 Truncation, A10
 Turning points, 183–184
 2 by 2 determinants, 641, 748–749
 proof for, 755

Umbra versa, 387
 Unbounded graphs, 798
 Uniform motion, A66–A67
 Uninhibited growth, 335–337
 Union of two events, probabilities of, 879–880
 Unit circle, 36, 375–378

 Unit vector, 612, 615–616
 in space, 635
 Universal sets, 862, A2

 Value (image) of function, 49, 51–53
 Variable(s), A6, A23
 complex, 246
 dependent, 52
 domain of, A7
 independent, 52
 in calculus, 407
 Variable costs, 33
 Vector(s), 609–623
 adding, 610, 614
 algebraic, 612–613
 angle between, 625
 column, 763
 components of, 612, 613
 horizontal and vertical, 613
 decomposing, 626–628
 defined, 609
 difference of, 610
 direction of, 609, 615–617
 dot product of two, 624–625
 equality of, 610, 613
 finding, 616–617
 force, 616
 geometric, 609–610
 graphing, 611–612
 historical feature on, 619
 magnitudes of, 609, 612, 614–615, 616–617
 modeling with, 617–619
 multiplying by numbers
 geometrically, 611
 objects in static equilibrium, 618–619
 orthogonal, 626–628
 parallel, 626
 in physics, 609
 position, 612–613
 row, 763
 scalar multiples of, 611, 614–615, 624
 in space, 631–640
 angle between two vectors, 636
 cross product of two, 641–642
 direction angles, 637–639
 distance formula, 632–633
 dot product, 635–636
 operations on, 634–635
 orthogonal to two given vectors, 644
 position vectors, 633–634
 rectangular coordinates, 632
 subtracting, 614
 unit, 612, 615–616
 velocity, 616–617
 zero, 610
 Vector projection, 627
 Velocity, instantaneous, 913–915
 Velocity vector, 616–617
 Venn diagrams, A2
 Verbal descriptions
 linear models from, 129–131
 quadratic models from, 156–160

- Vertex/vertices, 798–799
 - of cone, 653
 - of ellipse, 663
 - of hyperbola, 674
 - of parabola, 145, 654
 - of quadratic function, 146–151
 - of ray, 362
- Vertical asymptote, 201–203
 - multiplicity and, 202–203
- Vertical component of vector, 613
- Vertical line, 20–21, 587, 595
- Vertical-line test, 64
- Vertically compressed or stretched
 - graphs, 102–105
- Vertical shifts, 98–102, 105
- Viète, François, 549
- Viewing angle, 390–391, 461
- Viewing rectangle, 3, B1–B3
 - setting, B1
- Volume, formulas for, A16

- Wallis, John, 607
- Waves. *See also* Simple harmonic motion
 - square, 568
 - traveling speeds of, 478
- Weight, 575, 651
- Whispering galleries, 669–670

- Wings, airplane, 575, 651
- Work, 640
 - dot product to compute, 628–629
- World population, 815, 890, 927

- x -axis, 2
 - projection of P on the, 560
 - reflections about, 104–105
 - symmetry with respect to, 13, 14, 589
- x -coordinate, 2
- x -intercept, 12
 - polynomial graphed using, 181–182
 - of quadratic function, 147
- xy -plane, 2, 632
- xz -plane, 632

- Yang Hui, 854
- y -axis, 2
 - projection of P on the, 560
 - reflections about, 104–105
 - symmetry with respect to, 14, 589
- y -coordinate (ordinate), 2
- y -intercept, 12, 26
- yz -plane, 632

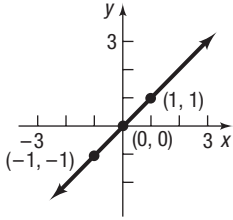
- Zero-coupon bonds, 333
- Zero-level earthquake, 308

- Zero matrix, 762
- Zero polynomial, 175, A23
- Zero-Product Property, A4, A47
- Zeros
 - bounds on, 239–240
 - complex, of polynomials, 245–248, 249–250
 - Conjugate Pairs Theorem, 247–248
 - defined, 246
 - finding, 249–250
 - polynomial function with zeros given, 248–249
 - real, of polynomials, 180–182, 231–245
 - Descartes' Rule of Signs, 234–235
 - finding, 236–238
 - Intermediate Value Theorem, 240–241
 - number of, 234–235
 - Rational Zeros Theorem, 235–236, 249
 - Remainder Theorem and Factor Theorem, 231–234
 - repeated, 181
 - theorem for bounds on, 239–240
- Zero vector, 610

LIBRARY OF FUNCTIONS

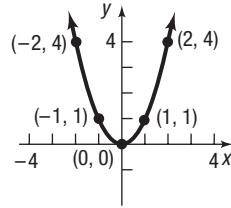
Identity Function

$$f(x) = x$$



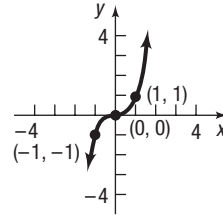
Square Function

$$f(x) = x^2$$



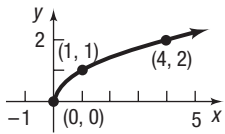
Cube Function

$$f(x) = x^3$$



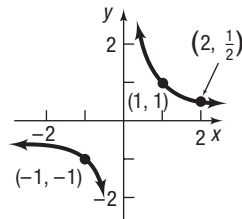
Square Root Function

$$f(x) = \sqrt{x}$$



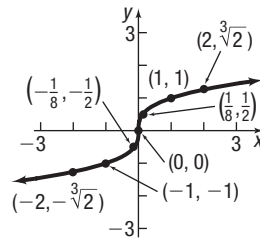
Reciprocal Function

$$f(x) = \frac{1}{x}$$



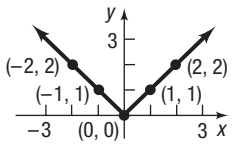
Cube Root Function

$$f(x) = \sqrt[3]{x}$$



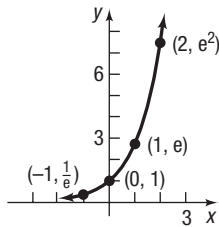
Absolute Value Function

$$f(x) = |x|$$



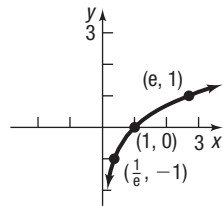
Exponential Function

$$f(x) = e^x$$



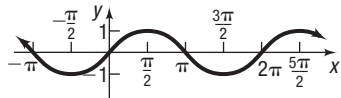
Natural Logarithm Function

$$f(x) = \ln x$$



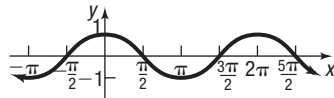
Sine Function

$$f(x) = \sin x$$



Cosine Function

$$f(x) = \cos x$$



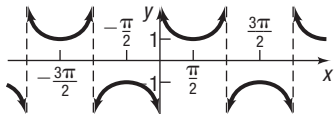
Tangent Function

$$f(x) = \tan x$$



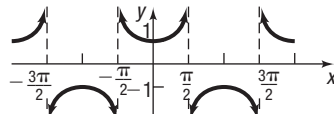
Cosecant Function

$$f(x) = \csc x$$



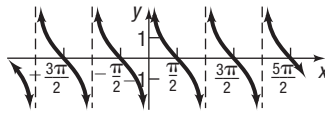
Secant Function

$$f(x) = \sec x$$



Cotangent Function

$$f(x) = \cot x$$



FORMULAS/EQUATIONS

Distance Formula

If $P_1 = (x_1, y_1)$ and $P_2 = (x_2, y_2)$, the distance from P_1 to P_2 is

$$d(P_1, P_2) = \sqrt{(x_2 - x_1)^2 + (y_2 - y_1)^2}$$

Standard Equation of a Circle

The standard equation of a circle of radius r with center (h, k) is

$$(x - h)^2 + (y - k)^2 = r^2$$

Slope Formula

The slope m of the line containing the points $P_1 = (x_1, y_1)$ and $P_2 = (x_2, y_2)$ is

$$m = \frac{y_2 - y_1}{x_2 - x_1} \quad \text{if } x_1 \neq x_2$$

$$m \text{ is undefined} \quad \text{if } x_1 = x_2$$

Point-Slope Equation of a Line

The equation of a line with slope m containing the point (x_1, y_1) is

$$y - y_1 = m(x - x_1)$$

Slope-Intercept Equation of a Line

The equation of a line with slope m and y-intercept b is

$$y = mx + b$$

Quadratic Formula

The solutions of the equation $ax^2 + bx + c = 0, a \neq 0$, are

$$x = \frac{-b \pm \sqrt{b^2 - 4ac}}{2a}$$

If $b^2 - 4ac > 0$, there are two unequal real solutions.

If $b^2 - 4ac = 0$, there is a repeated real solution.

If $b^2 - 4ac < 0$, there are two complex solutions that are not real.

GEOMETRY FORMULAS

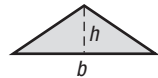
Circle



r = Radius, A = Area, C = Circumference

$$A = \pi r^2 \quad C = 2\pi r$$


Triangle



b = Base, h = Altitude (Height), A = area

$$A = \frac{1}{2}bh$$

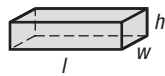
Rectangle



l = Length, w = Width, A = area, P = perimeter

$$A = lw \quad P = 2l + 2w$$

Rectangular Box (closed)



l = Length, w = Width, h = Height, V = Volume, S = Surface area

$$V = lwh \quad S = 2lw + 2lh + 2wh$$

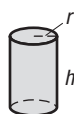
Sphere



r = Radius, V = Volume, S = Surface area

$$V = \frac{4}{3}\pi r^3 \quad S = 4\pi r^2$$

Right Circular Cylinder (closed)

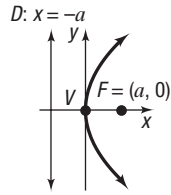


r = Radius, h = Height, V = Volume, S = Surface area

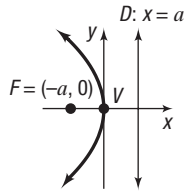
$$V = \pi r^2 h \quad S = 2\pi r^2 + 2\pi r h$$

CONICS

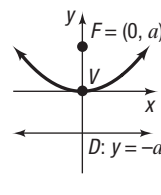
Parabola



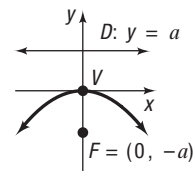
$$y^2 = 4ax$$



$$y^2 = -4ax$$

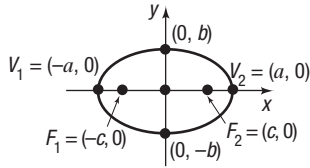


$$x^2 = 4ay$$

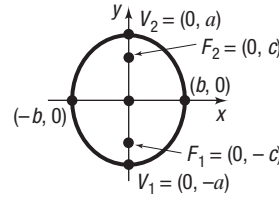


$$x^2 = -4ay$$

Ellipse

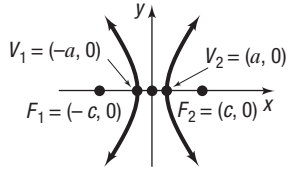


$$\frac{x^2}{a^2} + \frac{y^2}{b^2} = 1, \quad a > b, \quad c^2 = a^2 - b^2$$



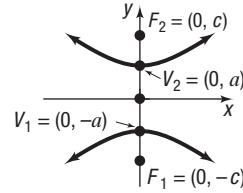
$$\frac{x^2}{b^2} + \frac{y^2}{a^2} = 1, \quad a > b, \quad c^2 = a^2 - b^2$$

Hyperbola



$$\frac{x^2}{a^2} - \frac{y^2}{b^2} = 1, \quad c^2 = a^2 + b^2$$

$$\text{Asymptotes: } y = \frac{b}{a}x, \quad y = -\frac{b}{a}x$$



$$\frac{y^2}{a^2} - \frac{x^2}{b^2} = 1, \quad c^2 = a^2 + b^2$$

$$\text{Asymptotes: } y = \frac{a}{b}x, \quad y = -\frac{a}{b}x$$

PROPERTIES OF LOGARITHMS

$$\log_a(MN) = \log_a M + \log_a N$$

$$\log_a\left(\frac{M}{N}\right) = \log_a M - \log_a N$$

$$\log_a M^r = r \log_a M$$

$$\log_a M = \frac{\log M}{\log a} = \frac{\ln M}{\ln a}$$

$$a^r = e^{r \ln a}$$

PERMUTATIONS/COMBINATIONS

$$0! = 1 \quad 1! = 1$$

$$n! = n(n-1) \cdot \dots \cdot 3 \cdot 2 \cdot 1$$

$$P(n, r) = \frac{n!}{(n-r)!}$$

$$C(n, r) = \binom{n}{r} = \frac{n!}{(n-r)!r!}$$

BINOMIAL THEOREM

$$(a+b)^n = a^n + \binom{n}{1}ba^{n-1} + \binom{n}{2}b^2a^{n-2} + \dots + \binom{n}{n-1}b^{n-1}a + b^n$$

ARITHMETIC SEQUENCE

$$a_1 + (a_1 + d) + (a_1 + 2d) + \dots + [a_1 + (n-1)d] = \frac{n}{2}[2a_1 + (n-1)d] = \frac{n}{2}(a_1 + a_n)$$

GEOMETRIC SEQUENCE

$$a_1 + a_1r + a_1r^2 + \dots + a_1r^{n-1} = a_1 \cdot \frac{1-r^n}{1-r}$$

GEOMETRIC SERIES

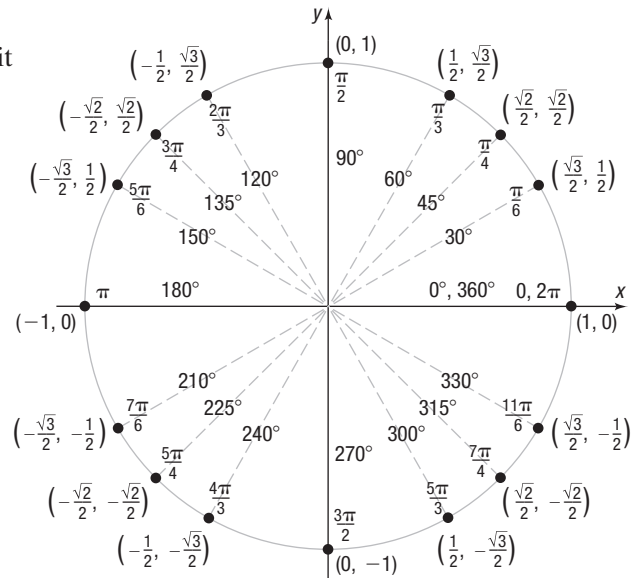
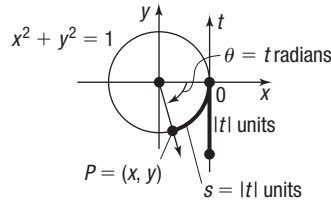
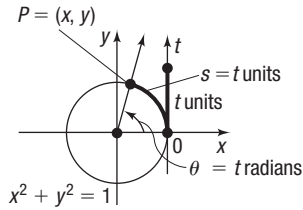
$$\text{If } |r| < 1, \quad a_1 + a_1r + a_1r^2 + \dots = \sum_{k=1}^{\infty} a_1r^{k-1} = \frac{a_1}{1-r}$$

TRIGONOMETRIC FUNCTIONS

Let t be a real number and let $P = (x, y)$ be the point on the unit circle that corresponds to t .

$$\sin t = y \quad \cos t = x \quad \tan t = \frac{y}{x}, \quad x \neq 0$$

$$\csc t = \frac{1}{y}, \quad y \neq 0 \quad \sec t = \frac{1}{x}, \quad x \neq 0 \quad \cot t = \frac{x}{y}, \quad y \neq 0$$



TRIGONOMETRIC IDENTITIES

Fundamental Identities

$$\tan \theta = \frac{\sin \theta}{\cos \theta} \quad \cot \theta = \frac{\cos \theta}{\sin \theta}$$

$$\csc \theta = \frac{1}{\sin \theta} \quad \sec \theta = \frac{1}{\cos \theta} \quad \cot \theta = \frac{1}{\tan \theta}$$

$$\sin^2 \theta + \cos^2 \theta = 1$$

$$\tan^2 \theta + 1 = \sec^2 \theta$$

$$\cot^2 \theta + 1 = \csc^2 \theta$$

Even-Odd Identities

$$\sin(-\theta) = -\sin \theta \quad \csc(-\theta) = -\csc \theta$$

$$\cos(-\theta) = \cos \theta \quad \sec(-\theta) = \sec \theta$$

$$\tan(-\theta) = -\tan \theta \quad \cot(-\theta) = -\cot \theta$$

Sum and Difference Formulas

$$\sin(\alpha + \beta) = \sin \alpha \cos \beta + \cos \alpha \sin \beta$$

$$\sin(\alpha - \beta) = \sin \alpha \cos \beta - \cos \alpha \sin \beta$$

$$\cos(\alpha + \beta) = \cos \alpha \cos \beta - \sin \alpha \sin \beta$$

$$\cos(\alpha - \beta) = \cos \alpha \cos \beta + \sin \alpha \sin \beta$$

$$\tan(\alpha + \beta) = \frac{\tan \alpha + \tan \beta}{1 - \tan \alpha \tan \beta}$$

$$\tan(\alpha - \beta) = \frac{\tan \alpha - \tan \beta}{1 + \tan \alpha \tan \beta}$$

Half-Angle Formulas

$$\sin \frac{\theta}{2} = \pm \sqrt{\frac{1 - \cos \theta}{2}}$$

$$\cos \frac{\theta}{2} = \pm \sqrt{\frac{1 + \cos \theta}{2}}$$

$$\tan \frac{\theta}{2} = \frac{1 - \cos \theta}{\sin \theta}$$

Double-Angle Formulas

$$\sin(2\theta) = 2 \sin \theta \cos \theta$$

$$\cos(2\theta) = \cos^2 \theta - \sin^2 \theta$$

$$\cos(2\theta) = 2 \cos^2 \theta - 1$$

$$\cos(2\theta) = 1 - 2 \sin^2 \theta$$

$$\tan(2\theta) = \frac{2 \tan \theta}{1 - \tan^2 \theta}$$

Product-to-Sum Formulas

$$\sin \alpha \sin \beta = \frac{1}{2} [\cos(\alpha - \beta) - \cos(\alpha + \beta)]$$

$$\cos \alpha \cos \beta = \frac{1}{2} [\cos(\alpha - \beta) + \cos(\alpha + \beta)]$$

$$\sin \alpha \cos \beta = \frac{1}{2} [\sin(\alpha + \beta) + \sin(\alpha - \beta)]$$

Sum-to-Product Formulas

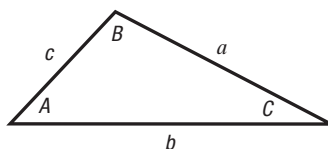
$$\sin \alpha + \sin \beta = 2 \sin \frac{\alpha + \beta}{2} \cos \frac{\alpha - \beta}{2}$$

$$\sin \alpha - \sin \beta = 2 \sin \frac{\alpha - \beta}{2} \cos \frac{\alpha + \beta}{2}$$

$$\cos \alpha + \cos \beta = 2 \cos \frac{\alpha + \beta}{2} \cos \frac{\alpha - \beta}{2}$$

$$\cos \alpha - \cos \beta = -2 \sin \frac{\alpha + \beta}{2} \sin \frac{\alpha - \beta}{2}$$

SOLVING TRIANGLES



Law of Sines

$$\frac{\sin A}{a} = \frac{\sin B}{b} = \frac{\sin C}{c}$$

Law of Cosines

$$a^2 = b^2 + c^2 - 2bc \cos A$$

$$b^2 = a^2 + c^2 - 2ac \cos B$$

$$c^2 = a^2 + b^2 - 2ab \cos C$$